Appendix A

Summary of Site Data Used in the HHRA

Figures

Tables

Table A-1A. Onondaga Lake Fish Fillets – Mercury Data

Survey	Sample Number	Survey Station	Date	Species	Duplicates	Length (in)	Age (yrs)	Methyl-mercury (mg/kg-ww)	Total Mercury (mg/kg-ww)	Mercury Concentration Used in Risk Assessment (mg/kg-ww)
NYSDEC-1992	1964	SO12	7/6/1992	SMB		11.6	5		0.66	0.66
NYSDEC-1992	1995	SO12	7/7/1992	SMB		11.6	5		0.60	0.60
NYSDEC-1992	1996	SO12	7/7/1992	SMB		11.6	4		0.40	0.40
NYSDEC-1992	1997	SO12	7/7/1992	SMB		11.7	5		0.74	0.74
NYSDEC-1992	1998	SO12	7/7/1992	SMB		11.7	5		0.70	0.70
NYSDEC-1992	1965	SO12	7/6/1992	SMB		11.8	5		0.54	0.54
NYSDEC-1992	1999	SO12	7/7/1992	SMB		11.9	5		1.21	1.21
NYSDEC-1992	2000	SO12	7/7/1992	SMB		11.9	5		0.54	0.54
NYSDEC-1992	2001	SO12	7/7/1992	SMB		11.9	5		0.75	0.75
NYSDEC-1992	2002	SO12	7/7/1992	SMB		11.9	5		0.88	0.88
NYSDEC-1992	1966	SO12	7/6/1992	SMB		12.2	NA		0.77	0.77
NYSDEC-1992	2003	SO12	7/7/1992	SMB		12.2	5		0.78	0.78
NYSDEC-1992	1967	SO12	7/6/1992	SMB		12.3	5		0.79	0.79
NYSDEC-1992	1968	SO12	7/6/1992	SMB		12.4	5		0.86	0.86
NYSDEC-1992	2004	SO12	7/7/1992	SMB		12.4	5		0.76	0.76
NYSDEC-1992	2005	SO12	7/7/1992	SMB		12.4	6		0.96	0.96
NYSDEC-1992	1969	SO12	7/6/1992	SMB		12.5	5		0.65	0.65
NYSDEC-1992	1970	SO12	7/6/1992	SMB		12.6	5		0.70	0.70
NYSDEC-1992	1971	SO12	7/6/1992	SMB		12.6	5		0.86	0.86
NYSDEC-1992	2006	SO12	7/7/1992	SMB		13.0	5		0.70	0.70
NYSDEC-1992	2007	SO12	7/7/1992	SMB		13.0	6		0.82	0.82
NYSDEC-1992	1972	SO12	7/6/1992	SMB		13.3	6		1.01	1.01
NYSDEC-1992	1973	SO12	7/6/1992	SMB		13.6	6		0.73	0.73
NYSDEC-1992	1974	SO12	7/6/1992	SMB		13.6	6		0.93	0.93
NYSDEC-1992	1975	SO12	7/6/1992	SMB		13.8	6		0.63	0.63
NYSDEC-1992	1977	SO12	7/6/1992	SMB		13.9	6		1.06	1.06
NYSDEC-1992	1978	SO12	7/6/1992	SMB		14.8	NA		2.88	2.88
NYSDEC-1992	1980	SO12	7/6/1992	SMB		16.3	7		0.66	0.66
NYSDEC-1992	2008	SO12	7/7/1992	SMB		17.2	9		2.10	2.10
NYSDEC-1992	2011	SO12	7/7/1992	SMB		17.9	10		2.62	2.62
NYSDEC-1992	2012	SO12	7/7/1992	WALLEYE		17.1	4		1.13	1.13
NYSDEC-1992	2013	SO12	7/7/1992	WALLEYE		18.1	9		1.50	1.50

Table A-1A. (cont.)

Survey	Sample Number	Survey Station	Date	Species	Duplicates	Length (in)	Age (yrs)	Methyl-mercury (mg/kg-ww)	Total Mercury (mg/kg-ww)	Mercury Concentration Used in Risk Assessment (mg/kg-ww)
NYSDEC-1992	2014	SO12	7/7/1992	WALLEYE		18.8	5		2.11	2.11
NYSDEC-1992	2013	SO12	7/7/1992	WALLEYE		18.1	9		1.50	1.50
NYSDEC-1992	2014	SO12	7/7/1992	WALLEYE		18.8	5		2.11	2.11
NYSDEC-1992	2015	SO12	7/7/1992	WALLEYE		19.5	5		2.29	2.29
NYSDEC-1992	2016	SO12	7/7/1992	WALLEYE		20.0	6		2.42	2.42
NYSDEC-1992	2017	SO12	7/7/1992	WALLEYE		20.7	6		1.15	1.15
NYSDEC-1992	2018	SO12	7/7/1992	WALLEYE		21.3	7		1.19	1.19
NYSDEC-1992	2019	SO12	7/7/1992	WALLEYE		21.7	6		3.39	3.39
NYSDEC-1992	2020	SO12	7/7/1992	WALLEYE		22.5	9		2.69	2.69
NYSDEC-1992	2021	SO12	7/7/1992	WALLEYE		26.2	8		5.07	5.07
NYSDEC-1992	2023	SO12	7/12/1992	WPERCH		9.1	NA		0.19	0.19
NYSDEC-1992	2024	SO12	7/12/1992	WPERCH		7.7	NA		0.70	0.70
O-FACCUM	FB0034	F25	8/5/1992	BLUEGILL		6.3	4	0.22 *J*		0.22 *J*
O-FACCUM	FB0035	F25	8/5/1992	BLUEGILL		6.9	4	0.86 *J*		0.86 *J*
O-FACCUM	FB0036	F27	8/5/1992	BLUEGILL		7.3	4	0.22 *J*		0.22 *J*
O-FACCUM	FB0037	F27	8/5/1992	BLUEGILL		6.7	4	0.15 *J*		0.15 *J*
O-FACCUM	FB0051	F26	8/5/1992	BLUEGILL		6.7	5	0.21 *J*		0.21 *J*
O-FACCUM	FB0055	F25	8/6/1992	BLUEGILL		7.1	5	0.16		0.16
O-FACCUM	FB0056	F25	8/6/1992	BLUEGILL		7.3	5	0.13 *J*		0.13 *J*
O-FACCUM	FB0057	F25	8/6/1992	BLUEGILL		6.9	5	0.20 *J*		0.20 *J*
O-FACCUM	FB0058	F25	8/6/1992	BLUEGILL		5.9	5	0.05	0.06 [1]	0.06
O-FACCUM	FB0059	F25	8/6/1992	BLUEGILL		6.7	5	0.38 *J*		0.38 *J*
O-FACCUM	FB0104	F33	8/12/1992	BLUEGILL		6.0	4	0.05		0.05
O-FACCUM	FB0105	F33	8/12/1992	BLUEGILL		6.8	5	0.28 *J*		0.28 *J*
O-FACCUM	FB0106	F33	8/12/1992	BLUEGILL		6.8	4	0.26 *J*	0.267 [1]	0.27 *J*
O-FACCUM	FB0107	F33	8/12/1992	BLUEGILL		6.7	5	0.21 *J*		0.21 *J*
O-FACCUM	FB0119	F30	8/12/1992	BLUEGILL		7.1	5	0.16	0.17 [1]	0.17
O-FACCUM	FB0120	F30	8/12/1992	BLUEGILL		6.1	4	0.25 *J*		0.25 *J*
O-FACCUM	FB0121	F30	8/12/1992	BLUEGILL		6.8	4	0.47 *J*		0.47 *J*
O-FACCUM	FB0131	F32	8/14/1992	BLUEGILL		5.9	4	0.11		0.11
O-FACCUM	FB0142	F32	8/18/1992	BLUEGILL		7.3	7	0.84 *J*		0.84 *J*
O-FACCUM	FB0143	F32	8/18/1992	BLUEGILL		7.3	7	0.92 *J*		0.92 *J*

Table A-1A. (cont.)

Survey	Sample Number	Survey Station	Date	Species	Duplicates	Length (in)	Age (yrs)	Methyl-mercury (mg/kg-ww)	Total Mercury (mg/kg-ww)	Mercury Concentration Used in Risk Assessment (mg/kg-ww)
O-FACCUM	FB0144	F32	8/18/1992	BLUEGILL		6.4	4	0.14		0.14
O-FACCUM	FB0145	F32	8/18/1992	BLUEGILL		NA	NA	0.34 *J*		0.34 *J*
O-FACCUM	FB0187	F30	9/4/1992	BLUEGILL		NA	NA	0.23		0.23
O-FACCUM	FB0188	F30	9/4/1992	BLUEGILL		6.2	5	0.51 *J*		0.51 *J*
O-FACCUM	FB0189	F30	9/4/1992	BLUEGILL		7.4	5	0.53 *J*		0.53 *J*
O-FACCUM	FB0190	F30	9/4/1992	BLUEGILL		7.2	4	0.42		0.42
O-FACCUM	FB0199	F30	9/8/1992	BLUEGILL		6.9	4	0.32		0.32
O-FACCUM	FB0200	F30	9/8/1992	BLUEGILL		6.6	4	0.28 *J*		0.28 *J*
O-FACCUM	FB0219	F30	9/16/1992	BLUEGILL		7.2	5	0.34		0.34
O-FACCUM	FB0019	F25	8/4/1992	CARP		20.7	7	0.04		0.04
O-FACCUM	FB0062	F27	8/6/1992	CARP		21.7	NA	0.17 *J*	0.182 [1]	0.18 *J*
O-FACCUM	FB0109	F30	8/12/1992	CARP		20.8	8	0.40 *J*		0.40 *J*
O-FACCUM	FB0147	F32	8/18/1992	CARP		20.4	7	0.28		0.28
O-FACCUM	FB0167	F30+	8/22/1992	CARP		21.6	8	0.23 *J*	0.259 [1]	0.26 *J*
O-FACCUM	FB0168	F30+	8/22/1992	CARP		23.2	9	0.48 *J*		0.48 *J*
O-FACCUM	FB0169	F30+	8/22/1992	CARP		23.1	9	0.70 *J*		0.70 *J*
O-FACCUM	FB0170	F30+	8/22/1992	CARP		23.2	8	0.55		0.55
O-FACCUM	FB0171	F30+	8/22/1992	CARP		23.1	9	0.72		0.72
O-FACCUM	FB0172	F30+	8/22/1992	CARP		21.8	8	0.35		0.35
O-FACCUM	FB0173	F30+	8/22/1992	CARP		20.6	7	0.63		0.63
O-FACCUM	FB0174	F30+	8/22/1992	CARP		23.1	9	0.80 *J*		0.80 *J*
O-FACCUM	FB0175	F25	8/23/1992	CARP		22.8	NA	0.52 *J*		0.52 *J*
O-FACCUM	FB0179	F25	9/2/1992	CARP		20.9	NA	0.33		0.33
O-FACCUM	FB0180	F25	9/2/1992	CARP		21.9	9	0.50		0.50
O-FACCUM	FB0196	F25	9/4/1992	CARP		22.5	7	0.29 *J*		0.29 *J*
O-FACCUM	FB0203	F25	9/9/1992	CARP		22.0	8	0.31 *J*		0.31 *J*
O-FACCUM	FB0204	F25	9/11/1992	CARP		19.9	7	0.19 *J*		0.19 *J*
O-FACCUM	FB0217	F25	9/15/1992	CARP		23.2	9	0.09 *J*		0.09 *J*
O-FACCUM	FB0223	F25	9/16/1992	CARP		19.8	7	0.29		0.29
O-FACCUM	FB0278	SOUTHEND	10/6/1992	CATFISH		16.8	11.0		0.89	0.89
O-FACCUM	FB0072	F25	8/7/1992	CATFISH		17.5	10	0.56		0.56
O-FACCUM	FB0101	F28	8/11/1992	CATFISH		17.0	10	0.77 *J*	0.792 [1]	0.79 *J*

Table A-1A. (cont.)

Survey	Sample Number	Survey Station	Date	Species	Duplicates	Length (in)	Age (yrs)	Methyl-mercury (mg/kg-ww)	Total Mercury (mg/kg-ww)	Mercury Concentration Used in Risk Assessment (mg/kg-ww)
O-FACCUM	FB0102	F25	8/12/1992	CATFISH		15.7	10	1.03 *J*		1.03 *J*
O-FACCUM	FB0108	F30	8/12/1992	CATFISH		17.4	12	0.53 *J*		0.53 *J*
O-FACCUM	FB0128	F30	8/12/1992	CATFISH		16.5	10	0.74 *J*		0.74 *J*
O-FACCUM	FB0141	F25	8/17/1992	CATFISH		15.9	8	0.81	0.82 [1]	0.82
O-FACCUM	FB0177	F25	9/2/1992	CATFISH		14.2	7	0.86 *J*		0.86 *J*
O-FACCUM	FB0178	F25	9/2/1992	CATFISH		16.8	NA	0.47 *J*		0.47 *J*
O-FACCUM	FB0201	F25	9/9/1992	CATFISH		16.1	6	0.68 *J*		0.68 *J*
O-FACCUM	FB0202	F25	9/9/1992	CATFISH		15.2	10	0.86		0.86
O-FACCUM	FB0220	F25	9/16/1992	CATFISH		14.6	8	0.63 *J*		0.63 *J*
O-FACCUM	FB0221	F25	9/16/1992	CATFISH		14.6	5	0.75 *J*		0.75 *J*
O-FACCUM	FB0222	F25	9/16/1992	CATFISH		14.6	8	1.05		1.05
O-FACCUM	FB0283	F28	10/7/1992	CATFISH		17.3	NA	0.64 *J*		0.64 *J*
O-FACCUM	FB0284	F28	10/7/1992	CATFISH		16.4	NA	0.78		0.78
O-FACCUM	FB0285	F28	10/7/1992	CATFISH		20.7	8	0.68		0.68
O-FACCUM	FB0291	F28	10/9/1992	CATFISH		15.9	NA	0.92		0.92
O-FACCUM	FB0292	F28	10/9/1992	CATFISH		19.3	12	0.82 *J*		0.82 *J*
O-FACCUM	FB0293	F28	10/9/1992	CATFISH		18.2	11	0.34 *J*	0.354 [1]	0.35 *J*
O-FACCUM	FB0294	F28	10/9/1992	CATFISH		18.1	11	0.66		0.66
O-FACCUM	FB0295	F28	10/9/1992	CATFISH		20.1	11	0.30		0.30
O-FACCUM	FB0017	F25	8/4/1992	SMB		11.5	4	0.46		0.46
O-FACCUM	FB0042	F26	8/5/1992	SMB		11.6	5	0.26 *J*		0.26 *J*
O-FACCUM	FB0040	F26	8/5/1992	SMB		11.7	5	0.70 *J*		0.70 *J*
O-FACCUM	FB0127	F30	8/12/1992	SMB		11.9	4	0.89 *J*		0.89 *J*
O-FACCUM	FB0198	F30	9/8/1992	SMB		11.9	NA	0.91		0.91
O-FACCUM	FB0276	SOUTHEND	10/6/1992	SMB		12.2	5.0		1.40	1.40
O-FACCUM	FB0033	F33	8/4/1992	SMB		12.6	5	0.94 *J*		0.94 *J*
O-FACCUM	FB0028	F33	8/4/1992	SMB		12.8	4	0.56		0.56
O-FACCUM	FB0043	F26	8/5/1992	SMB		12.8	6	0.49		0.49
O-FACCUM	FB0090	F28	8/11/1992	SMB		12.8	NA	0.70		0.70
O-FACCUM	FB0205	F30	9/11/1992	SMB		12.9	5	0.80 *J*		0.80 *J*
O-FACCUM	FB0206	F30	9/11/1992	SMB		13.0	NA	1.72		1.72
O-FACCUM	FB0018	F25	8/4/1992	SMB		13.1	6	0.90 *J*		0.90 *J*

Table A-1A. (cont.)

Survey	Sample Number	Survey Station	Date	Species	Duplicates	Length (in)	Age (yrs)	Methyl-mercury (mg/kg-ww)	Total Mercury (mg/kg-ww)	Mercury Concentration Used in Risk Assessment (mg/kg-ww)
O-FACCUM	FB0081	F30	8/10/1992	SMB		13.1	5	0.68		0.68
O-FACCUM	FB0031	F33	8/4/1992	SMB		13.5	6	0.71	0.72 [1]	0.72
O-FACCUM	FB0130	F30	8/13/1992	SMB		13.6	6	1.18 *J*		1.18 *J*
O-FACCUM	FB0016	F25	8/4/1992	SMB		13.8	6	0.91		0.91
O-FACCUM	FB0029	F33	8/4/1992	SMB		13.8	6	0.88		0.88
O-FACCUM	FB0133	F32	8/14/1992	SMB		13.8	6	0.63 *J*		0.63 *J*
O-FACCUM	FB0134	F32	8/14/1992	SMB		13.8	6	1.06 *J*		1.06 *J*
O-FACCUM	FB0027	F33	8/4/1992	SMB		14.0	7	1.20 *J*		1.20 *J*
O-FACCUM	FB0032	F33	8/4/1992	SMB		14.0	6	0.53		0.53
O-FACCUM	FB0030	F33	8/4/1992	SMB		14.2	7	0.64 *J*		0.64 *J*
O-FACCUM	FB0132	F32	8/14/1992	SMB		14.6	7	0.33		0.33
O-FACCUM	FB0038	F26	8/5/1992	SMB		15.6	9	0.67 *J*		0.67 *J*
O-FACCUM	FB0039	F26	8/5/1992	SMB		15.7	7	1.11	1.150 [1]	1.15
O-FACCUM	FB0044	F26	8/5/1992	SMB		16.1	9	0.89		0.89
O-FACCUM	FB0129	F25	8/13/1992	SMB				0.72 *J*		0.72 *J*
O-FACCUM	FB0277	SOUTHEND	10/6/1992	WALLEYE		17.8	5.0		1.10	1.10
O-FACCUM	FB0088	F28	8/11/1992	WALLEYE		19.8	6	2.26	2.284 [1]	2.28
O-FACCUM	FB0089	F28	8/11/1992	WALLEYE		19.3	5	0.30		0.30
O-FACCUM	FB0161	F25	8/19/1992	WALLEYE		18.8	5	1.90		1.90
O-FACCUM	FB0193	F25	9/4/1992	WALLEYE		19.6	5	3.17 *J*		3.17 *J*
O-FACCUM	FB0194	F25	9/4/1992	WALLEYE		19.4	5	2.49		2.49
O-FACCUM	FB0195	F25	9/4/1992	WALLEYE		18.4	6	1.59	1.6 [1]	1.60
O-FACCUM	FB0208	F25	9/11/1992	WALLEYE		17.4	5	1.13		1.13
O-FACCUM	FB0213	F25	9/14/1992	WALLEYE		20.2	5	1.43 *J*		1.43 *J*
O-FACCUM	FB0214	F25	9/14/1992	WALLEYE		17.3	5	2.12		2.12
O-FACCUM	FB0224	F25	9/16/1992	WALLEYE		18.5	6	1.31		1.31
O-FACCUM	FB0279	F28	10/7/1992	WALLEYE		23.0	8	1.53		1.53
O-FACCUM	FB0280	F28	10/7/1992	WALLEYE		20.1	6	1.96		1.96
O-FACCUM	FB0281	F28	10/7/1992	WALLEYE		21.3	7	2.32 *J*		2.32 *J*
O-FACCUM	FB0282	F28	10/7/1992	WALLEYE		16.4	4	0.33 *J*		0.33 *J*
O-FACCUM	FB0286	F28	10/9/1992	WALLEYE		18.1	5	1.01 *J*		1.01 *J*
O-FACCUM	FB0287	F28	10/9/1992	WALLEYE		22.2	6	2.41 *J*		2.41 *J*

Table A-1A. (cont.)

Survey	Sample Number	Survey Station	Date	Species	Duplicates	Length (in)	Age (yrs)	Methyl-mercury (mg/kg-ww)	Total Mercury (mg/kg-ww)	Mercury Concentration Used in Risk Assessment (mg/kg-ww)
O-FACCUM	FB0288	F28	10/9/1992	WALLEYE		18.7	5	0.69 *J*		0.69 *J*
O-FACCUM	FB0289	F28	10/9/1992	WALLEYE		18.4	5	1.20		1.20
O-FACCUM	FB0290	F28	10/9/1992	WALLEYE		16.7	4	0.58 *J*	0.590 [1]	0.59 *J*
O-FACCUM	FB0296	F25	10/10/1992	WALLEYE		18.6	NA	1.09		1.09
O-FACCUM	FB0275	SOUTHEND	10/6/1992	WPERCH		8.1	4.0		1.20	1.20
O-FACCUM	FB0020	F25	8/4/1992	WPERCH		8.1	3	1.11 *J*		1.11 *J*
O-FACCUM	FB0021	F25	8/4/1992	WPERCH		8.3	4	0.68 *J*		0.68 *J*
O-FACCUM	FB0022	F25	8/4/1992	WPERCH		8.9	4	0.93		0.93
O-FACCUM	FB0023	F25	8/4/1992	WPERCH		8.0	4	0.97 *J*	0.979 [1]	0.98 *J*
O-FACCUM	FB0024	F25	8/4/1992	WPERCH		8.2	5	0.35 *J*		0.35 *J*
O-FACCUM	FB0025	F25	8/4/1992	WPERCH		8.9	5	0.20		0.20
O-FACCUM	FB0026	F25	8/4/1992	WPERCH		8.5	4	1.07 *J*		1.07 *J*
O-FACCUM	FB0047	F26	8/5/1992	WPERCH		9.2	4	1.48		1.48
O-FACCUM	FB0048	F26	8/5/1992	WPERCH		8.9	4	1.23		1.23
O-FACCUM	FB0049	F26	8/5/1992	WPERCH		8.9	5	0.63		0.63
O-FACCUM	FB0079	F30	8/10/1992	WPERCH		8.6	6	1.05 *J*		1.05 *J*
O-FACCUM	FB0085	F28	8/11/1992	WPERCH		7.9	5	0.91 *J*	0.928 [1]	0.93 *J*
O-FACCUM	FB0086	F28	8/11/1992	WPERCH		8.1	6	1.61 *J*		1.61 *J*
O-FACCUM	FB0087	F28	8/11/1992	WPERCH		8.7	NA	1.19 *J*		1.19 *J*
O-FACCUM	FB0110	F30	8/12/1992	WPERCH		8.9	4	1.43 *J*	1.468 [1]	1.47 *J*
O-FACCUM	FB0111	F30	8/12/1992	WPERCH		8.1	6	0.73		0.73
O-FACCUM	FB0112	F30	8/12/1992	WPERCH		9.1	5	1.83		1.83
O-FACCUM	FB0113	F30	8/12/1992	WPERCH		8.3	5	2.04 *J*		2.04 *J*
O-FACCUM	FB0215	F28	9/14/1992	WPERCH		8.3	4	1.58 *J*		1.58 *J*
O-FACCUM	FB0216	F28	9/14/1992	WPERCH		8.2	4	1.62		1.62
ONONMET	2294	SO12	7/5/1994	SMB		12.0	3		0.67	0.67
ONONMET	2315	SO12	7/7/1994	SMB		12.0	NA		0.80	0.80
ONONMET	2324	SO12	7/13/1994	SMB		14.0	6		0.78	0.78
ONONMET	2326	SO12	7/13/1994	SMB		14.0	6		0.99	0.99
ONONMET	2312	SO12	7/7/1994	SMB		11.5	3		0.62	0.62
ONONMET	2313	SO12	7/7/1994	SMB		11.5	3		0.61	0.61
ONONMET	2314	SO12	7/7/1994	SMB		11.6	3		0.62	0.62

Table A-1A. (cont.)

Survey	Sample Number	Survey Station	Date	Species	Duplicates	Length (in)	Age (yrs)	Methyl-mercury (mg/kg-ww)	Total Mercury (mg/kg-ww)	Mercury Concentration Used in Risk Assessment (mg/kg-ww)
ONONMET	2292	SO12	7/5/1994	SMB		11.7	4		0.63	0.63
ONONMET	2293	SO12	7/5/1994	SMB		11.8	4		0.63	0.63
ONONMET	2295	SO12	7/5/1994	SMB		12.1	4		0.65	0.65
ONONMET	2316	SO12	7/7/1994	SMB		12.2	5		0.66	0.66
ONONMET	2322	SO12	7/13/1994	SMB		12.8	8		0.84	0.84
ONONMET	2296	SO12	7/5/1994	SMB		13.1	4		0.77	0.77
ONONMET	2317	SO12	7/7/1994	SMB		13.6	5		0.72	0.72
ONONMET	2323	SO12	7/13/1994	SMB		13.9	5		0.95	0.95
ONONMET	2328	SO12	7/13/1994	SMB		14.1	6		1.00	1.00
ONONMET	2297	SO12	7/5/1994	SMB		14.2	5		0.77	0.77
ONONMET	2329	SO12	7/13/1994	SMB		14.2	5		0.89	0.89
ONONMET	2331	SO12	7/13/1994	SMB		14.2	6		0.87	0.87
ONONMET	2332	SO12	7/13/1994	SMB		14.3	5		0.93	0.93
ONONMET	2318	SO12	7/7/1994	SMB		14.4	5		0.84	0.84
ONONMET	2333	SO12	7/13/1994	SMB		14.4	7		0.82	0.82
ONONMET	2319	SO12	7/7/1994	SMB		14.6	5		0.80	0.80
ONONMET	2335	SO12	7/13/1994	SMB		14.6	6		0.87	0.87
ONONMET	2336	SO12	7/13/1994	SMB		14.7	7		1.01	1.01
ONONMET	2337	SO12	7/13/1994	SMB		14.7	7		1.04	1.04
ONONMET	2339	SO12	7/13/1994	SMB		15.4	7		1.20	1.20
ONONMET	2298	SO12	7/5/1994	SMB		15.9	7		0.93	0.93
ONONMET	2340	SO12	7/13/1994	SMB		16.1	8		1.43	1.43
ONONMET	2321	SO12	7/7/1994	SMB		17.4	8		2.30	2.30
ONONMET	2341	SO12	7/13/1994	SMB		18.6	7		1.10	1.10
ONONMET	2343	SO12	7/13/1994	SMB		19.2	8		1.01	1.01
O-STATE	ST00238	LAKE	7/10/1995	SMB		11.6	4		0.58	0.58
O-STATE	ST00183	LAKE	7/11/1995	SMB		11.8	4		0.99	0.99
O-STATE	ST00230	LAKE	7/10/1995	SMB		11.9	4		0.72	0.72
O-STATE	ST00227	LAKE	7/10/1995	SMB		12.1	4		0.65	0.65
O-STATE	ST00198	LAKE	7/12/1995	SMB		12.3	3		0.83	0.83
O-STATE	ST00180	LAKE	7/11/1995	SMB		12.4	4		0.85	0.85
O-STATE	ST00189	LAKE	7/11/1995	SMB		12.4	5		0.97	0.97

Table A-1A. (cont.)

Survey	Sample Number	Survey Station	Date	Species	Duplicates	Length (in)	Age (yrs)	Methyl-mercury (mg/kg-ww)	Total Mercury (mg/kg-ww)	Mercury Concentration Used in Risk Assessment (mg/kg-ww)
O-STATE	ST00184	LAKE	7/11/1995	SMB		12.6	4		0.85	0.85
O-STATE	ST00200	LAKE	7/12/1995	SMB		12.6	3		1.12	1.12
O-STATE	ST00228	LAKE	7/10/1995	SMB		12.7	4		0.96	0.96
O-STATE	ST00152	LAKE	7/12/1995	SMB		13.3	3		0.84	0.84
O-STATE	ST00176	LAKE	7/11/1995	SMB		13.8	4		0.84	0.84
O-STATE	ST00237	LAKE	7/10/1995	SMB		13.9	6		1.20	1.20
O-STATE	ST00197	LAKE	7/12/1995	SMB		13.9	5		0.99	0.99
O-STATE	ST00185	LAKE	7/11/1995	SMB		14.2	6		0.86	0.86
O-STATE	ST00300	LAKE	7/11/1995	SMB		14.2	3		1.71	1.71
O-STATE	ST00223	LAKE	7/10/1995	SMB		14.9	4		0.83	0.83
O-STATE	ST00186	LAKE	7/11/1995	SMB		15.0	7		1.09	1.09
O-STATE	ST00181	LAKE	7/11/1995	SMB		15.1	6		1.27	1.27
O-STATE	ST00298	LAKE	7/11/1995	SMB		15.4	4		1.06	1.06
O-STATE	ST00187	LAKE	7/11/1995	SMB		15.6	7		1.05	1.05
O-STATE	ST00195	LAKE	7/12/1995	SMB		15.6	7		1.72	1.72
O-STATE	ST00229	LAKE	7/10/1995	SMB		15.7	6		1.24	1.24
O-STATE	ST00226	LAKE	7/10/1995	SMB		15.7	6		1.57	1.57
O-STATE	ST00235	LAKE	7/10/1995	SMB		15.7	6		1.47	1.47
O-STATE	ST00233	LAKE	7/10/1995	SMB		15.8	6		1.23	1.23
O-STATE	ST00296	LAKE	7/11/1995	SMB		15.9	8		1.17	1.17
O-STATE	ST00194	LAKE	7/12/1995	SMB		16.0	6		0.70	0.70
O-STATE	ST00299	LAKE	7/11/1995	SMB		16.0	5		1.25	1.25
O-STATE	ST00190	LAKE	7/11/1995	SMB		16.8	6		1.59	1.59
O-STATE	ST00297	LAKE	7/11/1995	SMB		17.3	9		1.56	1.56
O-STATE	ST00295	LAKE	7/11/1995	SMB		18.0	7		1.95	1.95
O-STATE	ST00224	LAKE	7/10/1995	SMB		19.5	6		1.30	1.30
O-STATE	ST00290	LAKE	7/11/1995	WALLEYE		16.5	4		1.66	1.66
O-STATE	ST00155	LAKE	7/12/1995	WALLEYE		16.6	3		0.78	0.78
O-STATE	ST00249	LAKE	7/11/1995	WALLEYE		17.0	3		1.36	1.36
O-STATE	ST00250	LAKE	7/11/1995	WALLEYE		17.3	3		1.68	1.68
O-STATE	ST00243	LAKE	7/11/1995	WALLEYE		17.3	3		1.15	1.15
O-STATE	ST00222	LAKE	7/10/1995	WALLEYE		17.6	4		1.25	1.25

Table A-1A. (cont.)

Survey	Sample Number	Survey Station	Date	Species	Duplicates	Length (in)	Age (yrs)	Methyl-mercury (mg/kg-ww)	Total Mercury (mg/kg-ww)	Mercury Concentration Used in Risk Assessment (mg/kg-ww)
O-STATE	ST00239	LAKE	7/11/1995	WALLEYE		17.7	4		1.85	1.85
O-STATE	ST00245	LAKE	7/11/1995	WALLEYE		18.1	5		1.65	1.65
O-STATE	ST00244	LAKE	7/11/1995	WALLEYE		18.3	4		1.18	1.18
O-STATE	ST00247	LAKE	7/11/1995	WALLEYE		18.3	5		1.37	1.37
O-STATE	ST00248	LAKE	7/11/1995	WALLEYE		18.5	5		2.11	2.11
O-STATE	ST00241	LAKE	7/11/1995	WALLEYE		18.9	4		1.89	1.89
O-STATE	ST00242	LAKE	7/11/1995	WALLEYE		18.9	4		1.46	1.46
O-STATE	ST00246	LAKE	7/11/1995	WALLEYE		18.9	5		1.98	1.98
O-STATE	ST00289	LAKE	7/11/1995	WALLEYE		19.6	5		3.18	3.18
O-STATE	ST00240	LAKE	7/11/1995	WALLEYE		19.7	5		2.26	2.26
O-STATE	ST00221	LAKE	7/10/1995	WALLEYE		21.7	6		2.18	2.18
O-STATE	ST00291	LAKE	7/11/1995	WALLEYE		22.1	6		3.33	3.33
O-STATE	ST00220	LAKE	7/10/1995	WALLEYE		22.7	7		1.95	1.95
O-STATE	ST00292	LAKE	7/11/1995	WPERCH		6.7	2		0.48	0.48
O-STATE	ST00214	LAKE	7/10/1995	WPERCH		8.0	5		1.07	1.07
O-STATE	ST00215	LAKE	7/10/1995	WPERCH		8.4	4		0.97	0.97
O-STATE	ST00218	LAKE	7/10/1995	WPERCH		8.5	4		0.95	0.95
O-STATE	ST00294	LAKE	7/11/1995	WPERCH		8.7	3		0.81	0.81
O-STATE	ST00202	LAKE	7/10/1995	WPERCH		8.7	4		1.52	1.52
O-STATE	ST00210	LAKE	7/10/1995	WPERCH		8.9	4		0.62	0.62
O-STATE	ST00211	LAKE	7/10/1995	WPERCH		8.9	5		1.37	1.37
O-STATE	ST00293	LAKE	7/11/1995	WPERCH		9.1	3		1.06	1.06
O-STATE	ST00206	LAKE	7/10/1995	WPERCH		9.1	5		0.83	0.83
O-STATE	ST00219	LAKE	7/10/1995	WPERCH		9.1	5		0.67	0.67
O-STATE	ST00201	LAKE	7/10/1995	WPERCH		9.3	7		1.24	1.24
O-STATE	ST00213	LAKE	7/10/1995	WPERCH		9.3	4		1.37	1.37
O-STATE	ST00209	LAKE	7/10/1995	WPERCH		9.4	6		1.35	1.35
O-STATE	ST00205	LAKE	7/10/1995	WPERCH		9.5	5		0.98	0.98
O-STATE	ST00207	LAKE	7/10/1995	WPERCH		9.5	5		1.36	1.36
O-STATE	ST00217	LAKE	7/10/1995	WPERCH		9.5	6		1.63	1.63
O-STATE	ST00204	LAKE	7/10/1995	WPERCH		9.6	4		1.56	1.56
O-STATE	ST00216	LAKE	7/10/1995	WPERCH		9.6	7		1.29	1.29

Table A-1A. (cont.)

Survey	Sample Number	Survey Station	Date	Species	Duplicates	Length (in)	Age (yrs)	Methyl-mercury (mg/kg-ww)	Total Mercury (mg/kg-ww)	Mercury Concentration Used in Risk Assessment (mg/kg-ww)
O-STATE	ST00212	LAKE	7/10/1995	WPERCH		10.6	5		1.23	1.23
ONLK96HG	NYCD326	SO7	7/1/1996	LMB		12.0	3		0.63	0.63
ONLK96HG	NYCD340	SO7	7/2/1996	LMB		12.0	3		0.53	0.53
ONLK96HG	NYCD651	SO7	7/2/1996	LMB		12.0	4		0.57	0.57
ONLK96HG	NYCD338	SO7	7/2/1996	LMB		15.0	6		0.37	0.37
ONLK96HG	NYCD694	SO7	7/2/1996	LMB		15.0	5		0.76	0.76
ONLK96HG	NYCD342	SO7	7/2/1996	LMB		11.6	3		0.51	0.51
ONLK96HG	NYCD394	SO7	7/1/1996	LMB		11.8	3		0.69	0.69
ONLK96HG	NYCD393	SO7	7/1/1996	LMB		11.9	4		0.62	0.62
ONLK96HG	NYCD691	SO7	7/2/1996	LMB		11.9	4		0.68	0.68
ONLK96HG	NYCD953	SO7	7/2/1996	LMB		11.9	3		0.59	0.59
ONLK96HG	NYCD345	SO7	7/2/1996	LMB	D1	12.1	3		0.71	0.71
ONLK96HG	NYCD345	SO7	7/2/1996	LMB	D2	12.1	3		0.70	0.70
ONLK96HG	NYCD345-AVG	SO7	7/2/1996	LMB		12.1	3		0.71	0.71
ONLK96HG	NYCD327	SO7	7/1/1996	LMB		12.2	3		0.73	0.73
ONLK96HG	NYCD391	SO7	7/1/1996	LMB		12.2	4		0.63	0.63
ONLK96HG	NYCD699	SO7	7/2/1996	LMB		12.2	3		0.64	0.64
ONLK96HG	NYCD695	SO7	7/2/1996	LMB		12.3	4		0.56	0.56
ONLK96HG	NYCD348	SO7	7/2/1996	LMB		12.4	4		0.72	0.72
ONLK96HG	NYCD952	SO7	7/2/1996	LMB		12.4	3		0.69	0.69
ONLK96HG	NYCD692	SO7	7/2/1996	LMB		12.5	4		0.71	0.71
ONLK96HG	NYCD693	SO7	7/2/1996	LMB	D1	12.6	4		0.72	0.72
ONLK96HG	NYCD693-AVG	SO7	7/2/1996	LMB	D2	12.6	4		0.71	0.71
ONLK96HG	NYCD693	SO7	7/2/1996	LMB		12.6	4		0.71	0.71
ONLK96HG	NYCD956	SO7	7/2/1996	LMB		12.6	4		0.59	0.59
ONLK96HG	NYCD344	SO7	7/2/1996	LMB		12.8	4		0.62	0.62
ONLK96HG	NYCD350	SO7	7/2/1996	LMB		12.8	4		0.78	0.78
ONLK96HG	NYCD675	SO7	7/2/1996	LMB		12.8	3		0.86	0.86
ONLK96HG	NYCD336	SO7	7/2/1996	LMB		13.1	3		0.68	0.68
ONLK96HG	NYCD333	SO7	7/1/1996	LMB		13.2	3		0.48	0.48
ONLK96HG	NYCD396	SO7	7/1/1996	LMB		13.3	5		1.33	1.33
ONLK96HG	NYCD674	SO7	7/2/1996	LMB		13.5	5		0.31	0.31

Table A-1A. (cont.)

Survey	Sample Number	Survey Station	Date	Species	Duplicates	Length (in)	Age (yrs)	Methyl-mercury (mg/kg-ww)	Total Mercury (mg/kg-ww)	Mercury Concentration Used in Risk Assessment (mg/kg-ww)
ONLK96HG	NYCD951	SO7	7/2/1996	LMB		13.9	6		0.67	0.67
ONLK96HG	NYCD696	SO7	7/2/1996	LMB		14.1	5		0.76	0.76
ONLK96HG	NYCD698	SO7	7/2/1996	LMB		14.1	4		0.62	0.62
ONLK96HG	NYCD349	SO7	7/2/1996	LMB		14.4	6		0.80	0.80
ONLK96HG	NYCD392	SO7	7/1/1996	LMB		14.6	9		1.18	1.18
ONLK96HG	NYCD334	SO7	7/2/1996	LMB		14.7	5		0.85	0.85
ONLK96HG	NYCD960	SO7	7/2/1996	LMB		14.7	3		0.64	0.64
ONLK96HG	NYCD335	SO7	7/2/1996	LMB		15.5	7		0.83	0.83
ONLK96HG	NYCD337	SO7	7/2/1996	LMB		15.5	6		0.85	0.85
ONLK96HG	NYCD670	SO7	7/1/1996	SMB		12.0	2		0.75	0.75
ONLK96HG	NYCD360	SO7	6/27/1996	SMB		13.0	3		0.80	0.80
ONLK96HG	NYCD357	SO7	6/27/1996	SMB		14.0	4		1.15	1.15
ONLK96HG	NYCD370	SO7	7/2/1996	SMB		16.0	6		1.09	1.09
ONLK96HG	NYCD908	SO7	7/8/1996	SMB		17.0	8		1.73	1.73
ONLK96HG	NYCD671	SO7	7/1/1996	SMB		11.7	2		0.94	0.94
ONLK96HG	NYCD380	SO7	7/2/1996	SMB		11.8	3		0.89	0.89
ONLK96HG	NYCD352	SO7	6/27/1996	SMB	D1	12.1	4		0.74	0.74
ONLK96HG	NYCD352	SO7	6/27/1996	SMB	D2	12.1	4		0.74	0.74
ONLK96HG	NYCD352-AVG	SO7	6/27/1996	SMB		12.1	4		0.74	0.74
ONLK96HG	NYCD668	SO7	7/1/1996	SMB		12.1	2		0.58	0.58
ONLK96HG	NYCD378	SO7	7/2/1996	SMB		12.5	3		0.88	0.88
ONLK96HG	NYCD361	SO7	6/27/1996	SMB		13.2	4		0.71	0.71
ONLK96HG	NYCD373	SO7	7/2/1996	SMB		13.2	3		1.00	1.00
ONLK96HG	NYCD377	SO7	7/2/1996	SMB		13.3	3		0.87	0.87
ONLK96HG	NYCD359	SO7	6/27/1996	SMB		13.4	4		0.95	0.95
ONLK96HG	NYCD374	SO7	7/2/1996	SMB		13.4	4		1.01	1.01
ONLK96HG	NYCD354	SO7	6/27/1996	SMB		13.8	4		0.88	0.88
ONLK96HG	NYCD379	SO7	7/2/1996	SMB		13.8	5		1.00	1.00
ONLK96HG	NYCD669	SO7	7/1/1996	SMB		13.8	3		1.24	1.24
ONLK96HG	NYCD363	SO7	6/27/1996	SMB		13.9	3		0.86	0.86
ONLK96HG	NYCD375	SO7	7/2/1996	SMB		13.9	4		1.16	1.16
ONLK96HG	NYCD381	SO7	7/2/1996	SMB		13.9	3		0.67	0.67

Table A-1A. (cont.)

Survey	Sample Number	Survey Station	Date	Species	Duplicates	Length (in)	Age (yrs)	Methyl-mercury (mg/kg-ww)	Total Mercury (mg/kg-ww)	Mercury Concentration Used in Risk Assessment (mg/kg-ww)
ONLK96HG	NYCD364	SO7	6/27/1996	SMB		14.2	4		1.10	1.10
ONLK96HG	NYCD382	SO7	7/2/1996	SMB	D1	14.2	3		0.69	0.69
ONLK96HG	NYCD382	SO7	7/2/1996	SMB	D2	14.2	3		0.69	0.69
ONLK96HG	NYCD382-AVG	SO7	7/2/1996	SMB		14.2	3		0.69	0.69
ONLK96HG	NYCD385	SO7	7/2/1996	SMB		14.2	3		0.75	0.75
ONLK96HG	NYCD910	SO7	7/8/1996	SMB		14.3	4		0.88	0.88
ONLK96HG	NYCD911	SO7	7/8/1996	SMB		14.4	4		1.14	1.14
ONLK96HG	NYCD369	SO7	7/2/1996	SMB		14.5	4		0.90	0.90
ONLK96HG	NYCD356	SO7	6/27/1996	SMB		14.6	4		0.72	0.72
ONLK96HG	NYCD372	SO7	7/2/1996	SMB		14.7	4		1.34	1.34
ONLK96HG	NYCD371	SO7	7/2/1996	SMB		15.2	6		1.31	1.31
ONLK96HG	NYCD358	SO7	6/27/1996	SMB		15.3	5		1.07	1.07
ONLK96HG	NYCD904	SO7	7/8/1996	SMB		15.3	5		0.95	0.95
ONLK96HG	NYCD907	SO7	7/8/1996	SMB		15.3	4		1.04	1.04
ONLK96HG	NYCD362	SO7	6/27/1996	SMB		15.5	4		1.19	1.19
ONLK96HG	NYCD366	SO7	7/2/1996	SMB		15.5	5		1.12	1.12
ONLK96HG	NYCD667	SO7	7/1/1996	SMB		15.5	5		1.28	1.28
ONLK96HG	NYCD906	SO7	7/8/1996	SMB		15.6	5		1.35	1.35
ONLK96HG	NYCD909	SO7	7/8/1996	SMB		16.3	8		0.85	0.85
ONLK96HG	NYCD353	SO7	6/27/1996	SMB		16.4	6		1.07	1.07
ONLK96HG	NYCD905	SO7	7/8/1996	SMB		16.4	7		0.81	0.81
ONLK96HG	NYCD351	SO7	6/27/1996	SMB		16.5	7		1.30	1.30
ONLK96HG	NYCD365	SO7	7/2/1996	SMB		16.6	6		1.17	1.17
ONLK96HG	NYCD368	SO7	7/2/1996	SMB		16.7	6		1.32	1.32
ONLK96HG	NYCD903	SO7	7/8/1996	SMB		17.2	7		1.26	1.26
ONLK96HG	NYCD902	SO7	7/8/1996	SMB		17.3	6		1.40	1.40
ONLK96HG	NYCD355	SO7	6/27/1996	SMB		17.6	7		1.65	1.65
ONLK96HG	NYCD367	SO7	7/2/1996	SMB	D1	17.8	8		1.23	1.23
ONLK96HG	NYCD367	SO7	7/2/1996	SMB	D2	17.8	8		1.06	1.06
ONLK96HG	NYCD367-AVG	SO7	7/2/1996	SMB		17.8	8		1.15	1.15
ONOHG97	7T4564	SO7	6/30/1997	LMB		11.6	5		0.83	0.83
ONOHG97	7T4574	SO7	6/30/1997	LMB		11.7	4		0.85	0.85

Table A-1A. (cont.)

Survey	Sample Number	Survey Station	Date	Species	Duplicates	Length (in)	Age (yrs)	Methyl-mercury (mg/kg-ww)	Total Mercury (mg/kg-ww)	Mercury Concentration Used in Risk Assessment (mg/kg-ww)
ONOHG97	7T4571	SO7	6/30/1997	LMB		11.9	5		0.70	0.70
ONOHG97	7T4565	SO7	6/30/1997	LMB		12.0	5		0.82	0.82
ONOHG97	7T4573	SO7	6/30/1997	LMB		12.0	6		1.01	1.01
ONOHG97	7T4563	SO7	6/30/1997	LMB		12.5	6		0.78	0.78
ONOHG97	7T4572	SO7	6/30/1997	LMB		12.8	8		0.83	0.83
ONOHG97	7T4558	SO7	6/30/1997	LMB		13.3	8		0.45	0.45
ONOHG97	7T4562	SO7	6/30/1997	LMB		13.9	7		0.90	0.90
ONOHG97	7T4559	SO7	6/30/1997	LMB		14.6	10		1.01	1.01
ONOHG97	7T4575	SO7	6/30/1997	LMB		15.3	12		1.21	1.21
ONOHG97	7T4560	SO7	6/30/1997	LMB		15.5	9		1.01	1.01
ONOHG97	7T4566	SO7	6/30/1997	LMB		15.7	9		0.92	0.92
ONOHG97	7T4556	SO7	6/30/1997	LMB		17.1	NA		1.27	1.27
ONOHG97	7T4557	SO7	6/30/1997	LMB		18.1	NA		1.48	1.48
ONOHG97	7T4561	SO7	6/30/1997	LMB		18.3	12		1.39	1.39
ONOHG97	7T4681	SO7	6/30/1997	SMB		11.5	3		0.89	0.89
ONOHG97	7T2890	SO7	7/1/1997	SMB		11.7	3		0.92	0.92
ONOHG97	7T4679	SO7	6/30/1997	SMB		11.7	3		1.00	1.00
ONOHG97	7T4137	SO7	7/1/1997	SMB		11.8	5		0.87	0.87
ONOHG97	7T4273	SO7	7/1/1997	SMB		12.0	4		0.84	0.84
ONOHG97	7T2889	SO7	7/1/1997	SMB		12.2	3		0.83	0.83
ONOHG97	7T4142	SO7	7/3/1997	SMB		12.2	4		1.21	1.21
ONOHG97	7T4678	SO7	6/30/1997	SMB		12.6	3		1.09	1.09
ONOHG97	7T2888	SO7	7/1/1997	SMB		12.7	4		0.96	0.96
ONOHG97	7T4680	SO7	6/30/1997	SMB		12.8	4		1.26	1.26
ONOHG97	7T4689	SO7	6/30/1997	SMB		12.9	3		1.01	1.01
ONOHG97	7T4691	SO7	6/30/1997	SMB		12.9	3		0.98	0.98
ONOHG97	7T4144	SO7	7/3/1997	SMB		13.0	9		1.34	1.34
ONOHG97	7T4271	SO7	7/1/1997	SMB		13.0	4		1.08	1.08
ONOHG97	7T4270	SO7	7/1/1997	SMB		13.2	4		1.01	1.01
ONOHG97	7T2892	SO7	7/1/1997	SMB		13.3	4		0.91	0.91
ONOHG97	7T4145	SO7	7/3/1997	SMB		13.4	8		1.01	1.01
ONOHG97	7T4268	SO7	7/1/1997	SMB		13.6	4		1.13	1.13

Table A-1A. (cont.)

Survey	Sample Number	Survey Station	Date	Species	Duplicates	Length (in)	Age (yrs)	Methyl-mercury (mg/kg-ww)	Total Mercury (mg/kg-ww)	Mercury Concentration Used in Risk Assessment (mg/kg-ww)
ONOHG97	7T4275	SO7	7/1/1997	SMB		13.6	5		0.85	0.85
ONOHG97	7T4693	SO7	6/30/1997	SMB		13.7	4		1.39	1.39
ONOHG97	7T2893	SO7	7/1/1997	SMB	D1	13.8	5		1.07	1.07
ONOHG97	7T2893	SO7	7/1/1997	SMB	D2	13.8	5		0.96	0.96
ONOHG97	7T2893-AVG	SO7	7/1/1997	SMB		13.8	5		1.02	1.02
ONOHG97	7T2897	SO7	7/1/1997	SMB		13.8	4		0.82	0.82
ONOHG97	7T4682	SO7	6/30/1997	SMB		13.8	4		1.12	1.12
ONOHG97	7T4272	SO7	7/1/1997	SMB		13.9	5		1.36	1.36
ONOHG97	7T4690	SO7	6/30/1997	SMB		13.9	4		1.00	1.00
ONOHG97	7T4683	SO7	6/30/1997	SMB		14.0	4		1.15	1.15
ONOHG97	7T4146	SO7	7/3/1997	SMB		14.1	8		1.22	1.22
ONOHG97	7T4685	SO7	6/30/1997	SMB		14.3	5		1.14	1.14
ONOHG97	7T4677	SO7	6/30/1997	SMB		14.5	5		1.40	1.40
ONOHG97	7T4688	SO7	6/30/1997	SMB		14.6	4		0.97	0.97
ONOHG97	7T4139	SO7	7/1/1997	SMB	D1	14.8	8		1.08	1.08
ONOHG97	7T4139	SO7	7/1/1997	SMB	D2	14.8	8		1.30	1.30
ONOHG97	7T4139-AVG	SO7	7/1/1997	SMB		14.8	8		1.19	1.19
ONOHG97	7T4266	SO7	7/1/1997	SMB		15.3	4		1.27	1.27
ONOHG97	7T4684	SO7	6/30/1997	SMB		15.4	5		1.19	1.19
ONOHG97	7T4140	SO7	7/1/1997	SMB		15.5	10		1.47	1.47
ONOHG97	7T4141	SO7	7/1/1997	SMB		15.5	7		1.52	1.52
ONOHG97	7T4136	SO7	7/1/1997	SMB		15.6	9		1.22	1.22
ONOHG97	7T4692	SO7	6/30/1997	SMB	D1	15.7	5		1.02	1.02
ONOHG97	7T4692	SO7	6/30/1997	SMB	D2	15.7	5		1.09	1.09
ONOHG97	7T4692-AVG	SO7	6/30/1997	SMB		15.7	5		1.06	1.06
ONOHG97	7T4138	SO7	7/1/1997	SMB		15.9	7		1.34	1.34
ONOHG97	7T2896	SO7	7/1/1997	SMB		16.0	6		1.09	1.09
ONOHG97	7T2891	SO7	7/1/1997	SMB		16.9	6		1.33	1.33
ONOHG97	7T2894	SO7	7/1/1997	SMB		17.4	8		1.80	1.80
ONOHG97	7T2895	SO7	7/1/1997	SMB		17.4	7		1.62	1.62
ONOHG97	7T4676	SO7	6/30/1997	SMB		17.6	8		1.42	1.42
ONOHG97	7T4652	SO7	6/30/1997	WPERCH		10.0	5		1.20	1.20

Table A-1A. (cont.)

Survey	Sample Number	Survey Station	Date	Species	Duplicates	Length (in)	Age (yrs)	Methyl-mercury (mg/kg-ww)	Total Mercury (mg/kg-ww)	Mercury Concentration Used in Risk Assessment (mg/kg-ww)
ONOHG97	7T4655	SO7	6/30/1997	WPERCH		10.0	5		1.63	1.63
ONOHG97	7T4698	SO7	6/30/1997	WPERCH		10.3	7		1.36	1.36
ONOHG97	7T4654	SO7	6/30/1997	WPERCH		10.4	6		1.35	1.35
ONOHG97	7T4651	SO7	6/30/1997	WPERCH		10.5	7		1.27	1.27
ONOHG97	7T4653	SO7	6/30/1997	WPERCH		10.5	6		1.34	1.34
ONOHG97	7T4700	SO7	6/30/1997	WPERCH		10.5	6		1.38	1.38
ONOHG97	7T4695	SO7	6/30/1997	WPERCH		10.9	6		1.87	1.87
ONOHG97	7T4697	SO7	6/30/1997	WPERCH		11.1	7		1.51	1.51
ONOHG97	7T4699	SO7	6/30/1997	WPERCH		11.6	8		1.61	1.61
ONOHG97	7T4696	SO7	6/30/1997	WPERCH		11.9	8		2.02	2.02
ONOHG97	7T4694	SO7	6/30/1997	WPERCH		12.1	8		1.64	1.64
ONON98HG	774638	SO7	7/28/1998	CATFISH		14.8	NA		0.36	0.36
ONON98HG	774640	SO7	7/28/1998	CATFISH		14.8	NA		0.61	0.61
ONON98HG	774639	SO7	7/28/1998	CATFISH		17.6	NA		0.34	0.34
ONON98HG	774637	SO7	7/28/1998	CATFISH		17.8	NA		0.79	0.79
ONON98HG	774636	SO7	7/28/1998	CATFISH		18.2	NA		0.72	0.72
ONON98HG	130846	SO7	6/18/1998	LMB		13.0	6		0.90	0.90
ONON98HG	130859	SO7	6/18/1998	LMB		13.0	7		0.84	0.84
ONON98HG	130557	SO7	6/22/1998	LMB		15.0	8		1.21	1.21
ONON98HG	130866	SO7	6/18/1998	LMB		11.6	5		0.62	0.62
ONON98HG	130860	SO7	6/18/1998	LMB		11.7	5		0.70	0.70
ONON98HG	130556	SO7	6/22/1998	LMB		12.1	7		1.15	1.15
ONON98HG	130797	SO7	6/17/1998	LMB		12.2	5		0.94	0.94
ONON98HG	130842	SO7	6/18/1998	LMB		12.2	5		0.82	0.82
ONON98HG	130864	SO7	6/18/1998	LMB		12.4	5		0.72	0.72
ONON98HG	130816	SO7	6/17/1998	LMB		12.5	4		0.91	0.91
ONON98HG	130805	SO7	6/17/1998	LMB		12.6	4		0.69	0.69
ONON98HG	130559	SO7	6/22/1998	LMB		13.1	7		0.82	0.82
ONON98HG	130844	SO7	6/18/1998	LMB		13.1	5		0.87	0.87
ONON98HG	130800	SO7	6/17/1998	LMB		13.3	6		1.15	1.15
ONON98HG	130862	SO7	6/18/1998	LMB		13.3	6		0.93	0.93
ONON98HG	130812	SO7	6/17/1998	LMB		13.5	6		0.89	0.89

Table A-1A. (cont.)

Survey	Sample Number	Survey Station	Date	Species	Duplicates	Length (in)	Age (yrs)	Methyl-mercury (mg/kg-ww)	Total Mercury (mg/kg-ww)	Mercury Concentration Used in Risk Assessment (mg/kg-ww)
ONON98HG	130814	SO7	6/17/1998	LMB		13.5	4		0.95	0.95
ONON98HG	130840	SO7	6/18/1998	LMB		13.5	6		0.71	0.71
ONON98HG	130841	SO7	6/18/1998	LMB		13.6	6		0.95	0.95
ONON98HG	130843	SO7	6/18/1998	LMB		13.6	7		1.18	1.18
ONON98HG	130802	SO7	6/17/1998	LMB		13.7	5		1.02	1.02
ONON98HG	130873	SO7	6/18/1998	LMB		13.7	5		0.73	0.73
ONON98HG	130845	SO7	6/18/1998	LMB		13.8	5		0.95	0.95
ONON98HG	130558	SO7	6/22/1998	LMB		13.9	7		0.89	0.89
ONON98HG	130850	SO7	6/18/1998	LMB		13.9	5		1.08	1.08
ONON98HG	130849	SO7	6/18/1998	LMB		14.1	6		0.88	0.88
ONON98HG	130855	SO7	6/18/1998	LMB		14.1	7		1.14	1.14
ONON98HG	130861	SO7	6/18/1998	LMB		14.1	7		1.35	1.35
ONON98HG	130798	SO7	6/17/1998	LMB		14.2	5		0.88	0.88
ONON98HG	130810	SO7	6/17/1998	LMB		14.2	5		0.88	0.88
ONON98HG	130848	SO7	6/18/1998	LMB		14.2	6		1.36	1.36
ONON98HG	130801	SO7	6/17/1998	LMB		14.5	6		1.12	1.12
ONON98HG	130811	SO7	6/17/1998	LMB		14.5	4		1.24	1.24
ONON98HG	130839	SO7	6/18/1998	LMB		14.5	7		0.91	0.91
ONON98HG	130806	SO7	6/17/1998	LMB		14.8	4		1.21	1.21
ONON98HG	130804	SO7	6/17/1998	LMB		14.9	5		1.14	1.14
ONON98HG	130807	SO7	6/17/1998	LMB		14.9	5		1.12	1.12
ONON98HG	130803	SO7	6/17/1998	LMB		15.6	6		0.86	0.86
ONON98HG	130808	SO7	6/17/1998	LMB		15.6	5		1.04	1.04
ONON98HG	130554	SO7	6/22/1998	LMB		15.7	9		1.15	1.15
ONON98HG	130555	SO7	6/22/1998	LMB		16.1	10		1.06	1.06
ONON98HG	130799	SO7	6/17/1998	LMB		16.1	8		1.05	1.05
ONON98HG	774635	SO7	7/28/1998	LMB		16.4	8		1.24	1.24
ONON98HG	130809	SO7	6/17/1998	LMB		16.9	6		1.20	1.20
ONON98HG	130567	SO7	6/22/1998	NPIKE		35.5	7		1.27	1.27
ONON98HG	130868	SO7	6/18/1998	SMB		12.0	4		0.87	0.87
ONON98HG	130883	SO7	6/18/1998	SMB		13.0	5		0.95	0.95
ONON98HG	130564	SO7	6/22/1998	SMB		14.0	7		1.18	1.18

Table A-1A. (cont.)

Survey	Sample Number	Survey Station	Date	Species	Duplicates	Length (in)	Age (yrs)	Methyl-mercury (mg/kg-ww)	Total Mercury (mg/kg-ww)	Mercury Concentration Used in Risk Assessment (mg/kg-ww)
ONON98HG	130828	SO7	6/17/1998	SMB		11.6	4		0.59	0.59
ONON98HG	130870	SO7	6/18/1998	SMB		11.7	4		0.76	0.76
ONON98HG	130875	SO7	6/18/1998	SMB		11.7	5		0.68	0.68
ONON98HG	130887	SO7	6/18/1998	SMB		11.9	NA		0.65	0.65
ONON98HG	130877	SO7	6/18/1998	SMB		12.2	4		0.82	0.82
ONON98HG	130878	SO7	6/18/1998	SMB		12.6	5		0.95	0.95
ONON98HG	130822	SO7	6/17/1998	SMB		12.9	5		0.92	0.92
ONON98HG	130826	SO7	6/17/1998	SMB		12.9	4		0.77	0.77
ONON98HG	130852	SO7	6/18/1998	SMB		13.3	4		0.91	0.91
ONON98HG	130563	SO7	6/22/1998	SMB		13.4	7		1.43	1.43
ONON98HG	130565	SO7	6/22/1998	SMB		13.6	6		0.93	0.93
ONON98HG	130824	SO7	6/17/1998	SMB		13.6	5		1.00	1.00
ONON98HG	130876	SO7	6/18/1998	SMB		13.7	6		0.90	0.90
ONON98HG	130825	SO7	6/17/1998	SMB		13.8	6		0.95	0.95
ONON98HG	130817	SO7	6/17/1998	SMB		14.1	5		1.35	1.35
ONON98HG	130851	SO7	6/18/1998	SMB		14.1	6		0.81	0.81
ONON98HG	130856	SO7	6/18/1998	SMB		14.1	6		0.69	0.69
ONON98HG	130854	SO7	6/18/1998	SMB		14.2	6		0.98	0.98
ONON98HG	130872	SO7	6/18/1998	SMB		14.2	5		0.86	0.86
ONON98HG	130823	SO7	6/17/1998	SMB		14.4	7		1.43	1.43
ONON98HG	130566	SO7	6/22/1998	SMB		14.6	7		1.31	1.31
ONON98HG	130871	SO7	6/18/1998	SMB		14.6	5		1.02	1.02
ONON98HG	130874	SO7	6/18/1998	SMB		14.7	4		0.49	0.49
ONON98HG	130562	SO7	6/22/1998	SMB		15.1	7		1.06	1.06
ONON98HG	130821	SO7	6/17/1998	SMB		15.1	5		1.15	1.15
ONON98HG	130820	SO7	6/17/1998	SMB		15.2	6		1.12	1.12
ONON98HG	130881	SO7	6/18/1998	SMB		15.2	5		0.81	0.81
ONON98HG	130560	SO7	6/22/1998	SMB		15.4	8		1.26	1.26
ONON98HG	130853	SO7	6/18/1998	SMB		15.5	5		1.13	1.13
ONON98HG	130882	SO7	6/18/1998	SMB		15.5	4		0.53	0.53
ONON98HG	130857	SO7	6/18/1998	SMB		15.7	6		1.46	1.46
ONON98HG	130819	SO7	6/17/1998	SMB		15.9	7		1.26	1.26

Table A-1A. (cont.)

Survey	Sample Number	Survey Station	Date	Species	Duplicates	Length (in)	Age (yrs)	Methyl-mercury (mg/kg-ww)	Total Mercury (mg/kg-ww)	Mercury Concentration Used in Risk Assessment (mg/kg-ww)
ONON98HG	130561	SO7	6/22/1998	SMB		16.1	8		1.26	1.26
ONON98HG	130818	SO7	6/17/1998	SMB		16.6	7		0.92	0.92
ONON98HG	130880	SO7	6/18/1998	SMB		17.3	6		1.58	1.58
ONON98HG	130889	SO7	6/18/1998	WALLEYE		16.8	NA		1.02	1.02
ONON98HG	130553	SO7	6/22/1998	WALLEYE		18.8	5		1.54	1.54
ONON98HG	130795	SO7	6/17/1998	WALLEYE		22.9	8		2.50	2.50
ONON98HG	130796	SO7	6/17/1998	WALLEYE		23.3	5		2.16	2.16
ONON98HG	130794	SO7	6/17/1998	WALLEYE		23.7	8		2.37	2.37
ONON98HG	130836	SO7	6/17/1998	WPERCH		6.3	2		0.77	0.77
ONON98HG	130551	SO7	6/18/1998	WPERCH		6.4	NA		0.76	0.76
ONON98HG	130900	SO7	6/18/1998	WPERCH		6.4	NA		0.66	0.66
ONON98HG	130833	SO7	6/17/1998	WPERCH		6.5	3		0.67	0.67
ONON98HG	130895	SO7	6/18/1998	WPERCH		6.5	NA		0.77	0.77
ONON98HG	130837	SO7	6/17/1998	WPERCH		6.6	2		0.65	0.65
ONON98HG	130898	SO7	6/18/1998	WPERCH		6.6	NA		0.68	0.68
ONON98HG	130834	SO7	6/17/1998	WPERCH		6.7	3		0.90	0.90
ONON98HG	130835	SO7	6/17/1998	WPERCH		6.7	2		0.67	0.67
ONON98HG	130838	SO7	6/17/1998	WPERCH		6.7	2		0.69	0.69
ONON98HG	130897	SO7	6/18/1998	WPERCH		6.7	NA		0.68	0.68
ONON98HG	130899	SO7	6/18/1998	WPERCH		6.7	NA		0.82	0.82
ONON98HG	130552	SO7	6/18/1998	WPERCH		6.8	NA		0.17	0.17
ONON98HG	130896	SO7	6/18/1998	WPERCH		6.9	NA		0.73	0.73
ONON98HG	130894	SO7	6/18/1998	WPERCH		7.0	NA		0.78	0.78
ONON98HG	130890	SO7	6/18/1998	WPERCH		7.2	NA		0.16	0.16
ONON98HG	130892	SO7	6/18/1998	WPERCH		7.2	NA		0.30	0.30
ONON98HG	130893	SO7	6/18/1998	WPERCH		7.2	NA		0.25	0.25
ONON98HG	130891	SO7	6/18/1998	WPERCH		8.7	NA		0.67	0.67
ONON99HG	138741	SO7	7/7/1999	CARP		18.0	NA		0.36	0.36
ONON99HG	138743	SO7	7/7/1999	CARP		23.2	NA		1.14	1.14
ONON99HG	138742	SO7	7/7/1999	CARP		24.8	NA		0.54	0.54
ONON99HG	138709	SO7	6/24/1999	CARP		26.3	NA		0.74	0.74
ONON99HG	138744	SO7	7/7/1999	CARP		26.4	NA		0.36	0.36

Table A-1A. (cont.)

Survey	Sample Number	Survey Station	Date	Species	Duplicates	Length (in)	Age (yrs)	Methyl-mercury (mg/kg-ww)	Total Mercury (mg/kg-ww)	Mercury Concentration Used in Risk Assessment (mg/kg-ww)
ONON99HG	138773	SO7	7/16/1999	CATFISH		17.6	NA		0.44	0.44
ONON99HG	138708	SO7	6/24/1999	CATFISH		18.1	NA		1.02	1.02
ONON99HG	138745	SO7	7/7/1999	CATFISH		18.3	NA		1.31	1.31
ONON99HG	138784	SO7	7/16/1999	CATFISH		18.9	NA		0.49	0.49
ONON99HG	138783	SO7	7/16/1999	CATFISH		21.5	NA		0.37	0.37
ONON99HG	138739	SO7	6/30/1999	LMB		13.0	4		1.18	1.18
ONON99HG	138751	SO7	7/7/1999	LMB		14.0	4		1.67	1.67
ONON99HG	138760	SO7	7/7/1999	LMB		14.0	5		1.41	1.41
ONON99HG	138728	SO7	6/30/1999	LMB		16.0	6		1.20	1.20
ONON99HG	138752	SO7	7/7/1999	LMB		12.4	4		1.38	1.38
ONON99HG	138753	SO7	7/7/1999	LMB		12.5	4		1.65	1.65
ONON99HG	138738	SO7	6/30/1999	LMB		12.6	4		1.24	1.24
ONON99HG	138759	SO7	7/7/1999	LMB		12.7	4		1.47	1.47
ONON99HG	138607	SO7	6/24/1999	LMB		13.1	5		1.01	1.01
ONON99HG	138613	SO7	6/24/1999	LMB		13.2	4		1.40	1.40
ONON99HG	138757	SO7	7/7/1999	LMB		13.3	4		1.55	1.55
ONON99HG	138605	SO7	6/24/1999	LMB		13.5	4		1.27	1.27
ONON99HG	138762	SO7	7/7/1999	LMB		13.6	6		1.35	1.35
ONON99HG	138612	SO7	6/24/1999	LMB		13.7	4		1.04	1.04
ONON99HG	138786	SO7	7/14/1999	LMB		13.8	6		0.60	0.60
ONON99HG	138731	SO7	6/30/1999	LMB		14.2	4		1.29	1.29
ONON99HG	138737	SO7	6/30/1999	LMB		14.2	4		1.55	1.55
ONON99HG	138610	SO7	6/24/1999	LMB		14.3	6		1.23	1.23
ONON99HG	138736	SO7	6/30/1999	LMB		14.4	5		1.36	1.36
ONON99HG	138758	SO7	7/7/1999	LMB		14.4	4		1.71	1.71
ONON99HG	138733	SO7	6/30/1999	LMB		14.6	5		1.49	1.49
ONON99HG	138730	SO7	6/30/1999	LMB		14.7	5		1.56	1.56
ONON99HG	138734	SO7	6/30/1999	LMB		14.9	5		1.30	1.30
ONON99HG	138603	SO7	6/24/1999	LMB		15.1	8		1.31	1.31
ONON99HG	138735	SO7	6/30/1999	LMB		15.2	6		1.40	1.40
ONON99HG	138729	SO7	6/30/1999	LMB		15.4	6		1.25	1.25
ONON99HG	138611	SO7	6/24/1999	LMB		15.6	6		1.62	1.62

Table A-1A. (cont.)

Survey	Sample Number	Survey Station	Date	Species	Duplicates	Length (in)	Age (yrs)	Methyl-mercury (mg/kg-ww)	Total Mercury (mg/kg-ww)	Mercury Concentration Used in Risk Assessment (mg/kg-ww)
ONON99HG	138609	SO7	6/24/1999	LMB		15.9	5		1.22	1.22
ONON99HG	138755	SO7	7/7/1999	LMB		15.9	6		1.96	1.96
ONON99HG	138608	SO7	6/24/1999	LMB		16.3	7		1.35	1.35
ONON99HG	138602	SO7	6/24/1999	LMB		16.6	8		1.52	1.52
ONON99HG	138785	SO7	7/14/1999	LMB		16.6	7		1.70	1.70
ONON99HG	138604	SO7	6/24/1999	LMB		17.3	7		1.47	1.47
ONON99HG	138727	SO7	6/30/1999	LMB		17.3	7		2.02	2.02
ONON99HG	138726	SO7	6/30/1999	LMB		17.8	7		1.66	1.66
ONON99HG	138606	SO7	6/24/1999	LMB		18.3	9		1.58	1.58
ONON99HG	138601	SO7	6/24/1999	LMB		18.5	8		1.53	1.53
ONON99HG	138621	SO7	6/24/1999	SMB		15.0	5		1.51	1.51
ONON99HG	138713	SO7	6/30/1999	SMB		16.0	10		2.38	2.38
ONON99HG	138706	SO7	6/24/1999	SMB		11.5	4		0.93	0.93
ONON99HG	138772	SO7	7/7/1999	SMB		11.7	3		1.04	1.04
ONON99HG	138723	SO7	6/30/1999	SMB		11.8	4		1.03	1.03
ONON99HG	138770	SO7	7/7/1999	SMB		12.3	4		1.16	1.16
ONON99HG	138704	SO7	6/24/1999	SMB		12.5	4		1.01	1.01
ONON99HG	138725	SO7	6/30/1999	SMB		12.7	5		1.01	1.01
ONON99HG	138702	SO7	6/24/1999	SMB		12.8	4		1.07	1.07
ONON99HG	138778	SO7	7/14/1999	SMB		13.1	4		1.32	1.32
ONON99HG	138622	SO7	6/24/1999	SMB		13.2	4		1.38	1.38
ONON99HG	138624	SO7	6/24/1999	SMB		13.4	4		1.03	1.03
ONON99HG	138779	SO7	7/14/1999	SMB		13.9	5		1.47	1.47
ONON99HG	138777	SO7	7/14/1999	SMB		14.1	4		1.21	1.21
ONON99HG	138701	SO7	6/24/1999	SMB		14.2	5		1.43	1.43
ONON99HG	138774	SO7	7/14/1999	SMB		14.3	4		1.61	1.61
ONON99HG	138769	SO7	7/7/1999	SMB		14.5	6		1.40	1.40
ONON99HG	138722	SO7	6/30/1999	SMB		14.6	7		1.37	1.37
ONON99HG	138775	SO7	7/14/1999	SMB		14.6	5		1.92	1.92
ONON99HG	138714	SO7	6/30/1999	SMB		15.1	6		1.07	1.07
ONON99HG	138710	SO7	6/30/1999	SMB		15.3	6		1.14	1.14
ONON99HG	138765	SO7	7/7/1999	SMB		15.4	6		1.99	1.99

Table A-1A. (cont.)

Survey	Sample Number	Survey Station	Date	Species	Duplicates	Length (in)	Age (yrs)	Methyl-mercury (mg/kg-ww)	Total Mercury (mg/kg-ww)	Mercury Concentration Used in Risk Assessment (mg/kg-ww)
ONON99HG	138711	SO7	6/30/1999	SMB		15.6	6		1.55	1.55
ONON99HG	138771	SO7	7/7/1999	SMB		15.8	5		1.91	1.91
ONON99HG	138617	SO7	6/24/1999	SMB		15.9	5		2.43	2.43
ONON99HG	138768	SO7	7/7/1999	SMB		15.9	6		1.74	1.74
ONON99HG	138781	SO7	7/14/1999	SMB		16.1	6		2.18	2.18
ONON99HG	138620	SO7	6/24/1999	SMB		16.3	5		1.62	1.62
ONON99HG	138724	SO7	6/30/1999	SMB		16.4	6		1.85	1.85
ONON99HG	138618	SO7	6/24/1999	SMB		16.5	6		1.70	1.70
ONON99HG	138619	SO7	6/24/1999	SMB		16.5	6		1.26	1.26
ONON99HG	138776	SO7	7/14/1999	SMB		16.5	5		1.99	1.99
ONON99HG	138766	SO7	7/7/1999	SMB		16.6	5		1.87	1.87
ONON99HG	138717	SO7	6/30/1999	SMB		16.7	8		1.68	1.68
ONON99HG	138718	SO7	6/30/1999	SMB		16.8	6		1.93	1.93
ONON99HG	138780	SO7	7/14/1999	SMB		16.9	8		1.93	1.93
ONON99HG	138782	SO7	7/14/1999	SMB		16.9	6		2.13	2.13
ONON99HG	138720	SO7	6/30/1999	SMB		17.2	9		1.88	1.88
ONON99HG	138716	SO7	6/30/1999	SMB		17.3	9		1.95	1.95
ONON99HG	138615	SO7	6/24/1999	SMB		17.4	6		1.99	1.99
ONON99HG	138712	SO7	6/30/1999	SMB		17.5	9		1.66	1.66
ONON99HG	138721	SO7	6/30/1999	SMB		17.5	7		2.48	2.48
ONON99HG	138767	SO7	7/7/1999	SMB		17.5	7		1.85	1.85
ONON99HG	138719	SO7	6/30/1999	SMB		17.7	8		2.27	2.27
ONON99HG	138715	SO7	6/30/1999	SMB		18.1	8		1.88	1.88
ONON99HG	138616	SO7	6/24/1999	SMB		18.7	6		2.12	2.12
ONON99HG	138623	SO7	6/24/1999	SMB		21.9	6		1.13	1.13
ONON99HG	138750	SO7	7/7/1999	WPERCH		6.5	NA		0.80	0.80
ONON99HG	138747	SO7	7/7/1999	WPERCH		6.8	NA		0.66	0.66
ONON99HG	138749	SO7	7/7/1999	WPERCH		7.4	NA		1.00	1.00
ONON99HG	128748	SO7	7/7/1999	WPERCH		8.0	NA		1.00	1.00
ONON99HG	138746	SO7	7/7/1999	WPERCH		8.0	NA		0.83	0.83
ONON2A	WB0034F	5AHB	9/22/2000	BLUEGILL		7.4	3		0.44	0.44
ONON2A	WB0035F	5AHB	9/22/2000	BLUEGILL		6.9	4		0.23	0.23

Table A-1A. (cont.)

Survey	Sample Number	Survey Station	Date	Species	Duplicates	Length (in)	Age (yrs)	Methyl-mercury (mg/kg-ww)	Total Mercury (mg/kg-ww)	Mercury Concentration Used in Risk Assessment (mg/kg-ww)
ONON2A	WB0043F	5AHB	9/20/2000	CARP		22.2	7		0.43	0.43
ONON2A	WB0044F	5AHB	9/20/2000	CARP		23.7	8		0.38	0.38
ONON2A	WB0045F	5AHB	9/20/2000	CARP		22.6	7		0.46	0.46
ONON2A	WB0036F	MNMC	9/22/2000	CATFISH		21.1	12		0.66	0.66
ONON2A	WB0037F	MNMC	9/22/2000	CATFISH		19.8	9		0.54	0.54
NYSDEC-2000	9650532	LAKE	6/19/2000	LMB		11.7	3		0.68	0.68
NYSDEC-2000	9650576	LAKE	6/14/2000	LMB		11.9	3		0.98	0.98
NYSDEC-2000	9650577	LAKE	6/14/2000	LMB		11.9	4		0.93	0.93
NYSDEC-2000	9650533	LAKE	6/19/2000	LMB		12.0	3		0.73	0.73
NYSDEC-2000	9650580	LAKE	6/14/2000	LMB		12.0	4		1.03	1.03
NYSDEC-2000	9650578	LAKE	6/14/2000	LMB		12.1	4		0.72	0.72
NYSDEC-2000	9650531	LAKE	6/19/2000	LMB		12.2	4		0.69	0.69
NYSDEC-2000	9650575	LAKE	6/14/2000	LMB		12.4	4		0.71	0.71
NYSDEC-2000	9650536	LAKE	6/19/2000	LMB		12.4	4		0.71	0.71
NYSDEC-2000	9650563	LAKE	6/14/2000	LMB		12.4	4		0.91	0.91
NYSDEC-2000	9650552	LAKE	6/19/2000	LMB		12.6	4		0.90	0.90
NYSDEC-2000	9650566	LAKE	6/14/2000	LMB		12.8	4		1.18	1.18
NYSDEC-2000	9650539	LAKE	6/19/2000	LMB		12.8	4		0.74	0.74
NYSDEC-2000	9650538	LAKE	6/19/2000	LMB		13.0	4		1.18	1.18
NYSDEC-2000	9650570	LAKE	6/14/2000	LMB		13.0	4		1.49	1.49
NYSDEC-2000	9650545	LAKE	6/19/2000	LMB		13.2	4		0.93	0.93
NYSDEC-2000	9650561	LAKE	6/14/2000	LMB		13.2	4		1.43	1.43
NYSDEC-2000	9650527	LAKE	6/19/2000	LMB		13.2	5		1.26	1.26
NYSDEC-2000	9650567	LAKE	6/14/2000	LMB		13.4	4		1.07	1.07
NYSDEC-2000	9650547	LAKE	6/19/2000	LMB		13.4	4		0.92	0.92
NYSDEC-2000	9650568	LAKE	6/14/2000	LMB		13.5	4		1.06	1.06
NYSDEC-2000	9650534	LAKE	6/19/2000	LMB		13.6	4		1.23	1.23
NYSDEC-2000	9650541	LAKE	6/19/2000	LMB		13.8	4		1.02	1.02
NYSDEC-2000	9650529	LAKE	6/19/2000	LMB		14.0	4		1.00	1.00
NYSDEC-2000	9650530	LAKE	6/19/2000	LMB		14.0	4		1.37	1.37
NYSDEC-2000	9650549	LAKE	6/19/2000	LMB		14.0	4		1.02	1.02
NYSDEC-2000	9650571	LAKE	6/14/2000	LMB		14.1	4		1.22	1.22

Table A-1A. (cont.)

Survey	Sample Number	Survey Station	Date	Species	Duplicates	Length (in)	Age (yrs)	Methyl-mercury (mg/kg-ww)	Total Mercury (mg/kg-ww)	Mercury Concentration Used in Risk Assessment (mg/kg-ww)
NYSDEC-2000	9650535	LAKE	6/19/2000	LMB		14.1	4		1.50	1.50
NYSDEC-2000	9650528	LAKE	6/19/2000	LMB		14.2	4		1.21	1.21
NYSDEC-2000	9650540	LAKE	6/19/2000	LMB		14.2	4		1.14	1.14
NYSDEC-2000	9650542	LAKE	6/19/2000	LMB		14.2	4		0.81	0.81
NYSDEC-2000	9650572	LAKE	6/14/2000	LMB		14.3	4		1.30	1.30
NYSDEC-2000	9650565	LAKE	6/14/2000	LMB		14.3	4		1.17	1.17
NYSDEC-2000	9650551	LAKE	6/19/2000	LMB		14.3	5		0.91	0.91
NYSDEC-2000	9650544	LAKE	6/19/2000	LMB		15.0	5		1.10	1.10
NYSDEC-2000	9650546	LAKE	6/19/2000	LMB		15.0	5		1.02	1.02
NYSDEC-2000	9650573	LAKE	6/14/2000	LMB		15.4	5		1.89	1.89
NYSDEC-2000	9650543	LAKE	6/19/2000	LMB		15.6	5		0.93	0.93
NYSDEC-2000	9650564	LAKE	6/14/2000	LMB		15.7	5		1.35	1.35
NYSDEC-2000	9650526	LAKE	6/19/2000	LMB		15.7	5		1.42	1.42
NYSDEC-2000	9650548	LAKE	6/19/2000	LMB		15.7	5		1.28	1.28
NYSDEC-2000	9650553	LAKE	6/19/2000	LMB		16.3	5		1.44	1.44
NYSDEC-2000	9650553	LAKE	6/19/2000	LMB		16.3	5		1.46	1.46
NYSDEC-2000	138800	LAKE	6/19/2000	SMB		11.5	4		0.60	0.60
NYSDEC-2000	9650517	LAKE	6/14/2000	SMB		11.7	3		0.68	0.68
NYSDEC-2000	9650505	LAKE	6/14/2000	SMB		11.9	3		0.66	0.66
NYSDEC-2000	9650512	LAKE	6/14/2000	SMB		12.0	4		0.68	0.68
NYSDEC-2000	9650558	LAKE	6/19/2000	SMB		12.0	4		0.85	0.85
NYSDEC-2000	138789	LAKE	6/19/2000	SMB		12.0	4		0.83	0.83
NYSDEC-2000	9650511	LAKE	6/14/2000	SMB		12.3	4		0.90	0.90
NYSDEC-2000	138796	LAKE	6/19/2000	SMB		12.5	6		0.88	0.88
NYSDEC-2000	9650515	LAKE	6/14/2000	SMB		12.8	5		0.95	0.95
NYSDEC-2000	9650555	LAKE	6/19/2000	SMB		12.9	5		0.62	0.62
NYSDEC-2000	138795	LAKE	6/19/2000	SMB		12.9	4		0.58	0.58
NYSDEC-2000	9650523	LAKE	6/14/2000	SMB		13.6	4		1.14	1.14
NYSDEC-2000	138794	LAKE	6/19/2000	SMB		13.7	5		0.77	0.77
NYSDEC-2000	9650519	LAKE	6/14/2000	SMB		13.8	5		1.01	1.01
NYSDEC-2000	9650560	LAKE	6/19/2000	SMB		14.2	6		1.12	1.12
NYSDEC-2000	138793	LAKE	6/19/2000	SMB		14.2	5		1.11	1.11

Table A-1A. (cont.)

Survey	Sample Number	Survey Station	Date	Species	Duplicates	Length (in)	Age (yrs)	Methyl-mercury (mg/kg-ww)	Total Mercury (mg/kg-ww)	Mercury Concentration Used in Risk Assessment (mg/kg-ww)
NYSDEC-2000	9650509	LAKE	6/14/2000	SMB		14.2	5		1.00	1.00
NYSDEC-2000	138792	LAKE	6/19/2000	SMB		14.5	5		0.99	0.99
NYSDEC-2000	138792	LAKE	6/19/2000	SMB		14.5	5		1.03	1.03
NYSDEC-2000	138790	LAKE	6/19/2000	SMB		14.6	5		0.97	0.97
NYSDEC-2000	9650557	LAKE	6/19/2000	SMB		14.7	5		1.05	1.05
NYSDEC-2000	9650502	LAKE	6/14/2000	SMB		14.8	5		1.06	1.06
NYSDEC-2000	9650556	LAKE	6/19/2000	SMB		14.8	6		1.12	1.12
NYSDEC-2000	9650559	LAKE	6/19/2000	SMB		14.9	5		1.26	1.26
NYSDEC-2000	138787	LAKE	6/19/2000	SMB		15.7	8		1.48	1.48
NYSDEC-2000	138799	LAKE	6/19/2000	SMB		15.9	5		1.53	1.53

Notes:

[1] Total mercury was calculated by adding ionic mercury to methylmercury concentrations

[2] 1995 data for WALLEYE and WPERCH are directly from Honeywell's Lake HHRA, Appendix A (Exponent, 2001)

LMB = largemouth bass

NPIKE = northern pike

SMB = smallmouth bass

WPERCH = white perch

J - estimated

U - undetected at reported concentration

Table A-1B. Onondaga Lake Fish Fillets – Pesticide and Hexachlorobenzene Data

Survey	Sample Number	Survey Station	Date	Species	Length (in)	Age (yrs)	Hexachloro-benzene (µg/kg-ww)	Aldrin (µg/kg-ww)	Endosulfan I (µg/kg-ww)	Endosulfan II (µg/kg-ww)	Endosulfan sulfate (µg/kg-ww)
NYSDEC-1992	F1977	SO12	07/06/92	SMB	13.9	6	3				
NYSDEC-1992	F1980	SO12	07/06/92	SMB	16.3	7	3				
NYSDEC-1992	F2007	SO12	07/07/92	SMB	13.0	6	2				
NYSDEC-1992	F2009	SO12	07/07/92	SMB	17.2	9	7				
NYSDEC-1992	F2011	SO12	07/07/92	SMB	17.9	10	2				
NYSDEC-1992	F2013	SO12	07/07/92	WALLEYE	18.1		7				
NYSDEC-1992	F2018	SO12	07/07/92	WALLEYE	21.3		10				
NYSDEC-1992	F2019	SO12	07/07/92	WALLEYE	21.7		9				
NYSDEC-1992	F2020	SO12	07/07/92	WALLEYE	22.5		22				
NYSDEC-1992	F2021	SO12	07/07/92	WALLEYE	26.2		25				
NYSDEC-1994	F2298	SO12	07/05/94	SMB	15.9	7	10				
NYSDEC-1994	F2320	SO12	07/07/94	SMB	17.4	8	3				
NYSDEC-1994	F2322	SO12	07/13/94	SMB	12.8	8	2 *U*				
NYSDEC-1994	F2325	SO12	07/13/94	SMB	14.0	6	2				
NYSDEC-1994	F2327	SO12	07/13/94	SMB	14.1	6	6				
NYSDEC-1994	F2330	SO12	07/13/94	SMB	14.2	6	4				
NYSDEC-1994	F2334	SO12	07/13/94	SMB	14.6	6	4				
NYSDEC-1994	F2338	SO12	07/13/94	SMB	15.4	7	10				
NYSDEC-1994	F2340	SO12	07/13/94	SMB	16.1	8	6				
NYSDEC-1994	F2342	SO12	07/13/94	SMB	19.2	8	5				
ONONDA96	396	SO7	7/1/1996	LMB	13.3	5	2 *U*				
ONONDA96	674	SO7	7/2/1996	LMB	13.5	5	2 *U*				
ONONDA96	951	SO7	7/2/1996	LMB	13.9	6	2 *U*				
ONONDA96	349	SO7	7/2/1996	LMB	14.4	6	2 *U*				
ONONDA96	392	SO7	7/1/1996	LMB	14.6	9	2 *U*				
ONONDA96	334	SO7	7/2/1996	LMB	14.7	5	2 *U*				
ONONDA96	338	SO7	7/2/1996	LMB	15.0	6	2 *U*				
ONONDA96	694	SO7	7/2/1996	LMB	15.0	5	2				
ONONDA96	335	SO7	7/2/1996	LMB	15.5	7	2 *U*				
ONONDA96	337	SO7	7/2/1996	LMB	15.5	6	2 *U*				

Table A-1B. (cont.)

Survey	Sample Number	Survey Station	Date	Species	Length (in)	Age (yrs)	alpha-BHC (µg/kg-ww)	beta-BHC (µg/kg-ww)	delta-BHC (µg/kg-ww)	gamma-BHC (Lindane) (µg/kg-ww)	Dieldrin (µg/kg-ww)	Endrin (µg/kg-ww)
NYSDEC-1992	F1977	SO12	07/06/92	SMB	13.9	6					19	
NYSDEC-1992	F1980	SO12	07/06/92	SMB	16.3	7					5 *U*	
NYSDEC-1992	F2007	SO12	07/07/92	SMB	13.0	6					5 *U*	
NYSDEC-1992	F2009	SO12	07/07/92	SMB	17.2	9					5 *U*	
NYSDEC-1992	F2011	SO12	07/07/92	SMB	17.9	10					5 *U*	
NYSDEC-1992	F2013	SO12	07/07/92	WALLEYE	18.1						5 *U*	
NYSDEC-1992	F2018	SO12	07/07/92	WALLEYE	21.3						6	
NYSDEC-1992	F2019	SO12	07/07/92	WALLEYE	21.7						5	
NYSDEC-1992	F2020	SO12	07/07/92	WALLEYE	22.5						11	
NYSDEC-1992	F2021	SO12	07/07/92	WALLEYE	26.2				1 *U*		9	
NYSDEC-1994	F2298	SO12	07/05/94	SMB	15.9	7					7	5 *U*
NYSDEC-1994	F2320	SO12	07/07/94	SMB	17.4	8					5 *U*	5 *U*
NYSDEC-1994	F2322	SO12	07/13/94	SMB	12.8	8					5 *U*	5 *U*
NYSDEC-1994	F2325	SO12	07/13/94	SMB	14.0	6					5 *U*	5 *U*
NYSDEC-1994	F2327	SO12	07/13/94	SMB	14.1	6					5 *U*	5 *U*
NYSDEC-1994	F2330	SO12	07/13/94	SMB	14.2	6					5 *U*	5 *U*
NYSDEC-1994	F2334	SO12	07/13/94	SMB	14.6	6					5 *U*	5 *U*
NYSDEC-1994	F2338	SO12	07/13/94	SMB	15.4	7					5 *U*	5 *U*
NYSDEC-1994	F2340	SO12	07/13/94	SMB	16.1	8					5 *U*	5 *U*
NYSDEC-1994	F2342	SO12	07/13/94	SMB	19.2	8					5 *U*	5 *U*
ONONDA96	396	SO7	7/1/1996	LMB	13.3	5					5 *U*	5 *U*
ONONDA96	674	SO7	7/2/1996	LMB	13.5	5					5 *U*	5 *U*
ONONDA96	951	SO7	7/2/1996	LMB	13.9	6					5 *U*	5 *U*
ONONDA96	349	SO7	7/2/1996	LMB	14.4	6					5 *U*	5 *U*
ONONDA96	392	SO7	7/1/1996	LMB	14.6	9					5 *U*	5 *U*
ONONDA96	334	SO7	7/2/1996	LMB	14.7	5					5 *U*	5 *U*
ONONDA96	338	SO7	7/2/1996	LMB	15.0	6					5 *U*	5 *U*
ONONDA96	694	SO7	7/2/1996	LMB	15.0	5					5 *U*	5 *U*
ONONDA96	335	SO7	7/2/1996	LMB	15.5	7					5 *U*	5 *U*
ONONDA96	337	SO7	7/2/1996	LMB	15.5	6					5 *U*	5 *U*

Table A-1B. (cont.)

Survey	Sample Number	Survey Station	Date	Species	Length (in)	Age (yrs)	Endrin aldehyde (µg/kg-ww)	Endrin ketone (µg/kg-ww)	Heptachlor (µg/kg-ww)	Heptachlor epoxide (µg/kg-ww)	Mirex (µg/kg-ww)	Photomirex (µg/kg-ww)
NYSDEC-1992	F1977	SO12	07/06/92	SMB	13.9	6						
NYSDEC-1992	F1980	SO12	07/06/92	SMB	16.3	7						
NYSDEC-1992	F2007	SO12	07/07/92	SMB	13.0	6						
NYSDEC-1992	F2009	SO12	07/07/92	SMB	17.2	9						
NYSDEC-1992	F2011	SO12	07/07/92	SMB	17.9	10						
NYSDEC-1992	F2013	SO12	07/07/92	WALLEYE	18.1							
NYSDEC-1992	F2018	SO12	07/07/92	WALLEYE	21.3							
NYSDEC-1992	F2019	SO12	07/07/92	WALLEYE	21.7							
NYSDEC-1992	F2020	SO12	07/07/92	WALLEYE	22.5							
NYSDEC-1992	F2021	SO12	07/07/92	WALLEYE	26.2							
NYSDEC-1994	F2298	SO12	07/05/94	SMB	15.9	7					2 *U*	5 *U*
NYSDEC-1994	F2320	SO12	07/07/94	SMB	17.4	8					2 *U*	5 *U*
NYSDEC-1994	F2322	SO12	07/13/94	SMB	12.8	8					2 *U*	5 *U*
NYSDEC-1994	F2325	SO12	07/13/94	SMB	14.0	6					2 *U*	5 *U*
NYSDEC-1994	F2327	SO12	07/13/94	SMB	14.1	6					2 *U*	5 *U*
NYSDEC-1994	F2330	SO12	07/13/94	SMB	14.2	6					2 *U*	5 *U*
NYSDEC-1994	F2334	SO12	07/13/94	SMB	14.6	6					2 *U*	5 *U*
NYSDEC-1994	F2338	SO12	07/13/94	SMB	15.4	7					2 *U*	5 *U*
NYSDEC-1994	F2340	SO12	07/13/94	SMB	16.1	8					2 *U*	5 *U*
NYSDEC-1994	F2342	SO12	07/13/94	SMB	19.2	8					2 *U*	5 *U*
ONONDA96	396	SO7	7/1/1996	LMB	13.3	5					2 *U*	5 *U*
ONONDA96	674	SO7	7/2/1996	LMB	13.5	5					2 *U*	5 *U*
ONONDA96	951	SO7	7/2/1996	LMB	13.9	6					2 *U*	5 *U*
ONONDA96	349	SO7	7/2/1996	LMB	14.4	6					2 *U*	5 *U*
ONONDA96	392	SO7	7/1/1996	LMB	14.6	9					2 *U*	5 *U*
ONONDA96	334	SO7	7/2/1996	LMB	14.7	5					2 *U*	5 *U*
ONONDA96	338	SO7	7/2/1996	LMB	15.0	6					2 *U*	5 *U*
ONONDA96	694	SO7	7/2/1996	LMB	15.0	5					2 *U*	5 *U*
ONONDA96	335	SO7	7/2/1996	LMB	15.5	7					2 *U*	5 *U*
ONONDA96	337	SO7	7/2/1996	LMB	15.5	6					2 *U*	5 *U*

Table A-1B. (cont.)

Survey	Sample Number	Survey Station	Date	Species	Length (in)	Age (yrs)	Methoxy-chlor (µg/kg-ww)	2,4'-DDD (µg/kg-ww)	2,4'-DDE (µg/kg-ww)	2,4'-DDT (µg/kg-ww)	4,4'-DDD (µg/kg-ww)	4,4'-DDE (µg/kg-ww)
NYSDEC-1992	F1977	SO12	07/06/92	SMB	13.9	6		6			6	15
NYSDEC-1992	F1980	SO12	07/06/92	SMB	16.3	7		7			7	13
NYSDEC-1992	F2007	SO12	07/07/92	SMB	13.0	6		6			6	10
NYSDEC-1992	F2009	SO12	07/07/92	SMB	17.2	9		9			17	28
NYSDEC-1992	F2011	SO12	07/07/92	SMB	17.9	10		10			15	28
NYSDEC-1992	F2013	SO12	07/07/92	WALLEYE	18.1			9			12	21
NYSDEC-1992	F2018	SO12	07/07/92	WALLEYE	21.3			7			20	33
NYSDEC-1992	F2019	SO12	07/07/92	WALLEYE	21.7			6			11	15
NYSDEC-1992	F2020	SO12	07/07/92	WALLEYE	22.5			9			47	104
NYSDEC-1992	F2021	SO12	07/07/92	WALLEYE	26.2			8			32	48
NYSDEC-1994	F2298	SO12	07/05/94	SMB	15.9	7		7			25	54
NYSDEC-1994	F2320	SO12	07/07/94	SMB	17.4	8		8			17	52
NYSDEC-1994	F2322	SO12	07/13/94	SMB	12.8	8		8			4	10
NYSDEC-1994	F2325	SO12	07/13/94	SMB	14.0	6		6			8	15
NYSDEC-1994	F2327	SO12	07/13/94	SMB	14.1	6		6			13	21
NYSDEC-1994	F2330	SO12	07/13/94	SMB	14.2	6		6			7	13
NYSDEC-1994	F2334	SO12	07/13/94	SMB	14.6	6		6			9	15
NYSDEC-1994	F2338	SO12	07/13/94	SMB	15.4	7		7			18	28
NYSDEC-1994	F2340	SO12	07/13/94	SMB	16.1	8		8			24	46
NYSDEC-1994	F2342	SO12	07/13/94	SMB	19.2	8		8			10	21
ONONDA96	396	SO7	7/1/1996	LMB	13.3	5					2 *U*	2 *U*
ONONDA96	674	SO7	7/2/1996	LMB	13.5	5					2 *U*	6
ONONDA96	951	SO7	7/2/1996	LMB	13.9	6					2	4
ONONDA96	349	SO7	7/2/1996	LMB	14.4	6					2	8
ONONDA96	392	SO7	7/1/1996	LMB	14.6	9					2 *U*	2 *U*
ONONDA96	334	SO7	7/2/1996	LMB	14.7	5					2 *U*	2
ONONDA96	338	SO7	7/2/1996	LMB	15.0	6					2 *U*	2
ONONDA96	694	SO7	7/2/1996	LMB	15.0	5					2	3
ONONDA96	335	SO7	7/2/1996	LMB	15.5	7					2	4
ONONDA96	337	SO7	7/2/1996	LMB	15.5	6					2 *U*	2

Table A-1B. (cont.)

Survey	Sample Number	Survey Station	Date	Species	Length (in)	Age (yrs)	4,4'-DDT (µg/kg-ww)	Toxaphene (µg/kg-ww)	Total Chlordane Constituents: alpha (cis) - Chlordane (µg/kg-ww)	Total Chlordane Constituents: gamma (trans)- Chlordane (µg/kg-ww)
NYSDEC-1992	F1977	SO12	07/06/92	SMB	13.9	6	5			
NYSDEC-1992	F1980	SO12	07/06/92	SMB	16.3	7	5			
NYSDEC-1992	F2007	SO12	07/07/92	SMB	13.0	6	4			
NYSDEC-1992	F2009	SO12	07/07/92	SMB	17.2	9	9			
NYSDEC-1992	F2011	SO12	07/07/92	SMB	17.9	10	7			
NYSDEC-1992	F2013	SO12	07/07/92	WALLEYE	18.1		6			
NYSDEC-1992	F2018	SO12	07/07/92	WALLEYE	21.3		9			
NYSDEC-1992	F2019	SO12	07/07/92	WALLEYE	21.7		5			
NYSDEC-1992	F2020	SO12	07/07/92	WALLEYE	22.5		27			
NYSDEC-1992	F2021	SO12	07/07/92	WALLEYE	26.2		16			
NYSDEC-1994	F2298	SO12	07/05/94	SMB	15.9	7	16			
NYSDEC-1994	F2320	SO12	07/07/94	SMB	17.4	8	13			
NYSDEC-1994	F2322	SO12	07/13/94	SMB	12.8	8	3			
NYSDEC-1994	F2325	SO12	07/13/94	SMB	14.0	6	5			
NYSDEC-1994	F2327	SO12	07/13/94	SMB	14.1	6	8			
NYSDEC-1994	F2330	SO12	07/13/94	SMB	14.2	6	5			
NYSDEC-1994	F2334	SO12	07/13/94	SMB	14.6	6	6			
NYSDEC-1994	F2338	SO12	07/13/94	SMB	15.4	7	11			
NYSDEC-1994	F2340	SO12	07/13/94	SMB	16.1	8	15			
NYSDEC-1994	F2342	SO12	07/13/94	SMB	19.2	8	8			
ONONDA96	396	SO7	7/1/1996	LMB	13.3	5	2 *U*		5 *U*	5 *U*
ONONDA96	674	SO7	7/2/1996	LMB	13.5	5	2 *U*		5 *U*	5 *U*
ONONDA96	951	SO7	7/2/1996	LMB	13.9	6	2 *U*		5 *U*	5 *U*
ONONDA96	349	SO7	7/2/1996	LMB	14.4	6	2 *U*		5 *U*	5 *U*
ONONDA96	392	SO7	7/1/1996	LMB	14.6	9	2 *U*		5 *U*	5 *U*
ONONDA96	334	SO7	7/2/1996	LMB	14.7	5	2 *U*		5 *U*	5 *U*
ONONDA96	338	SO7	7/2/1996	LMB	15.0	6	2 *U*		5 *U*	5 *U*
ONONDA96	694	SO7	7/2/1996	LMB	15.0	5	2		5 *U*	5 *U*
ONONDA96	335	SO7	7/2/1996	LMB	15.5	7	2 *U*		5 *U*	5 *U*
ONONDA96	337	SO7	7/2/1996	LMB	15.5	6	2 *U*		5 *U*	5 *U*

Table A-1B. (cont.)

Survey	Sample Number	Survey Station	Date	Species	Length (in)	Age (yrs)	Total Chlordane Constituents: cis-Nonachlor (µg/kg-ww)	Total Chlordane Constituents: Trans-nonachlor (µg/kg-ww)	Total Chlordane Constituents: Oxy-chlordane (µg/kg-ww)	Total Chlordane[2] (µg/kg-ww)
NYSDEC-1992	F1977	SO12	07/06/92	SMB	13.9	6				
NYSDEC-1992	F1980	SO12	07/06/92	SMB	16.3	7				
NYSDEC-1992	F2007	SO12	07/07/92	SMB	13.0	6				
NYSDEC-1992	F2009	SO12	07/07/92	SMB	17.2	9				
NYSDEC-1992	F2011	SO12	07/07/92	SMB	17.9	10				
NYSDEC-1992	F2013	SO12	07/07/92	WALLEYE	18.1					
NYSDEC-1992	F2018	SO12	07/07/92	WALLEYE	21.3					
NYSDEC-1992	F2019	SO12	07/07/92	WALLEYE	21.7					
NYSDEC-1992	F2020	SO12	07/07/92	WALLEYE	22.5					
NYSDEC-1992	F2021	SO12	07/07/92	WALLEYE	26.2					
NYSDEC-1994	F2298	SO12	07/05/94	SMB	15.9	7				26
NYSDEC-1994	F2320	SO12	07/07/94	SMB	17.4	8				20
NYSDEC-1994	F2322	SO12	07/13/94	SMB	12.8	8				5 *U*
NYSDEC-1994	F2325	SO12	07/13/94	SMB	14.0	6				5 *U*
NYSDEC-1994	F2327	SO12	07/13/94	SMB	14.1	6				26
NYSDEC-1994	F2330	SO12	07/13/94	SMB	14.2	6				15
NYSDEC-1994	F2334	SO12	07/13/94	SMB	14.6	6				7.5
NYSDEC-1994	F2338	SO12	07/13/94	SMB	15.4	7				21
NYSDEC-1994	F2340	SO12	07/13/94	SMB	16.1	8				22
NYSDEC-1994	F2342	SO12	07/13/94	SMB	19.2	8				7.5
ONONDA96	396	SO7	7/1/1996	LMB	13.3	5		5 *U*	10 *U*	5 *U*
ONONDA96	674	SO7	7/2/1996	LMB	13.5	5		5 *U*	10 *U*	5 *U*
ONONDA96	951	SO7	7/2/1996	LMB	13.9	6		5 *U*	10 *U*	5 *U*
ONONDA96	349	SO7	7/2/1996	LMB	14.4	6		5 *U*	10 *U*	5 *U*
ONONDA96	392	SO7	7/1/1996	LMB	14.6	9		5 *U*	10 *U*	5 *U*
ONONDA96	334	SO7	7/2/1996	LMB	14.7	5		5 *U*	10 *U*	5 *U*
ONONDA96	338	SO7	7/2/1996	LMB	15.0	6		5 *U*	10 *U*	5 *U*
ONONDA96	694	SO7	7/2/1996	LMB	15.0	5		5 *U*	10 *U*	5 *U*
ONONDA96	335	SO7	7/2/1996	LMB	15.5	7		5 *U*	10 *U*	5 *U*
ONONDA96	337	SO7	7/2/1996	LMB	15.5	6		5 *U*	10 *U*	5 *U*

Table A-1B. (cont.)

Survey	Sample Number	Survey Station	Date	Species	Length (in)	Age (yrs)	Hexachloro-benzene (µg/kg-ww)	Aldrin (µg/kg-ww)	Endosulfan I (µg/kg-ww)	Endosulfan II (µg/kg-ww)	Endosulfan sulfate (µg/kg-ww)
ONONDA96	335	SO7	7/2/1996	LMB	15.5	7	2 *U*				
ONONDA96	337	SO7	7/2/1996	LMB	15.5	6	2 *U*				
ONONDA96	909	SO7	7/8/1996	SMB	16.3	8	4 *U*				
ONONDA96	353	SO7	6/27/1996	SMB	16.4	6	3				
ONONDA96	905	SO7	7/8/1996	SMB	16.4	7	3 *U*				
ONONDA96	351	SO7	6/27/1996	SMB	16.5	7	4				
ONONDA96	365	SO7	7/2/1996	SMB	16.6	6	3				
ONONDA96	908	SO7	7/8/1996	SMB	17.0	8	2				
ONONDA96	903	SO7	7/8/1996	SMB	17.2	7	6				
ONONDA96	902	SO7	7/8/1996	SMB	17.3	6	3				
ONONDA96	355	SO7	6/27/1996	SMB	17.6	7	3				
ONONDA96	367	SO7	7/2/1996	SMB	17.8	8	3				
ONONDA97	4559	SO7	6/30/1997	LMB	14.6	10	4 *U*				
ONONDA97	4575	SO7	6/30/1997	LMB	15.3	12	9				
ONONDA97	4560	SO7	6/30/1997	LMB	15.5	9	2 *U*				
ONONDA97	4566	SO7	6/30/1997	LMB	15.7	9	2				
ONONDA97	4561	SO7	6/30/1997	LMB	18.3	12	2				
ONONDA97	4144	SO7	7/3/1997	SMB	13.0	9	2 *U*				
ONONDA97	4145	SO7	7/3/1997	SMB	13.4	8	2 *U*				
ONONDA97	4146	SO7	7/3/1997	SMB	14.1	8	2 *U*				
ONONDA97	4140	SO7	7/1/1997	SMB	15.5	10	2				
ONONDA97	4136	SO7	7/1/1997	SMB	15.6	9	4				
ONONDA97	2894	SO7	7/1/1997	SMB	17.4	8	3				
ONONDA97	4676	SO7	6/30/1997	SMB	17.6	8	2				
ONONDA97	4653	SO7	6/30/1997	WPERCH	10.5	6	2				
ONONDA97	4654	SO7	6/30/1997	WPERCH	10.4	6	6 *U*				
ONONDA97	4694	SO7	6/30/1997	WPERCH	12.1	8	12				
ONONDA97	4696	SO7	6/30/1997	WPERCH	11.9	8	19				
ONONDA97	4699	SO7	6/30/1997	WPERCH	11.6	8	5 *U*				
ONONDA98	774640	SO7	7/28/1998	CATFISH	14.8	NA	2 *U*				
ONONDA98	774638	SO7	7/28/1998	CATFISH	14.8	NA	2				
ONONDA98	774639	SO7	7/28/1998	CATFISH	17.6	NA	3 *U*				

Table A-1B. (cont.)

Survey	Sample Number	Survey Station	Date	Species	Length (in)	Age (yrs)	alpha-BHC (µg/kg-ww)	beta-BHC (µg/kg-ww)	delta-BHC (µg/kg-ww)	gamma-BHC (Lindane) (µg/kg-ww)	Dieldrin (µg/kg-ww)	Endrin (µg/kg-ww)
ONONDA96	335	SO7	7/2/1996	LMB	15.5	7					5 *U*	5 *U*
ONONDA96	337	SO7	7/2/1996	LMB	15.5	6					5 *U*	5 *U*
ONONDA96	909	SO7	7/8/1996	SMB	16.3	8					5 *U*	5
ONONDA96	353	SO7	6/27/1996	SMB	16.4	6					5 *U*	5 *U*
ONONDA96	905	SO7	7/8/1996	SMB	16.4	7					5 *U*	5 *U*
ONONDA96	351	SO7	6/27/1996	SMB	16.5	7					5 *U*	5 *U*
ONONDA96	365	SO7	7/2/1996	SMB	16.6	6					5 *U*	5 *U*
ONONDA96	908	SO7	7/8/1996	SMB	17.0	8					5 *U*	5 *U*
ONONDA96	903	SO7	7/8/1996	SMB	17.2	7					5 *U*	5 *U*
ONONDA96	902	SO7	7/8/1996	SMB	17.3	6					5 *U*	5 *U*
ONONDA96	355	SO7	6/27/1996	SMB	17.6	7					5 *U*	5 *U*
ONONDA96	367	SO7	7/2/1996	SMB	17.8	8					5 *U*	5 *U*
ONONDA97	4559	SO7	6/30/1997	LMB	14.6	10					5 *U*	5 *U*
ONONDA97	4575	SO7	6/30/1997	LMB	15.3	12					5 *U*	5 *U*
ONONDA97	4560	SO7	6/30/1997	LMB	15.5	9					5 *U*	5 *U*
ONONDA97	4566	SO7	6/30/1997	LMB	15.7	9					5 *U*	5 *U*
ONONDA97	4561	SO7	6/30/1997	LMB	18.3	12					5 *U*	5 *U*
ONONDA97	4144	SO7	7/3/1997	SMB	13.0	9					5 *U*	5 *U*
ONONDA97	4145	SO7	7/3/1997	SMB	13.4	8					5 *U*	5 *U*
ONONDA97	4146	SO7	7/3/1997	SMB	14.1	8					5 *U*	5
ONONDA97	4140	SO7	7/1/1997	SMB	15.5	10					5 *U*	5 *U*
ONONDA97	4136	SO7	7/1/1997	SMB	15.6	9					5 *U*	5 *U*
ONONDA97	2894	SO7	7/1/1997	SMB	17.4	8					5 *U*	5 *U*
ONONDA97	4676	SO7	6/30/1997	SMB	17.6	8					5 *U*	5 *U*
ONONDA97	4653	SO7	6/30/1997	WPERCH	10.5	6					5 *U*	5 *U*
ONONDA97	4654	SO7	6/30/1997	WPERCH	10.4	6					5 *U*	5 *U*
ONONDA97	4694	SO7	6/30/1997	WPERCH	12.1	8					5 *U*	5 *U*
ONONDA97	4696	SO7	6/30/1997	WPERCH	11.9	8					5 *U*	5 *U*
ONONDA97	4699	SO7	6/30/1997	WPERCH	11.6	8					5 *U*	5 *U*
ONONDA98	774640	SO7	7/28/1998	CATFISH	14.8	NA					5 *U*	5 *U*
ONONDA98	774638	SO7	7/28/1998	CATFISH	14.8	NA					5 *U*	5 *U*
ONONDA98	774639	SO7	7/28/1998	CATFISH	17.6	NA					5 *U*	5 *U*

Table A-1B. (cont.)

Survey	Sample Number	Survey Station	Date	Species	Length (in)	Age (yrs)	Endrin aldehyde (µg/kg-ww)	Endrin ketone (µg/kg-ww)	Heptachlor (µg/kg-ww)	Heptachlor epoxide (µg/kg-ww)	Mirex (µg/kg-ww)	Photomirex (µg/kg-ww)
ONONDA96	335	SO7	7/2/1996	LMB	15.5	7					2 *U*	5 *U*
ONONDA96	337	SO7	7/2/1996	LMB	15.5	6					2 *U*	5 *U*
ONONDA96	909	SO7	7/8/1996	SMB	16.3	8					2 *U*	5 *U*
ONONDA96	353	SO7	6/27/1996	SMB	16.4	6					2 *U*	5 *U*
ONONDA96	905	SO7	7/8/1996	SMB	16.4	7					2 *U*	5 *U*
ONONDA96	351	SO7	6/27/1996	SMB	16.5	7					2 *U*	5 *U*
ONONDA96	365	SO7	7/2/1996	SMB	16.6	6					2 *U*	5 *U*
ONONDA96	908	SO7	7/8/1996	SMB	17.0	8					2 *U*	5 *U*
ONONDA96	903	SO7	7/8/1996	SMB	17.2	7					2 *U*	5 *U*
ONONDA96	902	SO7	7/8/1996	SMB	17.3	6					2 *U*	5 *U*
ONONDA96	355	SO7	6/27/1996	SMB	17.6	7					2 *U*	5 *U*
ONONDA96	367	SO7	7/2/1996	SMB	17.8	8					2 *U*	5 *U*
ONONDA97	4559	SO7	6/30/1997	LMB	14.6	10					2 *U*	5 *U*
ONONDA97	4575	SO7	6/30/1997	LMB	15.3	12					2 *U*	5 *U*
ONONDA97	4560	SO7	6/30/1997	LMB	15.5	9					2 *U*	5 *U*
ONONDA97	4566	SO7	6/30/1997	LMB	15.7	9					2 *U*	5 *U*
ONONDA97	4561	SO7	6/30/1997	LMB	18.3	12					2 *U*	5 *U*
ONONDA97	4144	SO7	7/3/1997	SMB	13.0	9					2 *U*	5 *U*
ONONDA97	4145	SO7	7/3/1997	SMB	13.4	8					2 *U*	5 *U*
ONONDA97	4146	SO7	7/3/1997	SMB	14.1	8					2 *U*	5
ONONDA97	4140	SO7	7/1/1997	SMB	15.5	10					2 *U*	5 *U*
ONONDA97	4136	SO7	7/1/1997	SMB	15.6	9					2 *U*	5 *U*
ONONDA97	2894	SO7	7/1/1997	SMB	17.4	8					2 *U*	5 *U*
ONONDA97	4676	SO7	6/30/1997	SMB	17.6	8					2 *U*	5 *U*
ONONDA97	4653	SO7	6/30/1997	WPERCH	10.5	6					2 *U*	5 *U*
ONONDA97	4654	SO7	6/30/1997	WPERCH	10.4	6					2 *U*	5 *U*
ONONDA97	4694	SO7	6/30/1997	WPERCH	12.1	8					2 *U*	5 *U*
ONONDA97	4696	SO7	6/30/1997	WPERCH	11.9	8					2 *U*	5 *U*
ONONDA97	4699	SO7	6/30/1997	WPERCH	11.6	8					2 *U*	5 *U*
ONONDA98	774640	SO7	7/28/1998	CATFISH	14.8	NA					2 *U*	5
ONONDA98	774638	SO7	7/28/1998	CATFISH	14.8	NA					2 *U*	5 *U*
ONONDA98	774639	SO7	7/28/1998	CATFISH	17.6	NA					2 *U*	5 *U*

Table A-1B. (cont.)

Survey	Sample Number	Survey Station	Date	Species	Length (in)	Age (yrs)	Methoxy-chlor (µg/kg-ww)	2,4'-DDD (µg/kg-ww)	2,4'-DDE (µg/kg-ww)	2,4'-DDT (µg/kg-ww)	4,4'-DDD (µg/kg-ww)	4,4'-DDE (µg/kg-ww)
ONONDA96	335	SO7	7/2/1996	LMB	15.5	7					2	4
ONONDA96	337	SO7	7/2/1996	LMB	15.5	6					2 *U*	2
ONONDA96	909	SO7	7/8/1996	SMB	16.3	8					7 *U*	18 *U*
ONONDA96	353	SO7	6/27/1996	SMB	16.4	6					2	6
ONONDA96	905	SO7	7/8/1996	SMB	16.4	7					7	25
ONONDA96	351	SO7	6/27/1996	SMB	16.5	7					6	16
ONONDA96	365	SO7	7/2/1996	SMB	16.6	6					4	10
ONONDA96	908	SO7	7/8/1996	SMB	17.0	8					3	10
ONONDA96	903	SO7	7/8/1996	SMB	17.2	7					11	25
ONONDA96	902	SO7	7/8/1996	SMB	17.3	6					4	9
ONONDA96	355	SO7	6/27/1996	SMB	17.6	7					5	11
ONONDA96	367	SO7	7/2/1996	SMB	17.8	8					6	17
ONONDA97	4559	SO7	6/30/1997	LMB	14.6	10					5 *U*	14
ONONDA97	4575	SO7	6/30/1997	LMB	15.3	12					14	39
ONONDA97	4560	SO7	6/30/1997	LMB	15.5	9					2	4
ONONDA97	4566	SO7	6/30/1997	LMB	15.7	9					4	11
ONONDA97	4561	SO7	6/30/1997	LMB	18.3	12					2	6
ONONDA97	4144	SO7	7/3/1997	SMB	13.0	9					3	6
ONONDA97	4145	SO7	7/3/1997	SMB	13.4	8					3 *U*	8
ONONDA97	4146	SO7	7/3/1997	SMB	14.1	8					2	2
ONONDA97	4140	SO7	7/1/1997	SMB	15.5	10					5	11
ONONDA97	4136	SO7	7/1/1997	SMB	15.6	9					5	10
ONONDA97	2894	SO7	7/1/1997	SMB	17.4	8					7	24
ONONDA97	4676	SO7	6/30/1997	SMB	17.6	8					4	11
ONONDA97	4653	SO7	6/30/1997	WPERCH	10.5	6					4	13
ONONDA97	4654	SO7	6/30/1997	WPERCH	10.4	6					11	27
ONONDA97	4694	SO7	6/30/1997	WPERCH	12.1	8					11	20
ONONDA97	4696	SO7	6/30/1997	WPERCH	11.9	8					14	21
ONONDA97	4699	SO7	6/30/1997	WPERCH	11.6	8					5	8
ONONDA98	774640	SO7	7/28/1998	CATFISH	14.8	NA					24	59
ONONDA98	774638	SO7	7/28/1998	CATFISH	14.8	NA					52	115
ONONDA98	774639	SO7	7/28/1998	CATFISH	17.6	NA					16	46

Table A-1B. (cont.)

Survey	Sample Number	Survey Station	Date	Species	Length (in)	Age (yrs)	4,4'-DDT (µg/kg-ww)	Toxaphene (µg/kg-ww)	Total Chlordane Constituents: alpha (cis) - Chlordane (µg/kg-ww)	Total Chlordane Constituents: gamma (trans)- Chlordane (µg/kg-ww)
ONONDA96	335	SO7	7/2/1996	LMB	15.5	7	2 *U*		5 *U*	5 *U*
ONONDA96	337	SO7	7/2/1996	LMB	15.5	6	2 *U*		5 *U*	5 *U*
ONONDA96	909	SO7	7/8/1996	SMB	16.3	8	2 *U*		5 *U*	5 *U*
ONONDA96	353	SO7	6/27/1996	SMB	16.4	6	2		5 *U*	5 *U*
ONONDA96	905	SO7	7/8/1996	SMB	16.4	7	3		5 *U*	5 *U*
ONONDA96	351	SO7	6/27/1996	SMB	16.5	7	3 *U*		5 *U*	5 *U*
ONONDA96	365	SO7	7/2/1996	SMB	16.6	6	2		5 *U*	5
ONONDA96	908	SO7	7/8/1996	SMB	17.0	8	2		5 *U*	5 *U*
ONONDA96	903	SO7	7/8/1996	SMB	17.2	7	5		5 *U*	7 *U*
ONONDA96	902	SO7	7/8/1996	SMB	17.3	6	2		5 *U*	5
ONONDA96	355	SO7	6/27/1996	SMB	17.6	7	3		5 *U*	5 *U*
ONONDA96	367	SO7	7/2/1996	SMB	17.8	8	3		5 *U*	5 *U*
ONONDA97	4559	SO7	6/30/1997	LMB	14.6	10	5 *U*		5 *U*	5 *U*
ONONDA97	4575	SO7	6/30/1997	LMB	15.3	12	14		5 *U*	5 *U*
ONONDA97	4560	SO7	6/30/1997	LMB	15.5	9	2		5 *U*	5 *U*
ONONDA97	4566	SO7	6/30/1997	LMB	15.7	9	4		5 *U*	5 *U*
ONONDA97	4561	SO7	6/30/1997	LMB	18.3	12	2		5 *U*	5 *U*
ONONDA97	4144	SO7	7/3/1997	SMB	13.0	9	3		5 *U*	5 *U*
ONONDA97	4145	SO7	7/3/1997	SMB	13.4	8	4 *U*		5 *U*	5 *U*
ONONDA97	4146	SO7	7/3/1997	SMB	14.1	8	2 *U*		5 *U*	5 *U*
ONONDA97	4140	SO7	7/1/1997	SMB	15.5	10	4		5 *U*	5 *U*
ONONDA97	4136	SO7	7/1/1997	SMB	15.6	9	4		5 *U*	5 *U*
ONONDA97	2894	SO7	7/1/1997	SMB	17.4	8	7		5 *U*	5 *U*
ONONDA97	4676	SO7	6/30/1997	SMB	17.6	8	2		5 *U*	5 *U*
ONONDA97	4653	SO7	6/30/1997	WPERCH	10.5	6	4		5 *U*	5 *U*
ONONDA97	4654	SO7	6/30/1997	WPERCH	10.4	6	10		5 *U*	5 *U*
ONONDA97	4694	SO7	6/30/1997	WPERCH	12.1	8	8		5	5 *U*
ONONDA97	4696	SO7	6/30/1997	WPERCH	11.9	8	10		6 *U*	5 *U*
ONONDA97	4699	SO7	6/30/1997	WPERCH	11.6	8	4		5 *U*	5 *U*
ONONDA98	774640	SO7	7/28/1998	CATFISH	14.8	NA	5 *U*		6	5
ONONDA98	774638	SO7	7/28/1998	CATFISH	14.8	NA	14		13	13
ONONDA98	774639	SO7	7/28/1998	CATFISH	17.6	NA	7		5	5 *U*

Table A-1B. (cont.)

Survey	Sample Number	Survey Station	Date	Species	Length (in)	Age (yrs)	Total Chlordane Constituents: cis-Nonachlor (µg/kg-ww)	Total Chlordane Constituents: Trans-nonachlor (µg/kg-ww)	Total Chlordane Constituents: Oxy-chlordane (µg/kg-ww)	Total Chlordane[2] (µg/kg-ww)
ONONDA96	335	SO7	7/2/1996	LMB	15.5	7		5 *U*	10 *U*	5 *U*
ONONDA96	337	SO7	7/2/1996	LMB	15.5	6		5 *U*	10 *U*	5 *U*
ONONDA96	909	SO7	7/8/1996	SMB	16.3	8		5 *U*	10 *U*	5 *U*
ONONDA96	353	SO7	6/27/1996	SMB	16.4	6		5 *U*	10 *U*	5 *U*
ONONDA96	905	SO7	7/8/1996	SMB	16.4	7		5 *U*	10 *U*	5 *U*
ONONDA96	351	SO7	6/27/1996	SMB	16.5	7		5 *U*	10 *U*	5 *U*
ONONDA96	365	SO7	7/2/1996	SMB	16.6	6		5 *U*	10 *U*	5
ONONDA96	908	SO7	7/8/1996	SMB	17.0	8		5 *U*	10 *U*	5 *U*
ONONDA96	903	SO7	7/8/1996	SMB	17.2	7		5 *U*	10 *U*	7 *U*
ONONDA96	902	SO7	7/8/1996	SMB	17.3	6		5	10 *U*	10
ONONDA96	355	SO7	6/27/1996	SMB	17.6	7		5 *U*	10 *U*	5 *U*
ONONDA96	367	SO7	7/2/1996	SMB	17.8	8		5 *U*	10 *U*	5 *U*
ONONDA97	4559	SO7	6/30/1997	LMB	14.6	10		5 *U*	10 *U*	5 *U*
ONONDA97	4575	SO7	6/30/1997	LMB	15.3	12		5 *U*	10 *U*	5 *U*
ONONDA97	4560	SO7	6/30/1997	LMB	15.5	9		5 *U*	10 *U*	5 *U*
ONONDA97	4566	SO7	6/30/1997	LMB	15.7	9		5 *U*	10 *U*	5 *U*
ONONDA97	4561	SO7	6/30/1997	LMB	18.3	12		5 *U*	10 *U*	5 *U*
ONONDA97	4144	SO7	7/3/1997	SMB	13.0	9		5 *U*	10 *U*	5 *U*
ONONDA97	4145	SO7	7/3/1997	SMB	13.4	8		5 *U*	10 *U*	5 *U*
ONONDA97	4146	SO7	7/3/1997	SMB	14.1	8		5 *U*	10 *U*	5 *U*
ONONDA97	4140	SO7	7/1/1997	SMB	15.5	10		5 *U*	10 *U*	5 *U*
ONONDA97	4136	SO7	7/1/1997	SMB	15.6	9		5 *U*	10 *U*	5 *U*
ONONDA97	2894	SO7	7/1/1997	SMB	17.4	8		5 *U*	10 *U*	5 *U*
ONONDA97	4676	SO7	6/30/1997	SMB	17.6	8		5	10 *U*	5
ONONDA97	4653	SO7	6/30/1997	WPERCH	10.5	6		5 *U*	10 *U*	5 *U*
ONONDA97	4654	SO7	6/30/1997	WPERCH	10.4	6		5 *U*	10 *U*	5 *U*
ONONDA97	4694	SO7	6/30/1997	WPERCH	12.1	8		5 *U*	10 *U*	5
ONONDA97	4696	SO7	6/30/1997	WPERCH	11.9	8		5 *U*	10 *U*	5 *U*
ONONDA97	4699	SO7	6/30/1997	WPERCH	11.6	8		5 *U*	10 *U*	5 *U*
ONONDA98	774640	SO7	7/28/1998	CATFISH	14.8	NA		7	10 *U*	18
ONONDA98	774638	SO7	7/28/1998	CATFISH	14.8	NA		13	10 *U*	39
ONONDA98	774639	SO7	7/28/1998	CATFISH	17.6	NA		11	10 *U*	16

Table A-1B. (cont.)

Survey	Sample Number	Survey Station	Date	Species	Length (in)	Age (yrs)	Hexachloro-benzene (µg/kg-ww)	Aldrin (µg/kg-ww)	Endosulfan I (µg/kg-ww)	Endosulfan II (µg/kg-ww)	Endosulfan sulfate (µg/kg-ww)
ONONDA98	774637	SO7	7/28/1998	CATFISH	17.8	NA	4 *U*				
ONONDA98	774636	SO7	7/28/1998	CATFISH	18.2	NA	56				
ONONDA98	130557	SO7	6/22/1998	LMB	15.0	8	3				
ONONDA98	130554	SO7	6/22/1998	LMB	15.7	9	2				
ONONDA98	130799	SO7	6/17/1998	LMB	16.1	8	3				
ONONDA98	130555	SO7	6/22/1998	LMB	16.1	10	2				
ONONDA98	774635	SO7	7/28/1998	LMB	16.4	8	2				
ONONDA98	130567	SO7	6/22/1998	NPIKE	35.5	7	17 *U*				
ONONDA98	130563	SO7	6/22/1998	SMB	13.4	7	5				
ONONDA98	130823	SO7	6/17/1998	SMB	14.4	7	3				
ONONDA98	130562	SO7	6/22/1998	SMB	15.1	7	12				
ONONDA98	130560	SO7	6/22/1998	SMB	15.4	8	9				
ONONDA98	130819	SO7	6/17/1998	SMB	15.9	7	19				
ONONDA98	130561	SO7	6/22/1998	SMB	16.1	8	2				
ONONDA98	130818	SO7	6/17/1998	SMB	16.6	7	6				
ONONDA98	130889	SO7	6/18/1998	WALLEYE	16.8	NA	4				
ONONDA98	130553	SO7	6/22/1998	WALLEYE	18.8	5	15 *U*				
ONONDA98	130795	SO7	6/17/1998	WALLEYE	22.9	8	10				
ONONDA98	130796	SO7	6/17/1998	WALLEYE	23.3	5	13				
ONONDA98	130794	SO7	6/17/1998	WALLEYE	23.7	8	22				
ONONDA98	130833	SO7	6/17/1998	WPERCH	6.5	3	6				
ONONDA98	130837	SO7	6/17/1998	WPERCH	6.6	2	11				
ONONDA98	130838	SO7	6/17/1998	WPERCH	6.7	2	16				
ONONDA98	130834	SO7	6/17/1998	WPERCH	6.7	3	2				
ONONDA98	130835	SO7	6/17/1998	WPERCH	6.7	2	10				
ONONDAGAOCL9	138741	SO7	7/7/1999	CARP	18.0	NA	26	5 *U*	5 *U*	5 *U*	5 U
ONONDAGAOCL9	138743	SO7	7/7/1999	CARP	23.2	NA	39	5 *U*	5 *U*	5 *U*	5 U
ONONDAGAOCL9	138742	SO7	7/7/1999	CARP	24.8	NA	131	5 *U*	5 *U*	5 *U*	5 U
ONONDAGAOCL9	138709	SO7	6/24/1999	CARP	26.3	NA	69	5 *U*	5 *U*	5 *U*	5 U
ONONDAGAOCL9	138744	SO7	7/7/1999	CARP	26.4	NA	22	5 *U*	5 *U*	5 *U*	5 U
ONONDAGAOCL9	138773	SO7	7/16/1999	CATFISH	17.6	NA	3	5 *U*	5 *U*	5 *U*	5 U
ONONDAGAOCL9	138708	SO7	6/24/1999	CATFISH	18.1	NA	5	5 *U*	5 *U*	5 *U*	5 U

Table A-1B. (cont.)

Survey	Sample Number	Survey Station	Date	Species	Length (in)	Age (yrs)	alpha-BHC (µg/kg-ww)	beta-BHC (µg/kg-ww)	delta-BHC (µg/kg-ww)	gamma-BHC (Lindane) (µg/kg-ww)	Dieldrin (µg/kg-ww)	Endrin (µg/kg-ww)
ONONDA98	774637	SO7	7/28/1998	CATFISH	17.8	NA					10 *U*	5 *U*
ONONDA98	774636	SO7	7/28/1998	CATFISH	18.2	NA					12	5 *U*
ONONDA98	130557	SO7	6/22/1998	LMB	15.0	8					5	5 *U*
ONONDA98	130554	SO7	6/22/1998	LMB	15.7	9					5 *U*	5 *U*
ONONDA98	130799	SO7	6/17/1998	LMB	16.1	8					5 *U*	5 *U*
ONONDA98	130555	SO7	6/22/1998	LMB	16.1	10					5 *U*	5 *U*
ONONDA98	774635	SO7	7/28/1998	LMB	16.4	8					5	5 *U*
ONONDA98	130567	SO7	6/22/1998	NPIKE	35.5	7					6 *U*	5 *U*
ONONDA98	130563	SO7	6/22/1998	SMB	13.4	7					5	5 *U*
ONONDA98	130823	SO7	6/17/1998	SMB	14.4	7					5 *U*	5 *U*
ONONDA98	130562	SO7	6/22/1998	SMB	15.1	7					5 *U*	5 *U*
ONONDA98	130560	SO7	6/22/1998	SMB	15.4	8					8 *U*	5 *U*
ONONDA98	130819	SO7	6/17/1998	SMB	15.9	7					5 *U*	5 *U*
ONONDA98	130561	SO7	6/22/1998	SMB	16.1	8					5 *U*	5 *U*
ONONDA98	130818	SO7	6/17/1998	SMB	16.6	7					5 *U*	5 *U*
ONONDA98	130889	SO7	6/18/1998	WALLEYE	16.8	NA					5 *U*	5 *U*
ONONDA98	130553	SO7	6/22/1998	WALLEYE	18.8	5					5 *U*	5 *U*
ONONDA98	130795	SO7	6/17/1998	WALLEYE	22.9	8					5	5 *U*
ONONDA98	130796	SO7	6/17/1998	WALLEYE	23.3	5					6 *U*	5 *U*
ONONDA98	130794	SO7	6/17/1998	WALLEYE	23.7	8					6 *U*	5 *U*
ONONDA98	130833	SO7	6/17/1998	WPERCH	6.5	3					5 *U*	5 *U*
ONONDA98	130837	SO7	6/17/1998	WPERCH	6.6	2					6	5 *U*
ONONDA98	130838	SO7	6/17/1998	WPERCH	6.7	2					6 *U*	5 *U*
ONONDA98	130834	SO7	6/17/1998	WPERCH	6.7	3					5	5 *U*
ONONDA98	130835	SO7	6/17/1998	WPERCH	6.7	2					7	5 *U*
ONONDAGAOCL9	138741	SO7	7/7/1999	CARP	18.0	NA	5 *U*	5 *U*	5 *U*	5 *U*	5	5 *U*
ONONDAGAOCL9	138743	SO7	7/7/1999	CARP	23.2	NA	5 *U*	5 *U*	5 *U*	5 *U*	5 *U*	5 *U*
ONONDAGAOCL9	138742	SO7	7/7/1999	CARP	24.8	NA	5 *U*	5 *U*	5 *U*	5 *U*	5 *U*	5 *U*
ONONDAGAOCL9	138709	SO7	6/24/1999	CARP	26.3	NA	5 *U*	5 *U*	5 *U*	5 *U*	5 *U*	5 *U*
ONONDAGAOCL9	138744	SO7	7/7/1999	CARP	26.4	NA	5 *U*	5 *U*	5 *U*	5 *U*	5 *U*	5 *U*
ONONDAGAOCL9	138773	SO7	7/16/1999	CATFISH	17.6	NA	5 *U*	5 *U*	5 *U*	5 *U*	5 *U*	5 *U*
ONONDAGAOCL9	138708	SO7	6/24/1999	CATFISH	18.1	NA	5 *U*	5 *U*	5 *U*	5 *U*	5 *U*	5 *U*

Table A-1B. (cont.)

Survey	Sample Number	Survey Station	Date	Species	Length (in)	Age (yrs)	Endrin aldehyde (µg/kg-ww)	Endrin ketone (µg/kg-ww)	Heptachlor (µg/kg-ww)	Heptachlor epoxide (µg/kg-ww)	Mirex (µg/kg-ww)	Photomirex (µg/kg-ww)
ONONDA98	774637	SO7	7/28/1998	CATFISH	17.8	NA					2 *U*	5 *U*
ONONDA98	774636	SO7	7/28/1998	CATFISH	18.2	NA					2 *U*	5 *U*
ONONDA98	130557	SO7	6/22/1998	LMB	15.0	8					2 *U*	5 *U*
ONONDA98	130554	SO7	6/22/1998	LMB	15.7	9					2 *U*	5 *U*
ONONDA98	130799	SO7	6/17/1998	LMB	16.1	8					2 *U*	5 *U*
ONONDA98	130555	SO7	6/22/1998	LMB	16.1	10					2 *U*	5 *U*
ONONDA98	774635	SO7	7/28/1998	LMB	16.4	8					2	5 *U*
ONONDA98	130567	SO7	6/22/1998	NPIKE	35.5	7					2 *U*	5 *U*
ONONDA98	130563	SO7	6/22/1998	SMB	13.4	7					2 *U*	5 *U*
ONONDA98	130823	SO7	6/17/1998	SMB	14.4	7					2 *U*	5 *U*
ONONDA98	130562	SO7	6/22/1998	SMB	15.1	7					2 *U*	5 *U*
ONONDA98	130560	SO7	6/22/1998	SMB	15.4	8					2 *U*	5 *U*
ONONDA98	130819	SO7	6/17/1998	SMB	15.9	7					2 *U*	5 *U*
ONONDA98	130561	SO7	6/22/1998	SMB	16.1	8					2 *U*	5 *U*
ONONDA98	130818	SO7	6/17/1998	SMB	16.6	7					2 *U*	5 *U*
ONONDA98	130889	SO7	6/18/1998	WALLEYE	16.8	NA					2 *U*	5 *U*
ONONDA98	130553	SO7	6/22/1998	WALLEYE	18.8	5					2 *U*	5 *U*
ONONDA98	130795	SO7	6/17/1998	WALLEYE	22.9	8					2 *U*	5 *U*
ONONDA98	130796	SO7	6/17/1998	WALLEYE	23.3	5					2 *U*	5 *U*
ONONDA98	130794	SO7	6/17/1998	WALLEYE	23.7	8					2 *U*	5 *U*
ONONDA98	130833	SO7	6/17/1998	WPERCH	6.5	3					2 *U*	5 *U*
ONONDA98	130837	SO7	6/17/1998	WPERCH	6.6	2					2 *U*	5 *U*
ONONDA98	130838	SO7	6/17/1998	WPERCH	6.7	2					2 *U*	5 *U*
ONONDA98	130834	SO7	6/17/1998	WPERCH	6.7	3					2 *U*	5 *U*
ONONDA98	130835	SO7	6/17/1998	WPERCH	6.7	2					2 *U*	5 *U*
ONONDAGAOCL9	138741	SO7	7/7/1999	CARP	18.0	NA	5 *U*		5 U	5 *U*	2 *U*	5 *U*
ONONDAGAOCL9	138743	SO7	7/7/1999	CARP	23.2	NA	5 *U*		5 U	5 *U*	2 *U*	5 *U*
ONONDAGAOCL9	138742	SO7	7/7/1999	CARP	24.8	NA	5 *U*		5 U	5 *U*	2 *U*	5 *U*
ONONDAGAOCL9	138709	SO7	6/24/1999	CARP	26.3	NA	5 *U*		5 U	5 *U*	2 *U*	5 *U*
ONONDAGAOCL9	138744	SO7	7/7/1999	CARP	26.4	NA	5 *U*		5 U	5 *U*	2 *U*	5 *U*
ONONDAGAOCL9	138773	SO7	7/16/1999	CATFISH	17.6	NA	5 *U*		5 U	5 *U*	2	5 *U*
ONONDAGAOCL9	138708	SO7	6/24/1999	CATFISH	18.1	NA	5 *U*		5 U	5 *U*	2	5 *U*

Table A-1B. (cont.)

Survey	Sample Number	Survey Station	Date	Species	Length (in)	Age (yrs)	Methoxy-chlor (µg/kg-ww)	2,4'-DDD (µg/kg-ww)	2,4'-DDE (µg/kg-ww)	2,4'-DDT (µg/kg-ww)	4,4'-DDD (µg/kg-ww)	4,4'-DDE (µg/kg-ww)
ONONDA98	774637	SO7	7/28/1998	CATFISH	17.8	NA					15	60
ONONDA98	774636	SO7	7/28/1998	CATFISH	18.2	NA					37	102
ONONDA98	130557	SO7	6/22/1998	LMB	15.0	8					2	3
ONONDA98	130554	SO7	6/22/1998	LMB	15.7	9					3	8
ONONDA98	130799	SO7	6/17/1998	LMB	16.1	8					4	8
ONONDA98	130555	SO7	6/22/1998	LMB	16.1	10					2	3
ONONDA98	774635	SO7	7/28/1998	LMB	16.4	8					2	9
ONONDA98	130567	SO7	6/22/1998	NPIKE	35.5	7					16	27
ONONDA98	130563	SO7	6/22/1998	SMB	13.4	7					7	18
ONONDA98	130823	SO7	6/17/1998	SMB	14.4	7					4	8
ONONDA98	130562	SO7	6/22/1998	SMB	15.1	7					12	20
ONONDA98	130560	SO7	6/22/1998	SMB	15.4	8					9	17
ONONDA98	130819	SO7	6/17/1998	SMB	15.9	7					16	28
ONONDA98	130561	SO7	6/22/1998	SMB	16.1	8					8	16
ONONDA98	130818	SO7	6/17/1998	SMB	16.6	7					10	21
ONONDA98	130889	SO7	6/18/1998	WALLEYE	16.8	NA					5	14
ONONDA98	130553	SO7	6/22/1998	WALLEYE	18.8	5					9 *U*	12
ONONDA98	130795	SO7	6/17/1998	WALLEYE	22.9	8					11	37
ONONDA98	130796	SO7	6/17/1998	WALLEYE	23.3	5					7	9
ONONDA98	130794	SO7	6/17/1998	WALLEYE	23.7	8					16	37
ONONDA98	130833	SO7	6/17/1998	WPERCH	6.5	3					4	6
ONONDA98	130837	SO7	6/17/1998	WPERCH	6.6	2					8	11
ONONDA98	130838	SO7	6/17/1998	WPERCH	6.7	2					14	18
ONONDA98	130834	SO7	6/17/1998	WPERCH	6.7	3					2	3
ONONDA98	130835	SO7	6/17/1998	WPERCH	6.7	2					7	9
ONONDAGAOCL9	138741	SO7	7/7/1999	CARP	18.0	NA		5 *U*	5	5 *U*	3	6
ONONDAGAOCL9	138743	SO7	7/7/1999	CARP	23.2	NA		5 *U*	7 *U*	5 *U*	12	117
ONONDAGAOCL9	138742	SO7	7/7/1999	CARP	24.8	NA		5 *U*	24	5 *U*	44	190
ONONDAGAOCL9	138709	SO7	6/24/1999	CARP	26.3	NA		5 *U*	10 *U*	5 *U*	19	71
ONONDAGAOCL9	138744	SO7	7/7/1999	CARP	26.4	NA		5 *U*	5 *U*	5 *U*	14	55
ONONDAGAOCL9	138773	SO7	7/16/1999	CATFISH	17.6	NA		5 *U*	5 *U*	5 *U*	2	14
ONONDAGAOCL9	138708	SO7	6/24/1999	CATFISH	18.1	NA		5 *U*	5 *U*	5 *U*	4	15

Table A-1B. (cont.)

Survey	Sample Number	Survey Station	Date	Species	Length (in)	Age (yrs)	4,4'-DDT (µg/kg-ww)	Toxaphene (µg/kg-ww)	Total Chlordane Constituents: alpha (cis) - Chlordane (µg/kg-ww)	Total Chlordane Constituents: gamma (trans)- Chlordane (µg/kg-ww)
ONONDA98	774637	SO7	7/28/1998	CATFISH	17.8	NA	4		5	5
ONONDA98	774636	SO7	7/28/1998	CATFISH	18.2	NA	7		9 *U*	5 *U*
ONONDA98	130557	SO7	6/22/1998	LMB	15.0	8	2		5 *U*	5 *U*
ONONDA98	130554	SO7	6/22/1998	LMB	15.7	9	2 *U*		5 *U*	5 *U*
ONONDA98	130799	SO7	6/17/1998	LMB	16.1	8	2		5 *U*	5 *U*
ONONDA98	130555	SO7	6/22/1998	LMB	16.1	10	2 *U*		5 *U*	5 *U*
ONONDA98	774635	SO7	7/28/1998	LMB	16.4	8	2		5	5 *U*
ONONDA98	130567	SO7	6/22/1998	NPIKE	35.5	7	3 *U*		5 *U*	5 *U*
ONONDA98	130563	SO7	6/22/1998	SMB	13.4	7	4		5 *U*	5 *U*
ONONDA98	130823	SO7	6/17/1998	SMB	14.4	7	2		5 *U*	5 *U*
ONONDA98	130562	SO7	6/22/1998	SMB	15.1	7	5		5 *U*	5 *U*
ONONDA98	130560	SO7	6/22/1998	SMB	15.4	8	3		5 *U*	5 *U*
ONONDA98	130819	SO7	6/17/1998	SMB	15.9	7	7		5 *U*	5 *U*
ONONDA98	130561	SO7	6/22/1998	SMB	16.1	8	4		5 *U*	5 *U*
ONONDA98	130818	SO7	6/17/1998	SMB	16.6	7	4		5	5 *U*
ONONDA98	130889	SO7	6/18/1998	WALLEYE	16.8	NA	2		5 *U*	5 *U*
ONONDA98	130553	SO7	6/22/1998	WALLEYE	18.8	5	3 *U*		5 *U*	5 *U*
ONONDA98	130795	SO7	6/17/1998	WALLEYE	22.9	8	10		5 *U*	5 *U*
ONONDA98	130796	SO7	6/17/1998	WALLEYE	23.3	5	3		5 *U*	5 *U*
ONONDA98	130794	SO7	6/17/1998	WALLEYE	23.7	8	8		6	5 *U*
ONONDA98	130833	SO7	6/17/1998	WPERCH	6.5	3	3 *U*		5 *U*	5 *U*
ONONDA98	130837	SO7	6/17/1998	WPERCH	6.6	2	5		5	5 *U*
ONONDA98	130838	SO7	6/17/1998	WPERCH	6.7	2	7		5 *U*	5 *U*
ONONDA98	130834	SO7	6/17/1998	WPERCH	6.7	3	2		5 *U*	5 *U*
ONONDA98	130835	SO7	6/17/1998	WPERCH	6.7	2	4		5 *U*	5 *U*
ONONDAGAOCL9	138741	SO7	7/7/1999	CARP	18.0	NA	6		5	5
ONONDAGAOCL9	138743	SO7	7/7/1999	CARP	23.2	NA	49		5 *U*	5 *U*
ONONDAGAOCL9	138742	SO7	7/7/1999	CARP	24.8	NA	82		13 *U*	8 *U*
ONONDAGAOCL9	138709	SO7	6/24/1999	CARP	26.3	NA	52		5 *U*	5 *U*
ONONDAGAOCL9	138744	SO7	7/7/1999	CARP	26.4	NA	32		5	5 *U*
ONONDAGAOCL9	138773	SO7	7/16/1999	CATFISH	17.6	NA	9		5	5 *U*
ONONDAGAOCL9	138708	SO7	6/24/1999	CATFISH	18.1	NA	17		5 *U*	5 *U*

Table A-1B. (cont.)

Survey	Sample Number	Survey Station	Date	Species	Length (in)	Age (yrs)	Total Chlordane Constituents: cis-Nonachlor (µg/kg-ww)	Total Chlordane Constituents: Trans-nonachlor (µg/kg-ww)	Total Chlordane Constituents: Oxy-chlordane (µg/kg-ww)	Total Chlordane[2] (µg/kg-ww)
ONONDA98	774637	SO7	7/28/1998	CATFISH	17.8	NA		5	10 *U*	15
ONONDA98	774636	SO7	7/28/1998	CATFISH	18.2	NA		6 *U*	10 *U*	5 *U*
ONONDA98	130557	SO7	6/22/1998	LMB	15.0	8		5 *U*	10 *U*	5 *U*
ONONDA98	130554	SO7	6/22/1998	LMB	15.7	9		5 *U*	10 *U*	5 *U*
ONONDA98	130799	SO7	6/17/1998	LMB	16.1	8		5 *U*	10 *U*	5 *U*
ONONDA98	130555	SO7	6/22/1998	LMB	16.1	10		5 *U*	10 *U*	5 *U*
ONONDA98	774635	SO7	7/28/1998	LMB	16.4	8		5	10 *U*	10 *U*
ONONDA98	130567	SO7	6/22/1998	NPIKE	35.5	7		5 *U*	10 *U*	5 *U*
ONONDA98	130563	SO7	6/22/1998	SMB	13.4	7		5 *U*	10 *U*	5 *U*
ONONDA98	130823	SO7	6/17/1998	SMB	14.4	7		5 *U*	10 *U*	5 *U*
ONONDA98	130562	SO7	6/22/1998	SMB	15.1	7		5 *U*	10 *U*	5 *U*
ONONDA98	130560	SO7	6/22/1998	SMB	15.4	8		5 *U*	10 *U*	5 *U*
ONONDA98	130819	SO7	6/17/1998	SMB	15.9	7		6 *U*	10 *U*	5 *U*
ONONDA98	130561	SO7	6/22/1998	SMB	16.1	8		5 *U*	10 *U*	5 *U*
ONONDA98	130818	SO7	6/17/1998	SMB	16.6	7		5	10 *U*	10
ONONDA98	130889	SO7	6/18/1998	WALLEYE	16.8	NA		5 *U*	10 *U*	5 *U*
ONONDA98	130553	SO7	6/22/1998	WALLEYE	18.8	5		5 *U*	10 *U*	5 *U*
ONONDA98	130795	SO7	6/17/1998	WALLEYE	22.9	8		5 *U*	10 *U*	5 *U*
ONONDA98	130796	SO7	6/17/1998	WALLEYE	23.3	5		5 *U*	10 *U*	5 *U*
ONONDA98	130794	SO7	6/17/1998	WALLEYE	23.7	8		5	10 *U*	11
ONONDA98	130833	SO7	6/17/1998	WPERCH	6.5	3		5 *U*	10 *U*	5 *U*
ONONDA98	130837	SO7	6/17/1998	WPERCH	6.6	2		5 *U*	10 *U*	5
ONONDA98	130838	SO7	6/17/1998	WPERCH	6.7	2		5 *U*	10 *U*	5 *U*
ONONDA98	130834	SO7	6/17/1998	WPERCH	6.7	3		5 *U*	10 *U*	5 *U*
ONONDA98	130835	SO7	6/17/1998	WPERCH	6.7	2		5 *U*	10 *U*	5 *U*
ONONDAGAOCL9	138741	SO7	7/7/1999	CARP	18.0	NA	5	5	6	26
ONONDAGAOCL9	138743	SO7	7/7/1999	CARP	23.2	NA	5 *U*	5 *U*	17	17
ONONDAGAOCL9	138742	SO7	7/7/1999	CARP	24.8	NA	13	13 *U*	48	61
ONONDAGAOCL9	138709	SO7	6/24/1999	CARP	26.3	NA	7 *U*	5 *U*	28	28
ONONDAGAOCL9	138744	SO7	7/7/1999	CARP	26.4	NA	5 *U*	5	18	28
ONONDAGAOCL9	138773	SO7	7/16/1999	CATFISH	17.6	NA	5 *U*	5 *U*	5	10
ONONDAGAOCL9	138708	SO7	6/24/1999	CATFISH	18.1	NA	5 *U*	5 *U*	5 *U*	5 *U*

Table A-1B. (cont.)

Survey	Sample Number	Survey Station	Date	Species	Length (in)	Age (yrs)	Hexachloro-benzene (µg/kg-ww)	Aldrin (µg/kg-ww)	Endosulfan I (µg/kg-ww)	Endosulfan II (µg/kg-ww)	Endosulfan sulfate (µg/kg-ww)
ONONDAGAOCL9	138745	SO7	7/7/1999	CATFISH	18.3	NA	10	5 *U*	5 *U*	5 *U*	5 U
ONONDAGAOCL9	138784	SO7	7/16/1999	CATFISH	18.9	NA	24	5 *U*	5 *U*	5 *U*	5 U
ONONDAGAOCL9	138783	SO7	7/16/1999	CATFISH	21.5	NA	14	5 *U*	5 *U*	5 *U*	5 U
ONONDAGAOCL9	138762	SO7	7/7/1999	LMB	13.6	6	2	5 *U*	5 *U*	5 *U*	5 U
ONONDAGAOCL9	138603	SO7	6/24/1999	LMB	15.1	8	2	5 *U*	5 *U*	5 *U*	5 U
ONONDAGAOCL9	138735	SO7	6/30/1999	LMB	15.2	6	3 *U*	5 *U*	5 *U*	5 *U*	5 U
ONONDAGAOCL9	138728	SO7	6/30/1999	LMB	16.0	6	2	5 *U*	5 *U*	5 *U*	5 U
ONONDAGAOCL9	138604	SO7	6/24/1999	LMB	17.3	7	8	5 *U*	5 *U*	5 *U*	5 U
ONONDAGAOCL9	138726	SO7	6/30/1999	LMB	17.8	7	3	5 *U*	5 *U*	5 *U*	5 U
ONONDAGAOCL9	138606	SO7	6/24/1999	LMB	18.3	9	2	5 *U*	5 *U*	5 *U*	5 U
ONONDAGAOCL9	138601	SO7	6/24/1999	LMB	18.5	8	3	5 *U*	5 *U*	5 *U*	5 U
ONONDAGAOCL9	138717	SO7	6/30/1999	SMB	16.7	8	4	5 *U*	5 *U*	5 *U*	5 U
ONONDAGAOCL9	138716	SO7	6/30/1999	SMB	17.3	9	2	5 *U*	5 *U*	5 *U*	5 U
ONONDAGAOCL9	138721	SO7	6/30/1999	SMB	17.5	7	2	5 *U*	5 *U*	5 *U*	5 U
ONONDAGAOCL9	138712	SO7	6/30/1999	SMB	17.5	9	3 *U*	5 *U*	5 *U*	5 *U*	5 U
ONONDAGAOCL9	138719	SO7	6/30/1999	SMB	17.7	8	3 *U*	5 *U*	5 *U*	5 *U*	5 U
ONONDAGAOCL9	138750	SO7	7/7/1999	WPERCH	6.5	NA	17	5 *U*	5 *U*	5 *U*	5 U
ONONDAGAOCL9	138747	SO7	7/7/1999	WPERCH	6.8	NA	19	5 *U*	5 *U*	5 *U*	5 U
ONONDAGAOCL9	138749	SO7	7/7/1999	WPERCH	7.4	NA	10	5 *U*	5 *U*	5 *U*	5 U
ONONDAGAOCL9	128748	SO7	7/7/1999	WPERCH	8.0	NA	13	5 *U*	5 *U*	5 *U*	5 U
ONONDAGAOCL9	138746	SO7	7/7/1999	WPERCH	8.0	NA	37	5 *U*	5 *U*	5 *U*	5 U
ONON2A	WB0034F	Lake	9/22/2000	BLUEGILL	7.4	3	8.7 [1]	2 *U*	1 *U*	1 *U*	2 U
ONON2A	WB0035F	Lake	9/22/2000	BLUEGILL	6.9	4	2.7 [1]	1 *U*	1 *U*	1 *U*	1 U
ONON2A	WB0036F	Lake	9/22/2000	CATFISH	21.1	12	12 [1]	1 *U*	2 *U*	10 *U*	4 U
ONON2A	WB0037F	Lake	9/22/2000	CATFISH	19.8	9	52 [1]	10 *U*	10 *U*	10 *U*	10 U
ONON2A	WB0043F	Lake	9/20/2000	CARP	22.2	7	29 [1]	1 *U*	1 *U*	10 *U*	10 U
ONON2A	WB0044F	Lake	9/20/2000	CARP	23.7	8	20 [1]	3	1 *U*	10 *U*	3 U
ONON2A	WB0045F	Lake	9/20/2000	CARP	22.6	7	170 [1]	10 *U*	10 *U*	10 *U*	10 U
NYSDEC-2000	9650573	Lake	6/14/2000	LMB	15.4	5	8	5 *U*	5 *U*		5 U
NYSDEC-2000	9650543	Lake	6/19/2000	LMB	15.6	5	2 *U*	5 *U*	5 *U*		5 U
NYSDEC-2000	9650564	Lake	6/14/2000	LMB	15.7	5	2 *U*	5 *U*	5 *U*		5 U
NYSDEC-2000	9650526	Lake	6/19/2000	LMB	15.7	5	6	5 *U*	5 *U*		5 U

Table A-1B. (cont.)

Survey	Sample Number	Survey Station	Date	Species	Length (in)	Age (yrs)	alpha-BHC (µg/kg-ww)	beta-BHC (µg/kg-ww)	delta-BHC (µg/kg-ww)	gamma-BHC (Lindane) (µg/kg-ww)	Dieldrin (µg/kg-ww)	Endrin (µg/kg-ww)
ONONDAGAOCL9	138745	SO7	7/7/1999	CATFISH	18.3	NA	5 *U*	5 *U*	5 *U*	5 *U*	5 *U*	5 *U*
ONONDAGAOCL9	138784	SO7	7/16/1999	CATFISH	18.9	NA	5 *U*	5 *U*	5 *U*	5 *U*	5 *U*	5 *U*
ONONDAGAOCL9	138783	SO7	7/16/1999	CATFISH	21.5	NA	5 *U*	5 *U*	5 *U*	5 *U*	5 *U*	5 *U*
ONONDAGAOCL9	138762	SO7	7/7/1999	LMB	13.6	6	5 *U*	5 *U*	5 *U*	5 *U*	5 *U*	5 *U*
ONONDAGAOCL9	138603	SO7	6/24/1999	LMB	15.1	8	5 *U*	5 *U*	5 *U*	5 *U*	5 *U*	5 *U*
ONONDAGAOCL9	138735	SO7	6/30/1999	LMB	15.2	6	5 *U*	5 *U*	5 *U*	5 *U*	5 *U*	5 *U*
ONONDAGAOCL9	138728	SO7	6/30/1999	LMB	16.0	6	5 *U*	5 *U*	5 *U*	5 *U*	5 *U*	5 *U*
ONONDAGAOCL9	138604	SO7	6/24/1999	LMB	17.3	7	5 *U*	5 *U*	5 *U*	5 *U*	5 *U*	5 *U*
ONONDAGAOCL9	138726	SO7	6/30/1999	LMB	17.8	7	5 *U*	5 *U*	5 *U*	5 *U*	5 *U*	5 *U*
ONONDAGAOCL9	138606	SO7	6/24/1999	LMB	18.3	9	5 *U*	5 *U*	5 *U*	5 *U*	5 *U*	5 *U*
ONONDAGAOCL9	138601	SO7	6/24/1999	LMB	18.5	8	5 *U*	5 *U*	5 *U*	5 *U*	5 *U*	5 *U*
ONONDAGAOCL9	138717	SO7	6/30/1999	SMB	16.7	8	5 *U*	5 *U*	5 *U*	5 *U*	5 *U*	5 *U*
ONONDAGAOCL9	138716	SO7	6/30/1999	SMB	17.3	9	5 *U*	5 *U*	5 *U*	5 *U*	5 *U*	5 *U*
ONONDAGAOCL9	138721	SO7	6/30/1999	SMB	17.5	7	5 *U*	5 *U*	5 *U*	5 *U*	5 *U*	5 *U*
ONONDAGAOCL9	138712	SO7	6/30/1999	SMB	17.5	9	5 *U*	5 *U*	5 *U*	5 *U*	5 *U*	5 *U*
ONONDAGAOCL9	138719	SO7	6/30/1999	SMB	17.7	8	5 *U*	5 *U*	5 *U*	5 *U*	5 *U*	5 *U*
ONONDAGAOCL9	138750	SO7	7/7/1999	WPERCH	6.5	NA	5 *U*	5 *U*	5 *U*	5 *U*	5	5 *U*
ONONDAGAOCL9	138747	SO7	7/7/1999	WPERCH	6.8	NA	5 *U*	5 *U*	5 *U*	5 *U*	5	5 *U*
ONONDAGAOCL9	138749	SO7	7/7/1999	WPERCH	7.4	NA	5 *U*	5 *U*	5 *U*	5 *U*	5	5 *U*
ONONDAGAOCL9	128748	SO7	7/7/1999	WPERCH	8.0	NA	5 *U*	5 *U*	5 *U*	5 *U*	5 *U*	5 *U*
ONONDAGAOCL9	138746	SO7	7/7/1999	WPERCH	8.0	NA	5 *U*	5 *U*	5 *U*	5 *U*	5 *U*	5 *U*
ONON2A	WB0034F	Lake	9/22/2000	BLUEGILL	7.4	3	1 *U*	1 *U*	1 *U*	1 *U*	5.9	3.6
ONON2A	WB0035F	Lake	9/22/2000	BLUEGILL	6.9	4	1 *U*	2 *U*	1 *U*	1 *U*	3.7	1.6
ONON2A	WB0036F	Lake	9/22/2000	CATFISH	21.1	12	1 *U*	1 *U*	1 *U*	1 *U*	14	6.2 *J*
ONON2A	WB0037F	Lake	9/22/2000	CATFISH	19.8	9	10 *U*	10 *U*	10 *U*	10 *U*	42 *J*	21 *J*
ONON2A	WB0043F	Lake	9/20/2000	CARP	22.2	7	1 *U*	1 *U*	1 *U*	1 *U*	7.4 *J*	7.2 *J*
ONON2A	WB0044F	Lake	9/20/2000	CARP	23.7	8	1 *U*	1 *U*	1 *U*	1.5	14	6.5
ONON2A	WB0045F	Lake	9/20/2000	CARP	22.6	7	10 *U*	10 *U*	10 *U*	10 *U*	13	10 *J*
NYSDEC-2000	9650573	Lake	6/14/2000	LMB	15.4	5	5 *U*	5 *U*	5 *U*	5 *U*	5 *U*	5 *U*
NYSDEC-2000	9650543	Lake	6/19/2000	LMB	15.6	5	5 *U*	5 *U*	5 *U*	5 *U*	5 *U*	5 *U*
NYSDEC-2000	9650564	Lake	6/14/2000	LMB	15.7	5	5 *U*	5 *U*	5 *U*	5 *U*	5 *U*	5 *U*
NYSDEC-2000	9650526	Lake	6/19/2000	LMB	15.7	5	5 *U*	5 *U*	5 *U*	5 *U*	5 *U*	5 *U*

Table A-1B. (cont.)

Survey	Sample Number	Survey Station	Date	Species	Length (in)	Age (yrs)	Endrin aldehyde (µg/kg-ww)	Endrin ketone (µg/kg-ww)	Heptachlor (µg/kg-ww)	Heptachlor epoxide (µg/kg-ww)	Mirex (µg/kg-ww)	Photomirex (µg/kg-ww)
ONONDAGAOCL9	138745	SO7	7/7/1999	CATFISH	18.3	NA	5 *U*		5 U	5 *U*	2 *U*	5 *U*
ONONDAGAOCL9	138784	SO7	7/16/1999	CATFISH	18.9	NA	5 *U*		5 U	5 *U*	2 *U*	5 *U*
ONONDAGAOCL9	138783	SO7	7/16/1999	CATFISH	21.5	NA	5 *U*		5 U	5 *U*	2 *U*	5 *U*
ONONDAGAOCL9	138762	SO7	7/7/1999	LMB	13.6	6	5 *U*		5 U	5 *U*	2 *U*	5
ONONDAGAOCL9	138603	SO7	6/24/1999	LMB	15.1	8	5 *U*		5 U	5 *U*	2 *U*	5 *U*
ONONDAGAOCL9	138735	SO7	6/30/1999	LMB	15.2	6	5 *U*		5 U	9	2 *U*	5 *U*
ONONDAGAOCL9	138728	SO7	6/30/1999	LMB	16.0	6	5 *U*		5 U	5	2 *U*	5 *U*
ONONDAGAOCL9	138604	SO7	6/24/1999	LMB	17.3	7	5 *U*		5 U	5	2 *U*	5 *U*
ONONDAGAOCL9	138726	SO7	6/30/1999	LMB	17.8	7	5 *U*		5 U	10	2 *U*	5 *U*
ONONDAGAOCL9	138606	SO7	6/24/1999	LMB	18.3	9	5 *U*		5 U	5	2 *U*	5 *U*
ONONDAGAOCL9	138601	SO7	6/24/1999	LMB	18.5	8	5 *U*		5 U	9 *U*	2 *U*	5 *U*
ONONDAGAOCL9	138717	SO7	6/30/1999	SMB	16.7	8	5 *U*		5 U	5 *U*	2 *U*	5 *U*
ONONDAGAOCL9	138716	SO7	6/30/1999	SMB	17.3	9	5 *U*		5 U	5 *U*	2 *U*	5 *U*
ONONDAGAOCL9	138721	SO7	6/30/1999	SMB	17.5	7	5 *U*		5 U	5	2 *U*	5 *U*
ONONDAGAOCL9	138712	SO7	6/30/1999	SMB	17.5	9	5 *U*		5 U	5 *U*	2 *U*	5 *U*
ONONDAGAOCL9	138719	SO7	6/30/1999	SMB	17.7	8	5 *U*		5 U	5 *U*	2 *U*	5 *U*
ONONDAGAOCL9	138750	SO7	7/7/1999	WPERCH	6.5	NA	5 *U*		5 U	5 *U*	2 *U*	5 *U*
ONONDAGAOCL9	138747	SO7	7/7/1999	WPERCH	6.8	NA	5 *U*		5 U	5 *U*	2 *U*	5 *U*
ONONDAGAOCL9	138749	SO7	7/7/1999	WPERCH	7.4	NA	5 *U*		5 U	5 *U*	2 *U*	5 *U*
ONONDAGAOCL9	128748	SO7	7/7/1999	WPERCH	8.0	NA	5 *U*		5 U	5 *U*	2 *U*	5 *U*
ONONDAGAOCL9	138746	SO7	7/7/1999	WPERCH	8.0	NA	5 *U*		5 U	5 *U*	2 *U*	5 *U*
ONON2A	WB0034F	Lake	9/22/2000	BLUEGILL	7.4	3	1.5 *U*	1.5 *U*	1 U	9 *U*		
ONON2A	WB0035F	Lake	9/22/2000	BLUEGILL	6.9	4	1 *U*	1 *U*	1 U	4 *U*		
ONON2A	WB0036F	Lake	9/22/2000	CATFISH	21.1	12	1 *U*	1 *U*	1 U	20 *U*		
ONON2A	WB0037F	Lake	9/22/2000	CATFISH	19.8	9	10 *U*	10 *U*	10 U	10 *U*		
ONON2A	WB0043F	Lake	9/20/2000	CARP	22.2	7	1 *U*	1 *U*	1 U	6 *U*		
ONON2A	WB0044F	Lake	9/20/2000	CARP	23.7	8	5 *U*	2 *U*	1 U	15 *U*		
ONON2A	WB0045F	Lake	9/20/2000	CARP	22.6	7	25 *U*	10 *U*	10 U	20 *U*		
NYSDEC-2000	9650573	Lake	6/14/2000	LMB	15.4	5	5 *U*		5 U	5 *U*	2 *U*	5 *U*
NYSDEC-2000	9650543	Lake	6/19/2000	LMB	15.6	5	5 *U*		5 U	5 *U*	2 *U*	5 *U*
NYSDEC-2000	9650564	Lake	6/14/2000	LMB	15.7	5	5 *U*		5 U	5 *U*	2 *U*	5 *U*
NYSDEC-2000	9650526	Lake	6/19/2000	LMB	15.7	5	5 *U*		5 U	7	2 *U*	5 *U*

Table A-1B. (cont.)

Survey	Sample Number	Survey Station	Date	Species	Length (in)	Age (yrs)	Methoxy-chlor (µg/kg-ww)	2,4'-DDD (µg/kg-ww)	2,4'-DDE (µg/kg-ww)	2,4'-DDT (µg/kg-ww)	4,4'-DDD (µg/kg-ww)	4,4'-DDE (µg/kg-ww)
ONONDAGAOCL9	138745	SO7	7/7/1999	CATFISH	18.3	NA		5	5	5 *U*	14	37
ONONDAGAOCL9	138784	SO7	7/16/1999	CATFISH	18.9	NA		5 *U*	5 *U*	5 *U*	13	26
ONONDAGAOCL9	138783	SO7	7/16/1999	CATFISH	21.5	NA		5 *U*	5 *U*	5 *U*	12	41
ONONDAGAOCL9	138762	SO7	7/7/1999	LMB	13.6	6		5 *U*	5 *U*	5 *U*	2	9
ONONDAGAOCL9	138603	SO7	6/24/1999	LMB	15.1	8		5 *U*	5 *U*	5 *U*	5	21
ONONDAGAOCL9	138735	SO7	6/30/1999	LMB	15.2	6		5 *U*	5 *U*	5 *U*	5	20
ONONDAGAOCL9	138728	SO7	6/30/1999	LMB	16.0	6		5 *U*	5 *U*	5 *U*	4	18
ONONDAGAOCL9	138604	SO7	6/24/1999	LMB	17.3	7		5 *U*	5 *U*	5 *U*	12	52
ONONDAGAOCL9	138726	SO7	6/30/1999	LMB	17.8	7		5 *U*	5 *U*	5 *U*	7	33
ONONDAGAOCL9	138606	SO7	6/24/1999	LMB	18.3	9		5 *U*	5 *U*	5 *U*	4	16
ONONDAGAOCL9	138601	SO7	6/24/1999	LMB	18.5	8		5 *U*	5 *U*	5 *U*	6	20
ONONDAGAOCL9	138717	SO7	6/30/1999	SMB	16.7	8		5 *U*	5 *U*	5 *U*	10	34
ONONDAGAOCL9	138716	SO7	6/30/1999	SMB	17.3	9		5 *U*	5 *U*	5 *U*	4	12
ONONDAGAOCL9	138721	SO7	6/30/1999	SMB	17.5	7		5 *U*	5 *U*	5 *U*	2	8
ONONDAGAOCL9	138712	SO7	6/30/1999	SMB	17.5	9		5 *U*	5 *U*	5 *U*	8	29
ONONDAGAOCL9	138719	SO7	6/30/1999	SMB	17.7	8		5 *U*	5 *U*	5 *U*	6	19
ONONDAGAOCL9	138750	SO7	7/7/1999	WPERCH	6.5	NA		5 *U*	5	5 *U*	8	14
ONONDAGAOCL9	138747	SO7	7/7/1999	WPERCH	6.8	NA		5	5	5 *U*	10	9
ONONDAGAOCL9	138749	SO7	7/7/1999	WPERCH	7.4	NA		5 *U*	5 *U*	5 *U*	5	8
ONONDAGAOCL9	128748	SO7	7/7/1999	WPERCH	8.0	NA		5 *U*	9	5 *U*	14	37
ONONDAGAOCL9	138746	SO7	7/7/1999	WPERCH	8.0	NA		5 *U*	9	5 *U*	16	18
ONON2A	WB0034F	Lake	9/22/2000	BLUEGILL	7.4	3	1 *U*				3.8	16
ONON2A	WB0035F	Lake	9/22/2000	BLUEGILL	6.9	4	1 *U*				1.4	7.6
ONON2A	WB0036F	Lake	9/22/2000	CATFISH	21.1	12	1 *U*				21	80
ONON2A	WB0037F	Lake	9/22/2000	CATFISH	19.8	9	10 *U*				52	140
ONON2A	WB0043F	Lake	9/20/2000	CARP	22.2	7	1 *U*				14	43
ONON2A	WB0044F	Lake	9/20/2000	CARP	23.7	8	10 *U*				34	100
ONON2A	WB0045F	Lake	9/20/2000	CARP	22.6	7	10 *U*				34	100
NYSDEC-2000	9650573	Lake	6/14/2000	LMB	15.4	5		5 *U*	5 *U*	5 *U*	4	8
NYSDEC-2000	9650543	Lake	6/19/2000	LMB	15.6	5		5 *U*	5 *U*	5 *U*	2 *U*	5
NYSDEC-2000	9650564	Lake	6/14/2000	LMB	15.7	5		5 *U*	5 *U*	5 *U*	2 *U*	3
NYSDEC-2000	9650526	Lake	6/19/2000	LMB	15.7	5		5 *U*	5 *U*	5 *U*	5	13

Table A-1B. (cont.)

Survey	Sample Number	Survey Station	Date	Species	Length (in)	Age (yrs)	4,4'-DDT (µg/kg-ww)	Toxaphene (µg/kg-ww)	Total Chlordane Constituents: alpha (cis) - Chlordane (µg/kg-ww)	Total Chlordane Constituents: gamma (trans)- Chlordane (µg/kg-ww)
ONONDAGAOCL9	138745	SO7	7/7/1999	CATFISH	18.3	NA	32		5	5 *U*
ONONDAGAOCL9	138784	SO7	7/16/1999	CATFISH	18.9	NA	15		5 *U*	5 *U*
ONONDAGAOCL9	138783	SO7	7/16/1999	CATFISH	21.5	NA	7		5	5 *U*
ONONDAGAOCL9	138762	SO7	7/7/1999	LMB	13.6	6	7 *U*		5 *U*	5 *U*
ONONDAGAOCL9	138603	SO7	6/24/1999	LMB	15.1	8	12		5 *U*	5 *U*
ONONDAGAOCL9	138735	SO7	6/30/1999	LMB	15.2	6	11		5 *U*	5 *U*
ONONDAGAOCL9	138728	SO7	6/30/1999	LMB	16.0	6	6		5 *U*	5 *U*
ONONDAGAOCL9	138604	SO7	6/24/1999	LMB	17.3	7	20		5 *U*	5 *U*
ONONDAGAOCL9	138726	SO7	6/30/1999	LMB	17.8	7	12		5 *U*	5 *U*
ONONDAGAOCL9	138606	SO7	6/24/1999	LMB	18.3	9	7		5 *U*	5 *U*
ONONDAGAOCL9	138601	SO7	6/24/1999	LMB	18.5	8	9		5 *U*	5 *U*
ONONDAGAOCL9	138717	SO7	6/30/1999	SMB	16.7	8	21		5 *U*	5 *U*
ONONDAGAOCL9	138716	SO7	6/30/1999	SMB	17.3	9	8		5 *U*	5 *U*
ONONDAGAOCL9	138721	SO7	6/30/1999	SMB	17.5	7	8		5 *U*	5 *U*
ONONDAGAOCL9	138712	SO7	6/30/1999	SMB	17.5	9	15		5 *U*	5 *U*
ONONDAGAOCL9	138719	SO7	6/30/1999	SMB	17.7	8	12		5 *U*	5 *U*
ONONDAGAOCL9	138750	SO7	7/7/1999	WPERCH	6.5	NA	18		5	5 *U*
ONONDAGAOCL9	138747	SO7	7/7/1999	WPERCH	6.8	NA	11		5	5 *U*
ONONDAGAOCL9	138749	SO7	7/7/1999	WPERCH	7.4	NA	11		5	5 *U*
ONONDAGAOCL9	128748	SO7	7/7/1999	WPERCH	8.0	NA	24		6 *U*	5 *U*
ONONDAGAOCL9	138746	SO7	7/7/1999	WPERCH	8.0	NA	36		6 *U*	5 *U*
ONON2A	WB0034F	Lake	9/22/2000	BLUEGILL	7.4	3	4.4 *J*	500 *U*	1 *U*	1 *U*
ONON2A	WB0035F	Lake	9/22/2000	BLUEGILL	6.9	4	1.6 *J*	50 *U*	1 *U*	1 *U*
ONON2A	WB0036F	Lake	9/22/2000	CATFISH	21.1	12	7.4 *J*	1,000 *U*	1 *U*	1.1 *J*
ONON2A	WB0037F	Lake	9/22/2000	CATFISH	19.8	9	16 *J*	2,000 *U*	10 *U*	10 *U*
ONON2A	WB0043F	Lake	9/20/2000	CARP	22.2	7	6.1 *J*	500 *U*	2.6 *J*	1.4 *J*
ONON2A	WB0044F	Lake	9/20/2000	CARP	23.7	8	5.3	500 *U*	6.9	4.4
ONON2A	WB0045F	Lake	9/20/2000	CARP	22.6	7	7.6 *J*	500 *U*	10 *U*	10 *U*
NYSDEC-2000	9650573	Lake	6/14/2000	LMB	15.4	5	4		5 *U*	5 *U*
NYSDEC-2000	9650543	Lake	6/19/2000	LMB	15.6	5	2		5 *U*	5 *U*
NYSDEC-2000	9650564	Lake	6/14/2000	LMB	15.7	5	2		5 *U*	5 *U*
NYSDEC-2000	9650526	Lake	6/19/2000	LMB	15.7	5	6		5 *U*	5 *U*

Table A-1B. (cont.)

Survey	Sample Number	Survey Station	Date	Species	Length (in)	Age (yrs)	Total Chlordane Constituents: cis-Nonachlor (µg/kg-ww)	Total Chlordane Constituents: Trans-nonachlor (µg/kg-ww)	Total Chlordane Constituents: Oxy-chlordane (µg/kg-ww)	Total Chlordane[2] (µg/kg-ww)
ONONDAGAOCL9	138745	SO7	7/7/1999	CATFISH	18.3	NA	5	5 *U*	25	35
ONONDAGAOCL9	138784	SO7	7/16/1999	CATFISH	18.9	NA	5 *U*	5 *U*	21	21
ONONDAGAOCL9	138783	SO7	7/16/1999	CATFISH	21.5	NA	5 *U*	5 *U*	23	28
ONONDAGAOCL9	138762	SO7	7/7/1999	LMB	13.6	6	5 *U*	5 *U*	7 *U*	5 *U*
ONONDAGAOCL9	138603	SO7	6/24/1999	LMB	15.1	8	5 *U*	5 *U*	6	6
ONONDAGAOCL9	138735	SO7	6/30/1999	LMB	15.2	6	5 *U*	5 *U*	11	11
ONONDAGAOCL9	138728	SO7	6/30/1999	LMB	16.0	6	5 *U*	5 *U*	6	6
ONONDAGAOCL9	138604	SO7	6/24/1999	LMB	17.3	7	5 *U*	5 *U*	13	13
ONONDAGAOCL9	138726	SO7	6/30/1999	LMB	17.8	7	5 *U*	5 *U*	12	12
ONONDAGAOCL9	138606	SO7	6/24/1999	LMB	18.3	9	5 *U*	5 *U*	6	6
ONONDAGAOCL9	138601	SO7	6/24/1999	LMB	18.5	8	5 *U*	5 *U*	10	10
ONONDAGAOCL9	138717	SO7	6/30/1999	SMB	16.7	8	5 *U*	5 *U*	13	13
ONONDAGAOCL9	138716	SO7	6/30/1999	SMB	17.3	9	5 *U*	5 *U*	5	5
ONONDAGAOCL9	138721	SO7	6/30/1999	SMB	17.5	7	5 *U*	5 *U*	5	5
ONONDAGAOCL9	138712	SO7	6/30/1999	SMB	17.5	9	5 *U*	5 *U*	10 *U*	5 *U*
ONONDAGAOCL9	138719	SO7	6/30/1999	SMB	17.7	8	5 *U*	5 *U*	7	7
ONONDAGAOCL9	138750	SO7	7/7/1999	WPERCH	6.5	NA	5	5	18	33
ONONDAGAOCL9	138747	SO7	7/7/1999	WPERCH	6.8	NA	5	5 *U*	14	24
ONONDAGAOCL9	138749	SO7	7/7/1999	WPERCH	7.4	NA	5 *U*	5 *U*	9	14
ONONDAGAOCL9	128748	SO7	7/7/1999	WPERCH	8.0	NA	5 *U*	5 *U*	29	29
ONONDAGAOCL9	138746	SO7	7/7/1999	WPERCH	8.0	NA	6 *U*	5 *U*	29	29
ONON2A	WB0034F	Lake	9/22/2000	BLUEGILL	7.4	3				1 *U*
ONON2A	WB0035F	Lake	9/22/2000	BLUEGILL	6.9	4				1 *U*
ONON2A	WB0036F	Lake	9/22/2000	CATFISH	21.1	12				1.1
ONON2A	WB0037F	Lake	9/22/2000	CATFISH	19.8	9				10 *U*
ONON2A	WB0043F	Lake	9/20/2000	CARP	22.2	7				4
ONON2A	WB0044F	Lake	9/20/2000	CARP	23.7	8				11.3
ONON2A	WB0045F	Lake	9/20/2000	CARP	22.6	7				10 *U*
NYSDEC-2000	9650573	Lake	6/14/2000	LMB	15.4	5	5 *U*	5 *U*	5 *U*	5 *U*
NYSDEC-2000	9650543	Lake	6/19/2000	LMB	15.6	5	5 *U*	5 *U*	5 *U*	5 *U*
NYSDEC-2000	9650564	Lake	6/14/2000	LMB	15.7	5	5 *U*	5 *U*	5 *U*	5 *U*
NYSDEC-2000	9650526	Lake	6/19/2000	LMB	15.7	5	5 *U*	5 *U*	5	5

Table A-1B. (cont.)

Survey	Sample Number	Survey Station	Date	Species	Length (in)	Age (yrs)	Hexachloro-benzene (µg/kg-ww)	Aldrin (µg/kg-ww)	Endosulfan I (µg/kg-ww)	Endosulfan II (µg/kg-ww)	Endosulfan sulfate (µg/kg-ww)
NYSDEC-2000	9650553	Lake	6/19/2000	LMB	16.3	5	2	5 *U*	5 *U*		5 U
NYSDEC-2000	138796	Lake	6/19/2000	SMB	12.5	6	2	5 *U*	5 *U*		5 U
NYSDEC-2000	9650560	Lake	6/19/2000	SMB	14.2	6	4	5 *U*	5 *U*		5 U
NYSDEC-2000	9650557	Lake	6/19/2000	SMB	14.7	5	4	5 *U*	5 *U*		5 U
NYSDEC-2000	9650556	Lake	6/19/2000	SMB	14.8	6	4	5 *U*	5 *U*		5 U
NYSDEC-2000	138787	Lake	6/19/2000	SMB	15.7	8	6	5 *U*	5 *U*		5 U

Table A-1B. (cont.)

Survey	Sample Number	Survey Station	Date	Species	Length (in)	Age (yrs)	alpha-BHC (µg/kg-ww)	beta-BHC (µg/kg-ww)	delta-BHC (µg/kg-ww)	gamma-BHC (Lindane) (µg/kg-ww)	Dieldrin (µg/kg-ww)	Endrin (µg/kg-ww)
NYSDEC-2000	9650553	Lake	6/19/2000	LMB	16.3	5	5 *U*	5 *U*	5 *U*	5 *U*	5 *U*	5 *U*
NYSDEC-2000	138796	Lake	6/19/2000	SMB	12.5	6	5 *U*	5 *U*	5 *U*	5 *U*	5 *U*	5 *U*
NYSDEC-2000	9650560	Lake	6/19/2000	SMB	14.2	6	5 *U*	5 *U*	5 *U*	5 *U*	5 *U*	5 *U*
NYSDEC-2000	9650557	Lake	6/19/2000	SMB	14.7	5	5 *U*	5 *U*	5 *U*	5 *U*	5 *U*	5 *U*
NYSDEC-2000	9650556	Lake	6/19/2000	SMB	14.8	6	5 *U*	5 *U*	5 *U*	5 *U*	5 *U*	5 *U*
NYSDEC-2000	138787	Lake	6/19/2000	SMB	15.7	8	5 *U*	5 *U*	5 *U*	5 *U*	5 *U*	5 *U*

Table A-1B. (cont.)

Survey	Sample Number	Survey Station	Date	Species	Length (in)	Age (yrs)	Endrin aldehyde (µg/kg-ww)	Endrin ketone (µg/kg-ww)	Heptachlor (µg/kg-ww)	Heptachlor epoxide (µg/kg-ww)	Mirex (µg/kg-ww)	Photomirex (µg/kg-ww)
NYSDEC-2000	9650553	Lake	6/19/2000	LMB	16.3	5	5 *U*		5 U	5 *U*	2 *U*	5 *U*
NYSDEC-2000	138796	Lake	6/19/2000	SMB	12.5	6	5 *U*		5 U	5 *U*	2 *U*	5 *U*
NYSDEC-2000	9650560	Lake	6/19/2000	SMB	14.2	6	5 *U*		5 U	5 *U*	2 *U*	5 *U*
NYSDEC-2000	9650557	Lake	6/19/2000	SMB	14.7	5	5 *U*		5 U	5 *U*	2 *U*	5 *U*
NYSDEC-2000	9650556	Lake	6/19/2000	SMB	14.8	6	5 *U*		5 U	5 *U*	2 *U*	5 *U*
NYSDEC-2000	138787	Lake	6/19/2000	SMB	15.7	8	5 *U*		5 U	5 *U*	2 *U*	5 *U*

Table A-1B. (cont.)

Survey	Sample Number	Survey Station	Date	Species	Length (in)	Age (yrs)	Methoxy-chlor (µg/kg-ww)	2,4'-DDD (µg/kg-ww)	2,4'-DDE (µg/kg-ww)	2,4'-DDT (µg/kg-ww)	4,4'-DDD (µg/kg-ww)	4,4'-DDE (µg/kg-ww)
NYSDEC-2000	9650553	Lake	6/19/2000	LMB	16.3	5		5 *U*	5 *U*	5 *U*	2 *U*	4
NYSDEC-2000	138796	Lake	6/19/2000	SMB	12.5	6		5 *U*	5 *U*	5 *U*	2	8
NYSDEC-2000	9650560	Lake	6/19/2000	SMB	14.2	6		5 *U*	5 *U*	5 *U*	2	6
NYSDEC-2000	9650557	Lake	6/19/2000	SMB	14.7	5		5 *U*	5 *U*	5 *U*	4	10
NYSDEC-2000	9650556	Lake	6/19/2000	SMB	14.8	6		5 *U*	5 *U*	5 *U*	3	10
NYSDEC-2000	138787	Lake	6/19/2000	SMB	15.7	8		5 *U*	5 *U*	5 *U*	7	26

Table A-1B. (cont.)

Survey	Sample Number	Survey Station	Date	Species	Length (in)	Age (yrs)	4,4'-DDT (µg/kg-ww)	Toxaphene (µg/kg-ww)	Total Chlordane Constituents: alpha (cis) - Chlordane (µg/kg-ww)	Total Chlordane Constituents: gamma (trans)- Chlordane (µg/kg-ww)
NYSDEC-2000	9650553	Lake	6/19/2000	LMB	16.3	5	2		5 *U*	5 *U*
NYSDEC-2000	138796	Lake	6/19/2000	SMB	12.5	6	2		5 *U*	5 *U*
NYSDEC-2000	9650560	Lake	6/19/2000	SMB	14.2	6	4		5 *U*	5 *U*
NYSDEC-2000	9650557	Lake	6/19/2000	SMB	14.7	5	5		5 *U*	5 *U*
NYSDEC-2000	9650556	Lake	6/19/2000	SMB	14.8	6	4		5 *U*	5 *U*
NYSDEC-2000	138787	Lake	6/19/2000	SMB	15.7	8	9		5 *U*	5 *U*

Table A-1B. (cont.)

Survey	Sample Number	Survey Station	Date	Species	Length (in)	Age (yrs)	Total Chlordane Constituents: cis-Nonachlor (µg/kg-ww)	Total Chlordane Constituents: Trans-nonachlor (µg/kg-ww)	Total Chlordane Constituents: Oxy-chlordane (µg/kg-ww)	Total Chlordane[2] (µg/kg-ww)
NYSDEC-2000	9650553	Lake	6/19/2000	LMB	16.3	5	5 *U*	5 *U*	5 *U*	5 *U*
NYSDEC-2000	138796	Lake	6/19/2000	SMB	12.5	6	5 *U*	5 *U*	5 *U*	5 *U*
NYSDEC-2000	9650560	Lake	6/19/2000	SMB	14.2	6	5 *U*	5 *U*	5 *U*	5 *U*
NYSDEC-2000	9650557	Lake	6/19/2000	SMB	14.7	5	5 *U*	5 *U*	5	5
NYSDEC-2000	9650556	Lake	6/19/2000	SMB	14.8	6	5 *U*	5 *U*	5 *U*	5 *U*
NYSDEC-2000	138787	Lake	6/19/2000	SMB	15.7	8	5 *U*	5	10	15

Notes:

[1] Honeywell 2000 data for hexachlorobenzene were analyzed using the GC/ECD method

[2] Total Chlordane is a calculated quantity, not a direct measurement

[3] Chlordane data reported as "cis" and "trans" converted to "alpha" and "gamma"

LMB - largemouth bass
NPIKE - northern pike
SMB - smallmouth bass
WPERCH - white perch

Table A-1C. Onondaga Lake Fish Fillets – PCB Data

Survey	Sample Number	Survey Station	Date	Species	Length (in)	Age (yrs)	Aroclor 1016 (µg/kg-ww)	Aroclor 1221 (µg/kg-ww)	Aroclor 1232 (µg/kg-ww)	Aroclor 1242 (µg/kg-ww)	Aroclor 1248 (µg/kg-ww)	Aroclor 1254 (µg/kg-ww)	Aroclor 1260 (µg/kg-ww)
NYSDEC-1992	1977	SO12	7/6/1992	SMB	13.9	6	279						
NYSDEC-1992	2011	SO12	7/7/1992	SMB	17.9	10	465						
NYSDEC-1992	2009	SO12	7/7/1992	SMB	17.2	9	485						
NYSDEC-1992	1980	SO12	7/6/1992	SMB	16.3	7	317						
NYSDEC-1992	2007	SO12	7/7/1992	SMB	13.0	6	134						
NYSDEC-1992	2013	SO12	7/7/1992	WALLEYE	18.1	9	369						
NYSDEC-1992	2021	SO12	7/7/1992	WALLEYE	26.2	8	1,011						
NYSDEC-1992	2018	SO12	7/7/1992	WALLEYE	21.3	7	468						
NYSDEC-1992	2020	SO12	7/7/1992	WALLEYE	22.5	9	1,607						
NYSDEC-1992	2019	SO12	7/7/1992	WALLEYE	21.7	6	443						
NYSDEC-1994	F2322	SO12	07/13/94	SMB	12.8	8							
NYSDEC-1994	F2325	SO12	07/13/94	SMB	14.0	6							
NYSDEC-1994	F2327	SO12	07/13/94	SMB	14.1	6							
NYSDEC-1994	F2330	SO12	07/13/94	SMB	14.2	6							
NYSDEC-1994	F2334	SO12	07/13/94	SMB	14.6	6							
NYSDEC-1994	F2338	SO12	07/13/94	SMB	15.4	7							
NYSDEC-1994	F2298	SO12	07/05/94	SMB	15.9	7							
NYSDEC-1994	F2340	SO12	07/13/94	SMB	16.1	8							
NYSDEC-1994	F2320	SO12	07/07/94	SMB	17.4	8							
NYSDEC-1994	F2342	SO12	07/13/94	SMB	19.2	8							
ONON96	NYCD334	SO7	7/2/1996	LMB	14.7	5	20 *U*						
ONON96	NYCD335	SO7	7/2/1996	LMB	15.5	7	39						
ONON96	NYCD337	SO7	7/2/1996	LMB	15.5	6	33						
ONON96	NYCD338	SO7	7/2/1996	LMB	15	6	20 *U*						
ONON96	NYCD349	SO7	7/2/1996	LMB	14.4	6	49						
ONON96	NYCD392	SO7	7/1/1996	LMB	14.6	9	32						
ONON96	NYCD396	SO7	7/1/1996	LMB	13.3	5	28						
ONON96	NYCD674	SO7	7/2/1996	LMB	13.5	5	20 *U*						
ONON96	NYCD694	SO7	7/2/1996	LMB	15	5	20 *U*						
ONON96	NYCD951	SO7	7/2/1996	LMB	13.9	6	20 *U*						
ONON96	NYCD353	SO7	6/27/1996	SMB	16.4	6	1,006						
ONON96	NYCD351	SO7	6/27/1996	SMB	16.5	7	1,060						
ONON96	NYCD355	SO7	6/27/1996	SMB	17.6	7	134						

Table A-1C. (cont.)

Survey	Sample Number	Survey Station	Date	Species	Length (in)	Age (yrs)	Aroclor 1268 (µg/kg-ww)	Aroclors 1254 & 1260 (µg/kg-ww)	Sum PCBs (µg/kg-ww)	Sum Low Molecular Weight PCBs (µg/kg-ww)	Sum High Molecular Weight PCBs (µg/kg-ww)
NYSDEC-1992	1977	SO12	7/6/1992	SMB	13.9	6		370	649	279	370
NYSDEC-1992	2011	SO12	7/7/1992	SMB	17.9	10		548	1,013	465	548
NYSDEC-1992	2009	SO12	7/7/1992	SMB	17.2	9		655	1,140	485	655
NYSDEC-1992	1980	SO12	7/6/1992	SMB	16.3	7		403	720	317	403
NYSDEC-1992	2007	SO12	7/7/1992	SMB	13.0	6		220	354	134	220
NYSDEC-1992	2013	SO12	7/7/1992	WALLEYE	18.1	9		306	675	369	306
NYSDEC-1992	2021	SO12	7/7/1992	WALLEYE	26.2	8		945	1,956	1,011	945
NYSDEC-1992	2018	SO12	7/7/1992	WALLEYE	21.3	7		466	934	468	466
NYSDEC-1992	2020	SO12	7/7/1992	WALLEYE	22.5	9		1,531	3,138	1,607	1,531
NYSDEC-1992	2019	SO12	7/7/1992	WALLEYE	21.7	6		319	762	443	319
NYSDEC-1994	F2322	SO12	07/13/94	SMB	12.8	8		158	158		158
NYSDEC-1994	F2325	SO12	07/13/94	SMB	14.0	6		377	377		377
NYSDEC-1994	F2327	SO12	07/13/94	SMB	14.1	6		568	568		568
NYSDEC-1994	F2330	SO12	07/13/94	SMB	14.2	6		390	390		390
NYSDEC-1994	F2334	SO12	07/13/94	SMB	14.6	6		460	460		460
NYSDEC-1994	F2338	SO12	07/13/94	SMB	15.4	7		797	797		797
NYSDEC-1994	F2298	SO12	07/05/94	SMB	15.9	7		987	987		987
NYSDEC-1994	F2340	SO12	07/13/94	SMB	16.1	8		1,197	1,197		1,197
NYSDEC-1994	F2320	SO12	07/07/94	SMB	17.4	8		1,128	1,128		1,128
NYSDEC-1994	F2342	SO12	07/13/94	SMB	19.2	8		632	632		632
ONON96	NYCD334	SO7	7/2/1996	LMB	14.7	5		20 *U*	40 *U*	20 U	20 U
ONON96	NYCD335	SO7	7/2/1996	LMB	15.5	7		46	85	39	46
ONON96	NYCD337	SO7	7/2/1996	LMB	15.5	6		39	72	33	39
ONON96	NYCD338	SO7	7/2/1996	LMB	15	6		20 *U*	40 *U*	20 U	20 U
ONON96	NYCD349	SO7	7/2/1996	LMB	14.4	6		60	109	49	60
ONON96	NYCD392	SO7	7/1/1996	LMB	14.6	9		43	75	32	43
ONON96	NYCD396	SO7	7/1/1996	LMB	13.3	5		49	77	28	49
ONON96	NYCD674	SO7	7/2/1996	LMB	13.5	5		20	30	20 U	20
ONON96	NYCD694	SO7	7/2/1996	LMB	15	5		29	39	20 U	29
ONON96	NYCD951	SO7	7/2/1996	LMB	13.9	6		23	33	20 U	23
ONON96	NYCD353	SO7	6/27/1996	SMB	16.4	6		142	1,148	1,006	142
ONON96	NYCD351	SO7	6/27/1996	SMB	16.5	7		249	1,309	1,060	249
ONON96	NYCD355	SO7	6/27/1996	SMB	17.6	7		222	356	134	222

Table A-1C. (cont.)

Survey	Sample Number	Survey Station	Date	Species	Length (in)	Age (yrs)	Aroclor 1016 (µg/kg-ww)	Aroclor 1221 (µg/kg-ww)	Aroclor 1232 (µg/kg-ww)	Aroclor 1242 (µg/kg-ww)	Aroclor 1248 (µg/kg-ww)	Aroclor 1254 (µg/kg-ww)	Aroclor 1260 (µg/kg-ww)
ONON96	NYCD367	SO7	7/2/1996	SMB	11.6	4	109						
ONON96	NYCD365	SO7	7/2/1996	SMB	16.6	6	113						
ONON96	NYCD902	SO7	7/8/1996	SMB	13.8	5	108						
ONON96	NYCD903	SO7	7/8/1996	SMB	13.8	7	292						
ONON96	NYCD905	SO7	7/8/1996	SMB	14.5	6	63						
ONON96	NYCD908	SO7	7/8/1996	SMB	15	7	68						
ONON96	NYCD909	SO7	7/8/1996	SMB	15.1	6	106						
ONON97	4559	SO7	6/30/1997	LMB	14.6	10	109						
ONON97	4575	SO7	6/30/1997	LMB	15.3	12	337						
ONON97	4560	SO7	6/30/1997	LMB	15.5	9	29						
ONON97	4566	SO7	6/30/1997	LMB	15.7	9	95						
ONON97	4561	SO7	6/30/1997	LMB	18.3	12	22						
ONON97	4676	SO7	6/30/1997	SMB	17.6	8	49						
ONON97	4140	SO7	7/1/1997	SMB	15.5	10	104						
ONON97	4136	SO7	7/1/1997	SMB	15.6	9	127						
ONON97	2894	SO7	7/1/1997	SMB	17.4	8	139						
ONON97	4144	SO7	7/3/1997	SMB	13	9	96						
ONON97	4145	SO7	7/3/1997	SMB	13.4	8	72						
ONON97	4146	SO7	7/3/1997	SMB	14.1	8	54						
ONON97	4654	SO7	6/30/1997	WPERCH	10.4	6	253						
ONON97	4653	SO7	6/30/1997	WPERCH	10.5	6	62						
ONON97	4699	SO7	6/30/1997	WPERCH	11.6	8	111						
ONON97	4696	SO7	6/30/1997	WPERCH	11.9	8	438						
ONON97	4694	SO7	6/30/1997	WPERCH	12.1	8	308						
ONON98	774638	SO7	7/28/1998	CATFISH	14.8	NA	573						
ONON98	774640	SO7	7/28/1998	CATFISH	14.8	NA	311						
ONON98	774639	SO7	7/28/1998	CATFISH	17.6	NA	342						
ONON98	774637	SO7	7/28/1998	CATFISH	17.8	NA	152						
ONON98	774636	SO7	7/28/1998	CATFISH	18.2	NA	765						
ONON98	130799	SO7	6/17/1998	LMB	16.1	8	114						
ONON98	130557	SO7	6/22/1998	LMB	15	8	50						
ONON98	130554	SO7	6/22/1998	LMB	15.7	9	63						

Table A-1C. (cont.)

Survey	Sample Number	Survey Station	Date	Species	Length (in)	Age (yrs)	Aroclor 1268 (µg/kg-ww)	Aroclors 1254 & 1260 (µg/kg-ww)	Sum PCBs (µg/kg-ww)	Sum Low Molecular Weight PCBs (µg/kg-ww)	Sum High Molecular Weight PCBs (µg/kg-ww)
ONON96	NYCD367	SO7	7/2/1996	SMB	11.6	4		167	276	109	167
ONON96	NYCD365	SO7	7/2/1996	SMB	16.6	6		172	285	113	172
ONON96	NYCD902	SO7	7/8/1996	SMB	13.8	5		165	273	108	165
ONON96	NYCD903	SO7	7/8/1996	SMB	13.8	7		397	689	292	397
ONON96	NYCD905	SO7	7/8/1996	SMB	14.5	6		114	177	63	114
ONON96	NYCD908	SO7	7/8/1996	SMB	15	7		191	259	68	191
ONON96	NYCD909	SO7	7/8/1996	SMB	15.1	6		141	247	106	141
ONON97	4559	SO7	6/30/1997	LMB	14.6	10		248	357	109	248
ONON97	4575	SO7	6/30/1997	LMB	15.3	12		793	1,130	337	793
ONON97	4560	SO7	6/30/1997	LMB	15.5	9		66	95	29	66
ONON97	4566	SO7	6/30/1997	LMB	15.7	9		213	308	95	213
ONON97	4561	SO7	6/30/1997	LMB	18.3	12		75	97	22	75
ONON97	4676	SO7	6/30/1997	SMB	17.6	8		145	194	49	145
ONON97	4140	SO7	7/1/1997	SMB	15.5	10		291	395	104	291
ONON97	4136	SO7	7/1/1997	SMB	15.6	9		228	355	127	228
ONON97	2894	SO7	7/1/1997	SMB	17.4	8		468	607	139	468
ONON97	4144	SO7	7/3/1997	SMB	13	9		177	273	96	177
ONON97	4145	SO7	7/3/1997	SMB	13.4	8		236	308	72	236
ONON97	4146	SO7	7/3/1997	SMB	14.1	8		30	84	54	30
ONON97	4654	SO7	6/30/1997	WPERCH	10.4	6		798	1,051	253	798
ONON97	4653	SO7	6/30/1997	WPERCH	10.5	6		342	404	62	342
ONON97	4699	SO7	6/30/1997	WPERCH	11.6	8		303	414	111	303
ONON97	4696	SO7	6/30/1997	WPERCH	11.9	8		710	1,148	438	710
ONON97	4694	SO7	6/30/1997	WPERCH	12.1	8		521	829	308	521
ONON98	774638	SO7	7/28/1998	CATFISH	14.8	NA		1,220	1,793	573	1,220
ONON98	774640	SO7	7/28/1998	CATFISH	14.8	NA		1,001	1,312	311	1,001
ONON98	774639	SO7	7/28/1998	CATFISH	17.6	NA		867	1,209	342	867
ONON98	774637	SO7	7/28/1998	CATFISH	17.8	NA		947	1,099	152	947
ONON98	774636	SO7	7/28/1998	CATFISH	18.2	NA		1,651	2,416	765	1,651
ONON98	130799	SO7	6/17/1998	LMB	16.1	8		293	407	114	293
ONON98	130557	SO7	6/22/1998	LMB	15	8		86	136	50	86
ONON98	130554	SO7	6/22/1998	LMB	15.7	9		135	198	63	135

Table A-1C. (cont.)

Survey	Sample Number	Survey Station	Date	Species	Length (in)	Age (yrs)	Aroclor 1016 (µg/kg-ww)	Aroclor 1221 (µg/kg-ww)	Aroclor 1232 (µg/kg-ww)	Aroclor 1242 (µg/kg-ww)	Aroclor 1248 (µg/kg-ww)	Aroclor 1254 (µg/kg-ww)	Aroclor 1260 (µg/kg-ww)
ONON98	130555	SO7	6/22/1998	LMB	16.1	10	43						
ONON98	774635	SO7	7/28/1998	LMB	16.4	8	53						
ONON98	130567	SO7	6/22/1998	NPIKE	35.5	7	414						
ONON98	130823	SO7	6/17/1998	SMB	14.4	7	185						
ONON98	130819	SO7	6/17/1998	SMB	15.9	7	656						
ONON98	130818	SO7	6/17/1998	SMB	16.6	7	272						
ONON98	130563	SO7	6/22/1998	SMB	13.4	7	196						
ONON98	130562	SO7	6/22/1998	SMB	15.1	7	389						
ONON98	130560	SO7	6/22/1998	SMB	15.4	8	236						
ONON98	130561	SO7	6/22/1998	SMB	16.1	8	162						
ONON98	130795	SO7	6/17/1998	WALLEYE	22.9	8	421						
ONON98	130796	SO7	6/17/1998	WALLEYE	23.3	5	353						
ONON98	130794	SO7	6/17/1998	WALLEYE	23.7	8	547						
ONON98	130889	SO7	6/18/1998	WALLEYE	16.8	NA	113						
ONON98	130553	SO7	6/22/1998	WALLEYE	18.8	5	257						
ONON98	130833	SO7	6/17/1998	WPERCH	6.5	3	163						
ONON98	130837	SO7	6/17/1998	WPERCH	6.6	2	318						
ONON98	130834	SO7	6/17/1998	WPERCH	6.7	3	60						
ONON98	130835	SO7	6/17/1998	WPERCH	6.7	2	290						
ONON98	130838	SO7	6/17/1998	WPERCH	6.7	2	574						
ONON99	F138709	SO7	6/24/1999	CARP	26.3	NA				914			
ONON99	F138741	SO7	7/7/1999	CARP	18	NA				301			
ONON99	F138743	SO7	7/7/1999	CARP	23.2	NA				615			
ONON99	F138742	SO7	7/7/1999	CARP	24.8	NA				1,980			
ONON99	F138744	SO7	7/7/1999	CARP	26.4	NA				609			
ONON99	F138708	SO7	6/24/1999	CATFISH	18.1	NA				182			
ONON99	F138745	SO7	7/7/1999	CATFISH	18.3	NA				359			
ONON99	F138773	SO7	7/16/1999	CATFISH	17.6	NA				90			
ONON99	F138784	SO7	7/16/1999	CATFISH	18.9	NA				560			
ONON99	F138783	SO7	7/16/1999	CATFISH	21.5	NA				356			
ONON99	F138762	SO7	7/7/1999	LMB	13.6	6				220			
ONON99	F138603	SO7	6/24/1999	LMB	15.1	8				189			

Table A-1C. (cont.)

Survey	Sample Number	Survey Station	Date	Species	Length (in)	Age (yrs)	Aroclor 1268 (µg/kg-ww)	Aroclors 1254 & 1260 (µg/kg-ww)	Sum PCBs (µg/kg-ww)	Sum Low Molecular Weight PCBs (µg/kg-ww)	Sum High Molecular Weight PCBs (µg/kg-ww)
ONON98	130555	SO7	6/22/1998	LMB	16.1	10		72	115	43	72
ONON98	774635	SO7	7/28/1998	LMB	16.4	8		126	179	53	126
ONON98	130567	SO7	6/22/1998	NPIKE	35.5	7		492	906	414	492
ONON98	130823	SO7	6/17/1998	SMB	14.4	7		262	447	185	262
ONON98	130819	SO7	6/17/1998	SMB	15.9	7		826	1,482	656	826
ONON98	130818	SO7	6/17/1998	SMB	16.6	7		522	794	272	522
ONON98	130563	SO7	6/22/1998	SMB	13.4	7		403	599	196	403
ONON98	130562	SO7	6/22/1998	SMB	15.1	7		529	918	389	529
ONON98	130560	SO7	6/22/1998	SMB	15.4	8		338	574	236	338
ONON98	130561	SO7	6/22/1998	SMB	16.1	8		302	464	162	302
ONON98	130795	SO7	6/17/1998	WALLEYE	22.9	8		963	1,384	421	963
ONON98	130796	SO7	6/17/1998	WALLEYE	23.3	5		295	648	353	295
ONON98	130794	SO7	6/17/1998	WALLEYE	23.7	8		769	1,316	547	769
ONON98	130889	SO7	6/18/1998	WALLEYE	16.8	NA		150	263	113	150
ONON98	130553	SO7	6/22/1998	WALLEYE	18.8	5		296	553	257	296
ONON98	130833	SO7	6/17/1998	WPERCH	6.5	3		179	342	163	179
ONON98	130837	SO7	6/17/1998	WPERCH	6.6	2		396	714	318	396
ONON98	130834	SO7	6/17/1998	WPERCH	6.7	3		89	149	60	89
ONON98	130835	SO7	6/17/1998	WPERCH	6.7	2		360	650	290	360
ONON98	130838	SO7	6/17/1998	WPERCH	6.7	2		740	1,314	574	740
ONON99	F138709	SO7	6/24/1999	CARP	26.3	NA		1,116	2,030	914	1,116
ONON99	F138741	SO7	7/7/1999	CARP	18	NA		155	456	301	155
ONON99	F138743	SO7	7/7/1999	CARP	23.2	NA		1,091	1,706	615	1,091
ONON99	F138742	SO7	7/7/1999	CARP	24.8	NA		1,923	3,903	1,980	1,923
ONON99	F138744	SO7	7/7/1999	CARP	26.4	NA		754	1,363	609	754
ONON99	F138708	SO7	6/24/1999	CATFISH	18.1	NA		403	585	182	403
ONON99	F138745	SO7	7/7/1999	CATFISH	18.3	NA		692	1,051	359	692
ONON99	F138773	SO7	7/16/1999	CATFISH	17.6	NA		222	312	90	222
ONON99	F138784	SO7	7/16/1999	CATFISH	18.9	NA		370	930	560	370
ONON99	F138783	SO7	7/16/1999	CATFISH	21.5	NA		395	751	356	395
ONON99	F138762	SO7	7/7/1999	LMB	13.6	6		334	554	220	334
ONON99	F138603	SO7	6/24/1999	LMB	15.1	8		274	463	189	274

Table A-1C. (cont.)

Survey	Sample Number	Survey Station	Date	Species	Length (in)	Age (yrs)	Aroclor 1016 (µg/kg-ww)	Aroclor 1221 (µg/kg-ww)	Aroclor 1232 (µg/kg-ww)	Aroclor 1242 (µg/kg-ww)	Aroclor 1248 (µg/kg-ww)	Aroclor 1254 (µg/kg-ww)	Aroclor 1260 (µg/kg-ww)
ONON99	F138735	SO7	6/30/1999	LMB	15.2	6				242			
ONON99	F138728	SO7	6/30/1999	LMB	16	6				130			
ONON99	F138604	SO7	6/24/1999	LMB	17.3	7				450			
ONON99	F138726	SO7	6/30/1999	LMB	17.8	7				254			
ONON99	F138606	SO7	6/24/1999	LMB	18.3	9				141			
ONON99	F138601	SO7	6/24/1999	LMB	18.5	8				235			
ONON99	F138717	SO7	6/30/1999	SMB	16.7	8				346			
ONON99	F138716	SO7	6/30/1999	SMB	17.3	9				106			
ONON99	F138712	SO7	6/30/1999	SMB	17.5	9				300			
ONON99	F138721	SO7	6/30/1999	SMB	17.5	7				99			
ONON99	F138719	SO7	6/30/1999	SMB	17.7	8				206			
ONON99	F138750	SO7	7/7/1999	WPERCH	6.5	NA				666			
ONON99	F138747	SO7	7/7/1999	WPERCH	6.8	NA				503			
ONON99	F138749	SO7	7/7/1999	WPERCH	7.4	NA				329			
ONON99	F128748	SO7	7/7/1999	WPERCH	8	NA				822			
ONON99	F138746	SO7	7/7/1999	WPERCH	8	NA				976			
ONON2A	WB0034F	5AHB	9/22/2000	BLUEGILL	7.4	3	10 *UJ*	20 *UJ*	10 *UJ*	10 *UJ*	210 *J*	10 *UJ*	140 *J*
ONON2A	WB0035F	5AHB	9/22/2000	BLUEGILL	6.9	4	10 *UJ*	20 *UJ*	10 *UJ*	10 *UJ*	61 *J*	10 *UJ*	72 *J*
ONON2A	WB0036F	MNMC	9/22/2000	CATFISH	21.1	12	10 *UJ*	20 *UJ*	10 *UJ*	10 *UJ*	270 *J*	10 *UJ*	270 *J*
ONON2A	WB0037F	MNMC	9/22/2000	CATFISH	19.8	9	100 *UJ*	200 *UJ*	100 *UJ*	100 *UJ*	1100 *J*	100 *UJ*	720 *J*
ONON2A	WB0043F	5AHB	9/20/2000	CARP	22.2	7	10 *UJ*	20 *UJ*	10 *UJ*	10 *UJ*	570 *J*	10 *UJ*	230 *J*
ONON2A	WB0044F	5AHB	9/20/2000	CARP	23.7	8	10 *UJ*	20 *UJ*	10 *UJ*	10 *UJ*	440 *J*	10 *UJ*	140 *J*
ONON2A	WB0045F	5AHB	9/20/2000	CARP	22.6	7	10 *UJ*	20 *UJ*	10 *UJ*	10 *UJ*	640 *J*	10 *UJ*	330 *J*
NYSDEC-2000	9650553	LAKE	6/19/2000	LMB	16.3	5				59			
NYSDEC-2000	9650526	LAKE	6/19/2000	LMB	15.7	5				182			
NYSDEC-2000	9650564	LAKE	6/14/2000	LMB	15.7	5				44			
NYSDEC-2000	9650543	LAKE	6/19/2000	LMB	15.6	5				47			
NYSDEC-2000	9650573	LAKE	6/14/2000	LMB	15.4	5				126			
NYSDEC-2000	138796	LAKE	6/19/2000	SMB	12.5	6				95			
NYSDEC-2000	138787	LAKE	6/19/2000	SMB	15.7	8				287			
NYSDEC-2000	9650560	LAKE	6/19/2000	SMB	14.2	6				117			
NYSDEC-2000	9650557	LAKE	6/19/2000	SMB	14.7	5				150			
NYSDEC-2000	9650556	LAKE	6/19/2000	SMB	14.8	6				126			

Table A-1C. (cont.)

Survey	Sample Number	Survey Station	Date	Species	Length (in)	Age (yrs)	Aroclor 1268 (µg/kg-ww)	Aroclors 1254 & 1260 (µg/kg-ww)	Sum PCBs (µg/kg-ww)	Sum Low Molecular Weight PCBs (µg/kg-ww)	Sum High Molecular Weight PCBs (µg/kg-ww)
ONON99	F138735	SO7	6/30/1999	LMB	15.2	6		316	558	242	316
ONON99	F138728	SO7	6/30/1999	LMB	16	6		177	307	130	177
ONON99	F138604	SO7	6/24/1999	LMB	17.3	7		433	883	450	433
ONON99	F138726	SO7	6/30/1999	LMB	17.8	7		354	608	254	354
ONON99	F138606	SO7	6/24/1999	LMB	18.3	9		205	346	141	205
ONON99	F138601	SO7	6/24/1999	LMB	18.5	8		255	490	235	255
ONON99	F138717	SO7	6/30/1999	SMB	16.7	8		430	776	346	430
ONON99	F138716	SO7	6/30/1999	SMB	17.3	9		169	275	106	169
ONON99	F138712	SO7	6/30/1999	SMB	17.5	9		329	629	300	329
ONON99	F138721	SO7	6/30/1999	SMB	17.5	7		174	273	99	174
ONON99	F138719	SO7	6/30/1999	SMB	17.7	8		252	458	206	252
ONON99	F138750	SO7	7/7/1999	WPERCH	6.5	NA		420	1,086	666	420
ONON99	F138747	SO7	7/7/1999	WPERCH	6.8	NA		281	784	503	281
ONON99	F138749	SO7	7/7/1999	WPERCH	7.4	NA		223	552	329	223
ONON99	F128748	SO7	7/7/1999	WPERCH	8	NA		559	1,381	822	559
ONON99	F138746	SO7	7/7/1999	WPERCH	8	NA		556	1,532	976	556
ONON2A	WB0034F	5AHB	9/22/2000	BLUEGILL	7.4	3	10 *UJ*		350	20 *UJ*	350 *J*
ONON2A	WB0035F	5AHB	9/22/2000	BLUEGILL	6.9	4	10 *UJ*		133	20 *UJ*	133 *J*
ONON2A	WB0036F	MNMC	9/22/2000	CATFISH	21.1	12	10 *UJ*		540	20 *UJ*	540 *J*
ONON2A	WB0037F	MNMC	9/22/2000	CATFISH	19.8	9	100 *UJ*		1,820	200 *UJ*	1,820 *J*
ONON2A	WB0043F	5AHB	9/20/2000	CARP	22.2	7	10 *UJ*		800	20 *UJ*	800 *J*
ONON2A	WB0044F	5AHB	9/20/2000	CARP	23.7	8	10 *UJ*		580	20 *UJ*	580 *J*
ONON2A	WB0045F	5AHB	9/20/2000	CARP	22.6	7	10 *UJ*		970	20 *UJ*	970 *J*
NYSDEC-2000	9650553	LAKE	6/19/2000	LMB	16.3	5		75	134	59	75
NYSDEC-2000	9650526	LAKE	6/19/2000	LMB	15.7	5		235	417	182	235
NYSDEC-2000	9650564	LAKE	6/14/2000	LMB	15.7	5		67	111	44	67
NYSDEC-2000	9650543	LAKE	6/19/2000	LMB	15.6	5		63	110	47	63
NYSDEC-2000	9650573	LAKE	6/14/2000	LMB	15.4	5		159	285	126	159
NYSDEC-2000	138796	LAKE	6/19/2000	SMB	12.5	6		201	296	95	201
NYSDEC-2000	138787	LAKE	6/19/2000	SMB	15.7	8		489	776	287	489
NYSDEC-2000	9650560	LAKE	6/19/2000	SMB	14.2	6		212	329	117	212
NYSDEC-2000	9650557	LAKE	6/19/2000	SMB	14.7	5		241	391	150	241
NYSDEC-2000	9650556	LAKE	6/19/2000	SMB	14.8	6		186	312	126	186

Table A-1C. (cont.)

Survey	Sample Number	Survey Station	Date	Species	Length (in)	Age (yrs)	Aroclor 1016 (µg/kg-ww)	Aroclor 1221 (µg/kg-ww)	Aroclor 1232 (µg/kg-ww)	Aroclor 1242 (µg/kg-ww)	Aroclor 1248 (µg/kg-ww)	Aroclor 1254 (µg/kg-ww)	Aroclor 1260 (µg/kg-ww)

Notes:

LMB - largemouth bass
NPIKE - Northern pike
SMB - smallmouth bass
WPERCH - white perch
Honeywell's 1992 PCB fish data have been excluded from this HHRA; see text
J - estimated
U - not detected at reported quantitation limit

Table A-1D. Onondaga Lake Fish Fillets – PCDD/PCDF Data

	Survey:	NYSDEC-1997	NYSDEC-1997	NYSDEC-1997	NYSDEC-1997	NYSDEC-1997	NYSDEC-1997
	Species:	LMB	LMB	SMB	SMB	WPERCH	WPERCH
	Classification:	Fish	Fish	Fish	Fish	Fish	Fish
	Sample Type:	Fillet	Fillet	Fillet	Fillet	Fillet	Fillet
	Sample Number:	F4566	F4575	F2894	F4146	F4653	F4654
	Survey Station:	SO7	SO7	SO7	SO7	SO7	SO7
	Date:	6/30/1997	6/30/1997	7/1/1997	7/3/1997	6/30/1997	6/30/1997
	Length (in):	15.7	15.3	17.4	14.1	10.5	10.4
	Age (yrs):	9	12	8	8	6	6
Chemical	**Units**						
1,2,3,4,6,7,8-Heptachlorodibenzodioxin	ng/kg-ww	34 *U*	130 *U*	33 *U*	6.80 *U*	6.80 *U*	3.90 *U*
1,2,3,4,7,8-Hexachlorodibenzodioxin	ng/kg-ww	6.3 *U*	17 *U*	6.10 *U*	3.50 *U*	1.90 *U*	2.20 *U*
1,2,3,6,7,8-Hexachlorodibenzodioxin	ng/kg-ww	5.3 *U*	14 *U*	5.10 *U*	3.00 *U*	1.70 *U*	0.40
1,2,3,7,8,9-Hexachlorodibenzodioxin	ng/kg-ww	5.2 *U*	14 *U*	5 *U*	3.20 *U*	1.80 *U*	2.10 *U*
1,2,3,7,8-Pentachlorodibenzodioxin	ng/kg-ww	1.4 *U*	3 *U*	1.10 *U*	1.90 *U*	1.10 *U*	0.82
2,3,7,8-Tetrachlorodibenzodioxin	ng/kg-ww	0.14	0.54	0.29	0.27	0.26	0.35
Octachlorodibenzodioxin	ng/kg-ww	241 *U*	300 *U*	170 *U*	23.00 *U*	32.00 *U*	7.60 *U*
Total heptachlorodibenzodioxins	ng/kg-ww	34 *U*	130 *U*	33 *U*	6.80 *U*	6.80 *U*	3.90 *U*
Total hexachlorodibenzodioxins	ng/kg-ww						
Total pentachlorodibenzodioxins	ng/kg-ww	1.40 *U*	3.30 *U*	1.10 *U*	1.90 *U*	1.10 *U*	0.82
Total tetrachlorodibenzodioxins	ng/kg-ww	0.14	0.54	0.29	0.27	0.26	0.35
1,2,3,4,6,7,8-Heptachlorodibenzofuran	ng/kg-ww	1.80 *U*	4.50 *U*	1.50 *U*	2.70 *U*	1.20 *U*	1.80 *U*
1,2,3,4,7,8,9-Heptachlorodibenzofuran	ng/kg-ww	2.60 *U*	6.50 *U*	2.20 *U*	4.00 *U*	1.80 *U*	2.60 *U*
1,2,3,4,7,8-Hexachlorodibenzofuran	ng/kg-ww	1.20 *U*	2.80 *U*	0.99 *U*	1.80 *U*	0.92 *U*	0.18
1,2,3,6,7,8-Hexachlorodibenzofuran	ng/kg-ww	1.00 *U*	2.50 *U*	0.88 *U*	1.60 *U*	0.80 *U*	1.10 *U*
1,2,3,7,8,9-Hexachlorodibenzofuran	ng/kg-ww	1.50 *U*	3.60 *U*	1.30 *U*	2.30 *U*	1.20 *U*	1.70 *U*
1,2,3,7,8-Pentachlorodibenzofuran	ng/kg-ww	0.75 *U*	0.42	0.62 *U*	1.20 *U*	0.65 *U*	0.45
2,3,4,6,7,8-Hexachlorodibenzofuran	ng/kg-ww	1.40	3.20 *U*	1.20 *U*	2.00 *U*	1.00 *U*	1.40 *U*
2,3,4,7,8-Pentachlorodibenzofuran	ng/kg-ww	0.29	1.50	0.52	0.92	0.71	2.50
2,3,7,8-Tetrachlorodibenzofuran	ng/kg-ww	0.75	1.90	0.67	1.50	1.10	5.00
Octachlorodibenzofuran	ng/kg-ww	3.60 *U*	10.00 *U*	3.00 *U*	6.40 *U*	2.00 *U*	3.00 *U*
Total heptachlorodibenzofurans	ng/kg-ww						
Total hexachlorodibenzofurans	ng/kg-ww						
Total pentachlorodibenzofurans	ng/kg-ww						
Total tetrachlorodibenzofurans	ng/kg-ww	0.75	1.90	0.67	1.50	1.10	5.00
TEQ – Dioxins [1] (ND=1/2)	ng/kg-ww	1.86	5.11	1.82	1.74	1.116	1.44
TEQ – Furans [1] (ND=1/2)	ng/kg-ww	0.59	1.62	0.58	1.06	0.692	2.02
TEQ – Total [1] (ND=1/2)	ng/kg-ww	2.45	6.73	2.40	2.80	1.808	3.47

Table A-1D. (cont.)

	Survey:	NYSDEC-1997	NYSDEC-1997	NYSDEC-1999	NYSDEC-1999	NYSDEC-1999	NYSDEC-1999
	Species:	WPERCH	WPERCH	CARP	CARP	CARP	CARP
	Classification:	Fish	Fish	Fish	Fish	Fish	Fish
	Sample Type:	Fillet	Fillet	Fillet	Fillet	Fillet	Fillet
	Sample Number:	F4694	F4699	138741	138742	138743	138744
	Survey Station:	SO7	SO7	HB Mouth	HB Mouth	HB Mouth	HB Mouth
	Date:	6/30/1997	6/30/1997	7/7/1999	7/7/1999	7/7/1999	7/7/1999
	Length (in):	12.1	11.6	18.3	24.8	23.2	26.4
	Age (yrs):	8	8	NA	NA	NA	NA
Chemical	**Units**						
1,2,3,4,6,7,8-Heptachlorodibenzodioxin	ng/kg-ww	1.90 *U*	5.80 *U*	0.47	2.66	1.10	2.39
1,2,3,4,7,8-Hexachlorodibenzodioxin	ng/kg-ww	1.20 *U*	1.80 *U*	0.23	1.02	0.80	0.87
1,2,3,6,7,8-Hexachlorodibenzodioxin	ng/kg-ww	0.38	1.60 *U*	0.61	2.96	2.08	3.15
1,2,3,7,8,9-Hexachlorodibenzodioxin	ng/kg-ww	1.10 *U*	1.70 *U*	0.10 *U*	0.48	0.10 *U*	0.50
1,2,3,7,8-Pentachlorodibenzodioxin	ng/kg-ww	0.73	1.10 *U*	0.89	3.30	4.74	4.02
2,3,7,8-Tetrachlorodibenzodioxin	ng/kg-ww	0.49	0.92 *U*	0.51	2.87	3.07	2.53
Octachlorodibenzodioxin	ng/kg-ww	5.50 *U*	24.00 *U*	0.75	1.85	1.07	1.64
Total heptachlorodibenzodioxins	ng/kg-ww	1.90 *U*	5.80 *U*				
Total hexachlorodibenzodioxins	ng/kg-ww						
Total pentachlorodibenzodioxins	ng/kg-ww	0.73	1.10 *U*				
Total tetrachlorodibenzodioxins	ng/kg-ww	0.49	0.92 *U*				
1,2,3,4,6,7,8-Heptachlorodibenzofuran	ng/kg-ww	0.99 *U*	1.40 *U*	0.10 *U*	0.63	0.48	0.71
1,2,3,4,7,8,9-Heptachlorodibenzofuran	ng/kg-ww	1.50 *U*	2.00 *U*	0.10 *U*	0.20 *U*	0.10 *U*	0.10 *U*
1,2,3,4,7,8-Hexachlorodibenzofuran	ng/kg-ww	0.21	1.00 *U*	1.80	3.70	5.09	6.25
1,2,3,6,7,8-Hexachlorodibenzofuran	ng/kg-ww	0.11	0.87 *U*	0.52	1.40	1.73	2.58
1,2,3,7,8,9-Hexachlorodibenzofuran	ng/kg-ww	0.86 *U*	1.30 *U*	0.10 *U*	0.20 *U*	0.10 *U*	0.10 *U*
1,2,3,7,8-Pentachlorodibenzofuran	ng/kg-ww	0.66	0.63 *U*	3.13	4.74	5.83	6.25
2,3,4,6,7,8-Hexachlorodibenzofuran	ng/kg-ww	0.76 *U*	1.10 *U*	0.14	0.76	0.53	0.75
2,3,4,7,8-Pentachlorodibenzofuran	ng/kg-ww	2.40	0.79	11.80	30.30	70.80	61.00
2,3,7,8-Tetrachlorodibenzofuran	ng/kg-ww	8.70	1.70	19.80	9.93	14.30	12.10
Octachlorodibenzofuran	ng/kg-ww	1.80 *U*	2.60 *U*	0.24	0.20 *U*	0.10 *U*	0.10 *U*
Total heptachlorodibenzofurans	ng/kg-ww						
Total hexachlorodibenzofurans	ng/kg-ww						
Total pentachlorodibenzofurans	ng/kg-ww						
Total tetrachlorodibenzofurans	ng/kg-ww	8.70	1.70				
TEQ - Dioxins [1] (ND=1/2)	ng/kg-ww	1.38	1.30	1.50	6.64	8.11	7.03
TEQ - Furans [1] (ND=1/2)	ng/kg-ww	2.23	0.81	8.29	16.98	37.87	32.99
TEQ - Total [1] (ND=1/2)	ng/kg-ww	3.61	2.11	9.78	23.63	45.98	40.02

Table A-1D. (cont.)

	Survey:	NYSDEC-1999	NYSDEC-1999	NYSDEC-1999	NYSDEC-1999	NYSDEC-1999	NYSDEC-1999
	Species:	CATFISH	W PERCH	W PERCH	W PERCH	W PERCH	W PERCH
	Classification:	Fish	Fish	Fish	Fish	Fish	Fish
	Sample Type:	Fillet	Fillet	Fillet	Fillet	Fillet	Fillet
	Sample Number:	138745	138746	138747	138748	138749	138750
	Survey Station:	HB Mouth	HB Mouth	HB Mouth	HB Mouth	HB Mouth	HB Mouth
	Date:	7/7/1999	7/7/1999	7/7/1999	7/7/1999	7/7/1999	7/7/1999
	Length (in):	18.3	8.0	6.8	8.0	7.4	6.5
	Age (yrs):	NA	NA	NA	NA	NA	NA
Chemical	**Units**						
1,2,3,4,6,7,8-Heptachlorodibenzodioxin	ng/kg-ww	0.41	0.44	0.73	0.24	0.42	0.90
1,2,3,4,7,8-Hexachlorodibenzodioxin	ng/kg-ww	0.18	0.15	0.19 *U*	0.10 *U*	0.16	0.60 *U*
1,2,3,6,7,8-Hexachlorodibenzodioxin	ng/kg-ww	0.68	0.55	0.53	0.30	0.61	0.60 *U*
1,2,3,7,8,9-Hexachlorodibenzodioxin	ng/kg-ww	0.17	0.10 *U*	0.76	0.10 *U*	0.10 *U*	0.60 *U*
1,2,3,7,8-Pentachlorodibenzodioxin	ng/kg-ww	1.26	1.26	1.19	0.50	1.51	0.60 *U*
2,3,7,8-Tetrachlorodibenzodioxin	ng/kg-ww	1.30	1.35	1.04	0.57	1.19	1.06 *U*
Octachlorodibenzodioxin	ng/kg-ww	0.62	0.68	0.97	0.65	0.65	1.00
Total heptachlorodibenzodioxins	ng/kg-ww						
Total hexachlorodibenzodioxins	ng/kg-ww						
Total pentachlorodibenzodioxins	ng/kg-ww						
Total tetrachlorodibenzodioxins	ng/kg-ww						
1,2,3,4,6,7,8-Heptachlorodibenzofuran	ng/kg-ww	0.86	0.33	0.49	0.10 *U*	0.29	1.35
1,2,3,4,7,8,9-Heptachlorodibenzofuran	ng/kg-ww	0.10 *U*	0.10 *U*	0.12 *U*	0.10 *U*	0.01 *U*	0.60 *U*
1,2,3,4,7,8-Hexachlorodibenzofuran	ng/kg-ww	0.45	1.30	0.92	0.27	1.49	0.75
1,2,3,6,7,8-Hexachlorodibenzofuran	ng/kg-ww	0.23	0.45	0.25	0.10 *U*	0.48	0.60 *U*
1,2,3,7,8,9-Hexachlorodibenzofuran	ng/kg-ww	0.10 *U*	0.10 *U*	0.10 *U*	0.10 *U*	0.10 *U*	0.60 *U*
1,2,3,7,8-Pentachlorodibenzofuran	ng/kg-ww	0.38	3.31	1.78	0.74	4.03	0.84
2,3,4,6,7,8-Hexachlorodibenzofuran	ng/kg-ww	0.24	0.13	0.16	0.10 *U*	0.20	0.60 *U*
2,3,4,7,8-Pentachlorodibenzofuran	ng/kg-ww	7.44	11.60	5.90	3.40	14.60	1.98
2,3,7,8-Tetrachlorodibenzofuran	ng/kg-ww	0.52	40.10	17.30	14.40	34.60	12.50
Octachlorodibenzofuran	ng/kg-ww	0.27	0.14	0.26	0.13	0.12	0.58
Total heptachlorodibenzofurans	ng/kg-ww						
Total hexachlorodibenzofurans	ng/kg-ww						
Total pentachlorodibenzofurans	ng/kg-ww						
Total tetrachlorodibenzofurans	ng/kg-ww						
TEQ - Dioxins [1] (ND=1/2)	ng/kg-ww	2.67	2.69	2.38	1.10	2.79	0.93
TEQ - Furans [1] (ND=1/2)	ng/kg-ww	3.90	10.17	4.91	3.22	11.19	2.46
TEQ - Total [1] (ND=1/2)	ng/kg-ww	6.56	12.86	7.29	4.32	13.97	3.39

Table A-1D. (cont.)

	Survey:	NYSDEC-1999	NYSDEC-1999	NYSDEC-1999	NYSDEC-1999	NYSDEC-1999	ONON2A	ONON2A
	Species:	CATFISH	CATFISH	CATFISH	CATFISH	CARP	BLUEGILL	BLUEGILL
	Classification:	Fish	Fish	Fish	Fish	Fish	Fish	Fish
	Sample Type:	Fillet	Fillet	Fillet	Fillet	Fillet	Fillet	Fillet
	Sample Number:	138773	138783	138784	138708	138709	WB0034F	WB0035F
	Survey Station:	South End	South End	South End	South End	South End	5AHB	5AHB
	Date:	7/16/1999	7/21/1999	7/21/1999	6/24/1999	6/24/1999	9/22/2000	9/22/2000
	Length (in):	17.6	21.5	18.9	18.1	26.3	7.4	6.9
	Age (yrs):	NA	NA	NA	NA	NA	3	4
Chemical	**Units**							
1,2,3,4,6,7,8-Heptachlorodibenzodioxin	ng/kg-ww	0.20 *U*	0.27	0.42	0.24	1.78	0.10 *U*	0.11 *U*
1,2,3,4,7,8-Hexachlorodibenzodioxin	ng/kg-ww	0.20 *U*	0.10 *U*	0.11	0.10 *U*	0.86	0.10 *U*	0.10 *U*
1,2,3,6,7,8-Hexachlorodibenzodioxin	ng/kg-ww	0.20 *U*	0.54	0.58	0.34	2.34	0.11 *J*	0.10 *U*
1,2,3,7,8,9-Hexachlorodibenzodioxin	ng/kg-ww	0.20 *U*	0.11	0.14	0.12	0.51	0.10 *U*	0.10 *U*
1,2,3,7,8-Pentachlorodibenzodioxin	ng/kg-ww	0.26	0.64	0.64	0.50	4.18	0.10 *U*	0.10 *U*
2,3,7,8-Tetrachlorodibenzodioxin	ng/kg-ww	0.20 *U*	0.72	0.54	0.38	2.45	0.33 *J*	0.17 *U*
Octachlorodibenzodioxin	ng/kg-ww	0.39	0.62	0.71	0.40	1.13	0.43 *U*	0.40 *U*
Total heptachlorodibenzodioxins	ng/kg-ww						0.10 *U*	0.11 *U*
Total hexachlorodibenzodioxins	ng/kg-ww						0.10 *U*	0.10 *U*
Total pentachlorodibenzodioxins	ng/kg-ww						0.10 *U*	0.10 *U*
Total tetrachlorodibenzodioxins	ng/kg-ww						0.33 *J*	0.17 *U*
1,2,3,4,6,7,8-Heptachlorodibenzofuran	ng/kg-ww	0.42	2.32	3.26	0.87	0.46	0.10 *U*	0.10 *U*
1,2,3,4,7,8,9-Heptachlorodibenzofuran	ng/kg-ww	0.20 *U*	0.10 *U*	0.18 *U*	0.10 *U*	0.20 *U*	0.10 *U*	0.10 *U*
1,2,3,4,7,8-Hexachlorodibenzofuran	ng/kg-ww	0.20 *U*	0.18	0.50	0.26	7.15	0.10 *U*	0.10 *U*
1,2,3,6,7,8-Hexachlorodibenzofuran	ng/kg-ww	0.20 *U*	0.17	0.29	0.15	2.95	0.10 *U*	0.10 *U*
1,2,3,7,8,9-Hexachlorodibenzofuran	ng/kg-ww	0.20 *U*	0.10 *U*	0.10 *U*	0.10 *U*	0.20 *U*	0.10 *U*	0.10 *U*
1,2,3,7,8-Pentachlorodibenzofuran	ng/kg-ww	0.20 *U*	0.43	0.91	0.26	7.57	0.31 *J*	0.10 *U*
2,3,4,6,7,8-Hexachlorodibenzofuran	ng/kg-ww	0.20 *U*	0.15	0.23	0.13	1.10	0.10 *U*	0.10 *U*
2,3,4,7,8-Pentachlorodibenzofuran	ng/kg-ww	1.53	2.85	4.88	2.92	59.70	0.14 *J*	0.11 *J*
2,3,7,8-Tetrachlorodibenzofuran	ng/kg-ww	0.16	1.30	1.71	0.66	7.84	0.90 *J*	0.22 *J*
Octachlorodibenzofuran	ng/kg-ww	0.20 *U*	0.47	0.10 *U*	0.10 *U*	0.20 *U*	0.10 *U*	0.13 *U*
Total heptachlorodibenzofurans	ng/kg-ww						0.10 *U*	0.10 *U*
Total hexachlorodibenzofurans	ng/kg-ww						0.10 *U*	0.10 *U*
Total pentachlorodibenzofurans	ng/kg-ww						0.31 *J*	0.10 *U*
Total tetrachlorodibenzofurans	ng/kg-ww						0.84 *J*	0.24 *J*
TEQ - Dioxins [1] (ND=1/2)	ng/kg-ww	0.39	1.43	1.26	0.93	7.02	0.40	0.15
TEQ - Furans [1] (ND=1/2)	ng/kg-ww	0.83	1.65	2.80	1.61	32.15	0.20	0.10
TEQ - Total [1] (ND=1/2)	ng/kg-ww	1.22	3.09	4.06	2.53	39.17	0.60	0.25

Table A-1D. (cont.)

	Survey:	ONON2A	ONON2A	ONON2A	ONON2A	ONON2A
	Species:	CATFISH	CATFISH	CARP	CARP	CARP
	Classification:	Fish	Fish	Fish	Fish	Fish
	Sample Type:	Fillet	Fillet	Fillet	Fillet	Fillet
	Sample Number:	WB0036F	WB0037F	WB0043F	WB0044F	WB0045F
	Survey Station:	MNMC	MNMC	5AHB	5AHB	5AHB
	Date:	9/22/2000	9/22/2000	9/20/2000	9/20/2000	9/20/2000
	Length (in):	21.1	19.8	22.2	23.7	22.6
	Age (yrs):	12	9	7	8	7
Chemical	**Units**					
1,2,3,4,6,7,8-Heptachlorodibenzodioxin	ng/kg-ww	0.18 *J*	0.26 *J*	1.48 *J*	5.23	2.87
1,2,3,4,7,8-Hexachlorodibenzodioxin	ng/kg-ww	0.10 *U*	0.10 *U*	0.28 *J*	0.51 *J*	1.05 *J*
1,2,3,6,7,8-Hexachlorodibenzodioxin	ng/kg-ww	0.39 *J*	0.61 *J*	0.79 *J*	1.81 *J*	3.23
1,2,3,7,8,9-Hexachlorodibenzodioxin	ng/kg-ww	0.12 *J*	0.13 *J*	0.25 *J*	0.55 *J*	0.58 *J*
1,2,3,7,8-Pentachlorodibenzodioxin	ng/kg-ww	0.49 *J*	1.03	0.92 *J*	1.16	3.48
2,3,7,8-Tetrachlorodibenzodioxin	ng/kg-ww	0.59 *J*	0.94 *J*	0.59 *J*	0.74 *J*	2.03
Octachlorodibenzodioxin	ng/kg-ww	0.64 *U*	0.44 *U*	1.40 *U*	5.18	2.12 *J*
Total heptachlorodibenzodioxins	ng/kg-ww	0.50 *J*	0.10 *U*	1.48 *J*	6.37	2.87
Total hexachlorodibenzodioxins	ng/kg-ww	0.39 *J*	0.10 *U*	1.53 *J*	1.06 *J*	4.86
Total pentachlorodibenzodioxins	ng/kg-ww	0.49 *J*	1.03	0.92 *J*	1.16	3.48
Total tetrachlorodibenzodioxins	ng/kg-ww	0.59 *J*	0.94 *J*	0.59 *J*	0.10 *U*	2.03
1,2,3,4,6,7,8-Heptachlorodibenzofuran	ng/kg-ww	0.11 *J*	0.10 *U*	0.24 *J*	0.71 *J*	1.08 *J*
1,2,3,4,7,8,9-Heptachlorodibenzofuran	ng/kg-ww	0.10 *U*	0.10 *U*	0.10 *U*	0.10 *U*	0.31 *J*
1,2,3,4,7,8-Hexachlorodibenzofuran	ng/kg-ww	0.13 *J*	0.35 *J*	0.89 *J*	0.81 *J*	11.30
1,2,3,6,7,8-Hexachlorodibenzofuran	ng/kg-ww	0.10 *U*	0.16 *J*	0.44 *J*	0.54 *J*	3.84
1,2,3,7,8,9-Hexachlorodibenzofuran	ng/kg-ww	0.10 *U*	0.10 *U*	0.10 *U*	0.10 *U*	0.20 *J*
1,2,3,7,8-Pentachlorodibenzofuran	ng/kg-ww	0.16 *J*	0.87 *J*	1.04	1.41	15.30
2,3,4,6,7,8-Hexachlorodibenzofuran	ng/kg-ww	0.10 *U*	0.21 *J*	0.23 *J*	0.37 *J*	0.97 *J*
2,3,4,7,8-Pentachlorodibenzofuran	ng/kg-ww	1.61	4.07	6.03	3.58	59.20
2,3,7,8-Tetrachlorodibenzofuran	ng/kg-ww	0.45 *J*	1.55	2.44	10.00	32.50
Octachlorodibenzofuran	ng/kg-ww	0.10 *U*	0.10 *U*	0.10 *U*	0.19 *U*	0.12 *U*
Total heptachlorodibenzofurans	ng/kg-ww	0.10 *U*	0.10 *U*	0.24 *J*	0.94 *J*	1.21 *J*
Total hexachlorodibenzofurans	ng/kg-ww	0.13 *J*	0.35 *J*	1.34 *J*	2.02 *J*	17.00
Total pentachlorodibenzofurans	ng/kg-ww	1.61	4.94	7.07	7.65	77.40
Total tetrachlorodibenzofurans	ng/kg-ww	0.42 *J*	1.48	2.62	13.0	33.90
TEQ - Dioxins [1] (ND=1/2)	ng/kg-ww	1.14	2.052	1.66	2.24	6.03
TEQ - Furans [1] (ND=1/2)	ng/kg-ww	0.89	2.310	3.48	3.05	35.26
TEQ - Total [1] (ND=1/2)	ng/kg-ww	2.03	4.362	5.13	5.28	41.29

Table A-1D. (cont.)

Notes:

[1] Calculated using WHO TEFs
LMB - largemouth bass
SMB - smallmouth bass
WPERCH - white perch
J - estimated
U - not detected at reported quantitation limit

Table A-1E. Onondaga Lake Fish Fillet Samples TAL/TCL Data

	Survey:	O-FACCUM	O-FACCUM	O-FACCUM	O-FACCUM	ONON2A [1]	ONON2A [1]	ONON2A [1]
	Sample Number:	FB0275	FB0276	FB0277	FB0278	WB0043F	WB0044F	WB0045F
	Date Collected:	9/92 - 10/92	9/92 - 10/92	9/92 - 10/92	9/92 - 10/92	9/20/2000	9/20/2000	9/20/2000
	Station:	SEND	SEND	SEND	SEND	5AHB	5AHB	5AHB
	Species:	WPERCH	SMBASS	WALLEYE	CATFISH	CARP	CARP	CARP
	Average Length (in):	8.1	12.2	16.3	16.8	22.2	23.7	22.6
	Average Age (yrs):	4	5	5	11	7	8	7
Chemical	**Units**							
Inorganics								
Aluminum	mg/kg-ww	9.3 *U*	6.2 *U*	4.9 *U*	5.3 *U*	5.5	4.86 *U*	5.9
Antimony	mg/kg-ww	2.1	2.2 *U*	1.9 *U*	1.8	0.05 *U*	0.05 *U*	0.05 *U*
Arsenic	mg/kg-ww	0.14 *UJ*	0.14 *UJ*	0.15 *UJ*	0.21 *UJ*	0.5 *U*	1	1.05
Barium	mg/kg-ww	0.19 *U*	0.20 *U*	0.18 *U*	0.15 *U*	0.13	0.2	0.1
Beryllium	mg/kg-ww	0.19 *U*	0.20 *U*	0.18 *U*	0.15 *U*	0.02 *U*	0.03	0.02
Cadmium	mg/kg-ww	0.19 *U*	0.20 *U*	0.18 *U*	0.15 *U*	0.05 *U*	0.05 *U*	0.05 *U*
Calcium	mg/kg-ww	922	1,080	900	79	1,380 *J*	1,300 *J*	880 *J*
Chromium	mg/kg-ww	0.57	0.73	0.54	0.29 *U*	0.97 *U*	0.97 *U*	0.97 *U*
Cobalt	mg/kg-ww	0.37 *U*	0.4 *U*	0.35 *U*	0.29 *U*	0.03	0.02 *U*	0.02 *U*
Copper	mg/kg-ww	0.71 *U*	2 *U*	0.35 *U*	1.5	3.1	3	2.3
Cyanide	mg/kg-ww	1.0	0.5 *U*	0.41 *U*	0.49 *U*	0.41 *U*	1.7	0.41 *U*
Iron	mg/kg-ww	11.1 *U*	9.3 *U*	6.9 *U*	7.2 *U*	44	19.8	26
Lead	mg/kg-ww	0.29	0.14 *U*	0.17	0.21 *U*	0.02	0.02 *U*	0.03
Magnesium	mg/kg-ww	242	275	275	169	992	738	862
Manganese	mg/kg-ww	0.36	0.20 *U*	0.25 *U*	0.18	0.58	0.77	0.45
Nickel	mg/kg-ww	1.5 *U*	1.6 *U*	1.4 *U*	1.2 *U*	0.3	0.7	0.45
Potassium	mg/kg-ww	3,150	3,900	3,930	2,720	14,600	9,880	12,100
Selenium	mg/kg-ww	0.86 *J*	0.14 *UJ*	0.19 *UJ*	0.21 *UJ*	2.2	1.1	1.7
Silver	mg/kg-ww	0.37 *UJ*	0.40 *UJ*	0.35 *UJ*	0.29 *UJ*	0.02 *U*	0.02 *U*	0.02 *U*
Sodium	mg/kg-ww	437	689	472	355	1,760	1,120	1,220
Thallium	mg/kg-ww	0.14 *U*	0.14 *U*	0.15 *U*	0.21 *U*	0.02 *U*	0.02 *U*	0.02 *U*
Mercury	µg/kg-ww	1,200	1,400	1,100	890	428	381	461
Vanadium	mg/kg-ww	0.37 *U*	0.40 *U*	0.35 *U*	0.29 *U*	0.73	0.45	0.525
Zinc	mg/kg-ww	16.6	8.4 *U*	6.2 *U*	5.5 *U*	47.8 *J*	54.2 *J*	73.8 *J*

Table A-1E. (cont.)

	Survey:	O-FACCUM	O-FACCUM	O-FACCUM	O-FACCUM	ONON2A [1]	ONON2A [1]	ONON2A [1]
	Sample Number:	FB0275	FB0276	FB0277	FB0278	WB0043F	WB0044F	WB0045F
	Date Collected:	9/92 - 10/92	9/92 - 10/92	9/92 - 10/92	9/92 - 10/92	9/20/2000	9/20/2000	9/20/2000
	Station:	SEND	SEND	SEND	SEND	5AHB	5AHB	5AHB
	Species:	WPERCH	SMBASS	WALLEYE	CATFISH	CARP	CARP	CARP
	Average Length (in):	8.1	12.2	16.3	16.8	22.2	23.7	22.6
	Average Age (yrs):	4	5	5	11	7	8	7
Chemical	**Units**							
Volatile Organic Compounds								
1,1,1-Trichloroethane	µg/kg-ww	10 *U*	10 *U*	10 *U*	10 *U*			
1,1,2,2-Tetrachloroethane	µg/kg-ww	10 *U*	10 *U*	10 *U*	10 *U*			
1,1,2-Trichloroethane	µg/kg-ww	10 *U*	10 *U*	10 *U*	10 *U*			
1,1-Dichloroethane	µg/kg-ww	10 *U*	10 *U*	10 *U*	10 *U*			
1,1-Dichloroethene	µg/kg-ww	10 *U*	10 *U*	10 *U*	10 *U*			
1,2-Dichloroethane	µg/kg-ww	10 *U*	10 *U*	10 *U*	10 *U*			
1,2-Dichloroethene (Total)	µg/kg-ww	10 *U*	10 *U*	10 *U*	10 *U*			
1,2-Dichloropropane	µg/kg-ww	10 *U*	10 *U*	10 *U*	10 *U*			
2-Hexanone	µg/kg-ww	10 *U*	10 *U*	10 *U*	10 *U*			
2-Butanone	µg/kg-ww	10 *UJ*	8 *J*	6 *J*	10 *UJ*			
4-Methyl-2-pentanone	µg/kg-ww	10 *U*	10 *U*	10 *U*	10 *U*			
Acetone	µg/kg-ww	160 *J*	180 *J*	70 *J*	50 *J*			
Benzene	µg/kg-ww	10 *U*	10 *U*	10 *U*	10 *U*			
Bromodichloromethane	µg/kg-ww	10 *U*	10 *U*	10 *U*	10 *U*			
Bromoform	µg/kg-ww	10 *U*	10 *U*	10 *U*	10 *U*			
Bromomethane	µg/kg-ww	10 *U*	10 *U*	10 *U*	10 *U*			
Carbon disulfide	µg/kg-ww	10 *UJ*	10 *UJ*	10 *UJ*	10 *UJ*			
Carbon tetrachloride	µg/kg-ww	10 *U*	10 *U*	10 *U*	10 *U*			
Chlorobenzene	µg/kg-ww	10 *U*	10 *U*	10 *U*	10 *U*			
Chloroethane	µg/kg-ww	10 *U*	10 *U*	10 *U*	10 *U*			
Chloroform	µg/kg-ww	10 *U*	10 *U*	10 *U*	10 *U*			
Chloromethane	µg/kg-ww	10 *U*	10 *U*	10 *U*	10 *U*			
cis-1,3-Dichloropropene	µg/kg-ww	10 *U*	10 *U*	10 *U*	10 *U*			
trans-1,3-Dichloropropene	µg/kg-ww	10 *U*	10 *U*	10 *U*	10 *U*			
Dibromochloromethane	µg/kg-ww	10 *U*	10 *U*	10 *U*	10 *U*			
Ethylbenzene	µg/kg-ww	10 *U*	10 *U*	10 *U*	10 *U*			

Table A-1E. (cont.)

	Survey:	O-FACCUM	O-FACCUM	O-FACCUM	O-FACCUM	ONON2A [1]	ONON2A [1]	ONON2A [1]
	Sample Number:	FB0275	FB0276	FB0277	FB0278	WB0043F	WB0044F	WB0045F
	Date Collected:	9/92 - 10/92	9/92 - 10/92	9/92 - 10/92	9/92 - 10/92	9/20/2000	9/20/2000	9/20/2000
	Station:	SEND	SEND	SEND	SEND	5AHB	5AHB	5AHB
	Species:	WPERCH	SMBASS	WALLEYE	CATFISH	CARP	CARP	CARP
	Average Length (in):	8.1	12.2	16.3	16.8	22.2	23.7	22.6
	Average Age (yrs):	4	5	5	11	7	8	7
Chemical	**Units**							
Methylene chloride	µg/kg-ww	10 *U*	10 *U*	10 *U*	10 *U*			
Styrene	µg/kg-ww	10 *U*	10 *U*	10 *U*	10 *U*			
Tetrachloroethene	µg/kg-ww	10 *U*	10 *U*	10 *U*	10 *U*			
Toluene	µg/kg-ww	10 *U*	5 *J*	10 *U*	10 *U*			
Trichloroethene	µg/kg-ww	10 *U*	10 *U*	10 *U*	10 *U*			
Vinyl chloride	µg/kg-ww	10 *U*	10 *U*	10 *U*	10 *U*			
Xylene (Total)	µg/kg-ww	10 *U*	10 *U*	10 *U*	10 *U*			
Semivolatile Organic Compounds								
2,2'-Oxybis(1-chloropropane)	µg/kg-ww	160 *UJ*	160 *UJ*	150 *UJ*	150 *UJ*			
2,4,5-Trichlorophenol	µg/kg-ww	*R*	*R*	*R*	*R*			
2,4,6-Trichlorophenol	µg/kg-ww	*R*	*R*	*R*	*R*			
2,4-Dichlorophenol	µg/kg-ww	*R*	*R*	*R*	*R*			
2,4-Dimethylphenol	µg/kg-ww	*R*	*R*	*R*	*R*			
2,4-Dinitrophenol	µg/kg-ww	*R*	*R*	*R*	*R*			
2,4-Dinitrotoluene	µg/kg-ww	160 *U*	160 *U*	150 *U*	150 *U*			
2,6-Dinitrotoluene	µg/kg-ww	160 *U*	160 *U*	150 *U*	150 *U*			
2-Chloronaphthalene	µg/kg-ww	160 *U*	160 *U*	150 *U*	150 *U*			
2-Chlorophenol	µg/kg-ww	*R*	*R*	*R*	*R*			
2-Methyl-4,6-dinitrophenol	µg/kg-ww	*R*	*R*	*R*	*R*			
2-Methylphenol	µg/kg-ww	*R*	*R*	*R*	*R*			
4-Methylphenol	µg/kg-ww	*R*	*R*	*R*	*R*			
2-Nitroaniline	µg/kg-ww	400 *U*	390 *U*	390 *U*	390 *U*			
3-Nitroaniline	µg/kg-ww	400 *U*	390 *U*	390 *U*	390 *U*			
4-Nitroaniline	µg/kg-ww	400 *U*	390 *U*	390 *U*	390 *U*			
2-Nitrophenol	µg/kg-ww	*R*	*R*	*R*	*R*			
4-Nitrophenol	µg/kg-ww	*R*	*R*	*R*	*R*			
3,3-Dichlorobenzidine	µg/kg-ww	160 *U*	160 *U*	150 *U*	150 *UJ*			

Table A-1E. (cont.)

	Survey:	O-FACCUM	O-FACCUM	O-FACCUM	O-FACCUM	ONON2A [1]	ONON2A [1]	ONON2A [1]
	Sample Number:	FB0275	FB0276	FB0277	FB0278	WB0043F	WB0044F	WB0045F
	Date Collected:	9/92 - 10/92	9/92 - 10/92	9/92 - 10/92	9/92 - 10/92	9/20/2000	9/20/2000	9/20/2000
	Station:	SEND	SEND	SEND	SEND	5AHB	5AHB	5AHB
	Species:	WPERCH	SMBASS	WALLEYE	CATFISH	CARP	CARP	CARP
	Average Length (in):	8.1	12.2	16.3	16.8	22.2	23.7	22.6
	Average Age (yrs):	4	5	5	11	7	8	7
Chemical	**Units**							
4-Bromophenyl-phenyl ether	µg/kg-ww	160 *U*	160 *U*	150 *U*	150 *U*			
4-Chloro-3-methylphenol	µg/kg-ww	*R*	*R*	*R*	*R*			
4-Chloroaniline	µg/kg-ww	160 *U*	160 *U*	150 *U*	150 *U*			
4-Chlorophenyl-phenyl ether	µg/kg-ww	160 *U*	160 *U*	150 *U*	150 *U*			
Bis(2-chloroethoxy)methane	µg/kg-ww	160 *U*	160 *U*	150 *U*	150 *U*			
Bis(2-chloroethyl)ether	µg/kg-ww	160 *U*	160 *U*	150 *U*	150 *U*			
Bis(2-ethylhexyl)phthalate	µg/kg-ww	430 *U*	2,300	420 *U*	150 *JU*			
Butylbenzylphthalate	µg/kg-ww	160 *U*	160 *U*	150 *U*	150 *UJ*			
Carbazole	µg/kg-ww	160 *U*	160 *U*	150 *U*	150 *U*			
Dibenzofuran	µg/kg-ww	160 *U*	160 *U*	150 *U*	150 *U*			
Diethylphthalate	µg/kg-ww	160 *U*	160 *U*	150 *U*	150 *U*			
Dimethylphthalate	µg/kg-ww	160 *U*	160 *U*	150 *U*	150 *U*			
Di-n-butylphthalate	µg/kg-ww	160 *U*	160 *U*	150 *U*	150 *U*			
Di-n-octylphthalate	µg/kg-ww	160 *U*	160 *U*	150 *U*	150 *UJ*			
Hexachlorobenzene	µg/kg-ww	160 *U*	160 *U*	150 *U*	47			
Hexachlorobutadiene	µg/kg-ww	160 *UJ*	160 *UJ*	150 *UJ*	150 *UJ*			
Hexachlorocyclopentadiene	µg/kg-ww	160 *UJ*	160 *UJ*	150 *UJ*	150 *UJ*			
Hexachloroethane	µg/kg-ww	160 *U*	160 *U*	150 *U*	150 *U*			
Isophorone	µg/kg-ww	160 *U*	160 *U*	150 *U*	150 *U*			
Isopropanol	µg/kg-ww	*R*	*R*	*R*	*R*			
Nitrobenzene	µg/kg-ww	160 *U*	160 *U*	150 *U*	150 *U*			
N-Nitroso-di-n-propylamine	µg/kg-ww	160 *UJ*	160 *UJ*	150 *UJ*	150 *UJ*			
N-Nitrosodiphenylamine	µg/kg-ww	160 *U*	160 *U*	150 *U*	150 *U*			
1,2,4-Trichlorobenzene	µg/kg-ww	160 *U*	160 *U*	150 *U*	150 *U*			
1,2-Dichlorobenzene	µg/kg-ww	160 *U*	160 *U*	150 *U*	150 *U*			
1,3-Dichlorobenzene	µg/kg-ww	160 *U*	160 *U*	150 *U*	150 *U*			
1,4-Dichlorobenzene	µg/kg-ww	41	160 *U*	37	58			

Table A-1E. (cont.)

	Survey:	O-FACCUM	O-FACCUM	O-FACCUM	O-FACCUM	ONON2A [1]	ONON2A [1]	ONON2A [1]
	Sample Number:	FB0275	FB0276	FB0277	FB0278	WB0043F	WB0044F	WB0045F
	Date Collected:	9/92 - 10/92	9/92 - 10/92	9/92 - 10/92	9/92 - 10/92	9/20/2000	9/20/2000	9/20/2000
	Station:	SEND	SEND	SEND	SEND	5AHB	5AHB	5AHB
	Species:	WPERCH	SMBASS	WALLEYE	CATFISH	CARP	CARP	CARP
	Average Length (in):	8.1	12.2	16.3	16.8	22.2	23.7	22.6
	Average Age (yrs):	4	5	5	11	7	8	7
Chemical	**Units**							
Pentachlorophenol	µg/kg-ww	*R*	*R*	*R*	*R*			
Phenol	µg/kg-ww	*R*	*R*	*R*	*R*			
Polycyclic Aromatic Hydrocarbons								
1-Methylnaphthalene	µg/kg-ww	890	1,300	520	2,300			
2-Methylnaphthalene	µg/kg-ww	160 *U*	160 *U*	150 *U*	150 *U*			
Acenaphthene	µg/kg-ww	160 *U*	160 *U*	150 *U*	150 *U*			
Acenaphthylene	µg/kg-ww	160 *U*	160 *U*	150 *U*	150 *U*			
Anthracene	µg/kg-ww	160 *U*	160 *U*	150 *U*	150 *U*			
Benzo(a)anthracene	µg/kg-ww	160 *U*	160 *U*	150 *U*	150 *UJ*			
Benzo(a)pyrene	µg/kg-ww	160 *U*	160 *U*	150 *U*	150 *UJ*			
Benzo(b)fluoranthene	µg/kg-ww	160 *U*	160 *U*	150 *U*	150 *UJ*			
Benzo(g,h,i)perylene	µg/kg-ww	160 *U*	160 *U*	150 *U*	150 *UJ*			
Benzo(k)fluoranthene	µg/kg-ww	160 *U*	160 *U*	150 *U*	150 *UJ*			
Chrysene	µg/kg-ww	160 *U*	160 *U*	150 *U*	150 *UJ*			
Dibenz(a,h)anthracene	µg/kg-ww	160 *U*	160 *U*	150 *U*	150 *UJ*			
Fluoranthene	µg/kg-ww	160 *U*	160 *U*	150 *U*	150 *U*			
Fluorene	µg/kg-ww	160 *U*	160 *U*	150 *U*	150 *U*			
Indeno(1,2,3-cd)pyrene	µg/kg-ww	160 *U*	160 *U*	150 *U*	150 *UJ*			
Naphthalene	µg/kg-ww	160 *U*	160 *U*	150 *U*	61			
Phenanthrene	µg/kg-ww	160 *U*	160 *U*	150 *U*	150 *U*			
Pyrene	µg/kg-ww	160 *U*	160 *U*	150 *U*	150 *UJ*			
Pesticides								
4,4'-DDD	µg/kg-ww	53 *J*	13 *J*	22 *J*	170 *J*			
4,4'-DDE	µg/kg-ww	81 *J*	43	54 *J*	400 *J*			
4,4'-DDT	µg/kg-ww	8.7 *J*	3.2 *U*	3.2 *U*	18 *J*			
Aldrin	µg/kg-ww	1.7 *U*	1.6 *U*	1.6 *U*	1.6 *U*			
alpha (cis) -Chlordane	µg/kg-ww	16 *J*	1.6 *U*	8.4 *J*	33 *J*			

Table A-1E. (cont.)

	Survey:	O-FACCUM	O-FACCUM	O-FACCUM	O-FACCUM	ONON2A [1]	ONON2A [1]	ONON2A [1]
	Sample Number:	FB0275	FB0276	FB0277	FB0278	WB0043F	WB0044F	WB0045F
	Date Collected:	9/92 - 10/92	9/92 - 10/92	9/92 - 10/92	9/92 - 10/92	9/20/2000	9/20/2000	9/20/2000
	Station:	SEND	SEND	SEND	SEND	5AHB	5AHB	5AHB
	Species:	WPERCH	SMBASS	WALLEYE	CATFISH	CARP	CARP	CARP
	Average Length (in):	8.1	12.2	16.3	16.8	22.2	23.7	22.6
	Average Age (yrs):	4	5	5	11	7	8	7
Chemical	**Units**							
gamma (trans) -Chlordane	µg/kg-ww	1.7 *U*	1.6 *U*	1.6 *U*	1.6 *U*			
Endosulfan I	µg/kg-ww	7.5 *J*	3.5 *J*	4.6 *J*	1.6 *U*			
Endosulfan II	µg/kg-ww	3.3 *U*	3.2 *U*	3.2 *U*	3.1 *U*			
Endosulfan sulfate	µg/kg-ww	3.3 *U*	4.2 *J*	3.2 *U*	3.1 *U*			
alpha-BHC	µg/kg-ww	1.7 *U*	1.6 *U*	1.6 *U*	1.6 *U*			
beta-BHC	µg/kg-ww	1.7 *U*	1.6 *U*	1.6 *U*	1.6 *U*			
delta-BHC	µg/kg-ww	2.8 *J*	1.6 *U*	2.4 *J*	1.7 *J*			
gamma-BHC (Lindane)	µg/kg-ww	1.7 *U*	1.6 *U*	1.6 *U*	1.6 *U*			
Dieldrin	µg/kg-ww	3.3 *U*	3.2 *U*	7 *J*	3.1 *U*			
Endrin	µg/kg-ww	12 *J*	8.5 *J*	6.5	32 *J*			
Endrin aldehyde	µg/kg-ww	3.3 *U*	3.2 *U*	3.2 *U*	3.1 *U*			
Endrin ketone	µg/kg-ww	3.3 *U*	3.2 *U*	3.2 *U*	3.1 *U*			
Heptachlor	µg/kg-ww	1.7 *U*	1.6 *U*	1.6 *U*	1.6 *U*			
Heptachlor epoxide	µg/kg-ww	4 *J*	1.6 *U*	1.6 *U*	1.6 *U*			
Methoxychlor	µg/kg-ww	17 *U*	16 *U*	16 *U*	16 *U*			
Toxaphene	µg/kg-ww	170 *U*	160 *U*	160 *U*	160 *U*			

Table A-1E. (cont.)

	Survey:	ONON2A [1]	ONON2A [1]	ONON2A [1]	ONON2A [1]
	Sample Number:	WF0034F	WF0035F	WF0036F	WB0037F
	Date Collected:	9/22/2000	9/22/2000	9/22/2000	9/22/2000
	Station:	5AHB	5AHB	MNMC	MNMC
	Species:	BLUEGILL	BLUEGILL	CATFISH	CATFISH
	Average Length (in):	7.4	6.9	21.1	19.8
	Average Age (yrs):	3	4	12	9
Chemical	**Units**				
Inorganics					
Aluminum	mg/kg-ww	4.89 *U*	4.84 *U*	5.3	4.88 *U*
Antimony	mg/kg-ww	0.05 *U*	0.05 *U*	0.05 *U*	0.05 *U*
Arsenic	mg/kg-ww	0.49 *U*	0.48 *U*	0.5 *U*	0.49 *U*
Barium	mg/kg-ww	0.78	0.74	0.04	0.08
Beryllium	mg/kg-ww	0.02 *U*	0.02 *U*	0.02 *U*	0.02
Cadmium	mg/kg-ww	0.05 *U*	0.05 *U*	0.05 *U*	0.05 *U*
Calcium	mg/kg-ww	16,500 *J*	24,400 *J*	389 *J*	1,060 *J*
Chromium	mg/kg-ww	0.98 *U*	0.97 *U*	0.99 *U*	0.98 *U*
Cobalt	mg/kg-ww	0.1	0.2	0.02 *U*	0.08
Copper	mg/kg-ww	1.3	1.3	3.1	2
Cyanide	mg/kg-ww	0.92 *U*	14.3	0.41 *U*	0.41 *U*
Iron	mg/kg-ww	11.4	18.3	13.8	15
Lead	mg/kg-ww	0.05	0.08	0.02	0.07
Magnesium	mg/kg-ww	1,430	1,610	1,030	989
Manganese	mg/kg-ww	1.88	5.51	0.44	0.51
Nickel	mg/kg-ww	0.9	1.9	0.6	0.3
Potassium	mg/kg-ww	16,400	15,600	17,700	14,200
Selenium	mg/kg-ww	1.5	1.6	1.2	1.4
Silver	mg/kg-ww	0.02 *U*	0.02 *U*	0.02 *U*	0.02 *U*
Sodium	mg/kg-ww	2,980	2,870	2,270	2,230
Thallium	mg/kg-ww	0.02 *U*	0.02 *U*	0.02 *U*	0.02 *U*
Mercury	µg/kg-ww	439	230	661	541
Vanadium	mg/kg-ww	0.58	0.47	0.79	0.97
Zinc	mg/kg-ww	35.1 *J*	53.7 *J*	23.7 *J*	20.1 *J*

Table A-1E. (cont.)

Notes: *J* - estimated

U - undetected at reported concentrations

WPERCH = white perch

SMBASS = smallmouth bass

Each composite was generated from five individuals of the same species

[1] Other data for these samples (including mercury, pesticides, hexachlorobenzene, PCBs, and PCDDs/PCDFs) are found on Tables A1-A, A1-B, A1-C, and A1-D.

Table A-2A. Northern Basin Nearshore Sediments – Inorganic and Organometallic Data

Survey	Survey Station	Sample Number	Duplicates	Date	Depth (cm)	Aluminum (mg/kg)	Antimony (mg/kg)	Arsenic (mg/kg)	Barium (mg/kg)	Beryllium (mg/kg)
O-SEDCHM	S53	S00020		5/9/1992	0 - 30	5,160 *J*	9.0	8.0	708	0.54 *U*
O-SEDCHM	S53	S00529		7/27/1992	0 - 2	3,560	8.7 *UJ*	5.1 *J*	636	0.40 *U*
O-SEDCHM	S61	S00589		8/7/1992	0 - 2					
O-SEDCHM	S62	S00517		7/24/1992	0 - 2					
O-SEDCHM	S66	S00067		5/11/1992	0 - 30	1,020	5.7 *J*	0.92 *J*	87.3	0.30 *U*
O-SEDCHM	S66	S00601		8/10/1992	0 - 2	1,030	2.8 *UJ*	0.72	84.7	0.26 *U*
O-SEDCHM	S67	S00513		7/23/1992	0 - 2					
O-SEDCHM	S74	S00510		7/22/1992	0 - 2					
O-SEDCHM	S75	S00507		7/21/1992	0 - 2					
O-SEDCHM	S76	S00508		7/22/1992	0 - 2					
O-SEDCHM	S81	S00023		5/9/1992	0 - 30	1,730 *J*	8.1	2.1	55.7	0.20 *U*
O-SEDCHM	S81	S00520		7/24/1992	0 - 2	4,150	6.4 *J*	2.8 *J*	51.7	0.35 *U*
O-SEDCHM	S82	S00504		7/21/1992	0 - 2					
O-SEDCHM	S87	S00511		7/22/1992	0 - 2					
O-SEDCHM	S93	S00032		5/9/1992	0 - 30	609 *J*	9.2	0.32	82.7	0.35 *U*
O-SEDCHM	S93	S00550		7/31/1992	0 - 2	262	3.8 *UJ*	0.72 *J*	79.8	0.35 *U*
O-SEDCHM	S94	S00512		7/22/1992	0 - 2					
O-SEDCHM	S100	S00059		5/11/1992	0 - 30	735	7.2 *J*	0.48 *J*	86.6	0.31 *U*
O-SEDCHM	S100	S00608		8/11/1992	0 - 2	159	3.0 *UJ*	0.45 *J*	92.2	0.27 *U*
O-SEDCHM	S105	S00552		7/31/1992	0 - 2					
O-SEDCHM	S110	S00501		7/20/1992	0 - 2					
O-SEDCHM	S113	S00029		5/9/1992	0 - 30	427 *J*	7.1	0.42	105	0.26 *U*
O-SEDCHM	S113	S00577		8/5/1992	0 - 2	635	3.7 *UJ*	1.1	72.4	0.34 *U*
O-SEDCHM	P73	S00048		5/10/1992	0–30					
ONON2A	S304	SF0052		8/9/2000	0 - 15	5,780 *J*	0.34 *UJ*	4.8 *J*	80.7 *J*	0.36
ONON2A	S304	SF0053		8/9/2000	15 - 30	6,210 *J*	0.29 *UJ*	5.8 *J*	65.7 *J*	0.37
ONON2A	S306	VC0212		7/21/2000	0 - 15	4,970	0.30 *UJ*	2.5	96.2 *J*	0.34
ONON2A	S306	VC0213		7/21/2000	15 - 30	5,340	0.34 *UJ*	1.3	72.9 *J*	0.33
ONON2A	S356	SF0001		8/16/2000	0 - 15	1,430	0.33 *U*	0.38 *U*	112 *J*	0.13
ONON2A	S356	SF0002		8/16/2000	15 - 30	1,060	0.43	0.60	99.1	0.15
ONON2A	S357	SF0003		8/16/2000	0 - 2	1,180	0.45 *U*	1.1	117	0.15
ONON2A	S357	SF0004		8/16/2000	2 - 15	1,360	0.35 *U*	0.84	111	0.14
ONON2A	S357	SF0005		8/16/2000	15 - 30	1,840	0.36 *U*	0.41 *U*	99.5	0.14

Table A-2A. (cont.)

Survey	Survey Station	Sample Number	Duplicates	Date	Depth (cm)	Cadmium (mg/kg)	Calcium (mg/kg)	Chromium (mg/kg)	Cobalt (mg/kg)	Copper (mg/kg)
O-SEDCHM	S53	S00020		5/9/1992	0 - 30	1.1 *U*	255,000	6.6	2.4	12.7
O-SEDCHM	S53	S00529		7/27/1992	0 - 2	0.97	303,000	17.7	3	12
O-SEDCHM	S61	S00589		8/7/1992	0 - 2	3.1 *J*	208,000 *J*	80.1 *J*		35.7 *J*
O-SEDCHM	S62	S00517		7/24/1992	0 - 2	2.4	292,000	43.5 *J*		13.4 *J*
O-SEDCHM	S66	S00067		5/11/1992	0 - 30	1.4	294,000	23 *J*	1.2	14 *J*
O-SEDCHM	S66	S00601		8/10/1992	0 - 2	1.3	231,000	22.6	1.1	13
O-SEDCHM	S67	S00513		7/23/1992	0 - 2	0.9	236,000	33.2 *J*		12.2 *J*
O-SEDCHM	S74	S00510		7/22/1992	0 - 2	0.79	74,200	13.6 *J*		4.7 *J*
O-SEDCHM	S75	S00507		7/21/1992	0 - 2	0.87	182,000	12.2 *J*		14.5 *J*
O-SEDCHM	S76	S00508		7/22/1992	0 - 2	1.4	76,700	11.2 *J*		9.9 *J*
O-SEDCHM	S81	S00023		5/9/1992	0 - 30	0.4 *U*	237,000	5.9	1.6	13.4
O-SEDCHM	S81	S00520		7/24/1992	0 - 2	0.35 *U*	109,000	10.5	4.2	21.4
O-SEDCHM	S82	S00504		7/21/1992	0 - 2	0.57	196,000	6.9 *J*		16.2 *J*
O-SEDCHM	S87	S00511		7/22/1992	0 - 2	1.6	313,000	37.8 *J*		11.9 *J*
O-SEDCHM	S93	S00032		5/9/1992	0 - 30	0.69 *U*	290,000	6.1	0.69 *U*	2.9
O-SEDCHM	S93	S00550		7/31/1992	0 - 2	0.73	255,000	25.1	0.94	8.8
O-SEDCHM	S94	S00512		7/22/1992	0 - 2	0.95	342,000	19.5 *J*		8.6 *J*
O-SEDCHM	S100	S00059		5/11/1992	0 - 30	0.63 *U*	326,000	3.0	0.63 *U*	1.9
O-SEDCHM	S100	S00608		8/11/1992	0 - 2	1.0	305,000	27.1	0.56	9.3 *U*
O-SEDCHM	S105	S00552		7/31/1992	0 - 2	4.6	330,000	76.9 *J*		27.8
O-SEDCHM	S110	S00501		7/20/1992	0 - 2	4.0	261,000	73.9 *J*		30.8 *J*
O-SEDCHM	S113	S00029		5/9/1992	0 - 30	0.52 *U*	339,000	6.5	0.52 *U*	3.8
O-SEDCHM	S113	S00577		8/5/1992	0 - 2	0.35	234,000	16.7	1.3	11.4 *U*
O-SEDCHM	P73	S00048		5/10/1992	0–30	0.56 *UJ*	317,000 *J*	3.4 *J*		2.5 *J*
ONON2A	S304	SF0052		8/9/2000	0 - 15	0.22	259,000 *J*	18.8 *J*	3.6 *J*	38.3 *J*
ONON2A	S304	SF0053		8/9/2000	15 - 30	0.35	147,000 *J*	69.2 *J*	8.9 *J*	41 *J*
ONON2A	S306	VC0212		7/21/2000	0 - 15	0.82	251,000	17.7 *J*	4.2	12 *J*
ONON2A	S306	VC0213		7/21/2000	15 - 30	0.05 *U*	157,000	9.0 *J*	2.4	6.7 *J*
ONON2A	S356	SF0001		8/16/2000	0 - 15	0.26	345,000	8.9	0.41	6.0 *J*
ONON2A	S356	SF0002		8/16/2000	15 - 30	0.051 *U*	320,000	2.3 *J*	0.18 *U*	2.1
ONON2A	S357	SF0003		8/16/2000	0 - 2	2.6	351,000	37.1 *J*	0.63	24.1
ONON2A	S357	SF0004		8/16/2000	2 - 15	0.96	366,000	16.2 *J*	0.61	9.7
ONON2A	S357	SF0005		8/16/2000	15 - 30	0.052 *U*	336,000	3.3 *J*	0.46	2.6

Table A-2A. (cont.)

Survey	Survey Station	Sample Number	Duplicates	Date	Depth (cm)	Cyanide (mg/kg)	Iron (mg/kg)	Lead (mg/kg)	Magnesium (mg/kg)	Manganese (mg/kg)
O-SEDCHM	S53	S00020		5/9/1992	0 - 30		5,440	7.6	28,800	244
O-SEDCHM	S53	S00529		7/27/1992	0 - 2	7.9 *UJ*	4,090	11	17,300	319
O-SEDCHM	S61	S00589		8/7/1992	0 - 2			17.7 *J*	3,150	
O-SEDCHM	S62	S00517		7/24/1992	0 - 2			9.2	3,600	
O-SEDCHM	S66	S00067		5/11/1992	0 - 30		2,800	9.7 *J*	3,000	312 *J*
O-SEDCHM	S66	S00601		8/10/1992	0 - 2	1.0	2,040	9.1	3,280	182 *J*
O-SEDCHM	S67	S00513		7/23/1992	0 - 2			12.2	14,900	
O-SEDCHM	S74	S00510		7/22/1992	0 - 2			5.3	3,090	
O-SEDCHM	S75	S00507		7/21/1992	0 - 2			10.1	5,660	
O-SEDCHM	S76	S00508		7/22/1992	0 - 2			11.6	5,330	
O-SEDCHM	S81	S00023		5/9/1992	0 - 30		4,270	24.5	4,190	202
O-SEDCHM	S81	S00520		7/24/1992	0 - 2	0.78 *UJ*	10,300	29.2	11,000	338
O-SEDCHM	S82	S00504		7/21/1992	0 - 2			21.4	7,160	
O-SEDCHM	S87	S00511		7/22/1992	0 - 2			10.4	2,560	
O-SEDCHM	S93	S00032		5/9/1992	0 - 30		1,890	1.5	3,260	143
O-SEDCHM	S93	S00550		7/31/1992	0 - 2	5.9 *UJ*	1,370	6.9	3,210	260
O-SEDCHM	S94	S00512		7/22/1992	0 - 2			8.4	2,720	
O-SEDCHM	S100	S00059		5/11/1992	0 - 30		1,760	1.0	3,110	104
O-SEDCHM	S100	S00608		8/11/1992	0 - 2	1.6 *U*	874	2.4	2,340	445 *J*
O-SEDCHM	S105	S00552		7/31/1992	0 - 2			19.5 *J*	2,630	
O-SEDCHM	S110	S00501		7/20/1992	0 - 2			6.8	2,640	
O-SEDCHM	S113	S00029		5/9/1992	0 - 30		1,520	2.5	2,950	144
O-SEDCHM	S113	S00577		8/5/1992	0 - 2	1.4 *U*	2,520	15.7	2,950	284 *J*
O-SEDCHM	P73	S00048		5/10/1992	0–30			0.83 *J*	1,640 *J*	
ONON2A	S304	SF0052		8/9/2000	0 - 15	0.91 *U*	9,730 *J*	45.7 *J*	11,300 *J*	355 *J*
ONON2A	S304	SF0053		8/9/2000	15 - 30	0.77 *U*	11,500 *J*	48.3 *J*	11,100 *J*	365 *J*
ONON2A	S306	VC0212		7/21/2000	0 - 15	0.79 *U*	9,520	7.7	13,400	342
ONON2A	S306	VC0213		7/21/2000	15 - 30	0.90 *U*	9,160	3.0	12,700	233
ONON2A	S356	SF0001		8/16/2000	0 - 15	0.86 *U*	1,870	4.2	3,050	326
ONON2A	S356	SF0002		8/16/2000	15 - 30	0.92 *U*	1,400	0.50	2,930	154
ONON2A	S357	SF0003		8/16/2000	0 - 2	1.2 *U*	2,240	11.6	2,840	418
ONON2A	S357	SF0004		8/16/2000	2 - 15	0.93 *U*	2,430	4.5	3,040	263
ONON2A	S357	SF0005		8/16/2000	15 - 30	0.94 *U*	2,710	0.85	3,250	144

Table A-2A. (cont.)

Survey	Survey Station	Sample Number	Duplicates	Date	Depth (cm)	Methylmercury (μg/kg)	Mercury (mg/kg)	Nickel (mg/kg)	Potassium (mg/kg)	Selenium (mg/kg)
O-SEDCHM	S53	S00020		5/9/1992	0 - 30		0.5 *UJ*	6.9	121 *U*	0.97 *J*
O-SEDCHM	S53	S00529		7/27/1992	0 - 2		0.21 *J*	10.8	145	0.32 *UJ*
O-SEDCHM	S61	S00589		8/7/1992	0 - 2		0.94	9.2		
O-SEDCHM	S62	S00517		7/24/1992	0 - 2		0.94	20 *J*		
O-SEDCHM	S66	S00067		5/11/1992	0 - 30		0.37	4.2	119	0.27 *UJ*
O-SEDCHM	S66	S00601		8/10/1992	0 - 2		0.21	4.3	143	0.15 *UJ*
O-SEDCHM	S67	S00513		7/23/1992	0 - 2		0.92	18.2 *J*		
O-SEDCHM	S74	S00510		7/22/1992	0 - 2		0.84	5.7 *J*		
O-SEDCHM	S75	S00507		7/21/1992	0 - 2		2.8	11.9 *J*		
O-SEDCHM	S76	S00508		7/22/1992	0 - 2		1.9	11.2 *J*		
O-SEDCHM	S81	S00023		5/9/1992	0 - 30		0.98 *J*	4.1	241	0.38 *UJ*
O-SEDCHM	S81	S00520		7/24/1992	0 - 2		1.3 *J*	11.6	578	0.79 *J*
O-SEDCHM	S82	S00504		7/21/1992	0 - 2		1.1	10.9 *J*		
O-SEDCHM	S87	S00511		7/22/1992	0 - 2		1.0	5.4 *J*		
O-SEDCHM	S93	S00032		5/9/1992	0 - 30		0.25 *UJ*	2.4 *U*	161	0.19 *UJ*
O-SEDCHM	S93	S00550		7/31/1992	0 - 2		0.39 *J*	4.0	87.7	0.28 *UJ*
O-SEDCHM	S94	S00512		7/22/1992	0 - 2		0.96	3.9 *J*		
O-SEDCHM	S100	S00059		5/11/1992	0 - 30		0.28 *U*	3.6	182	0.38 *J*
O-SEDCHM	S100	S00608		8/11/1992	0 - 2		0.36	3.9	211	0.39
O-SEDCHM	S105	S00552		7/31/1992	0 - 2		1.6	7.6		
O-SEDCHM	S110	S00501		7/20/1992	0 - 2		2.2	8.6 *J*		
O-SEDCHM	S113	S00029		5/9/1992	0 - 30		0.18 *J*	2.7	89.7	0.30 *UJ*
O-SEDCHM	S113	S00577		8/5/1992	0 - 2		0.17	4.8	110	0.19 *UJ*
O-SEDCHM	P73	S00048		5/10/1992	0–30		0.11 *UJ*	3.1 *J*		
ONON2A	S304	SF0052		8/9/2000	0 - 15		2.2	19.7 *J*	1,450 *J*	1.2 *J*
ONON2A	S304	SF0053		8/9/2000	15 - 30		3.2	36.4 *J*	1,590 *J*	1.1 *J*
ONON2A	S306	VC0212		7/21/2000	0 - 15		0.69	15.1 *J*	1,330 *J*	1.2
ONON2A	S306	VC0213		7/21/2000	15 - 30		0.051 *U*	8.2 *J*	1,430 *J*	0.82
ONON2A	S356	SF0001		8/16/2000	0 - 15		0.16 *J*	3.2	369	0.73
ONON2A	S356	SF0002		8/16/2000	15 - 30		0.052 *UJ*	2.1	184	0.68 *U*
ONON2A	S357	SF0003		8/16/2000	0 - 2		1.2 *J*	6.1	577	0.87 *U*
ONON2A	S357	SF0004		8/16/2000	2 - 15		0.49 *J*	4.3	354	0.87
ONON2A	S357	SF0005		8/16/2000	15 - 30		0.053 *UJ*	3.0	517	1.1

Table A-2A. (cont.)

Survey	Survey Station	Sample Number	Duplicates	Date	Depth (cm)	Silver (mg/kg)	Sodium (mg/kg)	Thallium (mg/kg)	Vanadium (mg/kg)	Zinc (mg/kg)
O-SEDCHM	S53	S00020		5/9/1992	0 - 30	1.1 *UJ*	5,970	0.73 *J*	5.2	15.8
O-SEDCHM	S53	S00529		7/27/1992	0 - 2	1.2 *J*	3,520	0.41 *J*	4.3	34.2 *J*
O-SEDCHM	S61	S00589		8/7/1992	0 - 2					74.9 *J*
O-SEDCHM	S62	S00517		7/24/1992	0 - 2					85.7 *J*
O-SEDCHM	S66	S00067		5/11/1992	0 - 30	1.7 *J*	782 *U*	0.27 *UJ*	1.2 *U*	40.6 *UJ*
O-SEDCHM	S66	S00601		8/10/1992	0 - 2	2.7 *J*	466	0.15 *U*	0.51 *U*	38.7
O-SEDCHM	S67	S00513		7/23/1992	0 - 2					50.1 *J*
O-SEDCHM	S74	S00510		7/22/1992	0 - 2					21.9 *J*
O-SEDCHM	S75	S00507		7/21/1992	0 - 2					65.7 *J*
O-SEDCHM	S76	S00508		7/22/1992	0 - 2					46.6 *J*
O-SEDCHM	S81	S00023		5/9/1992	0 - 30	0.5 *J*	970	0.38 *U*	1.0	36.6
O-SEDCHM	S81	S00520		7/24/1992	0 - 2	0.69 *UJ*	394	0.63 *J*	6.9	62 *J*
O-SEDCHM	S82	S00504		7/21/1992	0 - 2					49.9 *J*
O-SEDCHM	S87	S00511		7/22/1992	0 - 2					34.1 *J*
O-SEDCHM	S93	S00032		5/9/1992	0 - 30	0.69 *U*	923	0.19 *U*	1.4 *U*	10.1
O-SEDCHM	S93	S00550		7/31/1992	0 - 2	1.2 *J*	457	0.28 *UJ*	0.69 *U*	24.6 *J*
O-SEDCHM	S94	S00512		7/22/1992	0 - 2					24 *J*
O-SEDCHM	S100	S00059		5/11/1992	0 - 30	0.91	768	0.35 *UJ*	1.3 *U*	6.8 *J*
O-SEDCHM	S100	S00608		8/11/1992	0 - 2	1.3 *J*	544	0.29 *U*	0.54 *U*	31.4
O-SEDCHM	S105	S00552		7/31/1992	0 - 2					77 *J*
O-SEDCHM	S110	S00501		7/20/1992	0 - 2					74.5 *J*
O-SEDCHM	S113	S00029		5/9/1992	0 - 30	0.91	612	0.30 *U*	1 *U*	14
O-SEDCHM	S113	S00577		8/5/1992	0 - 2	0.68 *UJ*	457	0.19	1.8	38.9
O-SEDCHM	P73	S00048		5/10/1992	0–30					8.4 *UJ*
ONON2A	S304	SF0052		8/9/2000	0 - 15	0.14 *U*	1,430 *J*	0.89 *U*	11.4 *J*	89.1 *J*
ONON2A	S304	SF0053		8/9/2000	15 - 30	0.11 *U*	1,020 *J*	0.75 *U*	16.9 *J*	68.2 *J*
ONON2A	S306	VC0212		7/21/2000	0 - 15	0.12 *U*	2,130 *J*	0.78 *U*	9.6	68.4 *J*
ONON2A	S306	VC0213		7/21/2000	15 - 30	0.13 *U*	2,870 *J*	0.88 *U*	9.8	38.8 *J*
ONON2A	S356	SF0001		8/16/2000	0 - 15	0.13 *U*	854 *J*	0.84 *U*	2.3	33.4
ONON2A	S356	SF0002		8/16/2000	15 - 30	0.14 *U*	857 *J*	0.9 *U*	1.7	8.2
ONON2A	S357	SF0003		8/16/2000	0 - 2	0.36	1,240 *J*	1.2 *U*	2.4	77.1
ONON2A	S357	SF0004		8/16/2000	2 - 15	0.14 *U*	1,100 *J*	0.91 *U*	2.3	34.2
ONON2A	S357	SF0005		8/16/2000	15 - 30	0.14 *U*	1,360 *J*	0.92 *U*	2.9	36.3

Table A-2A. (cont.)

Survey	Survey Station	Sample Number	Duplicates	Date	Depth (cm)	Aluminum (mg/kg-dw)	Antimony (mg/kg-dw)	Arsenic (mg/kg-dw)	Barium (mg/kg-dw)	Beryllium (mg/kg)
ONON2A	S358	SF0006		8/16/2000	0–15	1,590	0.30 *U*	0.35 *U*	101	0.12
ONON2A	S358	SF0007		8/16/2000	15–30	1,090	0.30 *U*	0.34 *U*	102	0.11
ONON2A	S359	SF0008		8/16/2000	0 - 15	5,700	0.28 *U*	5.3	61.6	0.39
ONON2A	S359	SF0009		8/16/2000	15 - 30	6,360	0.24 *U*	4.7	67.8	0.33
ONON2A	S360	SF0010	D1	8/16/2000	0 - 2	6,450	0.39 *U*	3.2	82.3	0.34
ONON2A	S360	SF0066	D2	8/16/2000	0 - 2	6,480	0.39 *U*	3.3	83.7	0.35
ONON2A	S360	SF0011	D1	8/16/2000	2 - 15	5,820	0.37 *U*	3.2	76.7	0.31
ONON2A	S360	SF0164	D2	8/16/2000	2 - 15	3,930	0.36 *U*	2.6	76.9	0.24
ONON2A	S360	SF0012	D1	8/16/2000	15 - 30	3,230	0.34 *U*	2.3	76.9	0.21
ONON2A	S360	SF0169	D2	8/16/2000	15 - 30	2,800	0.33 *U*	2	75.9	0.19
ONON2A	S361	SF0014		8/15/2000	15 - 30	2,920	0.49	0.95	54.1	0.20
ONON2A	S361	SF0013	D1	8/15/2000	0 - 15	2,280	0.36 *U*	1.9	72.8	0.18
ONON2A	S361	SF0163	D2	8/15/2000	0 - 15	2,490	0.35 *U*	1.8	72.3	0.18
ONON2A	S362	SF0015		8/15/2000	0 - 15	1,190	0.32	0.97	70.9	0.12
ONON2A	S362	SF0016		8/15/2000	15 - 30	822	0.34 *U*	1.7	88.7	0.12
ONON2A	S363	SF0017		8/15/2000	0 - 2	1,350	0.33 *U*	1.7	114 *J*	0.17
ONON2A	S363	SF0018	D1	8/15/2000	2 - 15	2,810	0.35 *U*	3	85.3	0.24
ONON2A	S363	SF0175	D2	8/15/2000	2 - 15	3,040	0.36 *U*	2.6	110	0.24
ONON2A	S363	SF0019		8/15/2000	15 - 30	5,400	0.67 *U*	7	38.2	0.40
ONON2A	S369	SF0031		8/15/2000	0 - 15	1,470	0.34 *U*	0.43	107	0.12
ONON2A	S369	SF0032		8/15/2000	15 - 30	1,290	0.35 *U*	0.4 *U*	107	0.11
ONON2A	S370	SF0033		8/17/2000	0 - 2	1,000 *J*	0.33 *U*	0.71	70.1	0.15
ONON2A	S370	SF0034		8/17/2000	2 - 15	747 *J*	0.3 *U*	0.76	67	0.13
ONON2A	S370	SF0035		8/17/2000	15 - 30	1,170 *J*	0.29 *U*	0.68	73	0.12
ONON2A	S372	BC0027		8/2/2000	0 - 2					
ONON2A	S372	BC0028	D1	8/2/2000	2 - 14					
ONON2A	S372	BC0032	D2	8/2/2000	2 - 14					
ONON2A	S372	SF0039	D1	8/17/2000	15 - 30	2,360	0.35	1.6	86	0.20
ONON2A	S372	SF0165	D2	8/17/2000	15 - 30	1,590	0.39	1.8	97	0.15
ONON2A	S372	SF0050		8/11/2000	0 - 15	752	0.41 *J*	0.87	112 *J*	0.14

Table A-2A. (cont.)

Survey	Survey Station	Sample Number	Duplicates	Date	Depth (cm)	Cadmium (mg/kg)	Calcium (mg/kg)	Chromium (mg/kg)	Cobalt (mg/kg)	Copper (mg/kg)
ONON2A	S358	SF0006		8/16/2000	0–15	0.044 *U*	349,000	3.2 *J*	0.29	1.8
ONON2A	S358	SF0007		8/16/2000	15–30	0.044 *U*	348,000	2.5 *J*	0.28	1.7
ONON2A	S359	SF0008		8/16/2000	0 - 15	0.083	178,000	11.4 *J*	3.3	14.8
ONON2A	S359	SF0009		8/16/2000	15 - 30	0.083	180,000	21.9 *J*	3.3	18.1
ONON2A	S360	SF0010	D1	8/16/2000	0 - 2	0.33	221,000	24.1 *J*	2.8	28.8
ONON2A	S360	SF0066	D2	8/16/2000	0 - 2	0.34	236,000	26.6 *J*	3.0	30.7
ONON2A	S360	SF0011	D1	8/16/2000	2 - 15	0.35	272,000	21.6 *J*	2.1	28.4
ONON2A	S360	SF0164	D2	8/16/2000	2 - 15	0.35	323,000	14.9 *J*	0.97	18.4
ONON2A	S360	SF0012	D1	8/16/2000	15 - 30	0.11	335,000	9.8 *J*	0.72	16.1
ONON2A	S360	SF0169	D2	8/16/2000	15 - 30	0.082	309,000	8.4 *J*	0.56	15.3
ONON2A	S361	SF0014		8/15/2000	15 - 30	0.058 *U*	163,000	6.1	1.6	6.3
ONON2A	S361	SF0013	D1	8/15/2000	0 - 15	0.30	230,000	11.1	1.3	11.7
ONON2A	S361	SF0163	D2	8/15/2000	0 - 15	0.27	215,000	10.6	1.1	11.7
ONON2A	S362	SF0015		8/15/2000	0 - 15	0.047 *U*	234,000	4.2	0.52	3.9
ONON2A	S362	SF0016		8/15/2000	15 - 30	0.096	318,000	3.4	0.41	6.6
ONON2A	S363	SF0017		8/15/2000	0 - 2	0.22	392,000	12.8	0.66	5.6 *J*
ONON2A	S363	SF0018	D1	8/15/2000	2 - 15	1.2	301,000	36.5	1.8	20.2
ONON2A	S363	SF0175	D2	8/15/2000	2 - 15	1.4	326,000	44	1.9	24
ONON2A	S363	SF0019		8/15/2000	15 - 30	0.099 *U*	247,000	14.8	1.1	11
ONON2A	S369	SF0031		8/15/2000	0 - 15	0.18	338,000	7.6	0.20	4.2
ONON2A	S369	SF0032		8/15/2000	15 - 30	0.051 *U*	352,000	2.8	0.17 *U*	1.8
ONON2A	S370	SF0033		8/17/2000	0 - 2	1.7	207,000	54.9	0.74	18.9
ONON2A	S370	SF0034		8/17/2000	2 - 15	1.8	196,000	54.6	0.53	18.4
ONON2A	S370	SF0035		8/17/2000	15 - 30	0.84	246,000	10.6	0.34	8.2
ONON2A	S372	BC0027		8/2/2000	0 - 2					
ONON2A	S372	BC0028	D1	8/2/2000	2 - 14					
ONON2A	S372	BC0032	D2	8/2/2000	2 - 14					
ONON2A	S372	SF0039	D1	8/17/2000	15 - 30	1.1	290,000	12.4	1.5	10.2
ONON2A	S372	SF0165	D2	8/17/2000	15 - 30	1.7	326,000	14	1.4	11.7
ONON2A	S372	SF0050		8/11/2000	0 - 15	3.7	349,000	81.6	0.83	34.3

Table A-2A. (cont.)

Survey	Survey Station	Sample Number	Duplicates	Date	Depth (cm)	Cyanide (mg/kg)	Iron (mg/kg)	Lead (mg/kg)	Magnesium (mg/kg)	Manganese (mg/kg)
ONON2A	S358	SF0006		8/16/2000	0–15	0.79 *U*	2,080	0.74	3,390	196
ONON2A	S358	SF0007		8/16/2000	15–30	0.78 *U*	1,720	0.74	3,240	146
ONON2A	S359	SF0008		8/16/2000	0 - 15	0.73 *U*	14,000	17.1	18,200	305
ONON2A	S359	SF0009		8/16/2000	15 - 30	0.64 *U*	13,100	19	11,800	325
ONON2A	S360	SF0010	D1	8/16/2000	0 - 2	1.0 *U*	10,400	38.3	8,690	280
ONON2A	S360	SF0066	D2	8/16/2000	0 - 2	1.0 *U*	11,000	41.4	9,000	289
ONON2A	S360	SF0011	D1	8/16/2000	2 - 15	0.98 *U*	9,530	31.6	8,220	324
ONON2A	S360	SF0164	D2	8/16/2000	2 - 15	0.95 *U*	7,010	20.4	5,950	334
ONON2A	S360	SF0012	D1	8/16/2000	15 - 30	0.88 *U*	4,440	16.3	4,780	309
ONON2A	S360	SF0169	D2	8/16/2000	15 - 30	0.87 *U*	4,160	12.2	4,810	299
ONON2A	S361	SF0014		8/15/2000	15 - 30	1.0 *U*	6,860	2.4 *J*	7,190	177 *J*
ONON2A	S361	SF0013	D1	8/15/2000	0 - 15	0.95 *U*	4,660	30.1 *J*	5,040	249 *J*
ONON2A	S361	SF0163	D2	8/15/2000	0 - 15	0.91 *U*	4,610	21.7	4,850	235
ONON2A	S362	SF0015		8/15/2000	0 - 15	0.83 *U*	2,290	2.6 *J*	4,230	197 *J*
ONON2A	S362	SF0016		8/15/2000	15 - 30	0.89 *U*	1,680	8.5 *J*	2,250	224 *J*
ONON2A	S363	SF0017		8/15/2000	0 - 2	0.87 *U*	2,040	7.3	4,230	299
ONON2A	S363	SF0018	D1	8/15/2000	2 - 15	0.93 *U*	3,520	16.1 *J*	9,560	174 *J*
ONON2A	S363	SF0175	D2	8/15/2000	2 - 15	0.96 *U*	3,670	18.5	8,380	184
ONON2A	S363	SF0019		8/15/2000	15 - 30	1.8 *U*	6,220	7.9 *J*	30,300	410 *J*
ONON2A	S369	SF0031		8/15/2000	0 - 15	0.91 *U*	2,500	3.1	3,320	193
ONON2A	S369	SF0032		8/15/2000	15 - 30	0.91 *U*	2,020	0.60	3,250	140
ONON2A	S370	SF0033		8/17/2000	0 - 2	0.88 *U*	2,240	11.1	2,880	197
ONON2A	S370	SF0034		8/17/2000	2 - 15	0.78 *U*	1,890	12.6	2,460	181
ONON2A	S370	SF0035		8/17/2000	15 - 30	0.78 *U*	2,210	4.6	2,980	160
ONON2A	S372	BC0027		8/2/2000	0 - 2					
ONON2A	S372	BC0028	D1	8/2/2000	2 - 14					
ONON2A	S372	BC0032	D2	8/2/2000	2 - 14					
ONON2A	S372	SF0039	D1	8/17/2000	15 - 30	0.82 *U*	4,660	4.8 *J*	5,390	248
ONON2A	S372	SF0165	D2	8/17/2000	15 - 30	0.90 *U*	3,680	5.6 *J*	4,430	271
ONON2A	S372	SF0050		8/11/2000	0 - 15	1.1 *U*	2,530	12.6 *J*	3,310	337

Table A-2A. (cont.)

Survey	Survey Station	Sample Number	Duplicates	Date	Depth (cm)	Methylmercury (μg/kg)	Mercury (mg/kg)	Nickel (mg/kg)	Potassium (mg/kg)	Selenium (mg/kg)
ONON2A	S358	SF0006		8/16/2000	0–15		0.045 *UJ*	3.0	386	1.2 *U*
ONON2A	S358	SF0007		8/16/2000	15–30		0.044 *UJ*	2.5	245	1.2 *U*
ONON2A	S359	SF0008		8/16/2000	0 - 15		1.9 *J*	12.6	1,760	0.74
ONON2A	S359	SF0009		8/16/2000	15 - 30		3.2 *J*	13.4	2,050	0.47 *U*
ONON2A	S360	SF0010	D1	8/16/2000	0 - 2		11.5 *J*	13.6	2,090	0.76 *U*
ONON2A	S360	SF0066	D2	8/16/2000	0 - 2		9.5 *J*	15.5	2,090	0.94
ONON2A	S360	SF0011	D1	8/16/2000	2 - 15		5.6 *J*	13.6	1,710	0.73 *U*
ONON2A	S360	SF0164	D2	8/16/2000	2 - 15		1.8 *J*	8	1,060	0.70 *U*
ONON2A	S360	SF0012	D1	8/16/2000	15 - 30		0.10 *J*	5.4	823	0.77
ONON2A	S360	SF0169	D2	8/16/2000	15 - 30		0.081 *J*	5.6	687	0.64 *U*
ONON2A	S361	SF0014		8/15/2000	15 - 30		0.058 *U*	5.8	742	0.76 *U*
ONON2A	S361	SF0013	D1	8/15/2000	0 - 15		0.31	8.3	426	0.70 *U*
ONON2A	S361	SF0163	D2	8/15/2000	0 - 15		0.40	8.0	569	0.68
ONON2A	S362	SF0015		8/15/2000	0 - 15		0.086	3.8	210	0.62 *U*
ONON2A	S362	SF0016		8/15/2000	15 - 30		0.051 *U*	3.1	167	0.73
ONON2A	S363	SF0017		8/15/2000	0 - 2		0.61 *J*	5.9	62.3	1.3 *U*
ONON2A	S363	SF0018	D1	8/15/2000	2 - 15		0.18	17.5	159	0.69 *U*
ONON2A	S363	SF0175	D2	8/15/2000	2 - 15		0.24	20.6	221	0.71 *U*
ONON2A	S363	SF0019		8/15/2000	15 - 30		0.10 *U*	10.6	143	1.3 *U*
ONON2A	S369	SF0031		8/15/2000	0 - 15		0.055	3.0	422	0.93
ONON2A	S369	SF0032		8/15/2000	15 - 30		0.061	2.8	339	0.67 *U*
ONON2A	S370	SF0033		8/17/2000	0 - 2		0.61 *J*	5.9	225	0.65 *U*
ONON2A	S370	SF0034		8/17/2000	2 - 15		0.55 *J*	6.9	110	0.57 *U*
ONON2A	S370	SF0035		8/17/2000	15 - 30		0.044 *UJ*	5.4	253	0.57 *U*
ONON2A	S372	BC0027		8/2/2000	0 - 2	3.32	1.3			
ONON2A	S372	BC0028	D1	8/2/2000	2 - 14	1.65	1.2 *J*			
ONON2A	S372	BC0032	D2	8/2/2000	2 - 14	1.89	1.3			
ONON2A	S372	SF0039	D1	8/17/2000	15 - 30		0.082 *J*	7.9	619	1.2
ONON2A	S372	SF0165	D2	8/17/2000	15 - 30		0.051 *U*	8.6	326	1.2
ONON2A	S372	SF0050		8/11/2000	0 - 15	2.937	1.6	7.6	125	0.96

Table A-2A. (cont.)

Survey	Survey Station	Sample Number	Duplicates	Date	Depth (cm)	Silver (mg/kg)	Sodium (mg/kg)	Thallium (mg/kg)	Vanadium (mg/kg)	Zinc (mg/kg)
ONON2A	S358	SF0006		8/16/2000	0–15	0.12 *U*	1,370 *J*	0.77 *U*	2.4	10.8
ONON2A	S358	SF0007		8/16/2000	15–30	0.12 *U*	2,040 *J*	0.76 *U*	1.7	9.2
ONON2A	S359	SF0008		8/16/2000	0 - 15	0.11 *U*	1,050 *J*	0.71 *U*	12.3	51.8
ONON2A	S359	SF0009		8/16/2000	15 - 30	0.096 *U*	2,070 *J*	0.63 *U*	14.5	62.6
ONON2A	S360	SF0010	D1	8/16/2000	0 - 2	0.15 *U*	1,430 *J*	1.0 *U*	12.4	76.7
ONON2A	S360	SF0066	D2	8/16/2000	0 - 2	0.16 *U*	1,770 *J*	1.0 *U*	12.5	85.1
ONON2A	S360	SF0011	D1	8/16/2000	2 - 15	0.15 *U*	7,590 *J*	0.96 *U*	10.7	122
ONON2A	S360	SF0164	D2	8/16/2000	2 - 15	0.14 *U*	10,100 *J*	0.93 *U*	7.0	57.0
ONON2A	S360	SF0012	D1	8/16/2000	15 - 30	0.13 *U*	10,500 *J*	0.86 *U*	5.2	35.3
ONON2A	S360	SF0169	D2	8/16/2000	15 - 30	0.13 *U*	10,800 *J*	0.85 *U*	4.5	34.1
ONON2A	S361	SF0014		8/15/2000	15 - 30	0.15 *U*	6,290	1.0 *U*	5.5	24.4
ONON2A	S361	SF0013	D1	8/15/2000	0 - 15	0.14 *U*	2,450	0.93 *U*	4.3	52.1
ONON2A	S361	SF0163	D2	8/15/2000	0 - 15	0.14 *U*	2,270	0.89 *U*	4.8	53.2
ONON2A	S362	SF0015		8/15/2000	0 - 15	0.12 *U*	6,560	0.82 *U*	2.2	17.4
ONON2A	S362	SF0016		8/15/2000	15 - 30	0.13 *U*	16,000	0.88 *U*	1.6	49.8
ONON2A	S363	SF0017		8/15/2000	0 - 2	0.13 *U*	2,070 *J*	0.85 *U*	3.6	38.2
ONON2A	S363	SF0018	D1	8/15/2000	2 - 15	0.48	5,800	0.91 *U*	6.3	100
ONON2A	S363	SF0175	D2	8/15/2000	2 - 15	0.52	6,100	0.94 *U*	6.6	125
ONON2A	S363	SF0019		8/15/2000	15 - 30	0.27 *U*	11,500	1.7 *U*	8.1	38.1
ONON2A	S369	SF0031		8/15/2000	0 - 15	0.14 *U*	1,770	0.89 *U*	2.6	22.3
ONON2A	S369	SF0032		8/15/2000	15 - 30	0.14 *U*	2,880	0.89 *U*	2.0	21.4
ONON2A	S370	SF0033		8/17/2000	0 - 2	0.33	744 *J*	0.86 *U*	2.3	51.7
ONON2A	S370	SF0034		8/17/2000	2 - 15	0.26	933 *J*	0.76 *U*	1.8	55.7
ONON2A	S370	SF0035		8/17/2000	15 - 30	0.12 *U*	1,860 *J*	0.76 *U*	2.0	34.5
ONON2A	S372	BC0027		8/2/2000	0 - 2					
ONON2A	S372	BC0028	D1	8/2/2000	2 - 14					
ONON2A	S372	BC0032	D2	8/2/2000	2 - 14					
ONON2A	S372	SF0039	D1	8/17/2000	15 - 30	0.12 *U*	1,260	0.81 *U*	5.1	36.7 *J*
ONON2A	S372	SF0165	D2	8/17/2000	15 - 30	0.13 *U*	1,370	0.88 *U*	3.8	44.4 *J*
ONON2A	S372	SF0050		8/11/2000	0 - 15	0.58	1,040 *J*	1.0 *U*	1.8	84

Notes: *J* - estimated
U - not detected at reported quantitation limit

Table A-2B. Northern Basin Nearshore Sediments – Volatile Organic Compound Data

Survey	Sample Number	Survey Station	Date	Duplicates	Depth (cm)	Acetone (µg/kg)	Benzene (µg/kg)	Bromodichloro-methane (µg/kg)	Bromoform (µg/kg)	Bromo-methane (µg/kg)	2-Butanone (µg/kg)	Carbon disulfide (µg/kg)
O-SEDCHM	S00529	S53	7/27/1992		0 - 2	79 *J*	150 *J*	21 *UJ*	21 *UJ*	21 *UJ*	21 *UJ*	21 *UJ*
O-SEDCHM	S00020	S53	5/9/1992		0 - 30	160 *J*	900	63 *U*	63 *U*	63 *U*	45 *J*	63 *U*
O-SEDCHM	S00589	S61	8/7/1992		0 - 2		9 *U*					
O-SEDCHM	S00517	S62	7/24/1992		0 - 2		9 *UJ*					
O-SEDCHM	S00601	S66	8/10/1992		0 - 2	96 *J*	17 *U*	17 *U*	17 *U*	17 *U*	17 *UJ*	17 *U*
O-SEDCHM	S00067	S66	5/11/1992		0 - 30	160	16 *U*	16 *U*	16 *U*	16 *U*	200	16 *U*
O-SEDCHM	S00513	S67	7/23/1992		0 - 2		11 *UJ*					
O-SEDCHM	S00510	S74	7/22/1992		0 - 2		7 *UJ*					
O-SEDCHM	S00507	S75	7/21/1992		0 - 2		9 *UJ*					
O-SEDCHM	S00508	S76	7/22/1992		0 - 2		8 *UJ*					
O-SEDCHM	S00520	S81	7/24/1992		0 - 2		10 *UJ*					
O-SEDCHM	S00023	S81	5/9/1992		0 - 30	65 *J*	55	19 *U*	19 *U*	19 *U*	19 *U*	19 *U*
O-SEDCHM	S00504	S82	7/21/1992		0 - 2		10 *UJ*					
O-SEDCHM	S00511	S87	7/22/1992		0 - 2		8 *UJ*					
O-SEDCHM	S00550	S93	7/31/1992		0 - 2	77	17 *U*	17 *U*	17 *U*	17 *UJ*	17 *UJ*	17 *U*
O-SEDCHM	S00032	S93	5/9/1992		0 - 30	140	17 *U*	17 *U*	17 *U*	17 *U*	17 *U*	17 *U*
O-SEDCHM	S00512	S94	7/22/1992		0 - 2		10 *UJ*					
O-SEDCHM	S00608	S100	8/11/1992		0 - 2	34 *J*	20 *U*	20 *U*	20 *U*	20 *U*	20 *UJ*	20 *U*
O-SEDCHM	S00059	S100	5/11/1992		0 - 30	31 *UJ*	22 *U*	22 *U*	22 *U*	22 *U*	51 *J*	22 *U*
O-SEDCHM	S00552	S105	7/31/1992		0 - 2		9 *U*					
O-SEDCHM	S00501	S110	7/20/1992		0 - 2		9 *U*					
O-SEDCHM	S00577	S113	8/5/1992		0 - 2	71	17 *U*	17 *U*	17 *U*	17 *UJ*	17 *U*	17 *UJ*
O-SEDCHM	S00029	S113	5/9/1992		0 - 30	110 *J*	20 *U*	20 *U*	20 *U*	20 *U*	20 *U*	20 *U*
O-SEDCHM	S00048	P73	5/10/1992		0 - 30							
ONON2A	SF0052	S304	8/9/2000		0 - 15	23	8.7 *U*	8.7 *U*	8.7 *U*	8.7 *U*	5.2	17 *U*
ONON2A	SF0053	S304	8/9/2000		15 - 30	55 *U*	3.9	8.5 *U*	8.5 *U*	8.5 *U*	17	2.7
ONON2A	SF0008	S359	8/16/2000		0 - 15	30 *U*	7.4 *U*	7.4 *U*	7.4 *U*	7.4 *U*	15 *U*	15 *U*
ONON2A	SF0009	S359	8/16/2000		15 - 30	30 *U*	7.4 *U*	7.4 *U*	7.4 *U*	7.4 *U*	15 *U*	15 *U*
ONON2A	SF0013	S361	8/15/2000	D1	0 - 15	20 *U*	9 *U*	9 *U*	9 *U*	9 *U*	18 *U*	18 *U*
ONON2A	SF0163	S361	8/15/2000	D2	0 - 15	20 *U*	9 *U*	9 *U*	9 *U*	9 *U*	2.9	18 *U*
ONON2A	SF0014	S361	8/15/2000		15 - 30	22 *U*	9.6 *U*	9.6 *U*	9.6 *U*	9.6 *U*	5.2	17
ONON2A	SF0015	S362	8/15/2000		0 - 15	20 *U*	8.8 *U*	8.8 *U*	8.8 *U*	8.8 *U*	18 *U*	2.1
ONON2A	SF0016	S362	8/15/2000		15 - 30	210	5.1	8.8 *U*	8.8 *U*	8.8 *U*	60	4.2
ONON2A	SF0017	S363	8/15/2000		0 - 2	80 *U*	170	39 *U*	39 *U*	39 *U*	10	78 *U*
ONON2A	SF0018	S363	8/15/2000	D1	2 - 15	5,000 *UJ*	1,200	1,200 *U*	1,200 *U*	1,200 *UJ*	2,500 *UJ*	2,500 *U*
ONON2A	SF0175	S363	8/15/2000	D2	2 - 15	4,900 *UJ*	950	1,200 *U*	1,200 *U*	1,200 *UJ*	2,500 *UJ*	2,500 *U*
ONON2A	SF0019	S363	8/15/2000		15 - 30	7,400 *UJ*	1,400	1,800 *U*	1,800 *U*	1,800 *UJ*	3,700 *UJ*	3,700 *U*

Table A-2B. (cont.)

Survey	Sample Number	Survey Station	Date	Duplicates	Depth (cm)	Carbon tetrachloride (µg/kg)	Chlorobenzene (µg/kg)	Chloroethane (µg/kg)	Chloroform (µg/kg)	Chloro-methane (µg/kg)	Dibromochloro-methane (µg/kg)	1,1-Dichloro-ethane (µg/kg)	1,2-Dichloro-ethane (µg/kg)
O-SEDCHM	S00529	S53	7/27/1992		0 - 2	21 *UJ*	10 *UJ*	21 *UJ*	21 *UJ*	21 *UJ*	21 *UJ*	21 *UJ*	21 *UJ*
O-SEDCHM	S00020	S53	5/9/1992		0 - 30	63 *U*	63 *U*	63 *U*	63 *U*	63 *U*	63 *U*	63 *U*	63 *U*
O-SEDCHM	S00589	S61	8/7/1992		0 - 2		9 *U*						
O-SEDCHM	S00517	S62	7/24/1992		0 - 2		9 *UJ*						
O-SEDCHM	S00601	S66	8/10/1992		0 - 2	17 *U*	17 *U*	17 *U*	17 *U*	17 *U*	17 *U*	17 *U*	17 *U*
O-SEDCHM	S00067	S66	5/11/1992		0 - 30	16 *U*	16 *U*	16 *U*	16 *U*	16 *U*	16 *U*	16 *U*	16 *U*
O-SEDCHM	S00513	S67	7/23/1992		0 - 2		11 *UJ*						
O-SEDCHM	S00510	S74	7/22/1992		0 - 2		7 *UJ*						
O-SEDCHM	S00507	S75	7/21/1992		0 - 2		9 *UJ*						
O-SEDCHM	S00508	S76	7/22/1992		0 - 2		8 *UJ*						
O-SEDCHM	S00520	S81	7/24/1992		0 - 2		10 *UJ*						
O-SEDCHM	S00023	S81	5/9/1992		0 - 30	19 *U*	19 *U*	19 *U*	19 *U*	19 *U*	19 *U*	19 *U*	19 *U*
O-SEDCHM	S00504	S82	7/21/1992		0 - 2		10 *UJ*						
O-SEDCHM	S00511	S87	7/22/1992		0 - 2		8 *UJ*						
O-SEDCHM	S00550	S93	7/31/1992		0 - 2	17 *U*	17 *U*	17 *UJ*	17 *U*	17 *UJ*	17 *U*	17 *U*	17 *U*
O-SEDCHM	S00032	S93	5/9/1992		0 - 30	17 *U*	17 *U*	17 *U*	17 *U*	17 *U*	17 *U*	17 *U*	17 *U*
O-SEDCHM	S00512	S94	7/22/1992		0 - 2		10 *UJ*						
O-SEDCHM	S00608	S100	8/11/1992		0 - 2	20 *U*	20 *U*	20 *U*	20 *U*	20 *U*	20 *U*	20 *U*	20 *U*
O-SEDCHM	S00059	S100	5/11/1992		0 - 30	22 *U*	22 *U*	22 *U*	22 *U*	22 *U*	22 *U*	22 *U*	22 *U*
O-SEDCHM	S00552	S105	7/31/1992		0 - 2		9 *U*						
O-SEDCHM	S00501	S110	7/20/1992		0 - 2		9 *U*						
O-SEDCHM	S00577	S113	8/5/1992		0 - 2	17 *U*	17 *U*	17 *U*	17 *U*	17 *U*	17 *U*	17 *U*	17 *U*
O-SEDCHM	S00029	S113	5/9/1992		0 - 30	20 *U*	20 *U*	20 *U*	20 *U*	20 *U*	20 *U*	20 *U*	20 *U*
O-SEDCHM	S00048	P73	5/10/1992		0 - 30		9 *U*						
ONON2A	SF0052	S304	8/9/2000		0 - 15	8.7 *U*	8.7 *U*	8.7 *U*	8.7 *U*	8.7 *U*	8.7 *U*	8.7 *U*	8.7 *U*
ONON2A	SF0053	S304	8/9/2000		15 - 30	8.5 *U*	20	8.5 *U*	8.5 *U*	8.5 *UJ*	8.5 *U*	8.5 *U*	8.5 *U*
ONON2A	SF0008	S359	8/16/2000		0 - 15	7.4 *U*	7.4 *U*	7.4 *U*	7.4 *U*	7.4 *U*	7.4 *U*	7.4 *U*	7.4 *U*
ONON2A	SF0009	S359	8/16/2000		15 - 30	7.4 *U*	7.4 *U*	7.4 *U*	7.4 *U*	7.4 *U*	7.4 *U*	7.4 *U*	7.4 *U*
ONON2A	SF0013	S361	8/15/2000	D1	0 - 15	9 *U*	9 *U*	9 *U*	9 *U*	9 *U*	9 *U*	9 *U*	9 *U*
ONON2A	SF0163	S361	8/15/2000	D2	0 - 15	9 *U*	9 *U*	9 *U*	9 *U*	9 *U*	9 *U*	9 *U*	9 *U*
ONON2A	SF0014	S361	8/15/2000		15 - 30	9.6 *U*	9.6 *U*	9.6 *U*	9.6 *U*	9.6 *U*	9.6 *U*	9.6 *U*	9.6 *U*
ONON2A	SF0015	S362	8/15/2000		0 - 15	8.8 *U*	8.8 *U*	8.8 *U*	8.8 *U*	8.8 *U*	8.8 *U*	8.8 *U*	8.8 *U*
ONON2A	SF0016	S362	8/15/2000		15 - 30	8.8 *U*	8.8 *U*	8.8 *U*	8.8 *U*	8.8 *U*	8.8 *U*	8.8 *U*	8.8 *U*
ONON2A	SF0017	S363	8/15/2000		0 - 2	39 *U*	39 *U*	39 *U*	39 *U*	39 *U*	39 *U*	39 *U*	39 *U*
ONON2A	SF0018	S363	8/15/2000	D1	2 - 15	1,200 *U*	1,200 *U*	1,200 *U*	1,200 *U*	1,200 *U*	1,200 *U*	1,200 *U*	1,200 *U*
ONON2A	SF0175	S363	8/15/2000	D2	2 - 15	1,200 *U*	1,200 *U*	1,200 *U*	1,200 *U*	1,200 *U*	1,200 *U*	1,200 *U*	1,200 *U*
ONON2A	SF0019	S363	8/15/2000		15 - 30	1,800 *U*	1,800 *U*	1,800 *U*	1,800 *U*	1,800 *U*	1,800 *U*	1,800 *U*	1,800 *U*

Table A-2B. (cont.)

Survey	Sample Number	Survey Station	Date	Duplicates	Depth (cm)	1,1-Dichloroethene (µg/kg)	cis-1,2-Dichloroethene (µg/kg)	trans-1,2-Dichloroethene (µg/kg)	1,2-Dichloropropane (µg/kg)	trans-1,3-Dichloropropene (µg/kg)	Ethylbenzene (µg/kg)	2-Hexanone (µg/kg)	Methylene chloride (µg/kg)
O-SEDCHM	S00529	S53	7/27/1992		0 - 2	21 *UJ*			21 *UJ*	21 *UJ*	16 *J*	21 *UJ*	21 *JU*
O-SEDCHM	S00020	S53	5/9/1992		0 - 30	63 *U*			63 *U*	63 *U*	63 *U*	63 *U*	63 *JU*
O-SEDCHM	S00589	S61	8/7/1992		0 - 2						9 *U*		
O-SEDCHM	S00517	S62	7/24/1992		0 - 2						9 *UJ*		
O-SEDCHM	S00601	S66	8/10/1992		0 - 2	17 *U*			17 *U*	17 *U*	17 *U*	17 *U*	17 *U*
O-SEDCHM	S00067	S66	5/11/1992		0 - 30	16 *U*			16 *U*	16 *U*	16 *U*	16 *U*	16 *U*
O-SEDCHM	S00513	S67	7/23/1992		0 - 2						11 *UJ*		
O-SEDCHM	S00510	S74	7/22/1992		0 - 2						7 *UJ*		
O-SEDCHM	S00507	S75	7/21/1992		0 - 2						9 *UJ*		
O-SEDCHM	S00508	S76	7/22/1992		0 - 2						8 *UJ*		
O-SEDCHM	S00520	S81	7/24/1992		0 - 2						10 *UJ*		
O-SEDCHM	S00023	S81	5/9/1992		0 - 30	19 *U*			19 *U*	19 *U*	19 *U*	19 *U*	19 *JU*
O-SEDCHM	S00504	S82	7/21/1992		0 - 2						10 *UJ*		
O-SEDCHM	S00511	S87	7/22/1992		0 - 2						8 *UJ*		
O-SEDCHM	S00550	S93	7/31/1992		0 - 2	17 *U*			17 *U*	17 *U*	17 *U*	17 *UJ*	17 *JU*
O-SEDCHM	S00032	S93	5/9/1992		0 - 30	17 *U*			17 *U*	17 *U*	17 *U*	17 *U*	17 *U*
O-SEDCHM	S00512	S94	7/22/1992		0 - 2						10 *UJ*		
O-SEDCHM	S00608	S100	8/11/1992		0 - 2	20 *U*			20 *U*	20 *U*	20 *U*	20 *U*	20 *U*
O-SEDCHM	S00059	S100	5/11/1992		0 - 30	22 *U*			22 *U*	22 *U*	22 *U*	22 *U*	22 *U*
O-SEDCHM	S00552	S105	7/31/1992		0 - 2						9 *U*		
O-SEDCHM	S00501	S110	7/20/1992		0 - 2						9 *U*		
O-SEDCHM	S00577	S113	8/5/1992		0 - 2	17 *U*			17 *U*	17 *U*	17 *U*	17 *U*	17 *U*
O-SEDCHM	S00029	S113	5/9/1992		0 - 30	20 *U*			20 *U*	20 *U*	20 *U*	20 *U*	20 *JU*
O-SEDCHM	S00048	P73	5/10/1992		0 - 30								
ONON2A	SF0052	S304	8/9/2000		0 - 15	8.7 *U*	8.7 *U*	8.7 *U*	8.7 *U*	8.7 *U*	8.7 *U*	17 *U*	8.7 *U*
ONON2A	SF0053	S304	8/9/2000		15 - 30	8.5 *U*	8.5 *U*	8.5 *U*	8.5 *U*	8.5 *U*	24	17 *U*	8.5 *U*
ONON2A	SF0008	S359	8/16/2000		0 - 15	7.4 *U*	7.4 *U*	7.4 *U*	7.4 *U*	7.4 *U*	7.4 *U*	15 *U*	7.4 *U*
ONON2A	SF0009	S359	8/16/2000		15 - 30	7.4 *U*	7.4 *U*	7.4 *U*	7.4 *U*	7.4 *U*	7.4 *U*	15 *U*	7.4 *U*
ONON2A	SF0013	S361	8/15/2000	D1	0 - 15	9 *U*	9 *U*	9 *U*	9 *U*	9 *U*	9 *U*	18 *U*	9 *U*
ONON2A	SF0163	S361	8/15/2000	D2	0 - 15	9 *U*	9 *U*	9 *U*	9 *U*	9 *U*	9 *U*	18 *U*	9 *U*
ONON2A	SF0014	S361	8/15/2000		15 - 30	9.6 *U*	9.6 *U*	9.6 *U*	9.6 *U*	9.6 *U*	9.6 *U*	19 *U*	9.6 *U*
ONON2A	SF0015	S362	8/15/2000		0 - 15	8.8 *U*	8.8 *U*	8.8 *U*	8.8 *U*	8.8 *U*	8.8 *U*	18 *U*	8.8 *U*
ONON2A	SF0016	S362	8/15/2000		15 - 30	8.8 *U*	8.8 *U*	8.8 *U*	8.8 *U*	8.8 *U*	8.8 *U*	18 *U*	8.8 *U*
ONON2A	SF0017	S363	8/15/2000		0 - 2	39 *U*	39 *U*	39 *U*	39 *U*	39 *U*	190	78 *U*	39 *U*
ONON2A	SF0018	S363	8/15/2000	D1	2 - 15	1,200 *U*	1,200 *U*	1,200 *U*	1,200 *U*	1,200 *U*	1,100	2,500 *UJ*	1,200 *U*
ONON2A	SF0175	S363	8/15/2000	D2	2 - 15	1,200 *U*	1,200 *U*	1,200 *U*	1,200 *U*	1,200 *U*	1,100	2,500 *UJ*	1,200 *U*
ONON2A	SF0019	S363	8/15/2000		15 - 30	1,800 *U*	1,800 *U*	1,800 *U*	1,800 *U*	1,800 *U*	770	3,700 *UJ*	1,800 *U*

Table A-2B. (cont.)

Survey	Sample Number	Survey Station	Date	Duplicates	Depth (cm)	4-Methyl-2-pentanone (µg/kg)	Styrene (µg/kg)	1,1,2,2-Tetrachloroethane (µg/kg)	Tetrachloroethene (µg/kg)	Toluene (µg/kg)	1,1,1-Trichloroethane (µg/kg)	1,1,2-Trichloroethane (µg/kg)	Trichloroethene (µg/kg)	Vinyl chloride (µg/kg)
O-SEDCHM	S00529	S53	7/27/1992		0 - 2	21 *UJ*	21 *UJ*	21 *UJ*	21 *UJ*	3 *J*	21 *UJ*	21 *UJ*	21 *UJ*	21 *UJ*
O-SEDCHM	S00020	S53	5/9/1992		0 - 30	63 *U*	63 *U*	63 *U*	63 *U*	260	63 *U*	63 *U*	63 *U*	63 *U*
O-SEDCHM	S00589	S61	8/7/1992		0 - 2					9 *U*				
O-SEDCHM	S00517	S62	7/24/1992		0 - 2					9 *UJ*				
O-SEDCHM	S00601	S66	8/10/1992		0 - 2	17 *U*	17 *U*	17 *U*	17 *U*	17 *U*	17 *U*	17 *U*	17 *U*	17 *U*
O-SEDCHM	S00067	S66	5/11/1992		0 - 30	16 *U*	16 *U*	16 *U*	16 *U*	16 *U*	16 *U*	16 *U*	16 *U*	16 *U*
O-SEDCHM	S00513	S67	7/23/1992		0 - 2					12 *J*				
O-SEDCHM	S00510	S74	7/22/1992		0 - 2					9 *J*				
O-SEDCHM	S00507	S75	7/21/1992		0 - 2					9 *UJ*				
O-SEDCHM	S00508	S76	7/22/1992		0 - 2					8 *UJ*				
O-SEDCHM	S00520	S81	7/24/1992		0 - 2					10 *UJ*				
O-SEDCHM	S00023	S81	5/9/1992		0 - 30	19 *U*	19 *U*	19 *U*	19 *U*	30	19 *U*	19 *U*	19 *U*	19 *U*
O-SEDCHM	S00504	S82	7/21/1992		0 - 2					10 *UJ*				
O-SEDCHM	S00511	S87	7/22/1992		0 - 2					13 *J*				
O-SEDCHM	S00550	S93	7/31/1992		0 - 2	17 *UJ*	17 *U*	17 *U*	17 *U*	12 *J*	17 *U*	17 *U*	17 *U*	17 *UJ*
O-SEDCHM	S00032	S93	5/9/1992		0 - 30	17 *U*	17 *U*	17 *U*	17 *U*	17 *U*	17 *U*	17 *U*	17 *U*	17 *U*
O-SEDCHM	S00512	S94	7/22/1992		0 - 2					8 *J*				
O-SEDCHM	S00608	S100	8/11/1992		0 - 2	20 *U*	20 *U*	20 *U*	20 *U*	20 *U*	20 *U*	20 *U*	20 *U*	20 *U*
O-SEDCHM	S00059	S100	5/11/1992		0 - 30	22 *U*	22 *U*	22 *U*	22 *U*	3 *J*	22 *U*	22 *U*	22 *U*	22 *U*
O-SEDCHM	S00552	S105	7/31/1992		0 - 2					9 *U*				
O-SEDCHM	S00501	S110	7/20/1992		0 - 2					9 *U*				
O-SEDCHM	S00577	S113	8/5/1992		0 - 2	17 *U*	17 *U*	17 *U*	17 *U*	17 *U*	17 *U*	17 *U*	17 *U*	17 *U*
O-SEDCHM	S00029	S113	5/9/1992		0 - 30	20 *U*	20 *U*	20 *U*	20 *U*	20 *U*	20 *U*	20 *U*	20 *U*	20 *U*
O-SEDCHM	S00048	P73	5/10/1992		0 - 30									
ONON2A	SF0052	S304	8/9/2000		0 - 15	17 *U*	8.7 *U*	8.7 *U*	8.7 *U*	8.7 *U*	8.7 *U*	8.7 *U*	8.7 *U*	8.7 *U*
ONON2A	SF0053	S304	8/9/2000		15 - 30	17 *U*	8.5 *U*	8.5 *U*	8.5 *U*	8.5 *U*	8.5 *U*	8.5 *U*	8.5 *U*	8.5 *U*
ONON2A	SF0008	S359	8/16/2000		0 - 15	15 *U*	7.4 *U*	7.4 *U*	7.4 *U*	7.4 *U*	7.4 *U*	7.4 *U*	7.4 *U*	7.4 *U*
ONON2A	SF0009	S359	8/16/2000		15 - 30	15 *U*	7.4 *U*	7.4 *U*	7.4 *U*	7.4 *U*	7.4 *U*	7.4 *U*	7.4 *U*	7.4 *U*
ONON2A	SF0013	S361	8/15/2000	D1	0 - 15	18 *U*	9 *U*	9 *U*	9 *U*	9 *U*	9 *U*	9 *U*	9 *U*	9 *U*
ONON2A	SF0163	S361	8/15/2000	D2	0 - 15	18 *U*	9 *U*	9 *U*	9 *U*	9 *U*	9 *U*	9 *U*	9 *U*	9 *U*
ONON2A	SF0014	S361	8/15/2000		15 - 30	19 *U*	9.6 *U*	9.6 *U*	9.6 *U*	9.6 *U*	9.6 *U*	9.6 *U*	9.6 *U*	9.6 *U*
ONON2A	SF0015	S362	8/15/2000		0 - 15	18 *U*	8.8 *U*	8.8 *U*	8.8 *U*	8.8 *U*	8.8 *U*	8.8 *U*	8.8 *U*	8.8 *U*
ONON2A	SF0016	S362	8/15/2000		15 - 30	18 *U*	8.8 *U*	8.8 *U*	8.8 *U*	5.7	8.8 *U*	8.8 *U*	8.8 *U*	8.8 *U*
ONON2A	SF0017	S363	8/15/2000		0 - 2	78 *U*	39 *U*	39 *U*	39 *U*	1,300	39 *U*	39 *U*	39 *U*	39 *U*
ONON2A	SF0018	S363	8/15/2000	D1	2 - 15	2,500 *UJ*	1,200 *U*	1,200 *UJ*	1,200 *U*	8,100	1,200 *U*	1,200 *U*	1,200 *U*	1,200 *U*
ONON2A	SF0175	S363	8/15/2000	D2	2 - 15	2,500 *UJ*	1,200 *U*	1,200 *UJ*	1,200 *U*	7,900	1,200 *U*	1,200 *U*	1,200 *U*	1,200 *U*
ONON2A	SF0019	S363	8/15/2000		15 - 30	3,700 *UJ*	1,800 *U*	1,800 *UJ*	1,800 *U*	7,100	1,800 *U*	1,800 *U*	1,800 *U*	1,800 *U*

Table A-2B. (cont.)

Survey	Sample Number	Survey Station	Date	Duplicates	Depth (cm)	o-Xylene (µg/kg)	m-, p-Xylene (µg/kg)	Xylenes (total) (µg/kg)	Sum of Xylenes[1] (µg/kg)	Tetrachloro-benzenes (mixed) (µg/kg)	1,2-Dichloro-ethene (total) (µg/kg)	Pentachloro-benzene (µg/kg)
O-SEDCHM	S00529	S53	7/27/1992		0 - 2			14 *J*	14 *J*		21 *UJ*	
O-SEDCHM	S00020	S53	5/9/1992		0 - 30			45 *J*	45 *J*		63 *U*	
O-SEDCHM	S00589	S61	8/7/1992		0 - 2			9 *U*	9 *U*	5.9 *U*		5.9 *U*
O-SEDCHM	S00517	S62	7/24/1992		0 - 2			9 *UJ*	9 *UJ*	5.7 *UJ*		5.7 *UJ*
O-SEDCHM	S00601	S66	8/10/1992		0 - 2			17 *U*	17 *U*		17 *U*	
O-SEDCHM	S00067	S66	5/11/1992		0 - 30			16 *U*	16 *U*		16 *U*	
O-SEDCHM	S00513	S67	7/23/1992		0 - 2			11 *UJ*	11 *UJ*			
O-SEDCHM	S00510	S74	7/22/1992		0 - 2			7 *UJ*	7 *UJ*	4.8 *U*		4.8 *U*
O-SEDCHM	S00507	S75	7/21/1992		0 - 2			9 *UJ*	9 *UJ*	4 *UJ*		6 *U*
O-SEDCHM	S00508	S76	7/22/1992		0 - 2			8 *UJ*	8 *UJ*	5.4 *U*		5.4 *U*
O-SEDCHM	S00520	S81	7/24/1992		0 - 2			10 *UJ*	10 *UJ*			
O-SEDCHM	S00023	S81	5/9/1992		0 - 30			19 *U*	19 *U*		19 *U*	
O-SEDCHM	S00504	S82	7/21/1992		0 - 2			10 *UJ*	10 *UJ*	6.2 *UJ*		6.2 *UJ*
O-SEDCHM	S00511	S87	7/22/1992		0 - 2			8 *UJ*	8 *UJ*			
O-SEDCHM	S00550	S93	7/31/1992		0 - 2			17 *U*	17 *U*		17 *U*	
O-SEDCHM	S00032	S93	5/9/1992		0 - 30			22	22		17 *U*	
O-SEDCHM	S00512	S94	7/22/1992		0 - 2			10 *UJ*	10 *UJ*			
O-SEDCHM	S00608	S100	8/11/1992		0 - 2			20 *U*	20 *U*		20 *U*	
O-SEDCHM	S00059	S100	5/11/1992		0 - 30			22 *U*	22 *U*		22 *U*	
O-SEDCHM	S00552	S105	7/31/1992		0 - 2			9 *U*	9 *U*			
O-SEDCHM	S00501	S110	7/20/1992		0 - 2			9 *U*	9 *U*			
O-SEDCHM	S00577	S113	8/5/1992		0 - 2			17 *U*	17 *U*		17 *U*	
O-SEDCHM	S00029	S113	5/9/1992		0 - 30			20 *U*	20 *U*		20 *U*	
O-SEDCHM	S00048	P73	5/10/1992		0 - 30							
ONON2A	SF0052	S304	8/9/2000		0 - 15	8.7 *U*	8.7 *U*		8.7 *U*			
ONON2A	SF0053	S304	8/9/2000		15 - 30	13	36		49			
ONON2A	SF0008	S359	8/16/2000		0 - 15	7.4 *U*	7.4 *U*		7.4 *U*			
ONON2A	SF0009	S359	8/16/2000		15 - 30	7.4 *U*	7.4 *U*		7.4 *U*			
ONON2A	SF0013	S361	8/15/2000	D1	0 - 15	9 *U*	9 *U*		9 *U*			
ONON2A	SF0163	S361	8/15/2000	D2	0 - 15	9 *U*	9 *U*		9 *U*			
ONON2A	SF0014	S361	8/15/2000		15 - 30	9.6 *U*	9.6 *U*		9.6 *U*			
ONON2A	SF0015	S362	8/15/2000		0 - 15	8.8 *U*	8.8 *U*		8.8 *U*			
ONON2A	SF0016	S362	8/15/2000		15 - 30	8.8 *U*	8.8 *U*		8.8 *U*			
ONON2A	SF0017	S363	8/15/2000		0 - 2	1,000	2,900		3,900			
ONON2A	SF0018	S363	8/15/2000	D1	2 - 15	5,800	22,000		27,800			
ONON2A	SF0175	S363	8/15/2000	D2	2 - 15	5,900	24,000		29,900			
ONON2A	SF0019	S363	8/15/2000		15 - 30	3,800	15,000		18,800			

Notes: [1] Sum of the xylenes is a calculated quantity, not a direct measurement

J - estimated *U* - not detected at reported quantitation limit

Table A-2C. Northern Basin Nearshore Sediments – Semivolatile Organic Compound Data

Survey	Sample Number	Survey Station	Date	Duplicates	Depth (cm)	1,2,3,4-Tetrachloro-benzene (µg/kg)	1,2,3-Trichloro-benzene (µg/kg)	1,2,4-Trichloro-benzene (µg/kg)	1,3,5-Trichloro-benzene (µg/kg)	Trichloro-benzenes (sum of) [2] (µg/kg)	1,2-Dichloro-benzene (µg/kg)	1,3-Dichloro-benzene (µg/kg)
O-SEDCHM	S00020	S53	5/9/1992		0 - 30			120 *U*			120 *U*	120 *U*
O-SEDCHM	S00529	S53	7/27/1992		0 - 2		10 *UJ*	10 *UJ*	10 *UJ*	10 *UJ*	10 *UJ*	10 *UJ*
O-SEDCHM	S00589	S61	8/7/1992		0 - 2	5.9 *U*	9 *U*	9 *U*	9 *U*	9 *U*	9 *U*	9 *U*
O-SEDCHM	S00517	S62	7/24/1992		0 - 2	5.7 *UJ*	9 *UJ*	9 *UJ*	9 *UJ*	9 *UJ*	9 *UJ*	9 *UJ*
O-SEDCHM	S00067	S66	5/11/1992		0 - 30			74 *UJ*			74 *UJ*	74 *UJ*
O-SEDCHM	S00601	S66	8/10/1992		0 - 2			140 *U*			140 *U*	140 *U*
O-SEDCHM	S00513	S67	7/23/1992		0 - 2		11 *UJ*	11 *UJ*	11 *UJ*	11 *UJ*	11 *UJ*	11 *UJ*
O-SEDCHM	S00510	S74	7/22/1992		0 - 2	4.8 *U*	7 *UJ*	7 *UJ*	7 *UJ*	7 *UJ*	7 *UJ*	7 *UJ*
O-SEDCHM	S00507	S75	7/21/1992		0 - 2	6 *U*	9 *UJ*	9 *UJ*	9 *UJ*	9 *UJ*	9 *UJ*	9 *UJ*
O-SEDCHM	S00508	S76	7/22/1992		0 - 2	5.4 *U*	8 *UJ*	8 *UJ*	8 *UJ*	8 *UJ*	8 *UJ*	8 *UJ*
O-SEDCHM	S00023	S81	5/9/1992		0 - 30			85 *U*			85 *U*	85 *U*
O-SEDCHM	S00520	S81	7/24/1992		0 - 2		10 *UJ*	10 *UJ*	10 *UJ*	10 *UJ*	10 *UJ*	10 *UJ*
O-SEDCHM	S00504	S82	7/21/1992		0 - 2	6.2 *UJ*	10 *UJ*	10 *UJ*	10 *UJ*	10 *UJ*	10 *UJ*	10 *UJ*
O-SEDCHM	S00511	S87	7/22/1992		0 - 2		8 *UJ*	8 *UJ*	8 *UJ*	8 *UJ*	8 *UJ*	8 *UJ*
O-SEDCHM	S00032	S93	5/9/1992		0 - 30			79 *U*			79 *U*	79 *U*
O-SEDCHM	S00550	S93	7/31/1992		0 - 2			75 *U*			75 *U*	75 *U*
O-SEDCHM	S00512	S94	7/22/1992		0 - 2		10 *UJ*	10 *UJ*	10 *UJ*	10 *UJ*	10 *UJ*	10 *UJ*
O-SEDCHM	S00059	S100	5/11/1992		0 - 30			91 *UJ*			20 *J*	91 *UJ*
O-SEDCHM	S00608	S100	8/11/1992		0 - 2			86 *U*			86 *U*	86 *U*
O-SEDCHM	S00552	S105	7/31/1992		0 - 2		9 *U*	9 *U*	9 *U*	9 *U*	9 *U*	9 *U*
O-SEDCHM	S00501	S110	7/20/1992		0 - 2		9 *U*	9 *U*	9 *U*	9 *U*	9 *U*	9 *U*
O-SEDCHM	S00029	S113	5/9/1992		0 - 30			77 *U*			77 *U*	77 *U*
O-SEDCHM	S00577	S113	8/5/1992		0 - 2			76 *U*			76 *U*	76 *U*
O-SEDCHM	S00048	P73	5/10/1992		0 - 30	9 *U*	9 *U*	9 *U*	9 *U*	9 *U*	9 *U*	9 *U*
ONON2A	SF0006	S358	8/16/2000		0 - 15			55 *U*			55 *U*	55 *U*
ONON2A	SF0007	S358	8/16/2000		15 - 30			55 *UJ*			55 *UJ*	55 *UJ*
ONON2A	SF0052	S304	8/9/2000		0 - 15			54 *U*			54 *U*	81 *J*
ONON2A	SF0053	S304	8/9/2000		15 - 30			48 *U*			48 *U*	120 *J*
ONON2A	VC0212	S306	7/21/2000		0 - 15			52 *UJ*			52 *UJ*	52 *UJ*
ONON2A	VC0213	S306	7/21/2000		15 - 30			59 *UJ*			59 *UJ*	59 *UJ*
ONON2A	SF0001	S356	8/16/2000		0 - 15			56 *U*			56 *U*	56 *U*
ONON2A	SF0002	S356	8/16/2000		15 - 30			60 *U*			60 *U*	60 *U*
ONON2A	SF0003	S357	8/16/2000		0 - 2			72 *U*			72 *U*	72 *U*
ONON2A	SF0004	S357	8/16/2000		2 - 15			59 *U*			59 *U*	59 *U*

Table A-2C. (cont.)

Survey	Sample Number	Survey Station	Date	Duplicates	Depth (cm)	1,4-Dichloro-benzene (µg/kg)	Dichloro-benzenes (sum of) [2] (µg/kg)	2,2'-Oxybis (1-chloropropane) (µg/kg)	2,4,5-Trichloro-phenol (µg/kg)	2,4,6-Trichloro-phenol (µg/kg)	2,4-Dichloro-phenol (µg/kg)	2,4-Dimethyl-phenol (µg/kg)
O-SEDCHM	S00020	S53	5/9/1992		0 - 30	120 *U*	120 *U*	120 *U*	*R*	*R*	*R*	*R*
O-SEDCHM	S00529	S53	7/27/1992		0 - 2	10 *UJ*	190 *U*	190 *U*	480 *U*	190 *U*	190 *U*	190 *U*
O-SEDCHM	S00589	S61	8/7/1992		0 - 2	9 *U*	9 *U*					
O-SEDCHM	S00517	S62	7/24/1992		0 - 2	9 *UJ*	9 *UJ*					
O-SEDCHM	S00067	S66	5/11/1992		0 - 30	74 *UJ*	74 *UJ*	74 *UJ*	190 *UJ*	74 *UJ*	74 *UJ*	74 *UJ*
O-SEDCHM	S00601	S66	8/10/1992		0 - 2	140 *U*	140 *U*	140 *U*	350 *U*	140 *U*	140 *U*	140 *U*
O-SEDCHM	S00513	S67	7/23/1992		0 - 2	11 *UJ*	11 *UJ*					
O-SEDCHM	S00510	S74	7/22/1992		0 - 2	7 *UJ*	7 *UJ*					
O-SEDCHM	S00507	S75	7/21/1992		0 - 2	9 *UJ*	9 *UJ*					
O-SEDCHM	S00508	S76	7/22/1992		0 - 2	8 *UJ*	8 *UJ*					
O-SEDCHM	S00023	S81	5/9/1992		0 - 30	85 *U*	85 *U*	85 *U*	210 *U*	85 *U*	85 *U*	85 *U*
O-SEDCHM	S00520	S81	7/24/1992		0 - 2	10 *UJ*	10 *UJ*	150 *U*	390 *U*	150 *U*	150 *U*	150 *U*
O-SEDCHM	S00504	S82	7/21/1992		0 - 2	10 *UJ*	10 *UJ*					
O-SEDCHM	S00511	S87	7/22/1992		0 - 2	8 *UJ*	8 *UJ*					
O-SEDCHM	S00032	S93	5/9/1992		0 - 30	79 *U*	79 *U*	79 *U*	200 *U*	79 *U*	79 *U*	79 *U*
O-SEDCHM	S00550	S93	7/31/1992		0 - 2	75 *U*	75 *U*	75 *U*	190 *U*	75 *U*	75 *U*	75 *U*
O-SEDCHM	S00512	S94	7/22/1992		0 - 2	10 *UJ*	10 *UJ*					
O-SEDCHM	S00059	S100	5/11/1992		0 - 30	91 *UJ*	20 *J*	91 *UJ*	230 *UJ*	91 *UJ*	91 *UJ*	91 *UJ*
O-SEDCHM	S00608	S100	8/11/1992		0 - 2	86 *U*	86 *U*	86 *U*	220 *U*	86 *U*	86 *U*	86 *U*
O-SEDCHM	S00552	S105	7/31/1992		0 - 2	9 *U*	9 *U*					
O-SEDCHM	S00501	S110	7/20/1992		0 - 2	9 *U*	9 *U*					
O-SEDCHM	S00029	S113	5/9/1992		0 - 30	77 *U*	77 *U*	77 *U*	190 *U*	77 *U*	77 *U*	77 *U*
O-SEDCHM	S00577	S113	8/5/1992		0 - 2	76 *U*	76 *U*	76 *U*	190 *U*	76 *U*	76 *U*	76 *U*
O-SEDCHM	S00048	P73	5/10/1992		0 - 30	9 *U*	9 *U*					
ONON2A	SF0006	S358	8/16/2000		0 - 15	55 *U*		55 *U*	280 *U*	280 *U*	280 *U*	280 *U*
ONON2A	SF0007	S358	8/16/2000		15 - 30	55 *UJ*		55 *UJ*	280 *UJ*	280 *UJ*	280 *UJ*	280 *UJ*
ONON2A	SF0052	S304	8/9/2000		0 - 15	54 *U*		54 *U*	280 *U*	280 *U*	280 *U*	280 *U*
ONON2A	SF0053	S304	8/9/2000		15 - 30	48 *U*		48 *U*	250 *U*	250 *U*	250 *U*	250 *U*
ONON2A	VC0212	S306	7/21/2000		0 - 15	52 *UJ*		52 *UJ*	270 *UJ*	270 *UJ*	270 *UJ*	270 *UJ*
ONON2A	VC0213	S306	7/21/2000		15 - 30	59 *UJ*		59 *UJ*	310 *UJ*	310 *UJ*	310 *UJ*	310 *UJ*
ONON2A	SF0001	S356	8/16/2000		0 - 15	56 *U*		56 *U*	290 *UJ*	290 *UJ*	290 *UJ*	290 *UJ*
ONON2A	SF0002	S356	8/16/2000		15 - 30	60 *U*		60 *U*	310 *U*	310 *U*	310 *U*	310 *U*
ONON2A	SF0003	S357	8/16/2000		0 - 2	72 *U*		72 *U*	370 *U*	370 *U*	370 *U*	370 *U*
ONON2A	SF0004	S357	8/16/2000		2 - 15	59 *U*		59 *U*	300 *U*	300 *U*	300 *U*	300 *U*

Table A-2C. (cont.)

Survey	Sample Number	Survey Station	Date	Duplicates	Depth (cm)	2,4-Dinitro-phenol (µg/kg)	2,4-Dinitro-toluene (µg/kg)	2,6-Dinitro-toluene (µg/kg)	2-Chloro-naphthalene (µg/kg)	2-Chloro-phenol (µg/kg)	2-Methyl-4,6-dinitrophenol (µg/kg)	2-Methyl-naphthalene (µg/kg)	2-Methyl-phenol (µg/kg)
O-SEDCHM	S00020	S53	5/9/1992		0 - 30	*R*	120 *U*	120 *U*	120 *U*	*R*	*R*	120 *U*	30 *J*
O-SEDCHM	S00529	S53	7/27/1992		0 - 2	480 *U*	190 *U*	190 *U*	190 *U*	190 *U*	480 *U*	190 *U*	190 *U*
O-SEDCHM	S00589	S61	8/7/1992		0 - 2								
O-SEDCHM	S00517	S62	7/24/1992		0 - 2								
O-SEDCHM	S00067	S66	5/11/1992		0 - 30	190 *UJ*	74 *UJ*	74 *UJ*	74 *UJ*	74 *UJ*	190 *UJ*	74 *UJ*	74 *UJ*
O-SEDCHM	S00601	S66	8/10/1992		0 - 2	350 *U*	140 *U*	140 *U*	140 *U*	140 *U*	350 *U*	160	140 *U*
O-SEDCHM	S00513	S67	7/23/1992		0 - 2								
O-SEDCHM	S00510	S74	7/22/1992		0 - 2								
O-SEDCHM	S00507	S75	7/21/1992		0 - 2								
O-SEDCHM	S00508	S76	7/22/1992		0 - 2								
O-SEDCHM	S00023	S81	5/9/1992		0 - 30	210 *U*	85 *U*	85 *U*	85 *U*	85 *U*	210 *U*	85 *U*	85 *U*
O-SEDCHM	S00520	S81	7/24/1992		0 - 2	390 *U*	150 *U*	150 *U*	150 *U*	150 *U*	390 *U*	150 *U*	150 *U*
O-SEDCHM	S00504	S82	7/21/1992		0 - 2								
O-SEDCHM	S00511	S87	7/22/1992		0 - 2								
O-SEDCHM	S00032	S93	5/9/1992		0 - 30	200 *U*	79 *U*	79 *U*	79 *U*	79 *U*	200 *U*	79 *U*	79 *U*
O-SEDCHM	S00550	S93	7/31/1992		0 - 2	190 *U*	75 *U*	75 *U*	75 *U*	75 *U*	190 *U*	75 *U*	75 *U*
O-SEDCHM	S00512	S94	7/22/1992		0 - 2								
O-SEDCHM	S00059	S100	5/11/1992		0 - 30	230 *UJ*	91 *UJ*	91 *UJ*	91 *UJ*	91 *UJ*	230 *UJ*	91 *UJ*	91 *UJ*
O-SEDCHM	S00608	S100	8/11/1992		0 - 2	220 *U*	86 *U*	86 *U*	86 *U*	86 *U*	220 *U*	86 *U*	86 *U*
O-SEDCHM	S00552	S105	7/31/1992		0 - 2								
O-SEDCHM	S00501	S110	7/20/1992		0 - 2								
O-SEDCHM	S00029	S113	5/9/1992		0 - 30	190 *U*	77 *U*	77 *U*	77 *U*	77 *U*	190 *U*	77 *U*	77 *U*
O-SEDCHM	S00577	S113	8/5/1992		0 - 2	190 *U*	76 *U*	76 *U*	76 *U*	76 *U*	190 *U*	76 *U*	76 *U*
O-SEDCHM	S00048	P73	5/10/1992		0 - 30								
ONON2A	SF0006	S358	8/16/2000		0 - 15	1,400 *U*	280 *U*	280 *U*	55 *U*	55 *U*	1,400 *U*	55 *U*	55 *U*
ONON2A	SF0007	S358	8/16/2000		15 - 30	1,400 *UJ*	280 *UJ*	280 *UJ*	55 *UJ*	55 *UJ*	1,400 *UJ*	55 *UJ*	55 *UJ*
ONON2A	SF0052	S304	8/9/2000		0 - 15	1,400 *UJ*	280 *U*	280 *U*	54 *U*	54 *U*	1,400 *U*	54 *U*	54 *U*
ONON2A	SF0053	S304	8/9/2000		15 - 30	1,200 *UJ*	250 *U*	250 *U*	48 *U*	48 *U*	1,200 *U*	48 *U*	48 *U*
ONON2A	VC0212	S306	7/21/2000		0 - 15	1,300 *UJ*	270 *UJ*	270 *UJ*	52 *UJ*	52 *UJ*	1,300 *UJ*	52 *UJ*	52 *UJ*
ONON2A	VC0213	S306	7/21/2000		15 - 30	1,500 *UJ*	310 *UJ*	310 *UJ*	59 *UJ*	59 *UJ*	1,500 *UJ*	59 *UJ*	59 *UJ*
ONON2A	SF0001	S356	8/16/2000		0 - 15	1,400 *UJ*	290 *U*	290 *U*	56 *U*	56 *UJ*	1,400 *UJ*	56 *U*	56 *UJ*
ONON2A	SF0002	S356	8/16/2000		15 - 30	1,500 *U*	310 *U*	310 *U*	60 *U*	60 *U*	1,500 *U*	60 *U*	60 *U*
ONON2A	SF0003	S357	8/16/2000		0 - 2	2,000 *U*	370 *U*	370 *U*	72 *U*	72 *U*	2,000 *U*	72 *U*	72 *U*
ONON2A	SF0004	S357	8/16/2000		2 - 15	1,500 *U*	300 *U*	300 *U*	59 *U*	59 *U*	1,500 *U*	59 *U*	59 *U*

Table A-2C. (cont.)

Survey	Sample Number	Survey Station	Date	Duplicates	Depth (cm)	2-Nitro-aniline (µg/kg)	2-Nitro-phenol (µg/kg)	3,3-Dichloro-benzidine (µg/kg)	3-Nitro-aniline (µg/kg)	4-Bromo-phenyl-phenyl ether (µg/kg)	4-Chloro-3-methyl phenol (µg/kg)	4-Chloro-aniline (µg/kg)
O-SEDCHM	S00020	S53	5/9/1992		0 - 30	310 *U*	*R*	120 *U*	310 *U*	120 *U*	*R*	120 *U*
O-SEDCHM	S00529	S53	7/27/1992		0 - 2	480 *U*	190 *U*	190 *U*	480 *U*	190 *U*	190 *U*	190 *U*
O-SEDCHM	S00589	S61	8/7/1992		0 - 2							
O-SEDCHM	S00517	S62	7/24/1992		0 - 2							
O-SEDCHM	S00067	S66	5/11/1992		0 - 30	190 *UJ*	74 *UJ*	74 *UJ*	190 *UJ*	74 *UJ*	74 *UJ*	74 *UJ*
O-SEDCHM	S00601	S66	8/10/1992		0 - 2	350 *U*	140 *U*	140 *U*	350 *U*	140 *U*	140 *U*	140 *U*
O-SEDCHM	S00513	S67	7/23/1992		0 - 2							
O-SEDCHM	S00510	S74	7/22/1992		0 - 2							
O-SEDCHM	S00507	S75	7/21/1992		0 - 2							
O-SEDCHM	S00508	S76	7/22/1992		0 - 2							
O-SEDCHM	S00023	S81	5/9/1992		0 - 30	210 *U*	85 *U*	85 *U*	210 *U*	85 *U*	85 *U*	85 *U*
O-SEDCHM	S00520	S81	7/24/1992		0 - 2	390 *U*	150 *U*	150 *U*	390 *U*	150 *U*	150 *U*	150 *U*
O-SEDCHM	S00504	S82	7/21/1992		0 - 2							
O-SEDCHM	S00511	S87	7/22/1992		0 - 2							
O-SEDCHM	S00032	S93	5/9/1992		0 - 30	200 *U*	79 *U*	79 *U*	200 *U*	79 *U*	79 *U*	79 *U*
O-SEDCHM	S00550	S93	7/31/1992		0 - 2	190 *U*	75 *U*	75 *U*	190 *U*	75 *U*	75 *U*	75 *U*
O-SEDCHM	S00512	S94	7/22/1992		0 - 2							
O-SEDCHM	S00059	S100	5/11/1992		0 - 30	230 *UJ*	91 *UJ*	91 *UJ*	230 *UJ*	91 *UJ*	91 *UJ*	91 *UJ*
O-SEDCHM	S00608	S100	8/11/1992		0 - 2	220 *U*	86 *U*	86 *U*	220 *U*	86 *U*	86 *U*	86 *U*
O-SEDCHM	S00552	S105	7/31/1992		0 - 2							
O-SEDCHM	S00501	S110	7/20/1992		0 - 2							
O-SEDCHM	S00029	S113	5/9/1992		0 - 30	190 *U*	77 *U*	77 *U*	190 *U*	77 *U*	77 *U*	77 *U*
O-SEDCHM	S00577	S113	8/5/1992		0 - 2	190 *U*	76 *U*	76 *U*	190 *U*	76 *U*	76 *U*	76 *U*
O-SEDCHM	S00048	P73	5/10/1992		0 - 30							
ONON2A	SF0006	S358	8/16/2000		0 - 15	110 *U*	280 *U*	55 *U*	1,400 *U*	55 *U*	280 *U*	55 *U*
ONON2A	SF0007	S358	8/16/2000		15 - 30	110 *UJ*	280 *UJ*	55 *UJ*	1,400 *UJ*	55 *UJ*	280 *UJ*	55 *UJ*
ONON2A	SF0052	S304	8/9/2000		0 - 15	110 *U*	280 *U*	54 *U*	1,400 *U*	54 *U*	280 *U*	54 *U*
ONON2A	SF0053	S304	8/9/2000		15 - 30	97 *U*	250 *U*	48 *U*	1,200 *U*	48 *U*	250 *U*	48 *U*
ONON2A	VC0212	S306	7/21/2000		0 - 15	110 *UJ*	270 *UJ*	52 *UJ*	1,300 *UJ*	52 *UJ*	270 *UJ*	52 *UJ*
ONON2A	VC0213	S306	7/21/2000		15 - 30	120 *UJ*	310 *UJ*	59 *UJ*	1,500 *UJ*	59 *UJ*	310 *UJ*	59 *UJ*
ONON2A	SF0001	S356	8/16/2000		0 - 15	110 *U*	290 *UJ*	56 *U*	1,400 *U*	56 *U*	290 *UJ*	56 *U*
ONON2A	SF0002	S356	8/16/2000		15 - 30	120 *U*	310 *U*	60 *U*	1,500 *U*	60 *U*	310 *U*	60 *U*
ONON2A	SF0003	S357	8/16/2000		0 - 2	150 *U*	370 *U*	72 *U*	2,000 *U*	72 *U*	370 *U*	72 *U*
ONON2A	SF0004	S357	8/16/2000		2 - 15	120 *U*	300 *U*	59 *U*	1,500 *U*	59 *U*	300 *U*	59 *U*

Table A-2C. (cont.)

Survey	Sample Number	Survey Station	Date	Duplicates	Depth (cm)	4-Chloro-phenyl-phenyl ether (µg/kg)	4-Methyl-phenol (µg/kg)	4-Nitro-aniline (µg/kg)	4-Nitro-phenol (µg/kg)	Acenaph-thene (µg/kg)	Acenaph-thylene (µg/kg)	Anthracene (µg/kg)	Benz(a) anthracene (µg/kg)	Benzo(a) pyrene (µg/kg)
O-SEDCHM	S00020	S53	5/9/1992		0 - 30	120 *U*	250 *J*	310 *U*	*R*	120 *U*	120 *U*	120 *U*	120 *U*	120 *U*
O-SEDCHM	S00529	S53	7/27/1992		0 - 2	190 *U*	190 *U*	480 *U*	480 *U*	190 *U*	190 *U*	190 *U*	49 *J*	190 *U*
O-SEDCHM	S00589	S61	8/7/1992		0 - 2					730	770 *J*	130 *J*	350 *J*	280
O-SEDCHM	S00517	S62	7/24/1992		0 - 2					290 *U*	580 *UJ*	16 *J*	40 *J*	44
O-SEDCHM	S00067	S66	5/11/1992		0 - 30	74 *UJ*	74 *UJ*	190 *UJ*	190 *UJ*	74 *UJ*	74 *UJ*	43 *J*	84 *J*	99 *J*
O-SEDCHM	S00601	S66	8/10/1992		0 - 2	140 *U*	140 *U*	350 *U*	350 *U*	460	34 *J*	750	1,500	1,300
O-SEDCHM	S00513	S67	7/23/1992		0 - 2					440 *J*	780 *UJ*	38 *J*	110 *J*	83 *J*
O-SEDCHM	S00510	S74	7/22/1992		0 - 2					240 *UJ*	470 *UJ*	24 *UJ*	40 *J*	24 *UJ*
O-SEDCHM	S00507	S75	7/21/1992		0 - 2					300 *UJ*	610 *UJ*	30 *J*	93 *J*	100 *J*
O-SEDCHM	S00508	S76	7/22/1992		0 - 2					270 *UJ*	540 *UJ*	13 *J*	36 *J*	45 *J*
O-SEDCHM	S00023	S81	5/9/1992		0 - 30	85 *U*	85 *U*	210 *U*	210 *U*	85 *U*	85 *U*	25 *J*	54 *J*	66 *J*
O-SEDCHM	S00520	S81	7/24/1992		0 - 2	150 *U*	150 *U*	390 *U*	390 *U*	150 *U*	150 *U*	35 *J*	170	200
O-SEDCHM	S00504	S82	7/21/1992		0 - 2					310 *U*	630 *UJ*	40 *J*	140 *J*	94 *J*
O-SEDCHM	S00511	S87	7/22/1992		0 - 2					290 *UJ*	590 *UJ*	29 *UJ*	29 *UJ*	29 *UJ*
O-SEDCHM	S00032	S93	5/9/1992		0 - 30	79 *U*	79 *U*	200 *U*	200 *U*	79 *U*	79 *U*	79 *U*	79 *U*	79 *U*
O-SEDCHM	S00550	S93	7/31/1992		0 - 2	75 *U*	75 *U*	190 *U*	190 *U*	75 *U*	75 *U*	75 *U*	75 *U*	75 *U*
O-SEDCHM	S00512	S94	7/22/1992		0 - 2					320 *UJ*	640 *UJ*	32 *UJ*	22 *J*	27 *J*
O-SEDCHM	S00059	S100	5/11/1992		0 - 30	91 *UJ*	91 *UJ*	230 *UJ*	230 *UJ*	91 *UJ*	91 *UJ*	91 *UJ*	91 *UJ*	91 *UJ*
O-SEDCHM	S00608	S100	8/11/1992		0 - 2	86 *U*	82 *J*	220 *U*	220 *U*	86 *U*	86 *U*	86 *U*	86 *U*	86 *U*
O-SEDCHM	S00552	S105	7/31/1992		0 - 2					630 *J*	610 *UJ*	30 *UJ*	30 *UJ*	21 *J*
O-SEDCHM	S00501	S110	7/20/1992		0 - 2					650 *U*	1,300 *UJ*	76 *J*	120 *J*	130
O-SEDCHM	S00029	S113	5/9/1992		0 - 30	77 *U*	77 *U*	190 *U*	190 *U*	77 *U*	77 *U*	77 *U*	17 *J*	19 *J*
O-SEDCHM	S00577	S113	8/5/1992		0 - 2	76 *U*	76 *U*	190 *U*	190 *U*	41 *J*	82	230	490	480
O-SEDCHM	S00048	P73	5/10/1992		0 - 30									
ONON2A	SF0006	S358	8/16/2000		0 - 15	55 *U*	55 *U*	1,400 *U*	1,400 *U*	55 *U*	55 *U*	55 *U*	55 *U*	55 *U*
ONON2A	SF0007	S358	8/16/2000		15 - 30	55 *UJ*	55 *UJ*	1,400 *UJ*	1,400 *UJ*	55 *UJ*	55 *UJ*	55 *UJ*	55 *UJ*	55 *UJ*
ONON2A	SF0052	S304	8/9/2000		0 - 15	54 *U*	54 *U*	1,400 *U*	1,400 *U*	54 *U*	54 *U*	54 *U*	130 *J*	130 *J*
ONON2A	SF0053	S304	8/9/2000		15 - 30	48 *U*	48 *U*	1,200 *U*	1,200 *U*	48 *U*	48 *U*	75 *J*	220 *J*	190 *J*
ONON2A	VC0212	S306	7/21/2000		0 - 15	52 *UJ*	52 *UJ*	1,300 *UJ*	1,300 *UJ*	52 *UJ*	52 *UJ*	52 *UJ*	52 *UJ*	52 *UJ*
ONON2A	VC0213	S306	7/21/2000		15 - 30	59 *UJ*	59 *UJ*	1,500 *UJ*	1,500 *UJ*	59 *UJ*	59 *UJ*	59 *UJ*	59 *UJ*	59 *UJ*
ONON2A	SF0001	S356	8/16/2000		0 - 15	56 *U*	56 *UJ*	1,400 *U*	1,400 *UJ*	56 *U*	56 *U*	56 *U*	56 *U*	56 *U*
ONON2A	SF0002	S356	8/16/2000		15 - 30	60 *U*	60 *U*	1,500 *U*	1,500 *U*	60 *U*	60 *U*	60 *U*	60 *U*	60 *U*
ONON2A	SF0003	S357	8/16/2000		0 - 2	72 *U*	840	2,000 *U*	2,000 *U*	72 *U*	72 *U*	72 *U*	72 *U*	72 *U*
ONON2A	SF0004	S357	8/16/2000		2 - 15	59 *U*	660	1,500 *U*	1,500 *U*	59 *U*	59 *U*	59 *U*	120	110

Table A-2C. (cont.)

Survey	Sample Number	Survey Station	Date	Duplicates	Depth (cm)	Benzo(b) fluoranthene (µg/kg)	Benzo(g,h,i) perylene (µg/kg)	Benzo(k) fluoranthene (µg/kg)	Benzyl Alcohol (µg/kg)	Bis(2-chloroethoxy) methane (µg/kg)	Bis(2-chloroethyl) ether (µg/kg)	Bis(2-ethylhexyl) phthalate (µg/kg)	Butylbenzyl phthalate (µg/kg)
O-SEDCHM	S00020	S53	5/9/1992		0 - 30	32 *J*	120 *U*	120 *U*		120 *U*	120 *U*	120 *U*	120 *U*
O-SEDCHM	S00529	S53	7/27/1992		0 - 2	190 *U*	190 *U*	190 *U*		190 *U*	190 *U*	190 *U*	190 *U*
O-SEDCHM	S00589	S61	8/7/1992		0 - 2	350 *J*	520	250					
O-SEDCHM	S00517	S62	7/24/1992		0 - 2	47 *J*	150	28 *J*					
O-SEDCHM	S00067	S66	5/11/1992		0 - 30	170 *J*	55 *J*	74 *UJ*		74 *UJ*	74 *UJ*	23 *J*	74 *UJ*
O-SEDCHM	S00601	S66	8/10/1992		0 - 2	1,600	460	140 *U*		140 *U*	140 *U*	100 *J*	140 *U*
O-SEDCHM	S00513	S67	7/23/1992		0 - 2	260 *J*	390 *J*	39 *UJ*					
O-SEDCHM	S00510	S74	7/22/1992		0 - 2	190 *J*	47 *UJ*	12 *J*					
O-SEDCHM	S00507	S75	7/21/1992		0 - 2	130 *J*	190 *J*	88 *J*					
O-SEDCHM	S00508	S76	7/22/1992		0 - 2	60 *J*	94 *J*	38 *J*					
O-SEDCHM	S00023	S81	5/9/1992		0 - 30	73 *J*	45 *J*	55 *J*		85 *U*	85 *U*	69 *J*	85 *U*
O-SEDCHM	S00520	S81	7/24/1992		0 - 2	330	110 *J*	150 *U*		150 *U*	150 *U*	170 *U*	150 *U*
O-SEDCHM	S00504	S82	7/21/1992		0 - 2	350 *J*	63 *U*	31 *U*					
O-SEDCHM	S00511	S87	7/22/1992		0 - 2	59 *UJ*	59 *UJ*	29 *UJ*					
O-SEDCHM	S00032	S93	5/9/1992		0 - 30	79 *U*	79 *U*	79 *U*		79 *U*	79 *U*	79 *U*	79 *U*
O-SEDCHM	S00550	S93	7/31/1992		0 - 2	75 *U*	75 *U*	75 *U*		75 *U*	75 *U*	23 *J*	75 *U*
O-SEDCHM	S00512	S94	7/22/1992		0 - 2	44 *J*	64 *UJ*	27 *J*					
O-SEDCHM	S00059	S100	5/11/1992		0 - 30	91 *UJ*	91 *UJ*	91 *UJ*		91 *UJ*	91 *UJ*	91 *UJ*	91 *UJ*
O-SEDCHM	S00608	S100	8/11/1992		0 - 2	86 *U*	86 *U*	86 *U*		86 *U*	86 *U*	22 *J*	86 *U*
O-SEDCHM	S00552	S105	7/31/1992		0 - 2	41 *J*	210 *J*	36 *J*					
O-SEDCHM	S00501	S110	7/20/1992		0 - 2	200 *J*	290	65 *U*					
O-SEDCHM	S00029	S113	5/9/1992		0 - 30	31 *J*	77 *U*	77 *U*		77 *U*	77 *U*	77 *U*	77 *U*
O-SEDCHM	S00577	S113	8/5/1992		0 - 2	550	130	76 *U*		76 *U*	76 *U*	26 *J*	76 *U*
O-SEDCHM	S00048	P73	5/10/1992		0 - 30								
ONON2A	SF0006	S358	8/16/2000		0 - 15	55 *U*	55 *U*	55 *U*	280 *U*	55 *U*	55 *U*		55 *U*
ONON2A	SF0007	S358	8/16/2000		15 - 30	55 *UJ*	55 *UJ*	55 *UJ*	280 *UJ*	55 *UJ*	55 *UJ*		55 *UJ*
ONON2A	SF0052	S304	8/9/2000		0 - 15	130 *J*	96 *J*	120 *J*	280 *U*	54 *U*	54 *U*	160 *J*	54 *U*
ONON2A	SF0053	S304	8/9/2000		15 - 30	170 *J*	130 *J*	190 *J*	250 *U*	48 *U*	48 *U*	150 *J*	48 *U*
ONON2A	VC0212	S306	7/21/2000		0 - 15	52 *UJ*	52 *UJ*	52 *UJ*	270 *UJ*	52 *UJ*	52 *UJ*	52 *UJ*	52 *UJ*
ONON2A	VC0213	S306	7/21/2000		15 - 30	59 *UJ*	59 *UJ*	59 *UJ*	310 *UJ*	59 *UJ*	59 *UJ*	59 *UJ*	59 *UJ*
ONON2A	SF0001	S356	8/16/2000		0 - 15	56 *U*	56 *U*	56 *U*	290 *UJ*	56 *U*	56 *U*	56 *U*	56 *U*
ONON2A	SF0002	S356	8/16/2000		15 - 30	60 *U*	60 *U*	60 *U*	310 *U*	60 *U*	60 *U*	1,300	60 *U*
ONON2A	SF0003	S357	8/16/2000		0 - 2	72 *U*	72 *U*	72 *U*	370 *U*	72 *U*	72 *U*	72 *U*	72 *U*
ONON2A	SF0004	S357	8/16/2000		2 - 15	85	59 *U*	83	300 *U*	59 *U*	59 *U*	59 *U*	59 *U*

Table A-2C. (cont.)

Survey	Sample Number	Survey Station	Date	Duplicates	Depth (cm)	Carbazole (µg/kg)	Chrysene (µg/kg)	Dibenz(a,h) anthracene (µg/kg)	Dibenzofuran (µg/kg)	Diethyl phthalate (µg/kg)	Dimethyl phthalate (µg/kg)	Di-n-butyl phthalate (µg/kg)	Di-n-octyl phthalate (µg/kg)
O-SEDCHM	S00020	S53	5/9/1992		0 - 30	120 *U*	120 *U*	120 *U*	120 *U*	120 *U*	120 *U*	120 *U*	120 *U*
O-SEDCHM	S00529	S53	7/27/1992		0 - 2	190 *U*	58 *J*	190 *U*	190 *U*	190 *U*	190 *U*	190 *U*	190 *U*
O-SEDCHM	S00589	S61	8/7/1992		0 - 2		540 *J*	98 *J*					
O-SEDCHM	S00517	S62	7/24/1992		0 - 2		71	20 *J*					
O-SEDCHM	S00067	S66	5/11/1992		0 - 30	74 *UJ*	98 *J*	22 *J*	74 *UJ*	74 *UJ*	74 *UJ*	74 *UJ*	74 *UJ*
O-SEDCHM	S00601	S66	8/10/1992		0 - 2	470	1,200	180	340	140 *U*	140 *U*	140 *U*	140 *U*
O-SEDCHM	S00513	S67	7/23/1992		0 - 2		220 *J*	78 *UJ*					
O-SEDCHM	S00510	S74	7/22/1992		0 - 2		24 *UJ*	47 *UJ*					
O-SEDCHM	S00507	S75	7/21/1992		0 - 2		170 *J*	48 *J*					
O-SEDCHM	S00508	S76	7/22/1992		0 - 2		71 *J*	23 *J*					
O-SEDCHM	S00023	S81	5/9/1992		0 - 30	85 *U*	88	19 *J*	85 *U*	85 *U*	85 *U*	85 *U*	85 *U*
O-SEDCHM	S00520	S81	7/24/1992		0 - 2	150 *U*	230	150 *U*	150 *U*	150 *U*	150 *U*	150 *U*	150 *U*
O-SEDCHM	S00504	S82	7/21/1992		0 - 2		270 *J*	63 *U*					
O-SEDCHM	S00511	S87	7/22/1992		0 - 2		29 *UJ*	59 *UJ*					
O-SEDCHM	S00032	S93	5/9/1992		0 - 30	79 *U*	79 *U*	79 *U*	79 *U*	79 *U*	79 *U*	79 *U*	79 *U*
O-SEDCHM	S00550	S93	7/31/1992		0 - 2	75 *U*	75 *U*	75 *U*	75 *U*	75 *U*	75 *U*	75 *U*	75 *U*
O-SEDCHM	S00512	S94	7/22/1992		0 - 2		40 *J*	19 *J*					
O-SEDCHM	S00059	S100	5/11/1992		0 - 30	91 *UJ*	91 *UJ*	91 *UJ*	91 *UJ*	91 *UJ*	91 *UJ*	91 *UJ*	91 *UJ*
O-SEDCHM	S00608	S100	8/11/1992		0 - 2	86 *U*	86 *U*	86 *U*	86 *U*	86 *U*	86 *U*	86 *U*	86 *U*
O-SEDCHM	S00552	S105	7/31/1992		0 - 2		30 *UJ*	61 *UJ*					
O-SEDCHM	S00501	S110	7/20/1992		0 - 2		170 *J*	71 *J*					
O-SEDCHM	S00029	S113	5/9/1992		0 - 30	77 *U*	21 *J*	77 *U*	77 *U*	77 *U*	77 *U*	77 *U*	77 *U*
O-SEDCHM	S00577	S113	8/5/1992		0 - 2	20 *J*	500	62 *J*	18 *J*	76 *U*	76 *U*	76 *U*	76 *U*
O-SEDCHM	S00048	P73	5/10/1992		0 - 30								
ONON2A	SF0006	S358	8/16/2000		0 - 15	55 *U*	55 *U*	55 *U*	55 *U*	55 *U*	55 *U*	55 *U*	55 *U*
ONON2A	SF0007	S358	8/16/2000		15 - 30	55 *UJ*	55 *UJ*	55 *UJ*	55 *UJ*	55 *UJ*	55 *UJ*	55 *UJ*	55 *UJ*
ONON2A	SF0052	S304	8/9/2000		0 - 15	54 *U*	160 *J*	54 *U*	54 *U*	54 *U*	54 *U*	54 *U*	54 *U*
ONON2A	SF0053	S304	8/9/2000		15 - 30	48 *U*	240 *J*	48 *U*	48 *U*	48 *U*	48 *U*	48 *U*	48 *U*
ONON2A	VC0212	S306	7/21/2000		0 - 15	52 *UJ*	52 *UJ*	52 *UJ*	52 *UJ*	52 *UJ*	52 *UJ*	52 *UJ*	52 *UJ*
ONON2A	VC0213	S306	7/21/2000		15 - 30	59 *UJ*	59 *UJ*	59 *UJ*	59 *UJ*	59 *UJ*	59 *UJ*	59 *UJ*	59 *UJ*
ONON2A	SF0001	S356	8/16/2000		0 - 15	56 *U*	56 *U*	56 *U*	56 *U*	56 *U*	56 *U*	56 *U*	56 *U*
ONON2A	SF0002	S356	8/16/2000		15 - 30	60 *U*	60 *U*	60 *U*	60 *U*	60 *U*	60 *U*	60 *U*	60 *U*
ONON2A	SF0003	S357	8/16/2000		0 - 2	72 *U*	72 *U*	72 *U*	72 *U*	72 *U*	72 *U*	72 *U*	72 *U*
ONON2A	SF0004	S357	8/16/2000		2 - 15	59 *U*	110	59 *U*	59 *U*	59 *U*	59 *U*	59 *U*	59 *U*

Table A-2C. (cont.)

Survey	Sample Number	Survey Station	Date	Duplicates	Depth (cm)	Fluoranthene (µg/kg)	Fluorene (µg/kg)	Hexachlorobenzene (GC/ECD) (µg/kg)	Hexachlorobenzene (GC/MS) (µg/kg)	Final HCB Value (µg/kg)
O-SEDCHM	S00020	S53	5/9/1992		0 - 30	99 *J*	120 *U*		120 *U*	120 *U*
O-SEDCHM	S00529	S53	7/27/1992		0 - 2	70 *J*	190 *U*		190 *U*	190 *U*
O-SEDCHM	S00589	S61	8/7/1992		0 - 2	1,000 *UJ*	120 *J*		12	12 *J*
O-SEDCHM	S00517	S62	7/24/1992		0 - 2	180 *J*	58 *U*		5.7 *UJ*	5.7 *UJ*
O-SEDCHM	S00067	S66	5/11/1992		0 - 30	220 *J*	23 *J*		74 *UJ*	74 *UJ*
O-SEDCHM	S00601	S66	8/10/1992		0 - 2	2,300	480		140 *U*	140 *U*
O-SEDCHM	S00513	S67	7/23/1992		0 - 2	380 *J*	44 *J*			
O-SEDCHM	S00510	S74	7/22/1992		0 - 2	47 *UJ*	47 *UJ*		4.8 *U*	4.8 *U*
O-SEDCHM	S00507	S75	7/21/1992		0 - 2	550 *J*	35 *J*		28	28 *J*
O-SEDCHM	S00508	S76	7/22/1992		0 - 2	190 *J*	54 *UJ*		5.8	5.8 *J*
O-SEDCHM	S00023	S81	5/9/1992		0 - 30	130	85 *U*		85 *U*	85 *U*
O-SEDCHM	S00520	S81	7/24/1992		0 - 2	400	150 *U*		150 *U*	150 *U*
O-SEDCHM	S00504	S82	7/21/1992		0 - 2	630 *J*	55 *J*		11 *J*	11 *J*
O-SEDCHM	S00511	S87	7/22/1992		0 - 2	59 *UJ*	59 *UJ*			
O-SEDCHM	S00032	S93	5/9/1992		0 - 30	79 *U*	79 *U*		79 *U*	79 *U*
O-SEDCHM	S00550	S93	7/31/1992		0 - 2	75 *U*	75 *U*		75 *U*	75 *U*
O-SEDCHM	S00512	S94	7/22/1992		0 - 2	98 *J*	45 *J*			
O-SEDCHM	S00059	S100	5/11/1992		0 - 30	91 *UJ*	91 *UJ*		91 *UJ*	91 *UJ*
O-SEDCHM	S00608	S100	8/11/1992		0 - 2	86 *U*	86 *U*		86 *U*	86 *U*
O-SEDCHM	S00552	S105	7/31/1992		0 - 2	590 *J*	61 *UJ*			
O-SEDCHM	S00501	S110	7/20/1992		0 - 2	590 *J*	83 *J*			
O-SEDCHM	S00029	S113	5/9/1992		0 - 30	23 *J*	77 *U*		77 *U*	77 *U*
O-SEDCHM	S00577	S113	8/5/1992		0 - 2	600	82		76 *U*	76 *U*
O-SEDCHM	S00048	P73	5/10/1992		0 - 30				2.9 *U*	2.9 *U*
ONON2A	SF0006	S358	8/16/2000		0 - 15	55 *U*	55 *U*	1.06 *UJ*	55 *U*	1.06 *UJ*
ONON2A	SF0007	S358	8/16/2000		15 - 30	55 *UJ*	55 *UJ*	1.04 *UJ*	55 *UJ*	1.04 *UJ*
ONON2A	SF0052	S304	8/9/2000		0 - 15	270 *J*	54 *U*	1,370	140 *J*	755 *J*
ONON2A	SF0053	S304	8/9/2000		15 - 30	450 *J*	48 *U*	521	300 *J*	410.5 *J*
ONON2A	VC0212	S306	7/21/2000		0 - 15	52 *UJ*	52 *UJ*	27.6 *J*	52 *UJ*	27.6 *J*
ONON2A	VC0213	S306	7/21/2000		15 - 30	59 *UJ*	59 *UJ*	1 *UJ*	59 *UJ*	1 *U*
ONON2A	SF0001	S356	8/16/2000		0 - 15	56 *U*	56 *U*	1.06 *U*	56 *U*	1.06 *U*
ONON2A	SF0002	S356	8/16/2000		15 - 30	60 *U*	60 *U*	1.08 *U*	60 *U*	1.08 *U*
ONON2A	SF0003	S357	8/16/2000		0 - 2	72 *U*	72 *U*	1.06 *U*	72 *U*	1.06 *U*
ONON2A	SF0004	S357	8/16/2000		2 - 15	190	59 *U*	1.05 *U*	59 *U*	1.05 *U*

Table A-2C. (cont.)

Survey	Sample Number	Survey Station	Date	Duplicates	Depth (cm)	Hexachloro butadiene (µg/kg)	Hexachloro-cyclopentadiene (µg/kg)	Hexachloro-ethane (µg/kg)	Indeno (1,2,3-cd) pyrene (µg/kg)	Isophorone (µg/kg)	Naphthalene (µg/kg)	Nitrobenzene (µg/kg)
O-SEDCHM	S00020	S53	5/9/1992		0 - 30	120 *U*	120 *U*	120 *U*	120 *U*	120 *U*	60 *J*	120 *U*
O-SEDCHM	S00529	S53	7/27/1992		0 - 2	190 *U*	190 *U*	190 *U*	190 *U*	190 *U*	340	190 *U*
O-SEDCHM	S00589	S61	8/7/1992		0 - 2				59 *U*		600	
O-SEDCHM	S00517	S62	7/24/1992		0 - 2				33		290 *U*	
O-SEDCHM	S00067	S66	5/11/1992		0 - 30	74 *UJ*	74 *UJ*	74 *UJ*	52 *J*	74 *UJ*	74 *UJ*	74 *UJ*
O-SEDCHM	S00601	S66	8/10/1992		0 - 2	140 *U*	140 *U*	140 *U*	540	140 *U*	370	140 *U*
O-SEDCHM	S00513	S67	7/23/1992		0 - 2				47 *J*		390 *UJ*	
O-SEDCHM	S00510	S74	7/22/1992		0 - 2				24 *UJ*		240 *UJ*	
O-SEDCHM	S00507	S75	7/21/1992		0 - 2				84 *J*		300 *UJ*	
O-SEDCHM	S00508	S76	7/22/1992		0 - 2				39 *J*		270 *UJ*	
O-SEDCHM	S00023	S81	5/9/1992		0 - 30	85 *U*	85 *U*	85 *U*	46 *J*	85 *U*	85 *U*	85 *U*
O-SEDCHM	S00520	S81	7/24/1992		0 - 2	150 *U*	150 *U*	150 *U*	110 *J*	150 *U*	150 *U*	150 *U*
O-SEDCHM	S00504	S82	7/21/1992		0 - 2				56		310 *U*	
O-SEDCHM	S00511	S87	7/22/1992		0 - 2				29 *UJ*		290 *UJ*	
O-SEDCHM	S00032	S93	5/9/1992		0 - 30	79 *U*	79 *U*	79 *U*	79 *U*	79 *U*	79 *U*	79 *U*
O-SEDCHM	S00550	S93	7/31/1992		0 - 2	75 *U*	75 *U*	75 *U*	75 *U*	75 *U*	75 *U*	75 *U*
O-SEDCHM	S00512	S94	7/22/1992		0 - 2				16 *J*		320 *UJ*	
O-SEDCHM	S00059	S100	5/11/1992		0 - 30	91 *UJ*	91 *UJ*	91 *UJ*	91 *UJ*	91 *UJ*	35 *J*	91 *UJ*
O-SEDCHM	S00608	S100	8/11/1992		0 - 2	86 *U*	86 *U*	86 *U*	86 *U*	86 *U*	86 *U*	86 *U*
O-SEDCHM	S00552	S105	7/31/1992		0 - 2				30 *UJ*		300 *UJ*	
O-SEDCHM	S00501	S110	7/20/1992		0 - 2				82		650 *U*	
O-SEDCHM	S00029	S113	5/9/1992		0 - 30	77 *U*	77 *U*	77 *U*	77 *U*	77 *U*	77 *U*	77 *U*
O-SEDCHM	S00577	S113	8/5/1992		0 - 2	76 *U*	76 *U*	76 *U*	150	76 *U*	76 *U*	76 *U*
O-SEDCHM	S00048	P73	5/10/1992		0 - 30							
ONON2A	SF0006	S358	8/16/2000		0 - 15	55 *U*	280 *U*	55 *U*	55 *U*	55 *U*	55 *U*	55 *U*
ONON2A	SF0007	S358	8/16/2000		15 - 30	55 *UJ*	280 *UJ*	55 *UJ*	55 *UJ*	55 *UJ*	55 *UJ*	55 *UJ*
ONON2A	SF0052	S304	8/9/2000		0 - 15	54 *U*	280 *UJ*	54 *U*	91 *J*	54 *U*	54 *U*	54 *U*
ONON2A	SF0053	S304	8/9/2000		15 - 30	48 *U*	250 *UJ*	48 *U*	130 *J*	48 *U*	48 *U*	48 *U*
ONON2A	VC0212	S306	7/21/2000		0 - 15	52 *UJ*	270 *UJ*	52 *UJ*	52 *UJ*	52 *UJ*	52 *UJ*	52 *UJ*
ONON2A	VC0213	S306	7/21/2000		15 - 30	59 *UJ*	310 *UJ*	59 *UJ*	59 *UJ*	59 *UJ*	59 *UJ*	59 *UJ*
ONON2A	SF0001	S356	8/16/2000		0 - 15	56 *U*	290 *U*	56 *U*	56 *U*	56 *U*	56 *U*	56 *U*
ONON2A	SF0002	S356	8/16/2000		15 - 30	60 *U*	310 *U*	60 *U*	60 *U*	60 *U*	60 *U*	60 *U*
ONON2A	SF0003	S357	8/16/2000		0 - 2	72 *U*	370 *U*	72 *U*	72 *U*	72 *U*	72 *U*	72 *U*
ONON2A	SF0004	S357	8/16/2000		2 - 15	59 *U*	300 *U*	59 *U*	59 *U*	59 *U*	59 *U*	59 *U*

Table A-2C. (cont.)

Survey	Sample Number	Survey Station	Date	Duplicates	Depth (cm)	N-Nitroso dimethylamine (µg/kg)	N-Nitroso-di-n-propylamine (µg/kg)	N-Nitroso diphenylamine (µg/kg)	Pentachloro-benzene (µg/kg)	Pentachloro-phenol (µg/kg)	Phenanthrene (µg/kg)	Phenol (µg/kg)	Pyrene (µg/kg)
O-SEDCHM	S00020	S53	5/9/1992		0 - 30		120 *U*	120 *U*		*R*	77 *J*	87 *J*	42 *J*
O-SEDCHM	S00529	S53	7/27/1992		0 - 2		190 *U*	190 *U*		480 *U*	190 *U*	45 *J*	75 *J*
O-SEDCHM	S00589	S61	8/7/1992		0 - 2				5.9 *U*		480 *J*		870 *J*
O-SEDCHM	S00517	S62	7/24/1992		0 - 2				5.7 *UJ*		35		66 *J*
O-SEDCHM	S00067	S66	5/11/1992		0 - 30		74 *UJ*	74 *UJ*		190 *UJ*	130 *J*	74 *UJ*	160 *J*
O-SEDCHM	S00601	S66	8/10/1992		0 - 2		140 *U*	140 *U*		350 *U*	2,300	140 *U*	2,200
O-SEDCHM	S00513	S67	7/23/1992		0 - 2						90 *J*		230 *J*
O-SEDCHM	S00510	S74	7/22/1992		0 - 2				4.8 *U*		24 *UJ*		38 *J*
O-SEDCHM	S00507	S75	7/21/1992		0 - 2				6 *U*		93 *J*		240 *J*
O-SEDCHM	S00508	S76	7/22/1992		0 - 2				5.4 *U*		32 *J*		100 *J*
O-SEDCHM	S00023	S81	5/9/1992		0 - 30		85 *U*	85 *U*		210 *U*	83 *J*	85 *U*	100
O-SEDCHM	S00520	S81	7/24/1992		0 - 2		150 *U*	150 *U*		390 *U*	180	150 *U*	380
O-SEDCHM	S00504	S82	7/21/1992		0 - 2				6.2 *UJ*		180 *J*		400 *J*
O-SEDCHM	S00511	S87	7/22/1992		0 - 2						29 *UJ*		29 *UJ*
O-SEDCHM	S00032	S93	5/9/1992		0 - 30		79 *U*	79 *U*		200 *U*	79 *U*	79 *U*	79 *U*
O-SEDCHM	S00550	S93	7/31/1992		0 - 2		75 *U*	75 *U*		190 *U*	75 *U*	75 *U*	75 *U*
O-SEDCHM	S00512	S94	7/22/1992		0 - 2						32 *UJ*		31 *J*
O-SEDCHM	S00059	S100	5/11/1992		0 - 30		91 *UJ*	91 *UJ*		230 *UJ*	91 *UJ*	91 *UJ*	91 *UJ*
O-SEDCHM	S00608	S100	8/11/1992		0 - 2		86 *U*	86 *U*		220 *U*	86 *U*	45 *J*	86 *U*
O-SEDCHM	S00552	S105	7/31/1992		0 - 2						30 *UJ*		30 *UJ*
O-SEDCHM	S00501	S110	7/20/1992		0 - 2						260		430 *J*
O-SEDCHM	S00029	S113	5/9/1992		0 - 30		77 *U*	77 *U*		190 *U*	77 *U*	77 *U*	25 *J*
O-SEDCHM	S00577	S113	8/5/1992		0 - 2		76 *U*	76 *U*		190 *U*	370	76 *U*	750
O-SEDCHM	S00048	P73	5/10/1992		0 - 30								
ONON2A	SF0006	S358	8/16/2000		0 - 15	55 *U*	55 *U*	55 *U*		1,400 *U*	55 *U*	55 *U*	55 *U*
ONON2A	SF0007	S358	8/16/2000		15 - 30	55 *UJ*	55 *UJ*	55 *UJ*		1,400 *UJ*	55 *UJ*	55 *UJ*	55 *UJ*
ONON2A	SF0052	S304	8/9/2000		0 - 15	280 *U*	54 *U*	54 *U*		1,400 *U*	160 *J*	54 *U*	290 *J*
ONON2A	SF0053	S304	8/9/2000		15 - 30	250 *U*	48 *U*	48 *U*		1,200 *U*	330 *J*	48 *U*	420 *J*
ONON2A	VC0212	S306	7/21/2000		0 - 15	270 *UJ*	52 *UJ*	52 *UJ*		1,300 *UJ*	52 *UJ*	52 *UJ*	52 *UJ*
ONON2A	VC0213	S306	7/21/2000		15 - 30	310 *UJ*	59 *UJ*	59 *UJ*		1,500 *UJ*	59 *UJ*	59 *UJ*	59 *UJ*
ONON2A	SF0001	S356	8/16/2000		0 - 15	290 *U*	56 *U*	56 *U*		1,400 *UJ*	56 *U*	56 *UJ*	56 *U*
ONON2A	SF0002	S356	8/16/2000		15 - 30	310 *U*	60 *U*	60 *U*		1,500 *U*	60 *U*	60 *U*	60 *U*
ONON2A	SF0003	S357	8/16/2000		0 - 2	370 *U*	72 *U*	72 *U*		2,000 *U*	72 *U*	72 *U*	72 *U*
ONON2A	SF0004	S357	8/16/2000		2 - 15	300 *U*	59 *U*	59 *U*		1,500 *U*	60	59 *U*	170

Table A-2C. (cont.)

Survey	Sample Number	Survey Station	Date	Duplicates	Depth (cm)	1,2,3,4-Tetrachloro-benzene (µg/kg)	1,2,3-Trichloro-benzene (µg/kg)	1,2,4-Trichloro-benzene (µg/kg)	1,3,5-Trichloro-benzene (µg/kg)	Trichloro-benzenes [2] (ug/kg) (µg/kg)	1,2-Dichloro-benzene (µg/kg)	1,3-Dichloro-benzene (µg/kg)
ONON2A	SF0005	S357	8/16/2000		15 - 30			57 *UJ*			57 *UJ*	57 *UJ*
ONON2A	SF0008	S359	8/16/2000		0 - 15			49 *UJ*			49 *UJ*	49 *UJ*
ONON2A	SF0009	S359	8/16/2000		15 - 30			48 *U*			48 *U*	48 *U*
ONON2A	SF0010	S360	8/16/2000	D1	0 - 2			59 *UJ*			59 *UJ*	59 *UJ*
ONON2A	SF0066	S360	8/16/2000	D2	0 - 2			58 *UJ*			58 *UJ*	58 *UJ*
ONON2A	SF0012	S360	8/16/2000	D1	15 - 30			56 *U*			56 *U*	56 *U*
ONON2A	SF0169	S360	8/16/2000	D2	15 - 30			56 *UJ*			56 *UJ*	56 *UJ*
ONON2A	SF0011	S360	8/16/2000	D1	2 - 15			61 *U*			61 *U*	61 *U*
ONON2A	SF0164	S360	8/16/2000	D2	2 - 15			58 *UJ*			58 *UJ*	58 *UJ*
ONON2A	SF0013	S361	8/15/2000	D1	0 - 15			56 *U*			56 *U*	56 *U*
ONON2A	SF0163	S361	8/15/2000	D2	0 - 15			56 *U*			56 *U*	56 *U*
ONON2A	SF0014	S361	8/15/2000		15 - 30			74 *UJ*			74 *UJ*	74 *UJ*
ONON2A	SF0015	S362	8/15/2000		0 - 15			53 *U*			53 *U*	53 *U*
ONON2A	SF0016	S362	8/15/2000		15 - 30			58 *U*			58 *U*	58 *U*
ONON2A	SF0017	S363	8/15/2000		0 - 2			51 *UJ*			51 *UJ*	51 *UJ*
ONON2A	SF0019	S363	8/15/2000		15 - 30			300 *U*			300 *U*	300 *U*
ONON2A	SF0018	S363	8/15/2000	D1	2 - 15			680 *U*			680 *U*	680 *U*
ONON2A	SF0175	S363	8/15/2000	D2	2 - 15			68 *U*			68 *U*	68 *U*
ONON2A	SF0031	S369	8/15/2000		0 - 15			57 *U*			57 *U*	57 *U*
ONON2A	SF0032	S369	8/15/2000		15 - 30			59 *U*			59 *U*	59 *U*
ONON2A	SF0033	S370	8/17/2000		0 - 2			55 *UJ*			55 *UJ*	55 *UJ*
ONON2A	SF0034	S370	8/17/2000		2 - 15			51 *UJ*			51 *UJ*	51 *UJ*
ONON2A	SF0035	S370	8/17/2000		15 - 30			55 *UJ*			55 *UJ*	55 *UJ*
ONON2A	SF0050	S372	8/11/2000		0 - 15			57 *U*			57 *U*	57 *U*
ONON2A	SF0039	S372	8/17/2000	D1	15 - 30			55 *UJ*			55 *UJ*	55 *UJ*
ONON2A	SF0165	S372	8/17/2000	D2	15 - 30			54 *UJ*			54 *UJ*	54 *UJ*

Table A-2C. (cont.)

Survey	Sample Number	Survey Station	Date	Duplicates	Depth (cm)	1,4-Dichloro-benzene (µg/kg)	Dichlorobenzenes (sum of)[2] (µg/kg)	2,2'-Oxybis(1-chloropropane) (µg/kg)	2,4,5-Trichloro-phenol (µg/kg)	2,4,6-Trichloro-phenol (µg/kg)	2,4-Dichloro-phenol (µg/kg)	2,4-Dimethyl-phenol (µg/kg)
ONON2A	SF0005	S357	8/16/2000		15 - 30	57 *UJ*		57 *UJ*	290 *UJ*	290 *UJ*	290 *UJ*	290 *UJ*
ONON2A	SF0008	S359	8/16/2000		0 - 15	49 *UJ*		49 *UJ*	250 *UJ*	250 *UJ*	250 *UJ*	250 *UJ*
ONON2A	SF0009	S359	8/16/2000		15 - 30	48 *U*		48 *U*	250 *U*	250 *U*	250 *U*	250 *U*
ONON2A	SF0010	S360	8/16/2000	D1	0 - 2	59 *UJ*		59 *UJ*	300 *UJ*	300 *UJ*	300 *UJ*	300 *UJ*
ONON2A	SF0066	S360	8/16/2000	D2	0 - 2	58 *UJ*		58 *UJ*	300 *UJ*	300 *UJ*	300 *UJ*	300 *UJ*
ONON2A	SF0012	S360	8/16/2000	D1	15 - 30	56 *U*		56 *U*	290 *UJ*	290 *UJ*	290 *UJ*	290 *UJ*
ONON2A	SF0169	S360	8/16/2000	D2	15 - 30	56 *UJ*		56 *UJ*	290 *UJ*	290 *UJ*	290 *UJ*	290 *UJ*
ONON2A	SF0011	S360	8/16/2000	D1	2 - 15	61 *U*		61 *U*	310 *U*	310 *U*	310 *U*	310 *U*
ONON2A	SF0164	S360	8/16/2000	D2	2 - 15	58 *UJ*		58 *UJ*	300 *UJ*	300 *UJ*	300 *UJ*	300 *UJ*
ONON2A	SF0013	S361	8/15/2000	D1	0 - 15	56 *U*		56 *U*	290 *U*	290 *U*	290 *U*	290 *U*
ONON2A	SF0163	S361	8/15/2000	D2	0 - 15	56 *U*		56 *U*	290 *U*	290 *U*	290 *U*	290 *U*
ONON2A	SF0014	S361	8/15/2000		15 - 30	74 *UJ*		74 *UJ*	380 *UJ*	380 *UJ*	380 *UJ*	380 *UJ*
ONON2A	SF0015	S362	8/15/2000		0 - 15	53 *U*		53 *U*	270 *U*	270 *U*	270 *U*	270 *U*
ONON2A	SF0016	S362	8/15/2000		15 - 30	58 *U*		58 *U*	300 *UJ*	300 *UJ*	300 *UJ*	300 *UJ*
ONON2A	SF0017	S363	8/15/2000		0 - 2	51 *UJ*		51 *UJ*	260 *UJ*	260 *UJ*	260 *UJ*	260 *UJ*
ONON2A	SF0019	S363	8/15/2000		15 - 30	300 *U*		300 *U*	1,500 *U*	1,500 *U*	1,500 *U*	1,500 *U*
ONON2A	SF0018	S363	8/15/2000	D1	2 - 15	680 *U*		680 *U*	3,500 *U*	3,500 *U*	3,500 *U*	3,500 *U*
ONON2A	SF0175	S363	8/15/2000	D2	2 - 15	68 *U*		68 *U*	350 *U*	350 *U*	350 *U*	350 *U*
ONON2A	SF0031	S369	8/15/2000		0 - 15	57 *U*		57 *U*	290 *U*	290 *U*	290 *U*	290 *U*
ONON2A	SF0032	S369	8/15/2000		15 - 30	59 *U*		59 *U*	300 *U*	300 *U*	300 *U*	300 *U*
ONON2A	SF0033	S370	8/17/2000		0 - 2	55 *UJ*		55 *UJ*	280 *UJ*	280 *UJ*	280 *UJ*	280 *UJ*
ONON2A	SF0034	S370	8/17/2000		2 - 15	51 *UJ*		51 *UJ*	260 *UJ*	260 *UJ*	260 *UJ*	260 *UJ*
ONON2A	SF0035	S370	8/17/2000		15 - 30	55 *UJ*		55 *UJ*	290 *UJ*	290 *UJ*	290 *UJ*	290 *UJ*
ONON2A	SF0050	S372	8/11/2000		0 - 15	57 *U*		57 *U*	290 *U*	290 *U*	290 *U*	290 *U*
ONON2A	SF0039	S372	8/17/2000	D1	15 - 30	55 *UJ*		55 *UJ*	280 *UJ*	280 *UJ*	280 *UJ*	280 *UJ*
ONON2A	SF0165	S372	8/17/2000	D2	15 - 30	54 *UJ*		54 *UJ*	280 *UJ*	280 *UJ*	280 *UJ*	280 *UJ*

Table A-2C. (cont.)

Survey	Sample Number	Survey Station	Date	Duplicates	Depth (cm)	2,4-Dinitro-phenol (µg/kg)	2,4-Dinitro-toluene (µg/kg)	2,6-Dinitro-toluene (µg/kg)	2-Chloro-naphthalene (µg/kg)	2-Chloro-phenol (µg/kg)	2-Methyl-4,6-dinitrophenol (µg/kg)	2-Methyl-naphthalene (µg/kg)	2-Methyl-phenol (µg/kg)
ONON2A	SF0005	S357	8/16/2000		15 - 30	1,500 *UJ*	290 *UJ*	290 *UJ*	57 *UJ*	57 *UJ*	1,500 *UJ*	57 *UJ*	57 *UJ*
ONON2A	SF0008	S359	8/16/2000		0 - 15	1,300 *UJ*	250 *UJ*	250 *UJ*	49 *UJ*	49 *UJ*	1,300 *UJ*	49 *UJ*	49 *UJ*
ONON2A	SF0009	S359	8/16/2000		15 - 30	1,200 *U*	250 *U*	250 *U*	48 *U*	48 *U*	1,200 *U*	48 *U*	48 *U*
ONON2A	SF0010	S360	8/16/2000	D1	0 - 2	1,500 *UJ*	300 *UJ*	300 *UJ*	59 *UJ*	59 *UJ*	1,500 *UJ*	59 *UJ*	59 *UJ*
ONON2A	SF0066	S360	8/16/2000	D2	0 - 2	1,500 *UJ*	300 *UJ*	300 *UJ*	58 *UJ*	58 *UJ*	1,500 *UJ*	58 *UJ*	58 *UJ*
ONON2A	SF0012	S360	8/16/2000	D1	15 - 30	1,400 *UJ*	290 *U*	290 *U*	56 *U*	56 *UJ*	1,400 *UJ*	56 *U*	410 *J*
ONON2A	SF0169	S360	8/16/2000	D2	15 - 30	1,400 *UJ*	290 *UJ*	290 *UJ*	56 *UJ*	56 *UJ*	1,400 *UJ*	56 *UJ*	320 *J*
ONON2A	SF0011	S360	8/16/2000	D1	2 - 15	1,600 *U*	310 *U*	310 *U*	61 *U*	61 *U*	1,600 *U*	61 *U*	220
ONON2A	SF0164	S360	8/16/2000	D2	2 - 15	1,500 *UJ*	300 *UJ*	300 *UJ*	58 *UJ*	58 *UJ*	1,500 *UJ*	58 *UJ*	250 *J*
ONON2A	SF0013	S361	8/15/2000	D1	0 - 15	1,400 *UJ*	290 *U*	290 *U*	56 *U*	56 *U*	1,400 *U*	56 *U*	56 *U*
ONON2A	SF0163	S361	8/15/2000	D2	0 - 15	1,400 *U*	290 *U*	290 *U*	56 *U*	56 *U*	1,400 *U*	56 *U*	56 *U*
ONON2A	SF0014	S361	8/15/2000		15 - 30	2,000 *UJ*	380 *UJ*	380 *UJ*	74 *UJ*	74 *UJ*	2,000 *UJ*	74 *UJ*	74 *UJ*
ONON2A	SF0015	S362	8/15/2000		0 - 15	1,400 *UJ*	270 *U*	270 *U*	53 *U*	53 *U*	1,400 *U*	53 *U*	53 *U*
ONON2A	SF0016	S362	8/15/2000		15 - 30	1,500 *UJ*	300 *U*	300 *U*	58 *U*	58 *UJ*	1,500 *UJ*	58 *U*	120 *J*
ONON2A	SF0017	S363	8/15/2000		0 - 2	1,300 *UJ*	260 *UJ*	260 *UJ*	51 *UJ*	51 *UJ*	1,300 *UJ*	51 *UJ*	51 *UJ*
ONON2A	SF0019	S363	8/15/2000		15 - 30	7,600 *UJ*	1,500 *U*	1,500 *U*	300 *U*	300 *U*	7,600 *U*	300 *U*	300 *U*
ONON2A	SF0018	S363	8/15/2000	D1	2 - 15	18,000 *U*	3,500 *U*	3,500 *U*	680 *U*	680 *U*	18,000 *U*	680 *U*	680 *U*
ONON2A	SF0175	S363	8/15/2000	D2	2 - 15	1,700 *U*	350 *U*	350 *U*	68 *U*	68 *U*	1,700 *U*	68 *U*	68 *U*
ONON2A	SF0031	S369	8/15/2000		0 - 15	1,500 *U*	290 *U*	290 *U*	57 *U*	57 *U*	1,500 *U*	57 *U*	57 *U*
ONON2A	SF0032	S369	8/15/2000		15 - 30	1,500 *U*	300 *U*	300 *U*	59 *U*	59 *U*	1,500 *U*	59 *U*	59 *U*
ONON2A	SF0033	S370	8/17/2000		0 - 2	1,400 *UJ*	280 *UJ*	280 *UJ*	55 *UJ*	55 *UJ*	1,400 *UJ*	55 *UJ*	55 *UJ*
ONON2A	SF0034	S370	8/17/2000		2 - 15	1,300 *UJ*	260 *UJ*	260 *UJ*	51 *UJ*	51 *UJ*	1,300 *UJ*	51 *UJ*	51 *UJ*
ONON2A	SF0035	S370	8/17/2000		15 - 30	1,400 *UJ*	290 *UJ*	290 *UJ*	55 *UJ*	55 *UJ*	1,400 *UJ*	55 *UJ*	55 *UJ*
ONON2A	SF0050	S372	8/11/2000		0 - 15	1,500 *UJ*	290 *U*	290 *U*	57 *U*	57 *U*	1,500 *U*	57 *U*	57 *U*
ONON2A	SF0039	S372	8/17/2000	D1	15 - 30	1,400 *UJ*	280 *UJ*	280 *UJ*	55 *UJ*	55 *UJ*	1,400 *UJ*	55 *UJ*	55 *UJ*
ONON2A	SF0165	S372	8/17/2000	D2	15 - 30	1,400 *UJ*	280 *UJ*	280 *UJ*	54 *UJ*	54 *UJ*	1,400 *UJ*	54 *UJ*	54 *UJ*

Table A-2C. (cont.)

Survey	Sample Number	Survey Station	Date	Duplicates	Depth (cm)	2-Nitro-aniline (µg/kg)	2-Nitro-phenol (µg/kg)	3,3-Dichloro-benzidine (µg/kg)	3-Nitroaniline (µg/kg)	4-Bromo-phenyl-phenyl ether (µg/kg)	4-Chloro-3-methyl phenol (µg/kg)	4-Chloro-aniline (µg/kg)
ONON2A	SF0005	S357	8/16/2000		15 - 30	120 *UJ*	290 *UJ*	57 *UJ*	1,500 *UJ*	57 *UJ*	290 *UJ*	57 *UJ*
ONON2A	SF0008	S359	8/16/2000		0 - 15	100 *UJ*	250 *UJ*	49 *UJ*	1,300 *UJ*	49 *UJ*	250 *UJ*	49 *UJ*
ONON2A	SF0009	S359	8/16/2000		15 - 30	97 *U*	250 *U*	48 *U*	1,200 *U*	48 *U*	250 *U*	48 *U*
ONON2A	SF0010	S360	8/16/2000	D1	0 - 2	120 *UJ*	300 *UJ*	59 *UJ*	1,500 *UJ*	59 *UJ*	300 *UJ*	59 *UJ*
ONON2A	SF0066	S360	8/16/2000	D2	0 - 2	120 *UJ*	300 *UJ*	58 *UJ*	1,500 *UJ*	58 *UJ*	300 *UJ*	58 *UJ*
ONON2A	SF0012	S360	8/16/2000	D1	15 - 30	110 *U*	290 *UJ*	56 *U*	1,400 *U*	56 *U*	290 *UJ*	56 *U*
ONON2A	SF0169	S360	8/16/2000	D2	15 - 30	110 *UJ*	290 *UJ*	56 *UJ*	1,400 *UJ*	56 *UJ*	290 *UJ*	56 *UJ*
ONON2A	SF0011	S360	8/16/2000	D1	2 - 15	120 *U*	310 *U*	61 *U*	1,600 *U*	61 *U*	310 *U*	61 *U*
ONON2A	SF0164	S360	8/16/2000	D2	2 - 15	120 *UJ*	300 *UJ*	58 *UJ*	1,500 *UJ*	58 *UJ*	300 *UJ*	58 *UJ*
ONON2A	SF0013	S361	8/15/2000	D1	0 - 15	110 *U*	290 *U*	56 *U*	1,400 *U*	56 *U*	290 *U*	56 *U*
ONON2A	SF0163	S361	8/15/2000	D2	0 - 15	110 *U*	290 *U*	56 *U*	1,400 *U*	56 *U*	290 *U*	56 *U*
ONON2A	SF0014	S361	8/15/2000		15 - 30	150 *UJ*	380 *UJ*	74 *UJ*	2,000 *UJ*	74 *UJ*	380 *UJ*	74 *UJ*
ONON2A	SF0015	S362	8/15/2000		0 - 15	110 *U*	270 *U*	53 *U*	1,400 *U*	53 *U*	270 *U*	53 *U*
ONON2A	SF0016	S362	8/15/2000		15 - 30	120 *U*	300 *UJ*	58 *U*	1,500 *U*	58 *U*	300 *UJ*	58 *U*
ONON2A	SF0017	S363	8/15/2000		0 - 2	100 *UJ*	260 *UJ*	51 *UJ*	1,300 *UJ*	51 *UJ*	260 *UJ*	51 *UJ*
ONON2A	SF0019	S363	8/15/2000		15 - 30	600 *U*	1,500 *U*	300 *U*	7,600 *U*	300 *U*	1,500 *U*	300 *U*
ONON2A	SF0018	S363	8/15/2000	D1	2 - 15	1,400 *U*	3,500 *U*	680 *U*	18,000 *U*	680 *U*	3,500 *U*	680 *U*
ONON2A	SF0175	S363	8/15/2000	D2	2 - 15	140 *U*	350 *U*	68 *U*	1,700 *U*	68 *U*	350 *U*	68 *U*
ONON2A	SF0031	S369	8/15/2000		0 - 15	120 *U*	290 *U*	57 *U*	1,500 *U*	57 *U*	290 *U*	57 *U*
ONON2A	SF0032	S369	8/15/2000		15 - 30	120 *U*	300 *U*	59 *U*	1,500 *U*	59 *U*	300 *U*	59 *U*
ONON2A	SF0033	S370	8/17/2000		0 - 2	110 *UJ*	280 *UJ*	55 *UJ*	1,400 *UJ*	55 *UJ*	280 *UJ*	55 *UJ*
ONON2A	SF0034	S370	8/17/2000		2 - 15	100 *UJ*	260 *UJ*	51 *UJ*	1,300 *UJ*	51 *UJ*	260 *UJ*	51 *UJ*
ONON2A	SF0035	S370	8/17/2000		15 - 30	110 *UJ*	290 *UJ*	55 *UJ*	1,400 *UJ*	55 *UJ*	290 *UJ*	55 *UJ*
ONON2A	SF0050	S372	8/11/2000		0 - 15	120 *U*	290 *U*	57 *UJ*	1,500 *U*	57 *U*	290 *U*	57 *UJ*
ONON2A	SF0039	S372	8/17/2000	D1	15 - 30	110 *UJ*	280 *UJ*	55 *UJ*	1,400 *UJ*	55 *UJ*	280 *UJ*	55 *UJ*
ONON2A	SF0165	S372	8/17/2000	D2	15 - 30	110 *UJ*	280 *UJ*	54 *UJ*	1,400 *UJ*	54 *UJ*	280 *UJ*	54 *UJ*

Table A-2C. (cont.)

Survey	Sample Number	Survey Station	Date	Duplicates	Depth (cm)	4-Chloro-phenyl-phenyl ether (µg/kg)	4-Methyl-phenol (µg/kg)	4-Nitro-aniline (µg/kg)	4-Nitro-phenol (µg/kg)	Acenaph-thene (µg/kg)	Acenaph-thylene (µg/kg)	Anthracene (µg/kg)	Benz(a)ant hracene (µg/kg)	Benzo(a) pyrene (µg/kg)
ONON2A	SF0005	S357	8/16/2000		15 - 30	57 *UJ*	57 *UJ*	1,500 *UJ*	1,500 *UJ*	57 *UJ*	57 *UJ*	57 *UJ*	57 *UJ*	57 *UJ*
ONON2A	SF0008	S359	8/16/2000		0 - 15	49 *UJ*	49 *UJ*	1,300 *UJ*	1,300 *UJ*	49 *UJ*	49 *UJ*	93 *J*	230 *J*	200 *J*
ONON2A	SF0009	S359	8/16/2000		15 - 30	48 *U*	77	1,200 *U*	1,200 *U*	48 *U*	48 *U*	92	230	230
ONON2A	SF0010	S360	8/16/2000	D1	0 - 2	59 *UJ*	59 *UJ*	1,500 *UJ*	1,500 *UJ*	59 *UJ*	59 *UJ*	59 *UJ*	110 *J*	130 *J*
ONON2A	SF0066	S360	8/16/2000	D2	0 - 2	58 *UJ*	58 *UJ*	1,500 *UJ*	1,500 *UJ*	58 *UJ*	58 *UJ*	58 *UJ*	110 *J*	120 *J*
ONON2A	SF0012	S360	8/16/2000	D1	15 - 30	56 *U*	2,100 *J*	1,400 *U*	1,400 *UJ*	56 *U*	56 *U*	56 *U*	56 *U*	56 *U*
ONON2A	SF0169	S360	8/16/2000	D2	15 - 30	56 *UJ*	1,600 *J*	1,400 *UJ*	1,400 *UJ*	56 *UJ*	56 *UJ*	56 *UJ*	56 *UJ*	56 *UJ*
ONON2A	SF0011	S360	8/16/2000	D1	2 - 15	61 *U*	1,000	1,600 *U*	1,600 *U*	61 *U*	61 *U*	61 *U*	78	95
ONON2A	SF0164	S360	8/16/2000	D2	2 - 15	58 *UJ*	1,100 *J*	1,500 *UJ*	1,500 *UJ*	58 *UJ*	58 *UJ*	58 *UJ*	58 *UJ*	58 *UJ*
ONON2A	SF0013	S361	8/15/2000	D1	0 - 15	56 *U*	56 *U*	1,400 *U*	1,400 *U*	56 *U*	56 *U*	56 *U*	56 *U*	56 *U*
ONON2A	SF0163	S361	8/15/2000	D2	0 - 15	56 *U*	56 *U*	1,400 *U*	1,400 *U*	56 *U*	56 *U*	56 *U*	59	56 *U*
ONON2A	SF0014	S361	8/15/2000		15 - 30	74 *UJ*	74 *UJ*	2,000 *UJ*	2,000 *UJ*	74 *UJ*	74 *UJ*	74 *UJ*	74 *UJ*	74 *UJ*
ONON2A	SF0015	S362	8/15/2000		0 - 15	53 *U*	53 *U*	1,400 *U*	1,400 *U*	53 *U*	53 *U*	53 *U*	53 *U*	53 *U*
ONON2A	SF0016	S362	8/15/2000		15 - 30	58 *U*	610 *J*	1,500 *U*	1,500 *UJ*	58 *U*	58 *U*	58 *U*	58 *U*	58 *U*
ONON2A	SF0017	S363	8/15/2000		0 - 2	51 *UJ*	51 *UJ*	1,300 *UJ*	1,300 *UJ*	51 *UJ*	51 *UJ*	51 *UJ*	51 *UJ*	51 *UJ*
ONON2A	SF0019	S363	8/15/2000		15 - 30	300 *U*	300	7,600 *U*	7,600 *U*	300 *U*	300 *U*	300 *U*	300 *U*	300 *U*
ONON2A	SF0018	S363	8/15/2000	D1	2 - 15	680 *U*	680 *U*	18,000 *U*	18,000 *U*	680 *U*	680 *U*	680 *U*	680 *U*	680 *U*
ONON2A	SF0175	S363	8/15/2000	D2	2 - 15	68 *U*	68 *U*	1,700 *U*	1,700 *U*	68 *U*	68 *U*	68 *U*	68 *U*	68 *U*
ONON2A	SF0031	S369	8/15/2000		0 - 15	57 *U*	57 *U*	1,500 *U*	1,500 *U*	57 *U*	57 *U*	57 *U*	57 *U*	57 *U*
ONON2A	SF0032	S369	8/15/2000		15 - 30	59 *U*	59 *U*	1,500 *U*	1,500 *U*	59 *U*	59 *U*	59 *U*	59 *U*	59 *U*
ONON2A	SF0033	S370	8/17/2000		0 - 2	55 *UJ*	55 *UJ*	1,400 *UJ*	1,400 *UJ*	55 *UJ*	55 *UJ*	55 *UJ*	55 *UJ*	58 *J*
ONON2A	SF0034	S370	8/17/2000		2 - 15	51 *UJ*	51 *UJ*	1,300 *UJ*	1,300 *UJ*	51 *UJ*	51 *UJ*	51 *UJ*	51 *UJ*	51 *UJ*
ONON2A	SF0035	S370	8/17/2000		15 - 30	55 *UJ*	55 *UJ*	1,400 *UJ*	1,400 *UJ*	55 *UJ*	55 *UJ*	55 *UJ*	55 *UJ*	55 *UJ*
ONON2A	SF0050	S372	8/11/2000		0 - 15	57 *U*	57 *U*	1,500 *U*	1,500 *U*	57 *U*	57 *U*	57 *U*	57 *U*	57 *U*
ONON2A	SF0039	S372	8/17/2000	D1	15 - 30	55 *UJ*	55 *UJ*	1,400 *UJ*	1,400 *UJ*	55 *UJ*	55 *UJ*	55 *UJ*	55 *UJ*	55 *UJ*
ONON2A	SF0165	S372	8/17/2000	D2	15 - 30	54 *UJ*	54 *UJ*	1,400 *UJ*	1,400 *UJ*	54 *UJ*	54 *UJ*	54 *UJ*	54 *UJ*	54 *UJ*

Table A-2C. (cont.)

Survey	Sample Number	Survey Station	Date	Duplicates	Depth (cm)	Benzo(b) fluoranthene (µg/kg)	Benzo(g,h,i) perylene (µg/kg)	Benzo(k) fluoranthene (µg/kg)	Benzyl Alcohol (µg/kg)	Bis(2-chloroethoxy) methane (µg/kg)	Bis(2-chloroethyl) ether (µg/kg)	Bis(2-ethyl hexyl) phthalate (µg/kg)	Butylbenzyl phthalate (µg/kg)
ONON2A	SF0005	S357	8/16/2000		15 - 30	57 *UJ*	57 *UJ*	57 *UJ*	290 *UJ*	57 *UJ*	57 *UJ*	57 *UJ*	57 *UJ*
ONON2A	SF0008	S359	8/16/2000		0 - 15	170 *J*	110 *J*	170 *J*	250 *UJ*	49 *UJ*	49 *UJ*	49 *UJ*	49 *UJ*
ONON2A	SF0009	S359	8/16/2000		15 - 30	200	150	200	250 *U*	48 *U*	48 *U*	77 *U*	48 *U*
ONON2A	SF0010	S360	8/16/2000	D1	0 - 2	120 *J*	85 *J*	120 *J*	300 *UJ*	59 *UJ*	59 *UJ*	120 *UJ*	59 *UJ*
ONON2A	SF0066	S360	8/16/2000	D2	0 - 2	120 *J*	89 *J*	110 *J*	300 *UJ*	58 *UJ*	58 *UJ*	100 *UJ*	58 *UJ*
ONON2A	SF0012	S360	8/16/2000	D1	15 - 30	56 *U*	56 *U*	56 *U*	290 *UJ*	56 *U*	56 *U*	56 *U*	56 *U*
ONON2A	SF0169	S360	8/16/2000	D2	15 - 30	56 *UJ*	56 *UJ*	56 *UJ*	290 *UJ*	56 *UJ*	56 *UJ*	56 *UJ*	56 *UJ*
ONON2A	SF0011	S360	8/16/2000	D1	2 - 15	89	66	93	310 *U*	61 *U*	61 *U*	100 *U*	61 *U*
ONON2A	SF0164	S360	8/16/2000	D2	2 - 15	58 *UJ*	58 *UJ*	58 *UJ*	300 *UJ*	58 *UJ*	58 *UJ*	110 *UJ*	58 *UJ*
ONON2A	SF0013	S361	8/15/2000	D1	0 - 15	56 *U*	56 *U*	56 *U*	290 *U*	56 *U*	56 *U*	56 *U*	56 *U*
ONON2A	SF0163	S361	8/15/2000	D2	0 - 15	56 *U*	56 *U*	56 *U*	290 *U*	56 *U*	56 *U*	56 *U*	56 *U*
ONON2A	SF0014	S361	8/15/2000		15 - 30	74 *UJ*	74 *UJ*	74 *UJ*	380 *UJ*	74 *UJ*	74 *UJ*	74 *UJ*	74 *UJ*
ONON2A	SF0015	S362	8/15/2000		0 - 15	53 *U*	53 *U*	53 *U*	270 *U*	53 *U*	53 *U*	53 *U*	53 *U*
ONON2A	SF0016	S362	8/15/2000		15 - 30	58 *U*	58 *U*	58 *U*	300 *UJ*	58 *U*	58 *U*	58 *U*	58 *U*
ONON2A	SF0017	S363	8/15/2000		0 - 2	51 *UJ*	51 *UJ*	51 *UJ*	260 *UJ*	51 *UJ*	51 *UJ*	74 *UJ*	51 *UJ*
ONON2A	SF0019	S363	8/15/2000		15 - 30	300 *U*	300 *U*	300 *U*	1,500 *U*	300 *U*	300 *U*	300 *U*	300 *U*
ONON2A	SF0018	S363	8/15/2000	D1	2 - 15	680 *U*	680 *U*	680 *U*	3,500 *U*	680 *U*	680 *U*	680 *U*	680 *U*
ONON2A	SF0175	S363	8/15/2000	D2	2 - 15	68 *U*	68 *U*	68 *U*	350 *U*	68 *U*	68 *U*	68 *U*	68 *U*
ONON2A	SF0031	S369	8/15/2000		0 - 15	57 *U*	57 *U*	57 *U*	290 *U*	57 *U*	57 *U*	57 *U*	57 *U*
ONON2A	SF0032	S369	8/15/2000		15 - 30	59 *U*	59 *U*	59 *U*	300 *U*	59 *U*	59 *U*	59 *U*	59 *U*
ONON2A	SF0033	S370	8/17/2000		0 - 2	55 *UJ*	55 *UJ*	55 *UJ*	280 *UJ*	55 *UJ*	55 *UJ*	62 *J*	55 *UJ*
ONON2A	SF0034	S370	8/17/2000		2 - 15	51 *UJ*	51 *UJ*	51 *UJ*	260 *UJ*	51 *UJ*	51 *UJ*	55 *J*	51 *UJ*
ONON2A	SF0035	S370	8/17/2000		15 - 30	55 *UJ*	55 *UJ*	55 *UJ*	290 *UJ*	55 *UJ*	55 *UJ*	57 *J*	55 *UJ*
ONON2A	SF0050	S372	8/11/2000		0 - 15	57 *U*	57 *U*	57 *U*	290 *U*	57 *U*	57 *U*	100	57 *U*
ONON2A	SF0039	S372	8/17/2000	D1	15 - 30	55 *UJ*	55 *UJ*	55 *UJ*	280 *UJ*	55 *UJ*	55 *UJ*	55 *UJ*	55 *UJ*
ONON2A	SF0165	S372	8/17/2000	D2	15 - 30	54 *UJ*	54 *UJ*	54 *UJ*	280 *UJ*	54 *UJ*	54 *UJ*	64 *J*	54 *UJ*

Table A-2C. (cont.)

Survey	Sample Number	Survey Station	Date	Duplicates	Depth (cm)	Carbazole (µg/kg)	Chrysene (µg/kg)	Dibenz(a,h) anthracene (µg/kg)	Dibenzofuran (µg/kg)	Diethyl phthalate (µg/kg)	Dimethyl phthalate (µg/kg)	Di-n-butyl phthalate (µg/kg)	Di-n-octyl phthalate (µg/kg)
ONON2A	SF0005	S357	8/16/2000		15 - 30	57 *UJ*	57 *UJ*	57 *UJ*	57 *UJ*	57 *UJ*	57 *UJ*	57 *UJ*	57 *UJ*
ONON2A	SF0008	S359	8/16/2000		0 - 15	56 *J*	270 *J*	49 *UJ*	49 *UJ*	49 *UJ*	49 *UJ*	49 *UJ*	49 *UJ*
ONON2A	SF0009	S359	8/16/2000		15 - 30	48 *U*	250	53	48 *U*	48 *U*	48 *U*	48 *U*	48 *U*
ONON2A	SF0010	S360	8/16/2000	D1	0 - 2	59 *UJ*	150 *J*	59 *UJ*	59 *UJ*	59 *UJ*	59 *UJ*	59 *UJ*	59 *UJ*
ONON2A	SF0066	S360	8/16/2000	D2	0 - 2	58 *UJ*	140 *J*	58 *UJ*	58 *UJ*	58 *UJ*	58 *UJ*	58 *UJ*	58 *UJ*
ONON2A	SF0012	S360	8/16/2000	D1	15 - 30	56 *U*	56 *U*	56 *U*	56 *U*	56 *U*	56 *U*	56 *U*	56 *U*
ONON2A	SF0169	S360	8/16/2000	D2	15 - 30	56 *UJ*	56 *UJ*	56 *UJ*	56 *UJ*	56 *UJ*	56 *UJ*	56 *UJ*	56 *UJ*
ONON2A	SF0011	S360	8/16/2000	D1	2 - 15	61 *U*	110	61 *U*	61 *U*	61 *U*	61 *U*	61 *U*	61 *U*
ONON2A	SF0164	S360	8/16/2000	D2	2 - 15	58 *UJ*	60 *J*	58 *UJ*	58 *UJ*	58 *UJ*	58 *UJ*	58 *UJ*	58 *UJ*
ONON2A	SF0013	S361	8/15/2000	D1	0 - 15	56 *U*	56 *U*	56 *U*	56 *U*	56 *U*	56 *U*	56 *U*	56 *U*
ONON2A	SF0163	S361	8/15/2000	D2	0 - 15	56 *U*	63	56 *U*	56 *U*	56 *U*	56 *U*	56 *U*	56 *U*
ONON2A	SF0014	S361	8/15/2000		15 - 30	74 *UJ*	74 *UJ*	74 *UJ*	74 *UJ*	74 *UJ*	74 *UJ*	74 *UJ*	74 *UJ*
ONON2A	SF0015	S362	8/15/2000		0 - 15	53 *U*	53 *U*	53 *U*	53 *U*	53 *U*	53 *U*	53 *U*	53 *U*
ONON2A	SF0016	S362	8/15/2000		15 - 30	58 *U*	58 *U*	58 *U*	58 *U*	58 *U*	58 *U*	58 *U*	58 *U*
ONON2A	SF0017	S363	8/15/2000		0 - 2	51 *UJ*	51 *UJ*	51 *UJ*	51 *UJ*	51 *UJ*	51 *UJ*	51 *UJ*	51 *UJ*
ONON2A	SF0019	S363	8/15/2000		15 - 30	300 *U*	300 *U*	300 *U*	300 *U*	300 *U*	300 *U*	300 *U*	300 *U*
ONON2A	SF0018	S363	8/15/2000	D1	2 - 15	680 *U*	680 *U*	680 *U*	680 *U*	680 *U*	680 *U*	680 *U*	680 *U*
ONON2A	SF0175	S363	8/15/2000	D2	2 - 15	68 *U*	68 *U*	68 *U*	68 *U*	68 *U*	68 *U*	68 *U*	68 *U*
ONON2A	SF0031	S369	8/15/2000		0 - 15	57 *U*	57 *U*	57 *U*	57 *U*	57 *U*	57 *U*	74 *U*	57 *U*
ONON2A	SF0032	S369	8/15/2000		15 - 30	59 *U*	59 *U*	59 *U*	59 *U*	59 *U*	59 *U*	59 *U*	59 *U*
ONON2A	SF0033	S370	8/17/2000		0 - 2	55 *UJ*	55 *UJ*	55 *UJ*	55 *UJ*	55 *UJ*	55 *UJ*	55 *UJ*	55 *UJ*
ONON2A	SF0034	S370	8/17/2000		2 - 15	51 *UJ*	51 *UJ*	51 *UJ*	51 *UJ*	51 *UJ*	51 *UJ*	51 *UJ*	51 *UJ*
ONON2A	SF0035	S370	8/17/2000		15 - 30	55 *UJ*	55 *UJ*	55 *UJ*	55 *UJ*	55 *UJ*	55 *UJ*	55 *UJ*	55 *UJ*
ONON2A	SF0050	S372	8/11/2000		0 - 15	57 *U*	57 *U*	57 *U*	57 *U*	57 *U*	57 *U*	57 *U*	57 *U*
ONON2A	SF0039	S372	8/17/2000	D1	15 - 30	55 *UJ*	55 *UJ*	55 *UJ*	55 *UJ*	55 *UJ*	55 *UJ*	55 *UJ*	55 *UJ*
ONON2A	SF0165	S372	8/17/2000	D2	15 - 30	54 *UJ*	54 *UJ*	54 *UJ*	54 *UJ*	54 *UJ*	54 *UJ*	54 *UJ*	54 *UJ*

Table A-2C. (cont.)

Survey	Sample Number	Survey Station	Date	Duplicates	Depth (cm)	Fluoranthene (µg/kg)	Fluorene (µg/kg)	Hexachlorobenzene (GC/ECD) (µg/kg)	Hexachlorobenzene (GC/MS) (µg/kg)	Final HCB Value (µg/kg)
ONON2A	SF0005	S357	8/16/2000		15 - 30	57 *UJ*	57 *UJ*	1.09 *UJ*	57 *UJ*	1.09 *UJ*
ONON2A	SF0008	S359	8/16/2000		0 - 15	610 *J*	49 *UJ*	10 *J*	49 *UJ*	10 *J*
ONON2A	SF0009	S359	8/16/2000		15 - 30	510	48 *U*	8.42 *J*	48 *U*	8.42 *J*
ONON2A	SF0010	S360	8/16/2000	D1	0 - 2	260 *J*	59 *UJ*	247 *J*	59 *UJ*	153 [1]
ONON2A	SF0066	S360	8/16/2000	D2	0 - 2	250 *J*	58 *UJ*	16.6 *J*	58 *UJ*	16.6 *J*
ONON2A	SF0012	S360	8/16/2000	D1	15 - 30	80	56 *U*	1.08 *UJ*	56 *U*	1.08 *UJ*
ONON2A	SF0169	S360	8/16/2000	D2	15 - 30	56 *UJ*	56 *UJ*	1.07 *UJ*	56 *UJ*	1.07 *UJ*
ONON2A	SF0011	S360	8/16/2000	D1	2 - 15	190	61 *U*	64.2 *J*	61 *U*	62.6 [1]
ONON2A	SF0164	S360	8/16/2000	D2	2 - 15	100 *J*	58 *UJ*	3.52 *J*	58 *UJ*	3.52 *J*
ONON2A	SF0013	S361	8/15/2000	D1	0 - 15	56 *U*	56 *U*	1.09 *UJ*	56 *U*	1.09 *UJ*
ONON2A	SF0163	S361	8/15/2000	D2	0 - 15	90	56 *U*	1.04 *U*	56 *U*	1.04 *U*
ONON2A	SF0014	S361	8/15/2000		15 - 30	74 *UJ*	74 *UJ*	1.02 *UJ*	74 *UJ*	1.02 *UJ*
ONON2A	SF0015	S362	8/15/2000		0 - 15	53 *U*	53 *U*	1.07 *UJ*	53 *U*	1.07 *UJ*
ONON2A	SF0016	S362	8/15/2000		15 - 30	58 *U*	58 *U*	1.05 *UJ*	58 *U*	1.05 *UJ*
ONON2A	SF0017	S363	8/15/2000		0 - 2	51 *UJ*	51 *UJ*	4.33	51 *UJ*	4.33 *J*
ONON2A	SF0019	S363	8/15/2000		15 - 30	300 *U*	300 *U*	1.08 *UJ*	300 *U*	1.08 *UJ*
ONON2A	SF0018	S363	8/15/2000	D1	2 - 15	680 *U*	680 *U*	1.08 *UJ*	680 *U*	1.08 *UJ*
ONON2A	SF0175	S363	8/15/2000	D2	2 - 15	93	68 *U*	1.08 *U*	68 *U*	1.08 *U*
ONON2A	SF0031	S369	8/15/2000		0 - 15	57 *U*	57 *U*	1.07 *U*	57 *U*	1.07 *U*
ONON2A	SF0032	S369	8/15/2000		15 - 30	59 *U*	59 *U*	1.07 *U*	59 *U*	1.07 *U*
ONON2A	SF0033	S370	8/17/2000		0 - 2	72 *J*	55 *UJ*	*R*	55 *UJ*	55 *UJ*
ONON2A	SF0034	S370	8/17/2000		2 - 15	73 *J*	51 *UJ*	1.1 *UJ*	51 *UJ*	1.1 *UJ*
ONON2A	SF0035	S370	8/17/2000		15 - 30	55 *UJ*	55 *UJ*	*R*	55 *UJ*	55 *UJ*
ONON2A	SF0050	S372	8/11/2000		0 - 15	57 *U*	57 *U*	1.06 *UJ*	57 *U*	1.06 *UJ*
ONON2A	SF0039	S372	8/17/2000	D1	15 - 30	55 *UJ*	55 *UJ*	*R*	55 *UJ*	55 *UJ*
ONON2A	SF0165	S372	8/17/2000	D2	15 - 30	54 *UJ*	54 *UJ*	*R*	54 *UJ*	54 *UJ*

Table A-2C. (cont.)

Survey	Sample Number	Survey Station	Date	Duplicates	Depth (cm)	Hexachloro butadiene (µg/kg)	Hexachloro-cyclopentadiene (µg/kg)	Hexachloro-ethane (µg/kg)	Indeno(1,2,3-cd) pyrene (µg/kg)	Isophorone (µg/kg)	Naphthalene (µg/kg)	Nitrobenzene (µg/kg)
ONON2A	SF0005	S357	8/16/2000		15 - 30	57 *UJ*	290 *UJ*	57 *UJ*	57 *UJ*	57 *UJ*	57 *UJ*	57 *UJ*
ONON2A	SF0008	S359	8/16/2000		0 - 15	49 *UJ*	250 *UJ*	49 *UJ*	100 *J*	49 *UJ*	49 *UJ*	49 *UJ*
ONON2A	SF0009	S359	8/16/2000		15 - 30	48 *U*	250 *U*	48 *U*	140	48 *U*	48 *U*	48 *U*
ONON2A	SF0010	S360	8/16/2000	D1	0 - 2	59 *UJ*	300 *UJ*	59 *UJ*	80 *J*	59 *UJ*	59 *UJ*	59 *UJ*
ONON2A	SF0066	S360	8/16/2000	D2	0 - 2	58 *UJ*	300 *UJ*	58 *UJ*	82 *J*	58 *UJ*	58 *UJ*	58 *UJ*
ONON2A	SF0012	S360	8/16/2000	D1	15 - 30	56 *U*	290 *U*	56 *U*	56 *U*	56 *U*	56 *U*	56 *U*
ONON2A	SF0169	S360	8/16/2000	D2	15 - 30	56 *UJ*	290 *UJ*	56 *UJ*	56 *UJ*	56 *UJ*	56 *UJ*	56 *UJ*
ONON2A	SF0011	S360	8/16/2000	D1	2 - 15	61 *U*	310 *U*	61 *U*	61 *U*	61 *U*	61 *U*	61 *U*
ONON2A	SF0164	S360	8/16/2000	D2	2 - 15	58 *UJ*	300 *UJ*	58 *UJ*	58 *UJ*	58 *UJ*	58 *UJ*	58 *UJ*
ONON2A	SF0013	S361	8/15/2000	D1	0 - 15	56 *U*	290 *UJ*	56 *U*	56 *U*	56 *U*	56 *U*	56 *U*
ONON2A	SF0163	S361	8/15/2000	D2	0 - 15	56 *U*	290 *U*	56 *U*	56 *U*	56 *U*	56 *U*	56 *U*
ONON2A	SF0014	S361	8/15/2000		15 - 30	74 *UJ*	380 *UJ*	74 *UJ*	74 *UJ*	74 *UJ*	74 *UJ*	74 *UJ*
ONON2A	SF0015	S362	8/15/2000		0 - 15	53 *U*	270 *UJ*	53 *U*	53 *U*	53 *U*	53 *U*	53 *U*
ONON2A	SF0016	S362	8/15/2000		15 - 30	58 *U*	300 *UJ*	58 *U*	58 *U*	58 *U*	58 *U*	58 *U*
ONON2A	SF0017	S363	8/15/2000		0 - 2	51 *UJ*	260 *UJ*	51 *UJ*	51 *UJ*	51 *UJ*	3,100 *J*	51 *UJ*
ONON2A	SF0019	S363	8/15/2000		15 - 30	300 *U*	1,500 *UJ*	300 *U*	300 *U*	300 *U*	14,000	300 *U*
ONON2A	SF0018	S363	8/15/2000	D1	2 - 15	680 *U*	3,500 *U*	680 *U*	680 *U*	680 *U*	22,000	680 *U*
ONON2A	SF0175	S363	8/15/2000	D2	2 - 15	68 *U*	350 *U*	68 *U*	68 *U*	68 *U*	68 *U*	68 *U*
ONON2A	SF0031	S369	8/15/2000		0 - 15	57 *U*	290 *U*	57 *U*	57 *U*	57 *U*	57 *U*	57 *U*
ONON2A	SF0032	S369	8/15/2000		15 - 30	59 *U*	300 *U*	59 *U*	59 *U*	59 *U*	59 *U*	59 *U*
ONON2A	SF0033	S370	8/17/2000		0 - 2	55 *UJ*	280 *UJ*	55 *UJ*	55 *UJ*	55 *UJ*	55 *UJ*	55 *UJ*
ONON2A	SF0034	S370	8/17/2000		2 - 15	51 *UJ*	260 *UJ*	51 *UJ*	51 *UJ*	51 *UJ*	51 *UJ*	51 *UJ*
ONON2A	SF0035	S370	8/17/2000		15 - 30	55 *UJ*	290 *UJ*	55 *UJ*	55 *UJ*	55 *UJ*	55 *UJ*	55 *UJ*
ONON2A	SF0050	S372	8/11/2000		0 - 15	57 *U*	290 *U*	57 *U*	57 *U*	57 *U*	57 *U*	57 *U*
ONON2A	SF0039	S372	8/17/2000	D1	15 - 30	55 *UJ*	280 *UJ*	55 *UJ*	55 *UJ*	55 *UJ*	55 *UJ*	55 *UJ*
ONON2A	SF0165	S372	8/17/2000	D2	15 - 30	54 *UJ*	280 *UJ*	54 *UJ*	54 *UJ*	54 *UJ*	54 *UJ*	54 *UJ*

Table A-2C. (cont.)

Survey	Sample Number	Survey Station	Date	Duplicates	Depth (cm)	N-Nitroso dimethylamine (µg/kg)	N-nitroso-di-n-propylamine (µg/kg)	N-Nitroso diphenylamine (µg/kg)	Pentachloro-benzene (µg/kg)	Pentachloro-phenol (µg/kg)	Phenanthrene (µg/kg)	Phenol (µg/kg)	Pyrene (µg/kg)
ONON2A	SF0005	S357	8/16/2000		15 - 30	290 *UJ*	57 *UJ*	57 *UJ*		1,500 *UJ*	57 *UJ*	57 *UJ*	57 *UJ*
ONON2A	SF0008	S359	8/16/2000		0 - 15	250 *UJ*	49 *UJ*	49 *UJ*		1,300 *UJ*	450 *J*	49 *UJ*	480 *J*
ONON2A	SF0009	S359	8/16/2000		15 - 30	250 *U*	48 *U*	48 *U*		1,200 *U*	320	48 *U*	390
ONON2A	SF0010	S360	8/16/2000	D1	0 - 2	300 *UJ*	59 *UJ*	59 *UJ*		1,500 *UJ*	110 *J*	59 *UJ*	200 *J*
ONON2A	SF0066	S360	8/16/2000	D2	0 - 2	300 *UJ*	58 *UJ*	58 *UJ*		1,500 *UJ*	93 *J*	58 *UJ*	200 *J*
ONON2A	SF0012	S360	8/16/2000	D1	15 - 30	290 *U*	56 *U*	56 *U*		1,400 *UJ*	56 *U*	1100 *J*	73
ONON2A	SF0169	S360	8/16/2000	D2	15 - 30	290 *UJ*	56 *UJ*	56 *UJ*		1,400 *UJ*	56 *UJ*	890 *J*	56 *UJ*
ONON2A	SF0011	S360	8/16/2000	D1	2 - 15	310 *U*	61 *U*	61 *U*		1,600 *U*	61 *U*	540	150
ONON2A	SF0164	S360	8/16/2000	D2	2 - 15	300 *UJ*	58 *UJ*	58 *UJ*		1,500 *UJ*	58 *UJ*	630 *J*	87 *J*
ONON2A	SF0013	S361	8/15/2000	D1	0 - 15	290 *U*	56 *U*	56 *U*		1,400 *U*	56 *U*	56 *U*	56 *U*
ONON2A	SF0163	S361	8/15/2000	D2	0 - 15	290 *U*	56 *U*	56 *U*		1,400 *U*	56 *U*	56 *U*	100
ONON2A	SF0014	S361	8/15/2000		15 - 30	380 *UJ*	74 *UJ*	74 *UJ*		2,000 *UJ*	74 *UJ*	74 *UJ*	74 *UJ*
ONON2A	SF0015	S362	8/15/2000		0 - 15	270 *U*	53 *U*	53 *U*		1,400 *U*	53 *U*	53 *U*	53 *U*
ONON2A	SF0016	S362	8/15/2000		15 - 30	300 *U*	58 *U*	58 *U*		1,500 *UJ*	58 *U*	390 *J*	58 *U*
ONON2A	SF0017	S363	8/15/2000		0 - 2	260 *UJ*	51 *UJ*	51 *UJ*		1,300 *UJ*	51 *UJ*	510 *J*	51 *UJ*
ONON2A	SF0019	S363	8/15/2000		15 - 30	1,500 *U*	300 *U*	300 *U*		7,600 *U*	300 *U*	470	300 *U*
ONON2A	SF0018	S363	8/15/2000	D1	2 - 15	3,500 *U*	680 *U*	680 *U*		18,000 *U*	680 *U*	680 *U*	680 *U*
ONON2A	SF0175	S363	8/15/2000	D2	2 - 15	350 *U*	68 *U*	68 *U*		1,700 *U*	68 *U*	68 *U*	110
ONON2A	SF0031	S369	8/15/2000		0 - 15	290 *U*	57 *U*	57 *U*		1,500 *U*	57 *U*	57 *U*	57 *U*
ONON2A	SF0032	S369	8/15/2000		15 - 30	300 *U*	59 *U*	59 *U*		1,500 *U*	59 *U*	59 *U*	59 *U*
ONON2A	SF0033	S370	8/17/2000		0 - 2	280 *UJ*	55 *UJ*	55 *UJ*		1,400 *UJ*	55 *UJ*	55 *UJ*	64 *J*
ONON2A	SF0034	S370	8/17/2000		2 - 15	260 *UJ*	51 *UJ*	51 *UJ*		1,300 *UJ*	51 *UJ*	51 *UJ*	71 *J*
ONON2A	SF0035	S370	8/17/2000		15 - 30	290 *UJ*	55 *UJ*	55 *UJ*		1,400 *UJ*	55 *UJ*	55 *UJ*	55 *UJ*
ONON2A	SF0050	S372	8/11/2000		0 - 15	290 *U*	57 *U*	57 *U*		1,500 *U*	57 *U*	57 *U*	57 *U*
ONON2A	SF0039	S372	8/17/2000	D1	15 - 30	280 *UJ*	55 *UJ*	55 *UJ*		1,400 *UJ*	55 *UJ*	55 *UJ*	55 *UJ*
ONON2A	SF0165	S372	8/17/2000	D2	15 - 30	280 *UJ*	54 *UJ*	54 *UJ*		1,400 *UJ*	54 *UJ*	54 *UJ*	54 *UJ*

Notes:

[1]When HCB results for the two methods were inconsistent, the average was taken

[2] Dichlorobenzene and trichlorobenzene are calculated parameters

J - estimated

U - not detected at reported quantitation limit

R - rejected datum

Table A-2D. Northern Basin Nearshore Sediments – Pesticide Data

Survey	Sample Number	Survey Station	Date	Duplicates	Depth (cm)	4,4'-DDD (µg/kg)	4,4'-DDE (µg/kg)	4,4'-DDT (µg/kg)	Aldrin (µg/kg)	alpha-BHC (µg/kg)	beta-BHC (µg/kg)	delta-BHC (µg/kg)	gamma-BHC (Lindane) (µg/kg)	Dieldrin (µg/kg)	Endosulfan I (µg/kg)	Endosulfan II (µg/kg)
O-SEDCHM	S00020	S53	5/9/1992		0 - 30	9.1 *U*	9.1 *U*	9.1 *U*	4.7 *U*	4.7 *U*	4.7 *U*	4.7 *U*	4.7 *U*	9.1 *U*	4.7 *U*	9.1 *U*
O-SEDCHM	S00529	S53	7/27/1992		0 - 2	7.2 *U*	7.2 *U*	7.2 *U*	3.7 *U*	3.7 *U*	3.7 *U*	3.7 *U*	3.7 *U*	7.2 *U*	3.7 *U*	7.2 *U*
O-SEDCHM	S00067	S66	5/11/1992		0 - 30	5.4 *U*	5.4 *U*	5.4 *U*	2.8 *U*	2.8 *U*	2.8 *U*	2.8 *U*	2.8 *U*	5.4 *U*	2.8 *U*	5.4 *U*
O-SEDCHM	S00601	S66	8/10/1992		0 - 2	5.2 *U*	5.2 *U*	5.2 *U*	2.7 *U*	2.7 *U*	2.7 *U*	2.7 *U*	2.7 *U*	5.2 *U*	2.7 *U*	5.2 *U*
O-SEDCHM	S00023	S81	5/9/1992		0 - 30	6.2 *U*	6.2 *U*	6.2 *U*	3.2 *U*	3.2 *U*	3.2 *U*	3.2 *U*	3.2 *U*	6.2 *U*	3.2 *U*	6.2 *U*
O-SEDCHM	S00520	S81	7/24/1992		0 - 2	6.6 *U*	6.6 *U*	6.6 *U*	3.4 *U*	3.4 *U*	3.4 *U*	3.4 *U*	3.4 *U*	6.6 *U*	3.4 *U*	6.6 *U*
O-SEDCHM	S00032	S93	5/9/1992		0 - 30	5.9 *U*	5.9 *U*	5.9 *U*	3 *U*	3 *U*	3 *U*	3 *U*	3 *U*	5.9 *U*	3 *U*	5.9 *U*
O-SEDCHM	S00550	S93	7/31/1992		0 - 2	5.6 *U*	5.6 *U*	5.6 *U*	2.9 *U*	2.9 *U*	2.9 *U*	2.9 *U*	2.9 *U*	5.6 *U*	2.9 *U*	5.6 *U*
O-SEDCHM	S00059	S100	5/11/1992		0 - 30	6.9 *U*	6.9 *U*	6.9 *U*	3.5 *U*	3.5 *U*	3.5 *U*	3.5 *U*	3.5 *U*	6.9 *U*	3.5 *U*	6.9 *U*
O-SEDCHM	S00608	S100	8/11/1992		0 - 2	6.4 *U*	6.4 *U*	6.4 *U*	3.3 *U*	3.3 *U*	3.3 *U*	3.3 *U*	3.3 *U*	6.4 *U*	3.3 *U*	6.4 *U*
O-SEDCHM	S00029	S113	5/9/1992		0 - 30	5.6 *U*	5.6 *U*	5.6 *U*	2.9 *U*	2.9 *U*	2.9 *U*	2.9 *U*	2.9 *U*	5.6 *U*	2.9 *U*	5.6 *U*
O-SEDCHM	S00577	S113	8/5/1992		0 - 2	5.6 *U*	5.6 *U*	5.6 *U*	2.9 *U*	2.9 *U*	2.9 *U*	2.9 *U*	2.9 *U*	5.6 *U*	2.9 *U*	5.6 *U*
ONON2A	SF0052	S304	8/9/2000		0 - 15	1.06 *UJ*	1.06 *UJ*	1.48 *J*	1.06 *U*	1.06 *UJ*	1.06 *UJ*	*R*	1.06 *UJ*	1.27 *J*	1.06 *UJ*	1.06 *UJ*
ONON2A	SF0053	S304	8/9/2000		15 - 30	1 *UJ*	1 *UJ*	2.69 *J*	1 *U*	1 *UJ*	1 *UJ*	*R*	1 *UJ*	1 *U*	1 *UJ*	1 *UJ*
ONON2A	VC0212	S306	7/21/2000		0 - 15	1 *UJ*	1 *UJ*	1 *UJ*	1 *UJ*	1 *UJ*	1 *UJ*	1 *UJ*	1 *UJ*	1 *UJ*	1 *UJ*	1 *UJ*
ONON2A	VC0213	S306	7/21/2000		15 - 30	1 *UJ*	1 *UJ*	1 *UJ*	1 *UJ*	1 *UJ*	1 *UJ*	1 *UJ*	1 *UJ*	1 *UJ*	1 *UJ*	1 *UJ*
ONON2A	SF0001	S356	8/16/2000		0 - 15	*R*	1.06 *UJ*	*R*	1.06 *U*	1.06 *UJ*	1.06 *UJ*	*R*	*R*	1.06 *U*	1.06 *UJ*	*R*
ONON2A	SF0002	S356	8/16/2000		15 - 30	*R*	1.08 *UJ*	*R*	1.08 *U*	1.08 *UJ*	1.08 *UJ*	*R*	*R*	1.08 *U*	1.08 *UJ*	*R*
ONON2A	SF0003	S357	8/16/2000		0 - 2	*R*	1.06 *UJ*	*R*	1.06 *U*	1.06 *UJ*	1.06 *UJ*	*R*	*R*	1.06 *U*	1.06 *UJ*	*R*
ONON2A	SF0004	S357	8/16/2000		2 - 15	*R*	1.05 *UJ*	*R*	1.05 *U*	1.05 *UJ*	1.05 *UJ*	*R*	*R*	1.05 *U*	1.05 *UJ*	*R*
ONON2A	SF0005	S357	8/16/2000		15 - 30	*R*	1.09 *UJ*	*R*	1.09 *UJ*	1.09 *UJ*	1.09 *UJ*	*R*	*R*	1.09 *UJ*	1.09 *UJ*	*R*
ONON2A	SF0006	S358	8/16/2000		0 - 15	*R*	1.06 *UJ*	*R*	1.06 *UJ*	1.06 *UJ*	1.06 *UJ*	*R*	*R*	1.06 *UJ*	1.06 *UJ*	*R*
ONON2A	SF0007	S358	8/16/2000		15 - 30	*R*	1.61 *J*	*R*	1.04 *U*	1.04 *UJ*	1.04 *UJ*	*R*	*R*	1.04 *UJ*	1.04 *UJ*	*R*
ONON2A	SF0008	S359	8/16/2000		0 - 15	*R*	1.08 *UJ*	1.3 *J*	1.08 *UJ*	1.08 *UJ*	1.08 *UJ*	*R*	*R*	1.34 *J*	1.08 *UJ*	*R*
ONON2A	SF0009	S359	8/16/2000		15 - 30	*R*	*R*	30.6 *J*	1.06 *UJ*	1.06 *UJ*	1.06 *UJ*	*R*	*R*	24.3 *J*	1.06 *UJ*	*R*
ONON2A	SF0010	S360	8/16/2000	D1	0 - 2	*R*	*R*	6.59 *J*	1.1 *UJ*	1.1 *UJ*	1.1 *UJ*	*R*	*R*	4.85 *J*	1.1 *UJ*	*R*
ONON2A	SF0066	S360	8/16/2000	D2	0 - 2	*R*	1.06 *UJ*	1.71 *J*	1.06 *UJ*	1.06 *UJ*	1.06 *UJ*	*R*	*R*	1.06 *UJ*	1.06 *UJ*	*R*
ONON2A	SF0012	S360	8/16/2000	D1	15 - 30	*R*	1.08 *UJ*	*R*	1.08 *UJ*	1.08 *UJ*	1.08 *UJ*	*R*	*R*	1.08 *UJ*	1.08 *UJ*	*R*
ONON2A	SF0169	S360	8/16/2000	D2	15 - 30	*R*	1.07 *UJ*	*R*	1.07 *UJ*	1.07 *UJ*	1.07 *UJ*	*R*	*R*	1.07 *UJ*	1.07 *UJ*	*R*
ONON2A	SF0011	S360	8/16/2000	D1	2 - 15	*R*	1.09 *UJ*	1.62 *J*	1.09 *UJ*	1.09 *UJ*	1.09 *UJ*	*R*	*R*	1.09 *UJ*	1.09 *UJ*	*R*
ONON2A	SF0164	S360	8/16/2000	D2	2 - 15	*R*	1.08 *UJ*	*R*	1.08 *UJ*	1.08 *UJ*	1.08 *UJ*	*R*	*R*	1.08 *UJ*	1.08 *UJ*	*R*
ONON2A	SF0013	S361	8/15/2000	D1	0 - 15	*R*	1.09 *UJ*	1.09 *UJ*	1.09 *UJ*	1.09 *UJ*	1.09 *UJ*	*R*	1.09 *UJ*	1.09 *UJ*	1.09 *UJ*	*R*
ONON2A	SF0163	S361	8/15/2000	D2	0 - 15	1.04 *UJ*	1.04 *UJ*	1.04 *UJ*	1.04 *U*	1.04 *UJ*	1.04 *U*	*R*	1.04 *UJ*	1.04 *U*	1.04 *UJ*	*R*

Table A-2D. (cont.)

Survey	Sample Number	Survey Station	Date	Duplicates	Depth (cm)	Endosulfan sulfate (µg/kg)	Endrin aldehyde (µg/kg)	Endrin ketone (µg/kg)	Endrin (µg/kg)	Heptachlor epoxide (µg/kg)	Heptachlor (µg/kg)	Methoxychlor (µg/kg)	Toxaphene (µg/kg)	alpha (cis) - Chlordane (µg/kg)	gamma (trans)-Chlordane (µg/kg)	Total Chlordane[1] (µg/kg)
O-SEDCHM	S00020	S53	5/9/1992		0 - 30	9.1 *U*	9.1 *U*	9.1 *U*	9.1 *U*	4.7 *U*	4.7 *U*	47 *U*	470 *U*	4.7 *U*	4.7 *U*	4.7 *U*
O-SEDCHM	S00529	S53	7/27/1992		0 - 2	7.2 *U*	7.2 *U*	7.2 *U*	7.2 *U*	3.7 *U*	3.7 *U*	37 *U*	370 *U*	3.7 *U*	3.7 *U*	3.7 *U*
O-SEDCHM	S00067	S66	5/11/1992		0 - 30	5.4 *U*	5.4 *U*	5.4 *U*	5.4 *U*	2.8 *U*	2.8 *U*	28 *U*	280 *U*	2.8 *U*	2.8 *U*	2.8 *U*
O-SEDCHM	S00601	S66	8/10/1992		0 - 2	5.2 *U*	5.2 *U*	5.2 *U*	5.2 *U*	2.7 *U*	2.7 *U*	27 *U*	270 *U*	2.7 *U*	2.7 *U*	2.7 *U*
O-SEDCHM	S00023	S81	5/9/1992		0 - 30	6.2 *U*	6.2 *U*	6.2 *U*	6.2 *U*	3.2 *U*	3.2 *U*	32 *U*	320 *U*	3.2 *U*	3.2 *U*	3.2 *U*
O-SEDCHM	S00520	S81	7/24/1992		0 - 2	6.6 *U*	6.6 *U*	6.6 *U*	6.6 *U*	3.4 *U*	3.4 *U*	34 *U*	340 *U*	3.4 *U*	3.4 *U*	3.4 *U*
O-SEDCHM	S00032	S93	5/9/1992		0 - 30	5.9 *U*	5.9 *U*	5.9 *U*	5.9 *U*	3 *U*	3 *U*	30 *U*	300 *U*	3 *U*	3 *U*	3 *U*
O-SEDCHM	S00550	S93	7/31/1992		0 - 2	5.6 *U*	5.6 *U*	5.6 *U*	5.6 *U*	2.9 *U*	2.9 *U*	29 *U*	290 *U*	2.9 *U*	2.9 *U*	2.9 *U*
O-SEDCHM	S00059	S100	5/11/1992		0 - 30	6.9 *U*	6.9 *U*	6.9 *U*	6.9 *U*	3.5 *U*	3.5 *U*	35 *U*	350 *U*	3.5 *U*	3.5 *U*	3.5 *U*
O-SEDCHM	S00608	S100	8/11/1992		0 - 2	6.4 *U*	6.4 *U*	6.4 *U*	6.4 *U*	3.3 *U*	3.3 *U*	33 *U*	330 *U*	3.3 *U*	3.3 *U*	3.3 *U*
O-SEDCHM	S00029	S113	5/9/1992		0 - 30	5.6 *U*	5.6 *U*	5.6 *U*	5.6 *U*	2.9 *U*	2.9 *U*	29 *U*	290 *U*	2.9 *U*	2.9 *U*	2.9 *U*
O-SEDCHM	S00577	S113	8/5/1992		0 - 2	5.6 *U*	5.6 *U*	5.6 *U*	5.6 *U*	2.9 *U*	2.9 *U*	29 *U*	290 *U*	2.9 *U*	2.9 *U*	2.9 *U*
ONON2A	SF0052	S304	8/9/2000		0 - 15	1.06 *UJ*	1.06 *UJ*	1.06 *UJ*	1.1 *U*	1.06 *U*	1.06 *U*	1.06 *UJ*	106 *U*	1.06 *UJ*	1.06 *U*	1.06 *UJ*
ONON2A	SF0053	S304	8/9/2000		15 - 30	1 *UJ*	1 *UJ*	1 *UJ*	1 *U*	1 *U*	1 *U*	1 *UJ*	100 *U*	1 *UJ*	1 *U*	1 *UJ*
ONON2A	VC0212	S306	7/21/2000		0 - 15	1 *UJ*	1 *UJ*	1 *UJ*	*R*	1 *UJ*	1 *UJ*	1 *UJ*	100 *UJ*	1 *UJ*	1 *UJ*	1 *UJ*
ONON2A	VC0213	S306	7/21/2000		15 - 30	1.15 *J*	1 *UJ*	1 *UJ*	1 *UJ*	1 *UJ*	1 *UJ*	1 *UJ*	100 *UJ*	1 *UJ*	1 *UJ*	1 *UJ*
ONON2A	SF0001	S356	8/16/2000		0 - 15	*R*	3.35 *J*	1.06 *UJ*	1.1 *UJ*	1.06 *U*	1.06 *U*	1.06 *UJ*	106 *UJ*	1.06 *UJ*	1.06 *U*	1.06 *UJ*
ONON2A	SF0002	S356	8/16/2000		15 - 30	*R*	1.37 *J*	1.08 *UJ*	1.1 *UJ*	1.08 *U*	1.08 *U*	1.08 *UJ*	108 *UJ*	1.08 *UJ*	1.08 *U*	1.08 *UJ*
ONON2A	SF0003	S357	8/16/2000		0 - 2	*R*	1.53 *J*	1.06 *UJ*	1.1 *UJ*	*R*	1.06 *U*	1.06 *UJ*	106 *UJ*	1.06 *UJ*	1.06 *U*	1.06 *UJ*
ONON2A	SF0004	S357	8/16/2000		2 - 15	*R*	1.05 *UJ*	1.05 *UJ*	1.1 *UJ*	1.05 *U*	1.05 *U*	1.05 *UJ*	105 *UJ*	1.05 *UJ*	1.05 *U*	1.05 *UJ*
ONON2A	SF0005	S357	8/16/2000		15 - 30	*R*	1.09 *UJ*	1.09 *UJ*	1.1 *UJ*	1.09 *UJ*	1.09 *UJ*	1.09 *UJ*	109 *UJ*	1.09 *UJ*	1.09 *UJ*	1.09 *UJ*
ONON2A	SF0006	S358	8/16/2000		0 - 15	*R*	1.06 *UJ*	1.06 *UJ*	1.1 *UJ*	1.06 *UJ*	1.06 *UJ*	1.06 *UJ*	106 *UJ*	1.06 *UJ*	1.06 *UJ*	1.06 *UJ*
ONON2A	SF0007	S358	8/16/2000		15 - 30	*R*	1.04 *UJ*	1.04 *UJ*	1 *UJ*	1.04 *UJ*	1.04 *UJ*	1.04 *UJ*	104 *UJ*	1.04 *UJ*	1.04 *UJ*	1.04 *UJ*
ONON2A	SF0008	S359	8/16/2000		0 - 15	*R*	1.08 *UJ*	1.08 *UJ*	1.1 *UJ*	1.75 *J*	1.08 *UJ*	1.08 *UJ*	108 *UJ*	1.08 *UJ*	1.08 *UJ*	1.08 *UJ*
ONON2A	SF0009	S359	8/16/2000		15 - 30	*R*	1.06 *UJ*	1.06 *UJ*	1.1 *UJ*	*R*	1.06 *UJ*	1.06 *UJ*	106 *UJ*	1.06 *UJ*	*R*	1.06 *UJ*
ONON2A	SF0010	S360	8/16/2000	D1	0 - 2	*R*	1.1 *UJ*	1.1 *UJ*	1.1 *UJ*	2.91 *J*	1.1 *UJ*	1.1 *UJ*	110 *UJ*	1.1 *UJ*	1.1 *UJ*	1.1 *UJ*
ONON2A	SF0066	S360	8/16/2000	D2	0 - 2	*R*	1.06 *UJ*	1.06 *UJ*	1.1 *UJ*	1.69 *J*	1.06 *UJ*	1.06 *UJ*	106 *UJ*	1.06 *UJ*	1.06 *UJ*	1.06 *UJ*
ONON2A	SF0012	S360	8/16/2000	D1	15 - 30	*R*	1.08 *UJ*	1.08 *UJ*	1.1 *UJ*	1.08 *UJ*	1.08 *UJ*	1.08 *UJ*	108 *UJ*	1.08 *UJ*	1.08 *UJ*	1.08 *UJ*
ONON2A	SF0169	S360	8/16/2000	D2	15 - 30	*R*	1.07 *UJ*	1.07 *UJ*	1.1 *UJ*	1.07 *UJ*	1.07 *UJ*	1.07 *UJ*	107 *UJ*	1.07 *UJ*	1.07 *UJ*	1.07 *UJ*
ONON2A	SF0011	S360	8/16/2000	D1	2 - 15	*R*	1.09 *UJ*	1.09 *UJ*	1.1 *UJ*	1.09 *UJ*	1.09 *UJ*	1.09 *UJ*	109 *UJ*	1.09 *UJ*	1.09 *UJ*	1.09 *UJ*
ONON2A	SF0164	S360	8/16/2000	D2	2 - 15	*R*	1.08 *UJ*	1.08 *UJ*	1.1 *UJ*	1.08 *UJ*	1.08 *UJ*	1.08 *UJ*	108 *UJ*	1.08 *UJ*	1.08 *UJ*	1.08 *UJ*
ONON2A	SF0013	S361	8/15/2000	D1	0 - 15	*R*	1.09 *UJ*	1.09 *UJ*	1.1 *UJ*	1.09 *J*	1.09 *UJ*	1.09 *UJ*	109 *UJ*	1.09 *UJ*	1.09 *UJ*	1.09 *UJ*
ONON2A	SF0163	S361	8/15/2000	D2	0 - 15	*R*	1.04 *UJ*	1.04 *UJ*	1 *UJ*	1.04 *U*	1.04 *U*	1.04 *UJ*	104 *UJ*	1.04 *UJ*	1.04 *U*	1.04 *UJ*

Table A-2D. (cont.)

Survey	Sample Number	Survey Station	Date	Duplicates	Depth (cm)	4,4'-DDD (µg/kg)	4,4'-DDE (µg/kg)	4,4'-DDT (µg/kg)	Aldrin (µg/kg)	alpha-BHC (µg/kg)	beta-BHC (µg/kg)	delta-BHC (µg/kg)	gamma-BHC (Lindane) (µg/kg)	Dieldrin (µg/kg)	Endosulfan I (µg/kg)	Endosulfan II (µg/kg)
ONON2A	SF0014	S361	8/15/2000		15 - 30	*R*	1.02 *UJ*	1.02 *UJ*	1.02 *UJ*	1.02 *UJ*	1.02 *UJ*	*R*	1.02 *UJ*	1.02 *UJ*	1.02 *UJ*	*R*
ONON2A	SF0015	S362	8/15/2000		0 - 15	*R*	1.07 *UJ*	1.72 *J*	1.07 *UJ*	1.07 *UJ*	1.07 *UJ*	*R*	1.07 *UJ*	1.07 *UJ*	1.07 *UJ*	*R*
ONON2A	SF0016	S362	8/15/2000		15 - 30	*R*	1.05 *UJ*	1.05 *UJ*	1.05 *UJ*	1.05 *UJ*	1.05 *UJ*	*R*	1.05 *UJ*	1.05 *UJ*	1.05 *UJ*	*R*
ONON2A	SF0017	S363	8/15/2000		0 - 2	1.1 *UJ*	1.1 *UJ*	1.1 *UJ*	1.1 *U*	1.1 *UJ*	1.1 *U*	*R*	1.1 *UJ*	1.1 *U*	1.1 *UJ*	*R*
ONON2A	SF0019	S363	8/15/2000		15 - 30	*R*	1.08 *UJ*	1.08 *UJ*	1.08 *UJ*	1.08 *UJ*	1.08 *UJ*	*R*	1.08 *UJ*	1.08 *UJ*	1.08 *UJ*	*R*
ONON2A	SF0018	S363	8/15/2000	D1	2 - 15	*R*	1.08 *UJ*	1.21 *J*	1.08 *UJ*	1.08 *UJ*	1.08 *UJ*	*R*	1.08 *UJ*	1.08 *UJ*	1.08 *UJ*	*R*
ONON2A	SF0175	S363	8/15/2000	D2	2 - 15	1.08 *UJ*	1.08 *UJ*	1.42 *J*	1.08 *U*	1.08 *UJ*	1.08 *U*	*R*	1.08 *UJ*	1.08 *U*	1.08 *UJ*	*R*
ONON2A	SF0031	S369	8/15/2000		0 - 15	1.07 *UJ*	1.07 *UJ*	1.07 *UJ*	1.07 *U*	1.07 *UJ*	1.07 *U*	*R*	1.07 *UJ*	1.07 *U*	1.07 *UJ*	*R*
ONON2A	SF0032	S369	8/15/2000		15 - 30	1.07 *UJ*	1.07 *UJ*	2.1 *J*	1.07 *U*	1.07 *UJ*	1.07 *U*	*R*	1.07 *UJ*	1.07 *U*	1.07 *UJ*	*R*
ONON2A	SF0033	S370	8/17/2000		0 - 2	*R*	1.42 *J*	*R*	*R*	*R*	*R*	*R*	*R*	*R*	*R*	*R*
ONON2A	SF0034	S370	8/17/2000		2 - 15	*R*	1.2 *J*	*R*	1.1 *UJ*	1.1 *UJ*	1.1 *UJ*	*R*	1.1 *UJ*	1.1 *UJ*	1.1 *UJ*	*R*
ONON2A	SF0035	S370	8/17/2000		15 - 30	*R*	*R*	*R*	*R*	*R*	*R*	*R*	*R*	*R*	*R*	*R*
ONON2A	SF0050	S372	8/11/2000		0 - 15	1.06 *UJ*	1.14 *J*	*R*	1.06 *UJ*	1.06 *UJ*	1.06 *UJ*	*R*	*R*	1.06 *UJ*	1.06 *UJ*	*R*
ONON2A	SF0039	S372	8/17/2000	D1	15 - 30	*R*	*R*	*R*	*R*	*R*	*R*	*R*	*R*	*R*	*R*	*R*
ONON2A	SF0165	S372	8/17/2000	D2	15 - 30	*R*	*R*	*R*	*R*	*R*	*R*	*R*	*R*	*R*	*R*	*R*

Table A-2D. (cont.)

Survey	Sample Number	Survey Station	Date	Duplicates	Depth (cm)	Endosulfan sulfate (µg/kg)	Endrin aldehyde (µg/kg)	Endrin ketone (µg/kg)	Endrin (µg/kg)	Heptachlor epoxide (µg/kg)	Heptachlor (µg/kg)	Methoxychlor (µg/kg)	Toxaphene (µg/kg)	alpha (cis) - Chlordane (µg/kg)	gamma (trans)-Chlordane (µg/kg)	Total Chlordane[1] (µg/kg)
ONON2A	SF0014	S361	8/15/2000		15 - 30	*R*	1.02 *UJ*	1.02 *UJ*	1 *UJ*	1.02 *UJ*	1.02 *UJ*	1.02 *UJ*	102 *UJ*	1.02 *UJ*	1.02 *UJ*	1.02 *UJ*
ONON2A	SF0015	S362	8/15/2000		0 - 15	*R*	1.07 *UJ*	1.07 *UJ*	1.1 *UJ*	1.07 *UJ*	1.07 *UJ*	1.07 *UJ*	107 *UJ*	1.07 *UJ*	1.07 *UJ*	1.07 *UJ*
ONON2A	SF0016	S362	8/15/2000		15 - 30	*R*	1.05 *UJ*	1.05 *UJ*	1.1 *UJ*	1.05 *UJ*	1.05 *UJ*	1.05 *UJ*	105 *UJ*	1.05 *UJ*	1.05 *UJ*	1.05 *UJ*
ONON2A	SF0017	S363	8/15/2000		0 - 2	*R*	1.1 *UJ*	1.1 *UJ*	1.1 *UJ*	1.1 *U*	1.1 *U*	1.1 *UJ*	110 *UJ*	1.1 *UJ*	1.1 *U*	1.1 *UJ*
ONON2A	SF0019	S363	8/15/2000		15 - 30	*R*	1.08 *UJ*	1.08 *UJ*	1.1 *UJ*	1.08 *UJ*	1.08 *UJ*	1.08 *UJ*	108 *UJ*	1.08 *UJ*	1.08 *UJ*	1.08 *UJ*
ONON2A	SF0018	S363	8/15/2000	D1	2 - 15	*R*	1.08 *UJ*	1.08 *UJ*	1.2 *J*	1.08 *UJ*	1.08 *UJ*	1.08 *UJ*	108 *UJ*	1.08 *UJ*	1.08 *UJ*	1.08 *UJ*
ONON2A	SF0175	S363	8/15/2000	D2	2 - 15	*R*	1.08 *UJ*	1.08 *UJ*	1.1 *UJ*	1.08 *U*	1.08 *U*	1.08 *UJ*	108 *UJ*	1.08 *UJ*	1.08 *U*	1.08 *UJ*
ONON2A	SF0031	S369	8/15/2000		0 - 15	*R*	1.07 *UJ*	1.07 *UJ*	1.1 *UJ*	1.07 *U*	1.07 *U*	1.07 *UJ*	107 *UJ*	1.07 *UJ*	1.07 *U*	1.07 *UJ*
ONON2A	SF0032	S369	8/15/2000		15 - 30	*R*	1.07 *UJ*	1.07 *UJ*	1.1 *UJ*	1.07 *U*	1.07 *U*	1.07 *UJ*	107 *UJ*	1.07 *UJ*	1.07 *U*	1.07 *UJ*
ONON2A	SF0033	S370	8/17/2000		0 - 2	*R*	2.13 *J*	*R*	*R*	*R*	*R*	*R*	*R*	*R*	*R*	*R*
ONON2A	SF0034	S370	8/17/2000		2 - 15	*R*	1.1 *UJ*	1.1 *UJ*	1.1 *UJ*	1.1 *UJ*	1.1 *UJ*	1.1 *UJ*	110 *UJ*	1.1 *UJ*	1.1 *UJ*	1.1 *UJ*
ONON2A	SF0035	S370	8/17/2000		15 - 30	*R*	*R*	*R*	*R*	*R*	*R*	*R*	*R*	*R*	*R*	*R*
ONON2A	SF0050	S372	8/11/2000		0 - 15	*R*	1.19 *J*	1.06 *UJ*	1.1 *UJ*	1.06 *UJ*	1.06 *UJ*	1.06 *UJ*	106 *UJ*	1.06 *UJ*	1.06 *UJ*	1.06 *UJ*
ONON2A	SF0039	S372	8/17/2000	D1	15 - 30	*R*	*R*	*R*	*R*	*R*	*R*	*R*	*R*	*R*	*R*	*R*
ONON2A	SF0165	S372	8/17/2000	D2	15 - 30	*R*	*R*	*R*	*R*	*R*	*R*	*R*	*R*	*R*	*R*	*R*

Notes: [1] Total chlordane is a calculated quantity, not a direct measurement

J - estimated

U - not detected at reported quantitation limit

R - rejected datum

Table A-2E. Northern Basin Nearshore Sediments – PCB Data

Survey	Sample Number	Survey Station	Date	Duplicates	Depth (cm)	Aroclor 1016 (µg/kg)	Aroclor 1221 (µg/kg)	Aroclor 1232 (µg/kg)	Aroclor 1242 (µg/kg)	Aroclor 1248 (µg/kg)	Aroclor 1254 (µg/kg)	Aroclor 1260 (µg/kg)	Aroclor 1268 (µg/kg)	Sum of PCBs (µg/kg)
O-SEDCHM	S00020	S53	5/9/1992		0 - 30	91 *U*	180 *U*	91 *U*	91 *U*	91 *U*	91 *U*	91 *U*		182 *U*
O-SEDCHM	S00529	S53	7/27/1992		0 - 2	72 *U*	150 *U*	72 *U*	72 *U*	72 *U*	72 *U*	72 *U*		144 *U*
O-SEDCHM	S00589	S61	8/7/1992		0 - 2	59 *UJ*	59 *UJ*	59 *UJ*	59 *UJ*	70	59 *UJ*	52 *J*		122
O-SEDCHM	S00517	S62	7/24/1992		0 - 2	57 *UJ*	57 *UJ*	57 *UJ*	57 *UJ*	57 *UJ*	57 *UJ*	57 *UJ*		114 *U*
O-SEDCHM	S00067	S66	5/11/1992		0 - 30	54 *U*	110 *U*	54 *U*	54 *U*	54 *U*	54 *U*	54 *U*		108 *U*
O-SEDCHM	S00601	S66	8/10/1992		0 - 2	52 *U*	100 *U*	52 *U*	52 *U*	52 *U*	52 *U*	52 *U*		104 *U*
O-SEDCHM	S00513	S67	7/23/1992		0 - 2	78 *U*	78 *U*	78 *U*	78 *U*	78 *U*	78 *U*	78 *U*		156 *U*
O-SEDCHM	S00510	S74	7/22/1992		0 - 2	48 *U*	48 *U*	48 *U*	48 *U*	48 *U*	48 *U*	48 *U*		96 *U*
O-SEDCHM	S00507	S75	7/21/1992		0 - 2	60 *U*	60 *U*	60 *U*	60 *U*	60 *U*	60 *U*	60 *U*		120 *U*
O-SEDCHM	S00508	S76	7/22/1992		0 - 2	54 *U*	54 *U*	54 *U*	54 *U*	54 *U*	54 *U*	54 *U*		108 *U*
O-SEDCHM	S00023	S81	5/9/1992		0 - 30	62 *U*	130 *U*	62 *U*	62 *U*	62 *U*	62 *U*	62 *U*		124 *U*
O-SEDCHM	S00520	S81	7/24/1992		0 - 2	66 *U*	130 *U*	66 *U*	66 *U*	66 *U*	66 *U*	66 *U*		132 *U*
O-SEDCHM	S00504	S82	7/21/1992		0 - 2	62 *U*	62 *U*	62 *U*	62 *U*	62 *U*	62 *U*	62 *U*		124 *U*
O-SEDCHM	S00511	S87	7/22/1992		0 - 2	60 *U*	60 *U*	60 *U*	60 *U*	60 *U*	60 *U*	60 *U*		120 *U*
O-SEDCHM	S00032	S93	5/9/1992		0 - 30	59 *U*	120 *U*	59 *U*	59 *U*	59 *U*	59 *U*	59 *U*		118 *U*
O-SEDCHM	S00550	S93	7/31/1992		0 - 2	56 *U*	110 *U*	56 *U*	56 *U*	56 *U*	56 *U*	56 *U*		112 *U*
O-SEDCHM	S00512	S94	7/22/1992		0 - 2	64 *UJ*	64 *UJ*	64 *UJ*	64 *UJ*	64 *UJ*	64 *UJ*	64 *UJ*		128 *U*
O-SEDCHM	S00059	S100	5/11/1992		0 - 30	69 *U*	140 *U*	69 *U*	69 *U*	69 *U*	69 *U*	69 *U*		138 *U*
O-SEDCHM	S00608	S100	8/11/1992		0 - 2	64 *U*	130 *U*	64 *U*	64 *U*	64 *U*	64 *U*	64 *U*		128 *U*
O-SEDCHM	S00552	S105	7/31/1992		0 - 2	61 *U*	61 *U*	61 *U*	61 *U*	61 *U*	61 *U*	61 *U*		122 *U*
O-SEDCHM	S00501	S110	7/20/1992		0 - 2	64 *U*	64 *U*	64 *U*	64 *U*	64 *U*	64 *U*	64 *U*		128 *U*
O-SEDCHM	S00029	S113	5/9/1992		0 - 30	56 *U*	110 *U*	56 *U*	56 *U*	56 *U*	56 *U*	56 *U*		112 *U*
O-SEDCHM	S00577	S113	8/5/1992		0 - 2	56 *U*	110 *U*	56 *U*	56 *U*	56 *U*	56 *U*	56 *U*		112 *U*
O-SEDCHM	S00048	P73	5/10/1992		0–30	29 *U*	29 *U*	29 *U*	29 *U*	29 *U*	29 *U*	29 *U*		58 *U*
ONON2A	SF0052	S304	8/9/2000		0 - 15	52.9 *U*	52.9 *U*	52.9 *U*	16.1 *J*	52.9 *U*	10.8 *J*	52.9 *U*	52.9 *U*	27
ONON2A	SF0053	S304	8/9/2000		15 - 30	50.1 *U*	50.1 *U*	50.1 *U*	85.7 *J*	50.1 *U*	92.2 *J*	50.1 *U*	58 *J*	236
ONON2A	VC0212	S306	7/21/2000		0 - 15	50 *U*	50 *U*	50 *U*	50 *U*	50 *U*	50 *U*	50 *U*	50 *U*	100 *U*
ONON2A	VC0213	S306	7/21/2000		15 - 30	50 *U*	50 *U*	50 *U*	50 *U*	50 *U*	50 *U*	50 *U*	50 *U*	100 *U*
ONON2A	SF0001	S356	8/16/2000		0 - 15	52.8 *U*	52.8 *U*	52.8 *U*	52.8 *U*	52.8 *U*	52.8 *U*	52.8 *U*	52.8 *U*	106 *U*
ONON2A	SF0002	S356	8/16/2000		15 - 30	54.2 *U*	54.2 *U*	54.2 *U*	14.2 *J*	54.2 *U*	54.2 *U*	54.2 *U*	54.2 *U*	41
ONON2A	SF0003	S357	8/16/2000		0 - 2	52.8 *U*	52.8 *U*	52.8 *U*	52.8 *U*	52.8 *U*	52.8 *U*	52.8 *U*	52.8 *U*	106 *U*
ONON2A	SF0004	S357	8/16/2000		2 - 15	52.6 *U*	52.6 *U*	52.6 *U*	52.6 *U*	52.6 *U*	52.6 *U*	52.6 *U*	52.6 *U*	105 *U*
ONON2A	SF0005	S357	8/16/2000		15 - 30	54.3 *U*	54.3 *U*	54.3 *U*	54.3 *U*	54.3 *U*	54.3 *U*	54.3 *U*	54.3 *U*	109 *U*
ONON2A	SF0006	S358	8/16/2000		0–15	52.9 *U*	52.9 *U*	52.9 *U*	52.9 *U*	52.9 *U*	52.9 *U*	52.9 *U*	52.9 *U*	106 *U*

Table A-2E. (cont.)

Survey	Sample Number	Survey Station	Date	Duplicates	Depth (cm)	Aroclor 1016 (µg/kg)	Aroclor 1221 (µg/kg)	Aroclor 1232 (µg/kg)	Aroclor 1242 (µg/kg)	Aroclor 1248 (µg/kg)	Aroclor 1254 (µg/kg)	Aroclor 1260 (µg/kg)	Aroclor 1268 (µg/kg)	Sum of PCBs (µg/kg)
ONON2A	SF0007	S358	8/16/2000		15–30	52.1 *U*	52.1 *U*	52.1 *U*	52.1 *U*	52.1 *U*	52.1 *U*	52.1 *U*	52.1 *U*	104 *U*
ONON2A	SF0008	S359	8/16/2000		0 - 15	53.8 *U*	53.8 *U*	53.8 *U*	53.8 *U*	53.8 *U*	37.1 *J*	53.8 *U*	53.8 *U*	64
ONON2A	SF0009	S359	8/16/2000		15 - 30	53.1 *U*	53.1 *U*	53.1 *U*	33.9 *J*	53.1 *U*	1200	143	53.1 *U*	1377
ONON2A	SF0010	S360	8/16/2000	D1	0 - 2	54.9 *U*	54.9 *U*	54.9 *U*	17.3 *J*	54.9 *U*	142 *J*	35.4 *J*	54.9 *U*	195
ONON2A	SF0066	S360	8/16/2000	D2	0 - 2	52.9 *U*	52.9 *U*	52.9 *U*	29 *J*	52.9 *U*	38.4 *J*	52.9 *U*	75.6 *J*	143
ONON2A	SF0012	S360	8/16/2000	D1	15 - 30	53.9 *U*	53.9 *U*	53.9 *U*	53.9 *U*	53.9 *U*	53.9 *U*	53.9 *U*	53.9 *U*	108 *U*
ONON2A	SF0169	S360	8/16/2000	D2	15 - 30	53.3 *U*	53.3 *U*	53.3 *U*	53.3 *U*	53.3 *U*	53.3 *U*	53.3 *U*	53.3 *U*	107 *U*
ONON2A	SF0011	S360	8/16/2000	D1	2 - 15	54.7 *U*	54.7 *U*	54.7 *U*	11.8 *J*	54.7 *U*	26 *J*	54.7 *U*	313 *J*	351
ONON2A	SF0164	S360	8/16/2000	D2	2 - 15	54.1 *U*	54.1 *U*	54.1 *U*	54.1 *U*	54.1 *U*	12.7 *J*	54.1 *U*	54.1 *U*	40
ONON2A	SF0013	S361	8/15/2000	D1	0 - 15	54.4 *U*	54.4 *U*	54.4 *U*	54.4 *U*	54.4 *U*	54.4 *U*	54.4 *U*	54.4 *U*	109 *U*
ONON2A	SF0163	S361	8/15/2000	D2	0 - 15	51.9 *U*	51.9 *U*	51.9 *U*	51.9 *U*	51.9 *U*	51.9 *U*	51.9 *U*	51.9 *U*	104 *U*
ONON2A	SF0014	S361	8/15/2000		15 - 30	50.9 *U*	50.9 *U*	50.9 *U*	50.9 *U*	50.9 *U*	50.9 *U*	23.4 *J*	50.9 *U*	49
ONON2A	SF0015	S362	8/15/2000		0 - 15	53.3 *U*	53.3 *U*	53.3 *U*	53.3 *U*	53.3 *U*	53.3 *U*	78 *J*	53.3 *U*	105
ONON2A	SF0016	S362	8/15/2000		15 - 30	52.3 *U*	52.3 *U*	52.3 *U*	52.3 *U*	52.3 *U*	52.3 *U*	52.3 *U*	52.3 *U*	105 *U*
ONON2A	SF0017	S363	8/15/2000		0 - 2	54.9 *U*	54.9 *U*	54.9 *U*	54.9 *U*	54.9 *U*	54.9 *U*	54.9 *U*	54.9 *U*	110 *U*
ONON2A	SF0019	S363	8/15/2000		15 - 30	54.3 *U*	54.3 *U*	54.3 *U*	54.3 *U*	54.3 *U*	54.3 *U*	54.3 *U*	54.3 *U*	109 *U*
ONON2A	SF0018	S363	8/15/2000	D1	2 - 15	54 *UJ*	54 *UJ*	54 *UJ*	21 *J*	54 *UJ*	15.5 *J*	54 *UJ*	54 *UJ*	37
ONON2A	SF0175	S363	8/15/2000	D2	2 - 15	54 *U*	54 *U*	54 *U*	18.1 *J*	54 *U*	20.2 *J*	14.6 *J*	54 *U*	53
ONON2A	SF0031	S369	8/15/2000		0 - 15	53.4 *U*	53.4 *U*	53.4 *U*	53.4 *U*	53.4 *U*	53.4 *U*	53.4 *U*	53.4 *U*	107 *U*
ONON2A	SF0032	S369	8/15/2000		15 - 30	53.5 *U*	53.5 *U*	53.5 *U*	53.5 *U*	53.5 *U*	53.5 *U*	89.3 *J*	53.5 *U*	116
ONON2A	SF0033	S370	8/17/2000		0 - 2	53.6 *U*	53.6 *U*	53.6 *U*	53.6 *U*	53.6 *U*	53.6 *U*	53.6 *U*	53.6 *U*	107 *U*
ONON2A	SF0034	S370	8/17/2000		2 - 15	54.9 *U*	54.9 *U*	54.9 *U*	54.9 *U*	54.9 *U*	54.9 *U*	54.9 *U*	54.9 *U*	110 *U*
ONON2A	SF0035	S370	8/17/2000		15 - 30	52 *U*	52 *U*	52 *U*	52 *U*	52 *U*	52 *U*	52 *U*	52 *U*	104 *U*
ONON2A	SF0050	S372	8/11/2000		0 - 15	53 *U*	53 *U*	53 *U*	53 *U*	53 *U*	53 *U*	53 *U*	53 *U*	106 *U*
ONON2A	BC0027	S372	8/2/2000		0 - 2	53.1 *U*	53.1 *U*	53.1 *U*	13.4 *J*	53.1 *U*	25.1 *J*	53.1 *U*	53.1 *U*	39
ONON2A	SF0039	S372	8/17/2000	D1	15 - 30	54.1 *U*	54.1 *U*	54.1 *U*	54.1 *U*	54.1 *U*	54.1 *U*	54.1 *U*	54.1 *U*	108 *U*
ONON2A	SF0165	S372	8/17/2000	D2	15 - 30	52.9 *U*	52.9 *U*	52.9 *U*	52.9 *U*	52.9 *U*	52.9 *U*	52.9 *U*	52.9 *U*	106 *U*
ONON2A	BC0028	S372	8/2/2000	D1	2 - 14	50.5 *U*	50.5 *U*	50.5 *U*	50.5 *U*	50.5 *U*	50.5 *U*	50.5 *U*	50.5 *U*	101 *U*
ONON2A	BC0032	S372	8/2/2000	D2	2 - 14	51 *U*	51 *U*	51 *U*	51 *U*	51 *U*	51 *U*	51 *U*	51 *U*	102 *U*

Notes: *J* - estimated

U - not detected at reported quantitation limit

Table A-2F. Northern Basin Nearshore Sediments – PCDD/PCDF Data

	Survey:	ONON2A	ONON2A	ONON2A	ONON2A	ONON2A	ONON2A	ONON2A	ONON2A
	Sample Number:	SF0008	SF0009	SF0010	SF0066	SF0012	SF0169	SF0011	SF0164
	Survey Station:	S359	S359	S360	S360	S360	S360	S360	S360
	Date:	8/16/2000	8/16/2000	8/16/2000	8/16/2000	8/16/2000	8/16/2000	8/16/2000	8/16/2000
	Duplicates:			D1	D2	D1	D2	D1	D2
	Depth (cm):	0 - 15	15 - 30	0 - 2	0 - 2	15 - 30	15 - 30	2 - 15	2 - 15
Chemical	**Units**								
TEQ - Total [1]	ng/kg	1.40	1.06	9.45	7.29	0.40	0.33	3.55	2.05
TEQ - Dioxins [1]	ng/kg	0.36	0.35	1.88	1.40	0.10	0.12	0.56	0.51
TEQ - Furans [1]	ng/kg	1.04	0.72	7.57	5.89	0.29	0.22	2.99	1.54
2,3,7,8-Tetrachlorodibenzodioxin	ng/kg	0.10 *U*	0.091 *U*	0.586 *J*	0.10 *U*	0.09 *U*	0.10 *U*	0.09 *U*	0.10 *U*
1,2,3,7,8-Pentachlorodibenzodioxin	ng/kg	0.129 *J*	0.111 *J*	0.583 *J*	0.667 *J*	0.09 *U*	0.10 *U*	0.09 *U*	0.152 *J*
1,2,3,4,7,8-Hexachlorodibenzodioxin	ng/kg	0.154 *J*	0.128 *J*	0.563 *J*	0.476 *J*	0.09 *U*	0.10 *U*	0.319 *J*	0.145 *J*
1,2,3,6,7,8-Hexachlorodibenzodioxin	ng/kg	0.454 *J*	0.428 *J*	1.84 *J*	1.81 *J*	0.09 *U*	0.1 *U*	1.24 *J*	0.997 *J*
1,2,3,7,8,9-Hexachlorodibenzodioxin	ng/kg	0.293 *J*	0.282 *J*	1.42 *J*	1.24 *J*	0.09 *U*	0.10 *U*	0.863 *J*	0.575 *J*
1,2,3,4,6,7,8-Heptachlorodibenzodioxin	ng/kg	8.06	9.45	30.1	30.4	0.25 *U*	0.25 *U*	21.3	13.1
Octachlorodibenzodioxin	ng/kg	71.6	105	232	240	1.69 *J*	1.2 *U*	167	100
Total Tetrachlorodibenzodioxins	ng/kg	1.16	0.60 *J*	14.3	12.7	0.224 *J*	0.246 *J*	5.86	3.53
Total Pentachlorodibenzodioxins	ng/kg	0.10 *U*	0.219 *J*	2.66	3.84	0.111 *J*	0.10 *U*	1.31	0.426 *J*
Total Hexachlorodibenzodioxins	ng/kg	2.32 *J*	2.28	15.6	14.9	0.091 *J*	0.1 *U*	8.63	5.86
Total Heptachlorodibenzodioxins	ng/kg	16.6	17.8	59.6	62.3	0.09 *U*	0.10 *U*	42.1	28.5
2,3,7,8-Tetrachlorodibenzofuran	ng/kg	3.47	2.54	18	19.2	0.888 *J*	0.742 *J*	11.2	6.71
1,2,3,7,8-Pentachlorodibenzofuran	ng/kg	0.988 *J*	0.693 *J*	9.36	6.76	0.175 *J*	0.136 *J*	3.3	1.56
2,3,4,7,8-Pentachlorodibenzofuran	ng/kg	0.575 *J*	0.432 *J*	3.65	3.7	0.291 *J*	0.209 *J*	1.92	0.922 *J*
1,2,3,4,7,8-Hexachlorodibenzofuran	ng/kg	2.25 *J*	1.26 *J*	22.4	11	0.46 *U*	0.23 *U*	4.46	1.85 *J*
1,2,3,6,7,8-Hexachlorodibenzofuran	ng/kg	0.581 *J*	0.333 *J*	7.07	3.49	0.128 *J*	0.10 *U*	1.46 *J*	0.543 *J*
1,2,3,7,8,9-Hexachlorodibenzofuran	ng/kg	0.10 *U*	0.091 *U*	0.456 *J*	0.272 *J*	0.09 *U*	0.10 *U*	0.14 *U*	0.23 *U*
2,3,4,6,7,8-Hexachlorodibenzofuran	ng/kg	0.13 *J*	0.145 *J*	1.1 *J*	0.962 *J*	0.09 *U*	0.10 *U*	0.543 *J*	0.289 *J*
1,2,3,4,6,7,8-Heptachlorodibenzofuran	ng/kg	3.89	2.47	25.2	16.4	0.483 *J*	0.333 *J*	7.41	3.95
1,2,3,4,7,8,9-Heptachlorodibenzofuran	ng/kg	1.38 *J*	0.684 *J*	11	4.3	0.119 *J*	0.1 *U*	1.56 *J*	0.697 *J*
Octachlorodibenzofuran	ng/kg	11.5	8.01	126	65.6	1.2 *U*	0.56 *U*	23.6	10.8
Total Tetrachlorodibenzofurans	ng/kg	11.3	8.76	72.2	91.4	4.27	5.01	47	23.4
Total Pentachlorodibenzofurans	ng/kg	3.48	2.0	37.1	31.9	1.62	1.09	18.4	7.93
Total Hexachlorodibenzofurans	ng/kg	6.8	4.08	51.5	31.6	0.09 *U*	0.10 *U*	14.9	4.8
Total Heptachlorodibenzofurans	ng/kg	9.03	6.73	59.9	36.2	0.602 *J*	0.10 *U*	17.5	9.29

Notes: [1] Calculated using WHO TEFs

J - estimated

U - not detected at reported quantitation limit

Table A-3A. Southern Basin Nearshore Sediments – Inorganic and Organometallic Data

Survey	Sample Number	Survey Station	Date	Duplicates	Depth (cm)	Aluminum (mg/kg)	Antimony (mg/kg)	Arsenic (mg/kg)	Barium (mg/kg)	Beryllium (mg/kg)	Cadmium (mg/kg)	Calcium (mg/kg)	Chromium (mg/kg)	Cobalt (mg/kg)
O-SEDCHM	S00014	P1	5/8/1992		0-30	2,560	3.5	6.8	274	0.27	3.2	186,000	66.9	4.2
O-SEDCHM	S00004	P6	5/7/1992		0-30	1,530	2.3	2.0	38.5	0.19 *U*	0.37 *U*	107,000	6.8	2.2
O-SEDCHM	S00001	P10	5/7/1992		0-30	2,510	3.4 *U*	2.4	134	0.34 *U*	4.4	179,000	61.8	3.2
O-SEDCHM	S00062	P16	5/11/1992	1	0-30	6,180	7.0 *UJ*	6.1 *J*	164	0.37	12.7	152,000	136	7.3
O-SEDCHM	S00065	P16	5/11/1992	2	0-30	8,040	4.8 *J*	5.7 *J*	181	0.5	14.4	158,000	146 *J*	8.2
O-SEDCHM	S00066	P16	5/11/1992	3	0-30	5,600	6.9 *J*	4.6 *J*	147	0.36	10.8	151,000	114 *J*	6.9
O-SEDCHM	S00017	P20	5/8/1992		0-30	2,830	4.7	6.8	561	0.28 *U*	1.2	317,000	15.7	1.9
O-SEDCHM	S00007	P36	5/8/1992		0-30	805	2.5 *U*	2.5	109	0.25 *U*	0.51 *U*	315,000	48.7	9.0
O-SEDCHM	S00051	P46	5/10/1992		0-30	655	6.7 *J*	1.3 *J*	97	0.26 *U*	1.9	323,000	37.2	0.79
O-SEDCHM	S00556	S1	8/2/1992	1	0-2	2,480	2.3 *UJ*	2.6 *J*	106	0.21 *U*	0.78	153,000	31.7	4.4
O-SEDCHM	S00557	S1	8/2/1992	2	0-2	2,320	5.8 *UJ*	2.9 *J*	147	0.2 *U*	0.97	140,000	27.2	4.4
O-SEDCHM	S00558	S1	8/2/1992	3	0-2	2,900	3.5 *UJ*	3 *J*	185	0.24	0.8	174,000	30.4	5.9
O-SEDCHM	S00546	S2	7/30/1992		0-2						7	297,000	139 *J*	
O-SEDCHM	S00340	S3	10/1/1992		0-30						5.4	244,000	95.8 *J*	
O-SEDCHM	S00613	S3	8/12/1992		0-2						4	195,000	84.2	
O-SEDCHM	S00547	S5	7/30/1992		0-2						5.6	154,000	85.1 *J*	
O-SEDCHM	S00582	S6	8/6/1992		0-2	690	1.9 *UJ*	0.63	27	0.17 *U*	1.1	51,000	19.5	1.6
O-SEDCHM	S00555	S7	8/2/1992		0-2						1.1 *J*	68,800 *J*	18.7 *J*	
O-SEDCHM	S00572	S10	8/4/1992		0-2	1,730	6.4 *J*	1.6 *J*	97.1	0.23 *U*	3.4	145,000	47.7	3
O-SEDCHM	S00162	S11	7/10/1992		0-30						8.2	184,000	107	
O-SEDCHM	S00567	S11	8/3/1992		0-2						0.47 *J*	89,100 *J*	5.9 *J*	
O-SEDCHM	S00565	S13	8/3/1992		0-2						3 *J*	108,000 *J*	33 *J*	
O-SEDCHM	S00542	S14	7/30/1992		0-2						1.4	289,000	29.6 *J*	
O-SEDCHM	S00566	S16	8/3/1992		0-2	943	4 *J*	1.4 *J*	78.2	0.24 *U*	1.2	204,000	33.4	1.7
O-SEDCHM	S00562	S17	8/3/1992	1	0-2						9.3 *J*	443,000 *J*	118 *J*	
O-SEDCHM	S00563	S17	8/3/1992	2	0-2						1 *J*	272,000 *J*	13.8 *J*	
O-SEDCHM	S00564	S17	8/3/1992	3	0-2						1.1 *J*	261,000 *J*	15.6 *J*	
O-SEDCHM	S00560	S20	8/2/1992		0-2	2,980	5.6 *UJ*	5.4 *J*	890	0.36 *U*	0.36 *U*	282,000	16.2	2.6
O-SEDCHM	S00540	S21	7/30/1992		0-2						1.4	276,000	26.3 *J*	
O-SEDCHM	S00580	S26	8/6/1992		0-2						0.54 *UJ*	331,000 *J*	23.9 *J*	
O-SEDCHM	S00533	S28	7/28/1992		0-2						3	185,000	1,990 *J*	
O-SEDCHM	S00573	S34	8/4/1992		0-2						2.1 *J*	220,000 *J*	81.5 *J*	
O-SEDCHM	S00535	S35	7/28/1992		0-2						1.1	305,000	181 *J*	
O-SEDCHM	S00532	S36	7/27/1992		0-2	2,220	3.2 *UJ*	11.2 *J*	342	0.36	0.94	231,000	690	87.9
O-SEDCHM	S00521	S37	7/24/1992		0-2						0.64	272,000	195 *J*	
O-SEDCHM	S00570	S46	8/4/1992		0-2	2,790	3.3 *J*	1.5 *J*	85.3	0.6	1	214,000	22	1.8

Table A-3A. (cont.)

Survey	Sample Number	Survey Station	Date	Duplicates	Depth (cm)	Copper (mg/kg)	Cyanide (mg/kg)	Iron (mg/kg)	Lead (mg/kg)	Magnesium (mg/kg)	Manganese (mg/kg)	Methylmercury (µg/kg)
O-SEDCHM	S00014	P1	5/8/1992		0-30	69.5		6,580	174	8,080	186	
O-SEDCHM	S00004	P6	5/7/1992		0-30	20.6		4,700	1,170	12,200	164	
O-SEDCHM	S00001	P10	5/7/1992		0-30	63.5		7,360	81.3	6,490	256	
O-SEDCHM	S00062	P16	5/11/1992	1	0-30	132		16,700	205 *J*	10,800	345	
O-SEDCHM	S00065	P16	5/11/1992	2	0-30	143 *J*		20,000	243 *J*	13,200	420 *J*	
O-SEDCHM	S00066	P16	5/11/1992	3	0-30	111 *J*		15,600	192 *J*	10,800	367 *J*	
O-SEDCHM	S00017	P20	5/8/1992		0-30	39.3		3,030	28.1	10,900	157	
O-SEDCHM	S00007	P36	5/8/1992		0-30	18.0		5,860	121	3,230	201	
O-SEDCHM	S00051	P46	5/10/1992		0-30	14.1		2,390	7.0	3,370	340	
O-SEDCHM	S00556	S1	8/2/1992	1	0-2	71.2	1.2 *UJ*	6,340	90.1	9,700	175	
O-SEDCHM	S00557	S1	8/2/1992	2	0-2	40.2	1.3 *UJ*	6,120	68.5	17,700	170	
O-SEDCHM	S00558	S1	8/2/1992	3	0-2	41.1	1.6 *UJ*	7,270	76.3	12,000	190	
O-SEDCHM	S00546	S2	7/30/1992		0-2	143			159 *J*	10,500		
O-SEDCHM	S00340	S3	10/1/1992		0-30	63 *J*			153	5,800		
O-SEDCHM	S00613	S3	8/12/1992		0-2	62.9			121 *J*	7,900		
O-SEDCHM	S00547	S5	7/30/1992		0-2	83.8			167 *J*	7,530		
O-SEDCHM	S00582	S6	8/6/1992		0-2	57.3	1.1 *U*	2,470	56	5,280	93.3 *J*	
O-SEDCHM	S00555	S7	8/2/1992		0-2	50.5 *J*			70.1 *J*	5,700		
O-SEDCHM	S00572	S10	8/4/1992		0-2	51.2	1.3 *UJ*	5,220	59.5	4,840	217	
O-SEDCHM	S00162	S11	7/10/1992		0-30	105			144	9,750		
O-SEDCHM	S00567	S11	8/3/1992		0-2	8.6 *J*			15.4 *J*	3,850		
O-SEDCHM	S00565	S13	8/3/1992		0-2	82.6 *J*			107 *J*	9,180		
O-SEDCHM	S00542	S14	7/30/1992		0-2	29.2			99.9 *J*	10,700		
O-SEDCHM	S00566	S16	8/3/1992		0-2	35.1	1.4 *UJ*	3,430	26.9	3,570	240	
O-SEDCHM	S00562	S17	8/3/1992	1	0-2	59 *J*			16.5 *J*	3,560		
O-SEDCHM	S00563	S17	8/3/1992	2	0-2	10.8 *UJ*			14.2 *J*	3,340		
O-SEDCHM	S00564	S17	8/3/1992	3	0-2	13.4 *UJ*			16.4 *J*	3,590		
O-SEDCHM	S00560	S20	8/2/1992		0-2	30.7	2.4 *J*	3,590	51	14,600	216	
O-SEDCHM	S00540	S21	7/30/1992		0-2	36.3			116 *J*	9,390		
O-SEDCHM	S00580	S26	8/6/1992		0-2	6.8 *J*			4.7 *J*	2,840		
O-SEDCHM	S00533	S28	7/28/1992		0-2	173			238 *J*	5,630		
O-SEDCHM	S00573	S34	8/4/1992		0-2	35.3 *J*			12.5 *J*	3,100		
O-SEDCHM	S00535	S35	7/28/1992		0-2	47.4			61.9 *J*	3,660		
O-SEDCHM	S00532	S36	7/27/1992		0-2	139	5.4 *UJ*	34,200	251	3,430	508	
O-SEDCHM	S00521	S37	7/24/1992		0-2	19.6			38.7 *J*	2,500		
O-SEDCHM	S00570	S46	8/4/1992		0-2	9.6	1.3 *J*	2,840	11.2	6,390	265	

Table A-3A. (cont.)

Survey	Sample Number	Survey Station	Date	Duplicates	Depth (cm)	Mercury (mg/kg)	Nickel (mg/kg)	Potassium (mg/kg)	Selenium (mg/kg)	Silver (mg/kg)	Sodium (mg/kg)	Thallium (mg/kg)	Vanadium (mg/kg)	Zinc (mg/kg)
O-SEDCHM	S00014	P1	5/8/1992		0-30	23.2	33	278	0.68 *UJ*	3.4	1040	0.65 *J*	4.6	113
O-SEDCHM	S00004	P6	5/7/1992		0-30	0.42	4.4	199	0.16 *U*	0.37 *U*	821	0.16 *U*	2.5	55.8
O-SEDCHM	S00001	P10	5/7/1992		0-30	2.00	16.4	287	0.71 *UJ*	0.91	721	0.55 *J*	5	159
O-SEDCHM	S00062	P16	5/11/1992	1	0-30	1.4	37.1	484	0.63	4	934	0.35 *U*	12.5	330 *J*
O-SEDCHM	S00065	P16	5/11/1992	2	0-30	1.3	43.2	827	0.47 *J*	3.7 *J*	1120 *U*	0.36 *J*	17.1	350 *J*
O-SEDCHM	S00066	P16	5/11/1992	3	0-30	0.99	33.2	511	0.44 *J*	2.8 *J*	1090 *U*	0.38 *J*	12.5	284 *J*
O-SEDCHM	S00017	P20	5/8/1992		0-30	3.00	13.8	254	0.39 *U*	0.56	3560	0.47	2	33.1
O-SEDCHM	S00007	P36	5/8/1992		0-30	0.14 *U*	14	99.8	0.29 *UJ*	0.7	5540	0.21 *UJ*	7.2	56.1
O-SEDCHM	S00051	P46	5/10/1992		0-30	0.38	5.0	132	0.28 *U*	1.2	3640	0.28 *UJ*	1 *U*	30 *J*
O-SEDCHM	S00556	S1	8/2/1992	1	0-2	4.7 *J*	14.8	282	0.32 *J*	0.53 *J*	368	0.44 *J*	5.1	87.7 *J*
O-SEDCHM	S00557	S1	8/2/1992	2	0-2	4.6 *J*	14.9	269	0.34 *J*	0.71 *J*	361	0.51	5.2	86.8 *J*
O-SEDCHM	S00558	S1	8/2/1992	3	0-2	5.6 *J*	16.7	326	0.44 *J*	0.65 *J*	464	0.53 *J*	6.5	109 *J*
O-SEDCHM	S00546	S2	7/30/1992		0-2	18.1	76.4							276 *J*
O-SEDCHM	S00340	S3	10/1/1992		0-30	27.2	39.6 *J*							133 *J*
O-SEDCHM	S00613	S3	8/12/1992		0-2	18.4	47.9							186 *J*
O-SEDCHM	S00547	S5	7/30/1992		0-2	11.1	25.4							194 *J*
O-SEDCHM	S00582	S6	8/6/1992		0-2	1.1	7.3	93.5	0.25 *J*	0.34 *UJ*	163	0.11 *U*	1.2	42.9
O-SEDCHM	S00555	S7	8/2/1992		0-2	3.2	7.4							77.2 *J*
O-SEDCHM	S00572	S10	8/4/1992		0-2	1.7 *J*	11.7	184	0.27 *UJ*	0.95 *J*	404	0.51	2.6	120 *J*
O-SEDCHM	S00162	S11	7/10/1992		0-30	3.7	31.1							302
O-SEDCHM	S00567	S11	8/3/1992		0-2	0.54	4.2							26.3 *J*
O-SEDCHM	S00565	S13	8/3/1992		0-2	1.1	20.9							218 *J*
O-SEDCHM	S00542	S14	7/30/1992		0-2	31.7	30							62.3 *J*
O-SEDCHM	S00566	S16	8/3/1992		0-2	0.25 *J*	4.5	114	0.26 *J*	0.84 *J*	408	0.22 *UJ*	0.51	65 *J*
O-SEDCHM	S00562	S17	8/3/1992	1	0-2	0.18	17.8							165 *J*
O-SEDCHM	S00563	S17	8/3/1992	2	0-2	0.15	5.9							43.4 *J*
O-SEDCHM	S00564	S17	8/3/1992	3	0-2	0.18	6.3							56.1 *J*
O-SEDCHM	S00560	S20	8/2/1992		0-2	11.4 *J*	19.9	188	0.31 *UJ*	0.88 *J*	2090	0.65 *J*	2.9	135 *J*
O-SEDCHM	S00540	S21	7/30/1992		0-2	24.9	30							92.6 *J*
O-SEDCHM	S00580	S26	8/6/1992		0-2	0.23	6.2							28.6 *J*
O-SEDCHM	S00533	S28	7/28/1992		0-2	5.2	650							185 *J*
O-SEDCHM	S00573	S34	8/4/1992		0-2	0.15	7.1							54.7 *J*
O-SEDCHM	S00535	S35	7/28/1992		0-2	1.0	39							93.6 *J*
O-SEDCHM	S00532	S36	7/27/1992		0-2	1.3 *J*	215	116	0.42 *J*	0.94 *J*	1020	0.45 *J*	101	167 *J*
O-SEDCHM	S00521	S37	7/24/1992		0-2	0.49	33.8							42.5 *J*
O-SEDCHM	S00570	S46	8/4/1992		0-2	0.39 *J*	6.2	160	0.36 *J*	0.68 *J*	595	0.28 *J*	0.4 *U*	31 *J*

Table A-3A. (cont.)

Survey	Sample Number	Survey Station	Date	Duplicates	Depth (cm)	Aluminum mg/kg	Antimony mg/kg	Arsenic mg/kg	Barium mg/kg	Beryllium mg/kg	Cadmium mg/kg	Calcium mg/kg	Chromium mg/kg	Cobalt mg/kg
O-SEDCHM	S00519	S47	7/24/1992		0-2						1.5	259,000	112 *J*	
ONON2A	VC0196	S307	7/18/2000		0-15	967	0.29 *UJ*	7	116	0.14	0.41	287,000	399	22.6 *J*
ONON2A	VC0197	S307	7/18/2000		15-30	963	0.29 *UJ*	0.6	95.7	0.094	0.043 *U*	325,000	29	2.8 *J*
ONON2A	VC0207	S311	7/20/2000		0-15	5,450	0.5 *UJ*	9.8	271	0.43	0.39	289,000	26.7	2.6
ONON2A	VC0208	S311	7/20/2000		15-30	4,980	0.47 *UJ*	9.5	714	0.42	1.1	328,000	26.2	2.4
ONON2A	VC0187	S313	7/18/2000		0-15	4,940	0.31 *UJ*	5	201	0.39	2.7	192,000	81.5	4 *J*
ONON2A	VC0188	S313	7/18/2000		15-30	5,000	0.25 *J*	3.6	73.3	0.28	1.3	181,000	52.5	5 *J*
ONON2A	SF0072	S314	8/10/2000		0-15	4,690	1.3 *J*	13.5	395	0.47	4.3	278,000	141	5.7
ONON2A	SF0073	S314	8/10/2000		15-30	3,800	1.1 *J*	17.3	391	0.5	4.6	284,000	148	4.3
ONON2A	SF0076	S316	8/10/2000		0-15	1,800	0.25 *UJ*	1.2	24.2	0.12	0.077	45,300	6.3	1.7
ONON2A	SF0077	S316	8/10/2000		15-30	3,350	0.24 *UJ*	1.6	36	0.19	0.036 *U*	56,000	6.4	2.4
ONON2A	VC0189	S318	7/14/2000		0-15	1,360	0.24 *UJ*	1.1	38.5 *J*	0.053	2.2	47,400	23.7	1.4
ONON2A	VC0190	S318	7/14/2000		15-30	1,430	0.24 *UJ*	0.98	27.8 *J*	0.053	2.9	49,000	25.7	1.5
ONON2A	SF0086	S321	8/4/2000		0-15	1,630	0.3 *J*	0.93	52.1	0.15	1.6	112,000	26.2 *J*	1.4
ONON2A	SF0087	S321	8/4/2000		15-30	1,060	0.25 *UJ*	0.58	30.2	0.089	0.42	72,100	5.6 *J*	0.87
ONON2A	SF0088	S322	8/10/2000		0-15	14,500	0.87 *J*	8.6	214	0.79	14.9	91,800	134	9.2
ONON2A	SF0089	S322	8/10/2000		15-30	17,200	1.3 *J*	10.2	248	0.93	18.4	80,600	159	10.9
ONON2A	SF0094	S325	7/14/2000		0-2	2,850	0.46 *UJ*	3.1	210	0.22	0.44	316,000	229	21.8
ONON2A	SF0095	S325	7/14/2000		2-15	2,640	0.48 *J*	2.7	199	0.2	0.34	301,000	193	18.5
ONON2A	SF0096	S325	7/14/2000		15-30	3,110	0.57 *J*	3.2	209	0.24	0.54	315,000	363	39.6
ONON2A	SF0101	S328	7/15/2000		0-15	1,660	0.31 *UJ*	3.2	131 *J*	0.12	1.1	336,000	356	24.4
ONON2A	SF0102	S328	7/15/2000		15-30	1,320	0.36 *UJ*	0.41 *U*	107 *J*	0.03	0.052 *U*	371,000	4.2	0.23
ONON2A	SF0103	S329	7/16/2000		0-15	791	0.39 *J*	0.42 *U*	99	0.17	0.21	315,000	46.9	1
ONON2A	SF0104	S329	7/16/2000		15-30	962	0.33 *UJ*	0.51	95.4	0.17	0.049	335,000	3.2	0.9
ONON2A	SF0105	S330	7/16/2000		0-15	1,100	0.32 *J*	1.3	98.7	0.19	0.19	355,000	83.6	7.1
ONON2A	SF0106	S330	7/16/2000		15-30	821	0.33 *UJ*	0.52	97.5	0.17	0.068	322,000	10.3	1.3
ONON2A	SF0134	S333	8/2/2000		0-15	3,690	3.4 *J*	47.3 *J*	95.2	0.45	1.1	252,000	216	15.2
ONON2A	SF0135	S333	8/2/2000		15-30	3,170	3.5 *J*	39.7 *J*	86.7	0.42	0.94	269,000	84.8	3.5
ONON2A	SF0153	S334	8/2/2000		0-15	3,670	3.5 *J*	18 *J*	917	0.4	1.1	232,000	813	30.7
ONON2A	SF0154	S334	8/2/2000		15-30	6,300	2.9 *J*	23.3 *J*	404	0.63	0.44	213,000	331	7
ONON2A	SF0115	S335	8/2/2000		0-15	3,930	2.9 *J*	20.6 *J*	685	0.41	1	267,000	538	32.5
ONON2A	SF0116	S335	8/2/2000		15-30	5,120	2.6 *J*	25.3 *J*	540	0.54	0.6	228,000	284	9.3
ONON2A	SF0117	S336	8/3/2000		0-15	2,080	0.51 *J*	5.7	204 *J*	0.19 *J*	0.23 *J*	225,000	190	21.9 *J*
ONON2A	SF0118	S336	8/3/2000		15-30	3,440	7.4 *J*	20.5	2,990 *J*	0.35 *J*	5.1 *J*	166,000	3,040	105 *J*
ONON2A	SF0124	S339	8/3/2000		0-15	2,730	1.5 *J*	15.1	1,430 *J*	0.31 *J*	2.3 *J*	205,000	2,370	96.2 *J*
ONON2A	SF0125	S339	8/3/2000		15-30	3,350	2.2 *J*	13.7	975 *J*	0.34 *J*	1.7 *J*	237,000	1,920	59.6 *J*

Table A-3A. (cont.)

Survey	Sample Number	Survey Station	Date	Duplicates	Depth (cm)	Copper mg/kg	Cyanide mg/kg	Iron mg/kg	Lead mg/kg	Magnesium mg/kg	Manganese mg/kg	Methylmercury µg/kg
O-SEDCHM	S00519	S47	7/24/1992		0-2	25.2 *J*			10.9	3,940		
ONON2A	VC0196	S307	7/18/2000		0-15	68.1	0.75 *U*	34,100	126	2,530	414	
ONON2A	VC0197	S307	7/18/2000		15-30	3.6	0.77 *U*	2,490	6.5	2,840	141	
ONON2A	VC0207	S311	7/20/2000		0-15	38.3	2.8	7,530	24.3	26,900	410	
ONON2A	VC0208	S311	7/20/2000		15-30	40.3	5.6	6,050	42.2	22,200	289	
ONON2A	VC0187	S313	7/18/2000		0-15	66.5	0.82 *U*	10,500	223	8,840	199	
ONON2A	VC0188	S313	7/18/2000		15-30	102	0.65 *U*	11,000	351	15,500	188	
ONON2A	SF0072	S314	8/10/2000		0-15	106	1.1 *U*	12,900	363	7,530	259 *J*	
ONON2A	SF0073	S314	8/10/2000		15-30	85	1.1 *U*	13,000	199	7,330	261 *J*	
ONON2A	SF0076	S316	8/10/2000		0-15	30.2	0.66 *U*	5,460	50.3	6,080	107 *J*	
ONON2A	SF0077	S316	8/10/2000		15-30	7.6	0.64 *U*	7,030	14	6,990	156 *J*	
ONON2A	VC0189	S318	7/14/2000		0-15	45.9 *J*	0.64 *U*	4,160	52.5 *J*	4,220 *J*	116	
ONON2A	VC0190	S318	7/14/2000		15-30	72.7 *J*	0.63 *U*	4,200	29.8 *J*	4,510 *J*	121	
ONON2A	SF0086	S321	8/4/2000		0-15	30.4	0.7 *U*	3,830	28	5,280	180	
ONON2A	SF0087	S321	8/4/2000		15-30	4.7	0.65 *U*	2,370	4.8	4,870	138	
ONON2A	SF0088	S322	8/10/2000		0-15	153	1 *U*	25,300	285	16,200	431 *J*	
ONON2A	SF0089	S322	8/10/2000		15-30	193	1 *U*	29,700	351	19,300	470 *J*	
ONON2A	SF0094	S325	7/14/2000		0-2	33.1	1.2 *U*	11,800	32.3	5,460	844	
ONON2A	SF0095	S325	7/14/2000		2-15	30.4	1.2 *U*	10,500	28.9	5,190	638	
ONON2A	SF0096	S325	7/14/2000		15-30	44.5	1.2 *U*	14,400	37	5,740	748	
ONON2A	SF0101	S328	7/15/2000		0-15	43.5 *J*	0.83 *U*	9,130	49.2 *J*	5,290 *J*	286	
ONON2A	SF0102	S328	7/15/2000		15-30	2.8 *J*	0.93 *U*	2,060	0.8 *J*	3,450 *J*	137	
ONON2A	SF0103	S329	7/16/2000		0-15	5.1	0.95 *U*	1,780	4.5	2,700	276	
ONON2A	SF0104	S329	7/16/2000		15-30	1.6	0.87 *U*	2,130	0.39	2,920	162	
ONON2A	SF0105	S330	7/16/2000		0-15	8.1	0.81 *U*	3,750	13.1	3,560	217	
ONON2A	SF0106	S330	7/16/2000		15-30	3	0.86 *U*	1,820	1.6	2,840	140	
ONON2A	SF0134	S333	8/2/2000		0-15	189	1.8 *U*	22,200	89.8	4,420	221	
ONON2A	SF0135	S333	8/2/2000		15-30	103	1.7 *U*	20,700	102	3,040	183	
ONON2A	SF0153	S334	8/2/2000		0-15	237	1.2	35,200	393	4,360	326	
ONON2A	SF0154	S334	8/2/2000		15-30	237	1.6	31,600	148	8,660	263	
ONON2A	SF0115	S335	8/2/2000		0-15	194	1.7 *U*	27,700	200	5,410	291	
ONON2A	SF0116	S335	8/2/2000		15-30	185	0.77 *U*	28,300	141	7,230	233	
ONON2A	SF0117	S336	8/3/2000		0-15	42.7 *J*	0.57 *U*	12,900	75.7 *J*	13,300	297	
ONON2A	SF0118	S336	8/3/2000		15-30	446 *J*	0.9 *U*	42,000	2,050 *J*	5,070	850	
ONON2A	SF0124	S339	8/3/2000		0-15	366 *J*	1.8	35,800	613 *J*	3,840	784	
ONON2A	SF0125	S339	8/3/2000		15-30	363 *J*	1.8	31,700	455 *J*	6,110	730	

Table A-3A. (cont.)

Survey	Sample Number	Survey Station	Date	Duplicates	Depth (cm)	Mercury mg/kg	Nickel mg/kg	Potassium mg/kg	Selenium mg/kg	Silver mg/kg	Sodium mg/kg	Thallium mg/kg	Vanadium mg/kg	Zinc mg/kg
O-SEDCHM	S00519	S47	7/24/1992		0-2	0.49	40.2 *J*							79.4 *J*
ONON2A	VC0196	S307	7/18/2000		0-15	0.41	132	94.9 *J*	1.6	0.11 *U*	4,740	0.74 *U*	27.4	57
ONON2A	VC0197	S307	7/18/2000		15-30	0.077	12.8	174 *J*	1.2	0.11 *U*	7,020	0.75 *U*	3.3	27.6
ONON2A	VC0207	S311	7/20/2000		0-15	16 *J*	23	129	0.97 *U*	0.2 *U*	3,240	1.3 *U*	10.1 *J*	66.9
ONON2A	VC0208	S311	7/20/2000		15-30	0.75 *J*	32.9	116	1.1	0.35	4,210	1.2 *U*	8.7 *J*	64.5
ONON2A	VC0187	S313	7/18/2000		0-15	8.8	35.3	1,170 *J*	1.2	1	1,770	0.8 *U*	14.7	190
ONON2A	VC0188	S313	7/18/2000		15-30	4.7	23.5	1,020 *J*	0.82	0.47	1,160	0.64 *U*	17.7	134
ONON2A	SF0072	S314	8/10/2000		0-15	41.6	59	769	0.9	2.8	2,200 *J*	1.1 *U*	13.7 *J*	186
ONON2A	SF0073	S314	8/10/2000		15-30	38.3	50.6	341	0.89	2	2,500 *J*	1.1 *U*	14 *J*	170
ONON2A	SF0076	S316	8/10/2000		0-15	0.35	4.6	355	0.49 *U*	0.11	383 *J*	0.64 *U*	5.4 *J*	53.2
ONON2A	SF0077	S316	8/10/2000		15-30	0.036 *U*	6.3	723	0.47 *U*	0.14	1,030 *J*	0.62 *U*	7.3 *J*	25.1
ONON2A	VC0189	S318	7/14/2000		0-15	0.91 *J*	8.9	251	0.48 *U*	0.36	1,570	0.63 *U*	4.1	83.8
ONON2A	VC0190	S318	7/14/2000		15-30	1.2 *J*	9.4	275	0.47 *U*	3.4	1,930	0.62 *U*	4.3	127
ONON2A	SF0086	S321	8/4/2000		0-15	0.21 *J*	6.3	391	0.52 *U*	0.2	614 *J*	0.69 *U*	3.7	87.9
ONON2A	SF0087	S321	8/4/2000		15-30	0.092 *J*	2.4	221	0.48 *U*	0.098 *U*	966 *J*	0.64 *U*	2.6	25.3
ONON2A	SF0088	S322	8/10/2000		0-15	1	50.9	3,480	0.76 *U*	5.2	1,250 *J*	1.1	29.4 *J*	383
ONON2A	SF0089	S322	8/10/2000		15-30	1.1	62.7	3,820	0.74 *U*	6.2	2,520 *J*	1.2	34.6 *J*	426
ONON2A	SF0094	S325	7/14/2000		0-2	0.072	107	721	1.8	0.18 *U*	1,550	1.2 *U*	23.4	136
ONON2A	SF0095	S325	7/14/2000		2-15	0.17	97.2	660	1.9	0.18 *U*	1,380	1.2 *U*	22	120
ONON2A	SF0096	S325	7/14/2000		15-30	0.24	179	740	2.4	0.18 *U*	1,880	1.2 *U*	34	144
ONON2A	SF0101	S328	7/15/2000		0-15	0.72 *J*	111	533	1.2 *U*	0.12 *U*	6,300	0.81 *U*	25.9	98.5
ONON2A	SF0102	S328	7/15/2000		15-30	0.053 *UJ*	2.6	311	0.89	0.14 *U*	9,000	0.92 *U*	2.2	23.1
ONON2A	SF0103	S329	7/16/2000		0-15	0.11	5.3	200	0.71 *U*	0.14 *U*	5,170	0.94 *U*	2.1	21.8
ONON2A	SF0104	S329	7/16/2000		15-30	0.049 *U*	3	168	0.83	0.13 *U*	7,390	0.85 *U*	1.6	16.5
ONON2A	SF0105	S330	7/16/2000		0-15	0.43	22.4	239	1.2 *U*	0.12 *U*	3,170	0.79 *U*	5.3	30.8
ONON2A	SF0106	S330	7/16/2000		15-30	0.14	3.8	175	0.83	0.13 *U*	4,510	0.84 *U*	1.9	13.8
ONON2A	SF0134	S333	8/2/2000		0-15	1.6	61.1	449	3.4	0.36	3,440	0.87 *U*	33.3	116 *J*
ONON2A	SF0135	S333	8/2/2000		15-30	1.1	27	388	2.9	0.25	7,280	0.83 *U*	19.8	131 *J*
ONON2A	SF0153	S334	8/2/2000		0-15	4.2	206	736	3.8	0.47	2,170	0.77 *U*	55.3	187 *J*
ONON2A	SF0154	S334	8/2/2000		15-30	6.5	88.1	1,510	3	0.23	2,970	0.76 *U*	32.3	108 *J*
ONON2A	SF0115	S335	8/2/2000		0-15	2.1	159	1,090	3.4	0.53	4,210	0.92	63.5	185 *J*
ONON2A	SF0116	S335	8/2/2000		15-30	3.5	77.2	1,570	2.6	0.27	6,300	0.76 *U*	26.3	122 *J*
ONON2A	SF0117	S336	8/3/2000		0-15	7.7	71.4 *J*	812	0.9 *J*	0.085 *U*	1,940 *J*	0.56 *UJ*	43.2 *J*	137 *J*
ONON2A	SF0118	S336	8/3/2000		15-30	14.1	1,060 *J*	1,210	3.9 *J*	1.2	10,800 *J*	0.88 *UJ*	174 *J*	2,260 *J*
ONON2A	SF0124	S339	8/3/2000		0-15	6.4	1,080 *J*	594	3 *J*	0.99	7,300 *J*	0.92 *UJ*	168 *J*	234 *J*
ONON2A	SF0125	S339	8/3/2000		15-30	3	863 *J*	793	2.7 *J*	0.75	13,300 *J*	1 *UJ*	122 *J*	196 *J*

Table A-3A. (cont.)

Survey	Sample Number	Survey Station	Date	Duplicates	Depth (cm)	Aluminum mg/kg	Antimony mg/kg	Arsenic mg/kg	Barium mg/kg	Beryllium mg/kg	Cadmium mg/kg	Calcium mg/kg	Chromium mg/kg	Cobalt mg/kg
ONON2A	SF0123	S340	8/15/2000	1	0-2	1,630 *J*	0.36 *UJ*	17.1 *J*	229 *J*	0.15 *J*	0.15 *J*	304,000 *J*	58.3 *J*	7.1 *J*
ONON2A	SF0123_R	S340	8/15/2000	2	0-2	3,020 *J*	0.53 *J*	18.7 *J*	1,640 *J*	0.27 *J*	0.26 *J*	317,000 *J*	13.7 *J*	2.2 *J*
ONON2A	SF0126	S340	8/3/2000		0-15	2,770	0.46 *J*	8.5	952 *J*	0.26 *J*	0.13 *J*	260,000	12.5	1.4 *J*
ONON2A	SF0127	S340	8/3/2000		15-30	3,760	0.38 *UJ*	8.7	2,750 *J*	0.31 *J*	0.066 *J*	266,000	42.5	1.8 *J*
ONON2A	SF0128	S341	8/4/2000		0-15	6,390	0.78 *J*	9.4	1,010	0.53	0.19	297,000	10.2 *J*	3.1
ONON2A	SF0129	S341	8/4/2000		15-30	7,430	0.53 *J*	8.4	22,600	0.57	0.071 *U*	257,000	10.8 *J*	7.8
ONON2A	SF0132	S343	8/4/2000		0-15	3,350	0.59 *J*	7.3	1,090	0.44	0.88	329,000	20.7 *J*	2.7
ONON2A	SF0133	S343	8/4/2000		15-30	3,010	0.36 *J*	4.4	558	0.28	1.2	331,000	14.3 *J*	1.7
ONON2A	SF0136	S345	8/4/2000		0-15	8,230	0.68 *J*	11.8	2,070	0.65	0.35	276,000	19.2 *J*	4
ONON2A	SF0137	S345	8/4/2000		15-30	6,700	0.92 *J*	11.5	1,350	0.52	0.62	287,000	18 *J*	3.4
ONON2A	SF0138	S346	8/4/2000		0-15	3,080	0.46 *J*	4.8	776	0.32	0.91	318,000	18 *J*	2.2
ONON2A	SF0139	S346	8/4/2000		15-30	2,410	0.34 *J*	3.9	1,410	0.24	2.3	324,000	18.2 *J*	1.8
ONON2A	SF0140	S347	8/4/2000		0-15	6,200	0.54 *J*	10.4	1,360	0.54	0.62	282,000	18.4 *J*	4.4
ONON2A	SF0141	S347	8/4/2000		15-30	8,770	0.88 *J*	12.1	1,540	0.71	0.37	280,000	15 *J*	4.3
ONON2A	SF0142	S348	8/5/2000		0-15	4,000	0.59 *J*	7.4	284	0.36	0.86	339,000	19.4 *J*	2.1
ONON2A	SF0143	S348	8/5/2000		15-30	2,840	0.47 *UJ*	5.8	242	0.27	0.64	322,000	13.6 *J*	1.2
ONON2A	SF0144	S349	8/5/2000		0-15	3,980	0.39 *UJ*	6.9	783 *J*	0.37	1.4	309,000	44.1	3.5
ONON2A	SF0145	S349	8/5/2000		15-30	5,590	0.42 *UJ*	8.5	436 *J*	0.54	3	274,000	60.9	6.3
ONON2A	SF0146	S350	8/5/2000		0-15	4,590	0.58 *J*	7.1	1,230 *J*	0.38	0.72	313,000	36.2	3.2
ONON2A	SF0147	S350	8/5/2000		15-30	3,260	0.45 *J*	5.5	496 *J*	0.29	0.67	334,000	20.6	1.9
ONON2A	SF0149	S351	8/5/2000		0-15	2,520	0.27 *UJ*	3.4	109 *J*	0.33	0.82	326,000	47.5	5.1
ONON2A	SF0150	S351	8/5/2000		15-30	4,880	0.36 *UJ*	6.1	308 *J*	0.43	1.7	248,000	68	5.5
ONON2A	SF0173	S351	8/15/2000		0-2	5,760	0.9	5.9	405	0.44	1.1	281,000	57.9	5.5
ONON2A	SF0151	S352	8/10/2000		0-15	5,590	1.2	5.2	242	0.41	2.6	143,000	87.3	6.5
ONON2A	SF0152	S352	8/10/2000		15-30	7,210	0.8 *J*	7.4	344	0.47	4.4	216,000	108	5.7
ONON2A	SF0113	S353	7/27/2000		0-15	3,100	0.46 *J*	3.5	188	0.37	2.2	151,000	60.7	5.4
ONON2A	SF0114	S353	7/27/2000		15-30	2,560	0.48 *J*	2.5	115	0.25	2.4	90,500	49.8	4.2
ONON2A	SF0024	S366	8/15/2000		0-15	2,210	0.36 *U*	0.62	111	0.18	0.14	336,000	10.7	0.84
ONON2A	SF0025	S366	8/15/2000		15-30	1,980	0.36 *U*	0.42 *U*	107	0.15	0.053 *U*	340,000	3.7	0.61
ONON2A	SF0026	S367	8/15/2000		0-2	1,790	0.35 *U*	0.93	110 *J*	0.22	2.5	311,000	71.1	1.9
ONON2A	SF0027	S367	8/15/2000		2-15	2,660	0.36 *U*	0.69	106	0.21	1.1	329,000	37.1	1.3
ONON2A	SF0028	S367	8/15/2000		15-30	3,270	0.38 *U*	0.7	95.9	0.18	0.057 *U*	324,000	4.9	0.54
ONON2A	SF0170	S434	8/9/2000		0-15	1,000 *J*	0.34 *UJ*	0.62	98 *J*	0.11	0.049 *U*	332,000 *J*	26.5 *J*	2.9 *J*
ONON2A	SF0171	S434	8/9/2000		15-30	1,600 *J*	0.36 *UJ*	0.63	94.1 *J*	0.13	0.053 *U*	320,000 *J*	3.8 *J*	0.39
ONON2A	SF0172	S435	8/9/2000		0-5	1,950 *J*	0.83 *J*	9.9 *J*	188 *J*	0.18	0.23	219,000 *J*	159 *J*	14.7 *J*
ONON2A	PC0046	S402	7/21/2000	CL1	0-4									

Table A-3A. (cont.)

Survey	Sample Number	Survey Station	Date	Duplicates	Depth (cm)	Copper mg/kg	Cyanide mg/kg	Iron mg/kg	Lead mg/kg	Magnesium mg/kg	Manganese mg/kg	Methylmercury µg/kg
ONON2A	SF0123	S340	8/15/2000	1	0-2	13.4 *J*	0.94 *UJ*	3,770 *J*	16.1 *J*	5,260 *J*	305 *J*	
ONON2A	SF0123_R	S340	8/15/2000	2	0-2	28.6 *J*	2 *J*	4,370 *J*	23.6 *J*	12,400 *J*	241 *J*	
ONON2A	SF0126	S340	8/3/2000		0-15	42.2 *J*	3.8	5,670	21.5 *J*	12,400	160	
ONON2A	SF0127	S340	8/3/2000		15-30	41.9 *J*	3.7	3,900	26.1 *J*	14,500	182	
ONON2A	SF0128	S341	8/4/2000		0-15	37 *J*	1.3	5,780	30.9	15,800	250	
ONON2A	SF0129	S341	8/4/2000		15-30	22.9 *J*	3.3	5,730	14.1	24,900	313	
ONON2A	SF0132	S343	8/4/2000		0-15	132 *J*	0.94	4,840	34.5	9,940	208	
ONON2A	SF0133	S343	8/4/2000		15-30	62.4 *J*	2	3,810	29.5	11,300	191	
ONON2A	SF0136	S345	8/4/2000		0-15	50.8 *J*	6.4	8,970	20	30,900	340	
ONON2A	SF0137	S345	8/4/2000		15-30	52.2 *J*	12	7,270	22.8	39,800	414	
ONON2A	SF0138	S346	8/4/2000		0-15	58.2 *J*	0.77 *U*	4,390	36.3	7,410	231	
ONON2A	SF0139	S346	8/4/2000		15-30	94 *J*	1.2	4,010	46.6	7,690	185	
ONON2A	SF0140	S347	8/4/2000		0-15	27.6 *J*	0.91 *U*	7,600	21.1	17,900	405	
ONON2A	SF0141	S347	8/4/2000		15-30	31.1 *J*	5	8,430	19.1	26,200	242	
ONON2A	SF0142	S348	8/5/2000		0-15	27.8	1.4 *U*	5,130	91.7	24,900	327 *J*	
ONON2A	SF0143	S348	8/5/2000		15-30	28	1.3	3,090	47.1	22,100	173 *J*	
ONON2A	SF0144	S349	8/5/2000		0-15	50.1 *J*	1 *U*	7,500	50.4	13,100 *J*	246	
ONON2A	SF0145	S349	8/5/2000		15-30	66.9 *J*	1.1 *U*	8,620	83.7	16,300 *J*	260	
ONON2A	SF0146	S350	8/5/2000		0-15	41 *J*	1.3 *U*	7,760	78.1	26,900 *J*	348	
ONON2A	SF0147	S350	8/5/2000		15-30	35.2 *J*	1.2 *U*	6,380	49.6	19,000 *J*	198	
ONON2A	SF0149	S351	8/5/2000		0-15	31.5 *J*	0.72 *U*	6,750	88.6	12,500 *J*	232	
ONON2A	SF0150	S351	8/5/2000		15-30	181 *J*	0.96 *U*	10,400	107	25,200 *J*	281	
ONON2A	SF0173	S351	8/15/2000		0-2	64.1	1.2 *U*	10,600	124	9,600	299	
ONON2A	SF0151	S352	8/10/2000		0-15	86.7	0.96 *U*	12,500	750	11,200	186	
ONON2A	SF0152	S352	8/10/2000		15-30	110	0.9 *U*	11,300	845	12,800	210 *J*	
ONON2A	SF0113	S353	7/27/2000		0-15	71.2	0.73 *U*	11,500	101	5,200	175	
ONON2A	SF0114	S353	7/27/2000		15-30	55	0.65 *U*	8,050	104	5,800	138	
ONON2A	SF0024	S366	8/15/2000		0-15	6	0.94 *U*	3,650	4	3,610	228	
ONON2A	SF0025	S366	8/15/2000		15-30	2.6	0.94 *U*	3,380	0.85	3,520	184	
ONON2A	SF0026	S367	8/15/2000		0-2	34.3 *J*	0.92 *U*	4,350	17.5	3,550	364	
ONON2A	SF0027	S367	8/15/2000		2-15	18.4	0.95 *U*	4,600	8.3	4,510	279	
ONON2A	SF0028	S367	8/15/2000		15-30	3.9	1 *U*	4,440	1.4	3,960	170	
ONON2A	SF0170	S434	8/9/2000		0-15	4.6 *J*	0.88 *U*	2,470 *J*	3.8 *J*	3,120 *J*	151 *J*	
ONON2A	SF0171	S434	8/9/2000		15-30	2.5 *J*	0.94 *U*	2,410 *J*	0.88 *J*	3,390 *J*	114 *J*	
ONON2A	SF0172	S435	8/9/2000		0-5	56.7 *J*	0.82 *U*	9,590 *J*	38.7 *J*	4,710 *J*	155 *J*	
ONON2A	PC0046	S402	7/21/2000	CL1	0-4							1.12

Table A-3A. (cont.)

Survey	Sample Number	Survey Station	Date	Duplicates	Depth (cm)	Mercury mg/kg	Nickel mg/kg	Potassium mg/kg	Selenium mg/kg	Silver mg/kg	Sodium mg/kg	Thallium mg/kg	Vanadium mg/kg	Zinc mg/kg
ONON2A	SF0123	S340	8/15/2000	1	0-2	1 *J*	20.6 *J*	469 *J*	0.87 *J*	0.14 *UJ*	2,030 *J*	0.92 *UJ*	9.2 *J*	54.7 *J*
ONON2A	SF0123_R	S340	8/15/2000	2	0-2	2.6 *J*	8.2 *J*	40.1 *J*	1.6 *J*	0.19 *J*	5,690 *J*	0.96 *UJ*	7.1 *J*	44.9 *J*
ONON2A	SF0126	S340	8/3/2000		0-15	2.5	9.7 *J*	168	0.87 *J*	0.49	7,020 *J*	0.79 *UJ*	6.2 *J*	39.9 *J*
ONON2A	SF0127	S340	8/3/2000		15-30	2.2	7.8 *J*	260	0.8 *J*	0.23	10,300 *J*	0.99 *UJ*	7.2 *J*	43.7 *J*
ONON2A	SF0128	S341	8/4/2000		0-15	2.5	14.9	712 *J*	1.6	0.44	4,730 *J*	0.88	12.9	47
ONON2A	SF0129	S341	8/4/2000		15-30	0.74	10	318 *J*	1.3	0.19 *U*	10,200 *J*	1.2 *U*	13.6	22.7
ONON2A	SF0132	S343	8/4/2000		0-15	2.8	27.2	90.4 *J*	1.2	0.39	3,360 *J*	0.85 *U*	7.5	47.8
ONON2A	SF0133	S343	8/4/2000		15-30	1.9	18.8	153 *J*	0.97	0.32	4,210 *J*	0.88 *U*	5.9	38.5
ONON2A	SF0136	S345	8/4/2000		0-15	0.59	25.3	313 *J*	0.9 *U*	0.18 *U*	2,530 *J*	1.2 *U*	15.2	30.6
ONON2A	SF0137	S345	8/4/2000		15-30	0.39	22.5	213 *J*	1.6	0.24 *U*	5,360 *J*	1.6 *U*	11.7	51.9
ONON2A	SF0138	S346	8/4/2000		0-15	1.8	20.4	411 *J*	1.1 *U*	0.29	2,880 *J*	0.76 *U*	6.4	53.7
ONON2A	SF0139	S346	8/4/2000		15-30	1.7	21.5	88.2 *J*	1.2 *U*	0.38	3,420 *J*	0.81 *U*	4.6	57.9
ONON2A	SF0140	S347	8/4/2000		0-15	1.4	19.5	357 *J*	1.5	0.16	2,090 *J*	0.89 *U*	11.5	63.3
ONON2A	SF0141	S347	8/4/2000		15-30	1.5	20	851 *J*	0.98	0.17 *U*	3,180 *J*	1.1 *U*	14.9	92.5
ONON2A	SF0142	S348	8/5/2000		0-15	3.1 *J*	20.8	14.6 *U*	1.1 *U*	0.28	4,030 *J*	1.4 *U*	7.4 *J*	53.7
ONON2A	SF0143	S348	8/5/2000		15-30	2.1 *J*	16	12.7 *U*	0.92 *U*	0.26	5,510 *J*	1.2 *U*	5.3	30 *J*
ONON2A	SF0144	S349	8/5/2000		0-15	2 *J*	23.2	167	1.1	0.41	11,600	1 *U*	9.3	100 *J*
ONON2A	SF0145	S349	8/5/2000		15-30	1.8 *J*	26.4	159	2	1	13,700	1.1 *U*	10.7	144 *J*
ONON2A	SF0146	S350	8/5/2000		0-15	10.1 *J*	63.3	13.6 *U*	0.99 *U*	0.2 *U*	6,460	1.3 *U*	7.9	65.2 *J*
ONON2A	SF0147	S350	8/5/2000		15-30	13.9 *J*	25.1	11.9 *U*	1.4	0.18 *U*	8,630	1.1 *U*	5.6	50.6 *J*
ONON2A	SF0149	S351	8/5/2000		0-15	6.1 *J*	25.5	899	1.2	0.61	888	0.7 *U*	7.3	87.8 *J*
ONON2A	SF0150	S351	8/5/2000		15-30	11.8 *J*	32.6	916	1.3	0.96	1,730	0.94 *U*	14.5	162 *J*
ONON2A	SF0173	S351	8/15/2000		0-2	12.2	27.5	1,290	1.2	1.4	2,010	1.2 *U*	16.3	160
ONON2A	SF0151	S352	8/10/2000		0-15	18.2	32.4	1,170	0.78	1.8	4,120 *J*	0.97	14.2	218 *J*
ONON2A	SF0152	S352	8/10/2000		15-30	37	41.1	1,570	0.67 *U*	2.7	10,100	1.3	15.9	241
ONON2A	SF0113	S353	7/27/2000		0-15	11.7	32.4	471	0.54 *U*	0.51	2,100	0.71 *U*	6.7	162
ONON2A	SF0114	S353	7/27/2000		15-30	2	24.3	437	0.64	0.45	3,420	0.64 *U*	6.2	134
ONON2A	SF0024	S366	8/15/2000		0-15	0.053 *U*	4.2	659	0.93	0.14 *U*	3,690	0.92 *U*	3.7	27.7
ONON2A	SF0025	S366	8/15/2000		15-30	0.054 *U*	4.1	521	0.7 *U*	0.14 *U*	7,030	0.92 *U*	3.1	21.2
ONON2A	SF0026	S367	8/15/2000		0-2	0.7 *J*	8.8	507	1	0.52	1,060 *J*	0.9 *U*	3.9	80.8
ONON2A	SF0027	S367	8/15/2000		2-15	0.33	6.5	851	0.73	0.14 *U*	1,230	0.93 *U*	4.5	57.7
ONON2A	SF0028	S367	8/15/2000		15-30	0.091	4.2	1,060	0.93	0.15 *U*	1,990	0.99 *U*	5	20.6
ONON2A	SF0170	S434	8/9/2000		0-15	0.056	9.1 *J*	160 *J*	1.2 *J*	0.13 *U*	4,490 *J*	0.87 *U*	4.3 *J*	24.3 *J*
ONON2A	SF0171	S434	8/9/2000		15-30	0.053 *U*	3 *J*	351 *J*	1.1 *J*	0.14 *U*	9,140 *J*	0.92 *U*	2.6 *J*	12.4 *J*
ONON2A	SF0172	S435	8/9/2000		0-5	0.18	72.6 *J*	48.3 *J*	5.4 *J*	1.7 *J*	4,460 *J*	0.81 *U*	22.8 *J*	50.5 *J*
ONON2A	PC0046	S402	7/21/2000	CL1	0-4	3.89								

Table A-3A. (cont.)

Survey	Sample Number	Survey Station	Date	Duplicates	Depth (cm)	Aluminum mg/kg	Antimony mg/kg	Arsenic mg/kg	Barium mg/kg	Beryllium mg/kg	Cadmium mg/kg	Calcium mg/kg	Chromium mg/kg	Cobalt mg/kg
ONON2A	PC0047	S402	7/21/2000	CL1	4-8									
ONON2A	PC0049	S402	7/21/2000	CL2	0-4									
ONON2A	PC0050	S402	7/21/2000	CL2	4-8									
ONON2A	PC0052	S402	7/21/2000	CL3	0-4									
ONON2A	PC0053	S402	7/21/2000	CL3	4-8									
ONON2A	BC0009	S402	7/30/2000		0-2									
ONON2A	BC0010	S402	7/30/2000		2-10									
ONON2A	BC0013	S403	7/30/2000		0-2									
ONON2A	BC0014	S403	7/30/2000		2-14									
ONON2A	BC0015	S404	7/31/2000		0-2									
ONON2A	BC0016	S404	7/31/2000		2-8									
ONON2A	BC0019	S406	7/31/2000		0-2									
ONON2A	BC0020	S406	7/31/2000		2-15									

Table A-3A. (cont.)

Survey	Sample Number	Survey Station	Date	Duplicates	Depth (cm)	Copper mg/kg	Cyanide mg/kg	Iron mg/kg	Lead mg/kg	Magnesium mg/kg	Manganese mg/kg	Methylmercury µg/kg
ONON2A	PC0047	S402	7/21/2000	CL1	4-8							1
ONON2A	PC0049	S402	7/21/2000	CL2	0-4							1.99
ONON2A	PC0050	S402	7/21/2000	CL2	4-8							0.608
ONON2A	PC0052	S402	7/21/2000	CL3	0-4							0.438
ONON2A	PC0053	S402	7/21/2000	CL3	4-8							0.886
ONON2A	BC0009	S402	7/30/2000		0-2							16.2
ONON2A	BC0010	S402	7/30/2000		2-10							17.6
ONON2A	BC0013	S403	7/30/2000		0-2							3.49
ONON2A	BC0014	S403	7/30/2000		2-14							0.68
ONON2A	BC0015	S404	7/31/2000		0-2							8.7
ONON2A	BC0016	S404	7/31/2000		2-8							12
ONON2A	BC0019	S406	7/31/2000		0-2							41.7
ONON2A	BC0020	S406	7/31/2000		2-15							19.5

Table A-3A. (cont.)

Survey	Sample Number	Survey Station	Date	Duplicates	Depth (cm)	Mercury mg/kg	Nickel mg/kg	Potassium mg/kg	Selenium mg/kg	Silver mg/kg	Sodium mg/kg	Thallium mg/kg	Vanadium mg/kg	Zinc mg/kg
ONON2A	PC0047	S402	7/21/2000	CL1	4-8	2.45								
ONON2A	PC0049	S402	7/21/2000	CL2	0-4	5.24								
ONON2A	PC0050	S402	7/21/2000	CL2	4-8	1.65								
ONON2A	PC0052	S402	7/21/2000	CL3	0-4	3.64 *J*								
ONON2A	PC0053	S402	7/21/2000	CL3	4-8	2.01								
ONON2A	BC0009	S402	7/30/2000		0-2	1.8								
ONON2A	BC0010	S402	7/30/2000		2-10	1.6								
ONON2A	BC0013	S403	7/30/2000		0-2	1								
ONON2A	BC0014	S403	7/30/2000		2-14	0.97								
ONON2A	BC0015	S404	7/31/2000		0-2	22.4								
ONON2A	BC0016	S404	7/31/2000		2-8	25.7								
ONON2A	BC0019	S406	7/31/2000		0-2	40.4								
ONON2A	BC0020	S406	7/31/2000		2-15	64.8								

Notes: *J* - estimated

U - not detected at reported quantitation limit

CL-1, CL-2, and CL-3 are co-located borings. Although they are not true field replicates, they were collected with the intent of assessing the spatial heterogeneity of samples collected at essentially the same location. As such, these three samples (CL-1, 2, and 3) were treated in the same manner as field replicates for the purposes of the HHRA.

Table A-3B. Southern Basin Nearshore Sediments – Volatile Organic Compound Data

Survey	Sample Number	Survey Station	Date	Duplicates	Depth (cm)	1,1,1-Trichloro-ethane (µg/kg)	1,1,2,2-Tetrachloro-ethane (µg/kg)	1,1,2-Trichloro-ethane (µg/kg)	1,1-Dichloro-ethane (µg/kg)	1,1-Dichloro-ethene (µg/kg)	1,2-Dichloro-ethane (µg/kg)	1,2-Dichloro-ethene (Total) (µg/kg)	1,2-Dichloro-propane (µg/kg)
O-SEDCHM	S00014	P1	5/8/1992		0 - 30	5,300 *U*	5,300 *U*	5,300 *U*	5,300 *U*	5,300 *U*	5,300 *U*	5,300 *U*	5,300 *U*
O-SEDCHM	S00001	P10	5/7/1992		0 - 30	15 *U*	15 *U*	15 *U*	15 *U*	15 *U*	15 *U*	15 *U*	15 *U*
O-SEDCHM	S00062	P16	5/11/1992	1	0 - 30	110 *U*	110 *U*	110 *U*	110 *U*	110 *U*	110 *U*	110 *U*	110 *U*
O-SEDCHM	S00065	P16	5/11/1992	2	0 - 30	58 *U*	58 *U*	58 *U*	58 *U*	58 *U*	58 *U*	58 *U*	58 *U*
O-SEDCHM	S00066	P16	5/11/1992	3	0 - 30	52 *U*	52 *U*	52 *U*	52 *U*	52 *U*	52 *U*	52 *U*	52 *U*
O-SEDCHM	S00017	P20	5/8/1992		0 - 30	5,900 *U*	5,900 *U*	5,900 *U*	5,900 *U*	5,900 *U*	5,900 *U*	5,900 *U*	5,900 *U*
O-SEDCHM	S00007	P36	5/8/1992		0 - 30	13 *U*	13 *U*	13 *U*	13 *U*	13 *U*	13 *U*	13 *U*	13 *U*
O-SEDCHM	S00051	P46	5/10/1992		0 - 30	76 *U*	76 *U*	76 *U*	76 *U*	76 *U*	76 *U*	76 *U*	76 *U*
O-SEDCHM	S00004	P6	5/7/1992		0 - 30	11 *U*	11 *U*	11 *U*	11 *U*	11 *U*	11 *U*	11 *U*	11 *U*
O-SEDCHM	S00556	S1	8/2/1992	1	0 - 2	1,700 *U*	1,700 *U*	1,700 *U*	1,700 *U*	1,700 *U*	1,700 *U*	1,700 *U*	1,700 *U*
O-SEDCHM	S00557	S1	8/2/1992	2	0 - 2	15 *U*	15 *U*	15 *U*	15 *U*	15 *U*	15 *U*	15 *U*	15 *U*
O-SEDCHM	S00558	S1	8/2/1992	3	0 - 2	18 *U*	18 *U*	18 *U*	18 *U*	18 *U*	18 *U*	18 *U*	18 *U*
O-SEDCHM	S00546	S2	7/30/1992		0 - 2								
O-SEDCHM	S00613	S3	8/12/1992		0 - 2								
O-SEDCHM	S00653	S3	9/17/1992		0 - 2								
O-SEDCHM	S00340	S3	10/1/1992		0 - 30								
O-SEDCHM	S00547	S5	7/30/1992		0 - 2								
O-SEDCHM	S00582	S6	8/6/1992		0 - 2	14 *U*	14 *U*	14 *U*	14 *U*	14 *U*	14 *U*	14 *U*	14 *U*
O-SEDCHM	S00555	S7	8/2/1992		0 - 2								
O-SEDCHM	S00572	S10	8/4/1992		0 - 2	17 *U*	17 *UJ*	17 *U*	17 *U*	17 *U*	17 *U*	17 *U*	17 *U*
O-SEDCHM	S00567	S11	8/3/1992		0 - 2								
O-SEDCHM	S00162	S11	7/10/1992		0 - 30								
O-SEDCHM	S00565	S13	8/3/1992		0 - 2								
O-SEDCHM	S00542	S14	7/30/1992		0 - 2								
O-SEDCHM	S00566	S16	8/3/1992		0 - 2	16 *U*	16 *U*	16 *U*	16 *U*	16 *U*	16 *U*	16 *U*	16 *U*
O-SEDCHM	S00562	S17	8/3/1992	1	0 - 2								
O-SEDCHM	S00563	S17	8/3/1992	2	0 - 2								
O-SEDCHM	S00564	S17	8/3/1992	3	0 - 2								
O-SEDCHM	S00560	S20	8/2/1992		0 - 2	3,000 *U*	3,000 *U*	3,000 *U*	3,000 *U*	3,000 *U*	3,000 *U*	3,000 *U*	3,000 *U*
O-SEDCHM	S00540	S21	7/30/1992		0 - 2								
O-SEDCHM	S00580	S26	8/6/1992		0 - 2								
O-SEDCHM	S00533	S28	7/28/1992		0 - 2								
O-SEDCHM	S00573	S34	8/4/1992		0 - 2								
O-SEDCHM	S00535	S35	7/28/1992		0 - 2								
O-SEDCHM	S00532	S36	7/27/1992		0 - 2	18 *UJ*	18 *UJ*	18 *UJ*	18 *UJ*	18 *UJ*	18 *UJ*	18 *UJ*	18 *UJ*
O-SEDCHM	S00521	S37	7/24/1992		0 - 2								

Table A-3B. (cont.)

Survey	Sample Number	Survey Station	Date	Duplicates	Depth (cm)	2-Butanone (µg/kg)	2-Hexanone (µg/kg)	4-Methyl-2-pentanone (µg/kg)	Acetone (µg/kg)	Benzene (µg/kg)	Bromodichloro-methane (µg/kg)	Bromoform (µg/kg)	Bromomethane (µg/kg)
O-SEDCHM	S00014	P1	5/8/1992		0 - 30	5,300 *U*	5,300 *U*	5,300 *U*	5,300 *U*	5,900	5,300 *U*	5,300 *U*	5,300 *U*
O-SEDCHM	S00001	P10	5/7/1992		0 - 30	15 *U*	15 *U*	15 *U*	15 *U*	15 *U*	15 *U*	15 *U*	15 *U*
O-SEDCHM	S00062	P16	5/11/1992	1	0 - 30	220 *J*	110 *U*	110 *U*	220 *UJ*	18 *J*	110 *U*	110 *U*	110 *U*
O-SEDCHM	S00065	P16	5/11/1992	2	0 - 30	330	58 *U*	58 *U*	780	53 *J*	58 *U*	58 *U*	58 *U*
O-SEDCHM	S00066	P16	5/11/1992	3	0 - 30	420	52 *U*	52 *U*	630	40 *J*	52 *U*	52 *U*	52 *U*
O-SEDCHM	S00017	P20	5/8/1992		0 - 30	5,900 *U*	5,900 *U*	5,900 *U*	5,900 *U*	5,000 *J*	5,900 *U*	5,900 *U*	5,900 *U*
O-SEDCHM	S00007	P36	5/8/1992		0 - 30	13 *U*	13 *U*	13 *U*	54	13 *U*	13 *U*	13 *U*	13 *U*
O-SEDCHM	S00051	P46	5/10/1992		0 - 30	280	76 *U*	76 *U*	230 *J*	76 *U*	76 *U*	76 *U*	76 *U*
O-SEDCHM	S00004	P6	5/7/1992		0 - 30	11 *U*	11 *U*	11 *U*	41	11 *U*	11 *U*	11 *U*	11 *U*
O-SEDCHM	S00556	S1	8/2/1992	1	0 - 2	1,700 *U*	1,700 *U*	1,700 *U*	1,700 *U*	1,900	1,700 *U*	1,700 *U*	1,700 *U*
O-SEDCHM	S00557	S1	8/2/1992	2	0 - 2	29 *J*	15 *U*	15 *U*	170	15 *U*	15 *U*	15 *U*	15 *UJ*
O-SEDCHM	S00558	S1	8/2/1992	3	0 - 2	32 *J*	18 *U*	18 *U*	230	18 *U*	18 *U*	18 *U*	18 *UJ*
O-SEDCHM	S00546	S2	7/30/1992		0 - 2					330 *J*			
O-SEDCHM	S00613	S3	8/12/1992		0 - 2								
O-SEDCHM	S00653	S3	9/17/1992		0 - 2					51			
O-SEDCHM	S00340	S3	10/1/1992		0 - 30					800 *J*			
O-SEDCHM	S00547	S5	7/30/1992		0 - 2					11 *UJ*			
O-SEDCHM	S00582	S6	8/6/1992		0 - 2	14 *U*	14 *U*	14 *U*	37	14 *U*	14 *U*	14 *U*	14 *UJ*
O-SEDCHM	S00555	S7	8/2/1992		0 - 2					7 *UJ*			
O-SEDCHM	S00572	S10	8/4/1992		0 - 2	28 *J*	17 *UJ*	17 *UJ*	120	17 *U*	17 *U*	17 *U*	17 *UJ*
O-SEDCHM	S00567	S11	8/3/1992		0 - 2					7 *U*			
O-SEDCHM	S00162	S11	7/10/1992		0 - 30					1,500 *U*			
O-SEDCHM	S00565	S13	8/3/1992		0 - 2					50 *UJ*			
O-SEDCHM	S00542	S14	7/30/1992		0 - 2					2,700 *U*			
O-SEDCHM	S00566	S16	8/3/1992		0 - 2	16 *U*	16 *U*	16 *U*	34	16 *U*	16 *U*	16 *U*	16 *UJ*
O-SEDCHM	S00562	S17	8/3/1992	1	0 - 2					11 *UJ*			
O-SEDCHM	S00563	S17	8/3/1992	2	0 - 2					10 *UJ*			
O-SEDCHM	S00564	S17	8/3/1992	3	0 - 2					10 *UJ*			
O-SEDCHM	S00560	S20	8/2/1992		0 - 2	2,900 *J*	3,000 *U*	3,000 *U*	3,000 *U*	750 *J*	3000 *U*	3,000 *U*	3,000 *U*
O-SEDCHM	S00540	S21	7/30/1992		0 - 2					1,100 *U*			
O-SEDCHM	S00580	S26	8/6/1992		0 - 2					8 *U*			
O-SEDCHM	S00533	S28	7/28/1992		0 - 2					5,700			
O-SEDCHM	S00573	S34	8/4/1992		0 - 2					8 *UJ*			
O-SEDCHM	S00535	S35	7/28/1992		0 - 2					10 *UJ*			
O-SEDCHM	S00532	S36	7/27/1992		0 - 2	18 *UJ*	18 *UJ*	18 *UJ*	40 *J*	8 *UJ*	18 *UJ*	18 *UJ*	18 *UJ*
O-SEDCHM	S00521	S37	7/24/1992		0 - 2					10 *UJ*			

Table A-3B. (cont.)

Survey	Sample Number	Survey Station	Date	Duplicates	Depth (cm)	Carbon disulfide (µg/kg)	Carbon tetrachloride (µg/kg)	Chlorobenzene (µg/kg)	Chloroethane (µg/kg)	Chloroform (µg/kg)	Chloromethane (µg/kg)	Cis-1,2-dichloro-ethene (µg/kg)	Cis-1,3-dichloro-propene (µg/kg)
O-SEDCHM	S00014	P1	5/8/1992		0 - 30	5,300 *U*	5,300 *U*	46,000	5,300 *U*	5,300 *U*	5,300 *U*		5,300 *U*
O-SEDCHM	S00001	P10	5/7/1992		0 - 30	15 *U*	15 *U*	15 *U*	15 *U*	15 *U*	15 *U*		15 *U*
O-SEDCHM	S00062	P16	5/11/1992	1	0 - 30	110 *U*	110 *U*	150	110 *U*	110 *U*	110 *U*		110 *U*
O-SEDCHM	S00065	P16	5/11/1992	2	0 - 30	58 *U*	58 *U*	220	58 *U*	58 *U*	58 *U*		58 *U*
O-SEDCHM	S00066	P16	5/11/1992	3	0 - 30	14 *J*	52 *U*	180	52 *U*	52 *U*	52 *U*		52 *U*
O-SEDCHM	S00017	P20	5/8/1992		0 - 30	5,900 *U*	5,900 *U*	4,800 *J*	5,900 *U*	5,900 *U*	5,900 *U*		5,900 *U*
O-SEDCHM	S00007	P36	5/8/1992		0 - 30	13 *U*	13 *U*	13 *U*	13 *U*	13 *U*	13 *U*		13 *U*
O-SEDCHM	S00051	P46	5/10/1992		0 - 30	76 *U*	76 *U*	76 *U*	76 *U*	76 *U*	76 *U*		76 *U*
O-SEDCHM	S00004	P6	5/7/1992		0 - 30	11 *U*	11 *U*	11 *U*	11 *U*	11 *U*	11 *U*		11 *U*
O-SEDCHM	S00556	S1	8/2/1992	1	0 - 2	1,700 *U*	1,700 *U*	30,000	1,700 *U*	1,700 *U*	1,700 *U*		1,700 *U*
O-SEDCHM	S00557	S1	8/2/1992	2	0 - 2	15 *U*	15 *U*	6 *J*	15 *U*	15 *U*	15 *U*		15 *U*
O-SEDCHM	S00558	S1	8/2/1992	3	0 - 2	18 *U*	18 *U*	10 *J*	18 *U*	18 *U*	18 *U*		18 *U*
O-SEDCHM	S00546	S2	7/30/1992		0 - 2			3,300					
O-SEDCHM	S00613	S3	8/12/1992		0 - 2								
O-SEDCHM	S00653	S3	9/17/1992		0 - 2			1,100					
O-SEDCHM	S00340	S3	10/1/1992		0 - 30			20,000					
O-SEDCHM	S00547	S5	7/30/1992		0 - 2			210 *J*					
O-SEDCHM	S00582	S6	8/6/1992		0 - 2	14 *UJ*	14 *U*	14 *U*	14 *U*	14 *U*	14 *U*		14 *U*
O-SEDCHM	S00555	S7	8/2/1992		0 - 2			7 *UJ*					
O-SEDCHM	S00572	S10	8/4/1992		0 - 2	17 *UJ*	17 *U*	7 *J*	17 *U*	17 *U*	17 *U*		17 *U*
O-SEDCHM	S00567	S11	8/3/1992		0 - 2			7 *U*					
O-SEDCHM	S00162	S11	7/10/1992		0 - 30			1,300 *J*					
O-SEDCHM	S00565	S13	8/3/1992		0 - 2			50 *UJ*					
O-SEDCHM	S00542	S14	7/30/1992		0 - 2			3,900					
O-SEDCHM	S00566	S16	8/3/1992		0 - 2	16 *UJ*	16 *U*	16 *U*	16 *U*	16 *U*	16 *U*		16 *U*
O-SEDCHM	S00562	S17	8/3/1992	1	0 - 2			11 *UJ*					
O-SEDCHM	S00563	S17	8/3/1992	2	0 - 2			10 *UJ*					
O-SEDCHM	S00564	S17	8/3/1992	3	0 - 2			10 *UJ*					
O-SEDCHM	S00560	S20	8/2/1992		0 - 2	3,000 *U*	3,000 *U*	1,100 *J*	3,000 *U*	3,000 *U*	3,000 *U*		3,000 *U*
O-SEDCHM	S00540	S21	7/30/1992		0 - 2			3,300					
O-SEDCHM	S00580	S26	8/6/1992		0 - 2			8 *U*					
O-SEDCHM	S00533	S28	7/28/1992		0 - 2			30,000					
O-SEDCHM	S00573	S34	8/4/1992		0 - 2			8 *UJ*					
O-SEDCHM	S00535	S35	7/28/1992		0 - 2			18 *J*					
O-SEDCHM	S00532	S36	7/27/1992		0 - 2	18 *UJ*	18 *UJ*	8 *UJ*	18 *UJ*	18 *UJ*	18 *UJ*		18 *UJ*
O-SEDCHM	S00521	S37	7/24/1992		0 - 2			10 *UJ*					

Table A-3B. (cont.)

Survey	Sample Number	Survey Station	Date	Duplicates	Depth (cm)	Dibromochloro-methane (µg/kg)	Ethylbenzene (µg/kg)	Methylene chloride (µg/kg)	Styrene (µg/kg)	Tetrachloro-ethene (µg/kg)	Toluene (µg/kg)	trans-1,2-Dichloroethene (µg/kg)	trans-1,3-Dichloropropene (µg/kg)
O-SEDCHM	S00014	P1	5/8/1992		0 - 30	5,300 *U*	5,200 *J*	5,300 *U*	5,300 *U*	5,300 *U*	8,600		5,300 *U*
O-SEDCHM	S00001	P10	5/7/1992		0 - 30	15 *U*	15 *U*	15 *U*	15 *U*	15 *U*	15 *U*		15 *U*
O-SEDCHM	S00062	P16	5/11/1992	1	0 - 30	110 *U*	110 *U*	110 *U*	110 *U*	110 *U*	26 *J*		110 *U*
O-SEDCHM	S00065	P16	5/11/1992	2	0 - 30	58 *U*	58 *U*	58 *U*	58 *U*	58 *U*	54 *J*		58 *U*
O-SEDCHM	S00066	P16	5/11/1992	3	0 - 30	52 *U*	52 *U*	52 *U*	52 *U*	52 *U*	61		52 *U*
O-SEDCHM	S00017	P20	5/8/1992		0 - 30	5,900 *U*	9,100	5,900 *U*	5,900 *U*	5,900 *U*	12,000		5,900 *U*
O-SEDCHM	S00007	P36	5/8/1992		0 - 30	13 *U*	13 *U*	13 *U*	13 *U*	13 *U*	13 *U*		13 *U*
O-SEDCHM	S00051	P46	5/10/1992		0 - 30	76 *U*	76 *U*	76 *U*	76 *U*	76 *U*	38 *J*		76 *U*
O-SEDCHM	S00004	P6	5/7/1992		0 - 30	11 *U*	11 *U*	11 *U*	11 *U*	11 *U*	11 *U*		11 *U*
O-SEDCHM	S00556	S1	8/2/1992	1	0 - 2	1,700 *U*	1,700 *U*	1,700 *U*	1,700 *U*	1,700 *U*	1,300 *J*		1,700 *U*
O-SEDCHM	S00557	S1	8/2/1992	2	0 - 2	15 *U*	15 *U*	22 *U*	15 *U*	15 *U*	15 *U*		15 *U*
O-SEDCHM	S00558	S1	8/2/1992	3	0 - 2	18 *U*	18 *U*	25 *U*	18 *U*	18 *U*	21		18 *U*
O-SEDCHM	S00546	S2	7/30/1992		0 - 2		1,200 *U*				790 *J*		
O-SEDCHM	S00613	S3	8/12/1992		0 - 2								
O-SEDCHM	S00653	S3	9/17/1992		0 - 2		26 *U*				17 *J*		
O-SEDCHM	S00340	S3	10/1/1992		0 - 30		1,700 *U*				530 *J*		
O-SEDCHM	S00547	S5	7/30/1992		0 - 2		11 *UJ*				22 *J*		
O-SEDCHM	S00582	S6	8/6/1992		0 - 2	14 *U*	14 *U*	15 *U*	14 *U*	14 *U*	14 *U*		14 *U*
O-SEDCHM	S00555	S7	8/2/1992		0 - 2		7 *UJ*				27 *J*		
O-SEDCHM	S00572	S10	8/4/1992		0 - 2	17 *U*	17 *UJ*	17 *U*	17 *UJ*	17 *UJ*	17 *UJ*		17 *U*
O-SEDCHM	S00567	S11	8/3/1992		0 - 2		7 *U*				230		
O-SEDCHM	S00162	S11	7/10/1992		0 - 30		1,500 *U*				1,500 *U*		
O-SEDCHM	S00565	S13	8/3/1992		0 - 2		50 *UJ*				130 *J*		
O-SEDCHM	S00542	S14	7/30/1992		0 - 2		2700 *U*				4,200		
O-SEDCHM	S00566	S16	8/3/1992		0 - 2	16 *U*	16 *U*	16 *U*	16 *U*	16 *U*	16 *U*		16 *U*
O-SEDCHM	S00562	S17	8/3/1992	1	0 - 2		11 *UJ*				34 *J*		
O-SEDCHM	S00563	S17	8/3/1992	2	0 - 2		10 *UJ*				70 *J*		
O-SEDCHM	S00564	S17	8/3/1992	3	0 - 2		10 *UJ*				34 *J*		
O-SEDCHM	S00560	S20	8/2/1992		0 - 2	3,000 *U*	1,300 *J*	3,000 *U*	3,000 *U*	3,000 *U*	1,400 *J*		3,000 *U*
O-SEDCHM	S00540	S21	7/30/1992		0 - 2		1,100 *U*				380 *J*		
O-SEDCHM	S00580	S26	8/6/1992		0 - 2		8 *U*				3 *J*		
O-SEDCHM	S00533	S28	7/28/1992		0 - 2		1,400 *U*				810 *J*		
O-SEDCHM	S00573	S34	8/4/1992		0 - 2		8 *UJ*				210 *J*		
O-SEDCHM	S00535	S35	7/28/1992		0 - 2		10 *UJ*				9 *J*		
O-SEDCHM	S00532	S36	7/27/1992		0 - 2	18 *UJ*	8 *UJ*	18 *UJ*	18 *UJ*	18 *UJ*	27 *J*		18 *UJ*
O-SEDCHM	S00521	S37	7/24/1992		0 - 2		10 *UJ*				10 *UJ*		

Table A-3B. (cont.)

Survey	Sample Number	Survey Station	Date	Duplicates	Depth (cm)	Trichloroethene (µg/kg)	Tetrachloro-benzene (mixed) (µg/kg)	Vinyl chloride (µg/kg)	Xylene (m,p) (µg/kg)	Xylene (o) (µg/kg)	Xylene (Total) (µg/kg)	Sum of Xylenes [1] (µg/kg)	Pentachloro benzene (µg/kg)
O-SEDCHM	S00014	P1	5/8/1992		0 - 30	5,300 *U*		5,300 *U*			73,000	73,000	
O-SEDCHM	S00001	P10	5/7/1992		0 - 30	15 *U*		15 *U*			15 *U*	15 *U*	
O-SEDCHM	S00062	P16	5/11/1992	1	0 - 30	110 *U*		110 *U*			170	170	
O-SEDCHM	S00065	P16	5/11/1992	2	0 - 30	58 *U*		58 *U*			560	560	
O-SEDCHM	S00066	P16	5/11/1992	3	0 - 30	52 *U*		52 *U*			480	480	
O-SEDCHM	S00017	P20	5/8/1992		0 - 30	5,900 *U*		5,900 *U*			110,000	110,000	
O-SEDCHM	S00007	P36	5/8/1992		0 - 30	13 *U*		13 *U*			13 *U*	13 *U*	
O-SEDCHM	S00051	P46	5/10/1992		0 - 30	76 *U*		76 *U*			76 *U*	76 *U*	
O-SEDCHM	S00004	P6	5/7/1992		0 - 30	11 *U*		11 *U*			11 *U*	11 *U*	
O-SEDCHM	S00556	S1	8/2/1992	1	0 - 2	1,700 *U*		1,700 *U*			1,800	1,800	
O-SEDCHM	S00557	S1	8/2/1992	2	0 - 2	15 *U*		15 *U*			15 *U*	15 *U*	
O-SEDCHM	S00558	S1	8/2/1992	3	0 - 2	18 *U*		18 *U*			18 *U*	18 *U*	
O-SEDCHM	S00546	S2	7/30/1992		0 - 2		60 *U*				1,200 *U*	1,200 *U*	19
O-SEDCHM	S00613	S3	8/12/1992		0 - 2		90 *J*						34 *J*
O-SEDCHM	S00653	S3	9/17/1992		0 - 2						26 *U*	26 *U*	
O-SEDCHM	S00340	S3	10/1/1992		0 - 30		22,000 *UJ*				3,300	3,300	7,100 *UJ*
O-SEDCHM	S00547	S5	7/30/1992		0 - 2		49 *U*				11 *UJ*	11 *UJ*	17 *U*
O-SEDCHM	S00582	S6	8/6/1992		0 - 2	14 *U*		14 *U*			14 *U*	14 *U*	
O-SEDCHM	S00555	S7	8/2/1992		0 - 2		13				7 *UJ*	7 *UJ*	3.2 *J*
O-SEDCHM	S00572	S10	8/4/1992		0 - 2	17 *U*		17 *U*			17 *UJ*	17 *UJ*	
O-SEDCHM	S00567	S11	8/3/1992		0 - 2		4.9 *U*				7 *U*	7 *U*	4.9 *U*
O-SEDCHM	S00162	S11	7/10/1992		0 - 30		4.1 *UJ*				1,500 *U*	1,500 *U*	4.1 *U*
O-SEDCHM	S00565	S13	8/3/1992		0 - 2		7.2 *U*				480 *J*	480 *J*	7.2 *U*
O-SEDCHM	S00542	S14	7/30/1992		0 - 2		250				2,800	2,800	39
O-SEDCHM	S00566	S16	8/3/1992		0 - 2	16 *U*		16 *U*			16 *U*	16 *U*	
O-SEDCHM	S00562	S17	8/3/1992	1	0 - 2		6.4 *UJ*				11 *UJ*	11 *UJ*	6.4 *UJ*
O-SEDCHM	S00563	S17	8/3/1992	2	0 - 2		6.9 *UJ*				10 *UJ*	10 *UJ*	6.9 *UJ*
O-SEDCHM	S00564	S17	8/3/1992	3	0 - 2		6.8 *U*				10 *UJ*	10 *UJ*	6.8 *U*
O-SEDCHM	S00560	S20	8/2/1992		0 - 2	3,000 *U*		3000 *U*			13,000	13,000	
O-SEDCHM	S00540	S21	7/30/1992		0 - 2		1,000				1,100 *U*	1,100 *U*	330
O-SEDCHM	S00580	S26	8/6/1992		0 - 2		5.6 *U*				8 *U*	8 *U*	5.6 *U*
O-SEDCHM	S00533	S28	7/28/1992		0 - 2		8.1 *U*				1,400 *U*	1,400 *U*	4.8 *U*
O-SEDCHM	S00573	S34	8/4/1992		0 - 2		5.8 *U*				8 *UJ*	8 *UJ*	5.8 *U*
O-SEDCHM	S00535	S35	7/28/1992		0 - 2		6.4 *U*				10 *UJ*	10 *UJ*	6.4 *U*
O-SEDCHM	S00532	S36	7/27/1992		0 - 2	18 *UJ*		18 *UJ*			8 *UJ*	8 *UJ*	
O-SEDCHM	S00521	S37	7/24/1992		0 - 2		6.6 *UJ*				10 *UJ*	10 *UJ*	6.6 *UJ*

Table A-3B. (cont.)

Survey	Sample Number	Survey Station	Date	Duplicates	Depth (cm)	1,1,1-Trichloro-ethane (µg/kg)	1,1,2,2-Tetrachloro-ethane (µg/kg)	1,1,2-Trichloro-ethane (µg/kg)	1,1-Dichloro-ethane (µg/kg)	1,1-Dichloro-ethene (µg/kg)	1,2-Dichloro-ethane (µg/kg)	1,2-Dichloro-ethene (Total) (µg/kg)	1,2-Dichloro-propane (µg/kg)
O-SEDCHM	S00570	S46	8/4/1992		0 - 2	15 *U*	15 *U*	15 *U*	15 *U*	15 *U*	15 *U*	15 *U*	15 *U*
O-SEDCHM	S00519	S47	7/24/1992		0 - 2								
ONON2A	VC0196	S307	7/18/2000		0 - 15	7.6 *U*	7.6 *U*	7.6 *U*	7.6 *U*	7.6 *U*	7.6 *U*		7.6 *U*
ONON2A	VC0197	S307	7/18/2000		15 - 30	7.7 *U*	7.7 *U*	7.7 *U*	7.7 *U*	7.7 *U*	7.7 *U*		7.7 *U*
ONON2A	VC0207	S311	7/20/2000		0 - 15	1,700 *U*	1,700 *U*	1,700 *U*	1,700 *U*	1,700 *U*	1,700 *U*		1,700 *U*
ONON2A	VC0208	S311	7/20/2000		15 - 30	1,500 *U*	1,500 *U*	1,500 *U*	1,500 *U*	1,500 *U*	1,500 *U*		1,500 *U*
ONON2A	VC0187	S313	7/18/2000		0 - 15	2.7 *J*	8.4 *UJ*	8.4 *UJ*	8.4 *UJ*	8.4 *UJ*	8.4 *UJ*		8.4 *UJ*
ONON2A	VC0188	S313	7/18/2000		15 - 30	6.2 *U*	6.2 *U*	6.2 *U*	6.2 *U*	6.2 *U*	6.2 *U*		6.2 *U*
ONON2A	SF0072	S314	8/10/2000		0 - 15	1,400 *U*	1,400 *U*	1,400 *U*	1,400 *U*	1,400 *U*	1,400 *U*		1,400 *U*
ONON2A	SF0073	S314	8/10/2000		15 - 30	1,500 *U*	1,500 *U*	1,500 *U*	1,500 *U*	1,500 *U*	1,500 *U*		1,500 *U*
ONON2A	SF0076	S316	8/10/2000		0 - 15	6.4 *U*	6.4 *U*	6.4 *U*	6.4 *U*	6.4 *U*	6.4 *U*		6.4 *U*
ONON2A	SF0077	S316	8/10/2000		15 - 30	6.4 *U*	6.4 *U*	6.4 *U*	6.4 *U*	6.4 *U*	6.4 *U*		6.4 *U*
ONON2A	VC0189	S318	7/14/2000		0 - 15	6.2 *U*	6.2 *U*	6.2 *U*	6.2 *U*	6.2 *U*	6.2 *U*		6.2 *U*
ONON2A	VC0190	S318	7/14/2000		15 - 30	6.3 *U*	6.3 *U*	6.3 *U*	6.3 *U*	6.3 *U*	6.3 *U*		6.3 *U*
ONON2A	SF0086	S321	8/4/2000		0 - 15	7 *U*	7 *U*	7 *U*	7 *U*	7 *U*	7 *U*		7 *U*
ONON2A	SF0087	S321	8/4/2000		15 - 30	6.9 *U*	6.9 *U*	6.9 *U*	6.9 *U*	6.9 *U*	6.9 *U*		6.9 *U*
ONON2A	SF0088	S322	8/10/2000		0 - 15	52 *U*	52 *U*	52 *U*	52 *U*	52 *U*	52 *U*		52 *U*
ONON2A	SF0089	S322	8/10/2000		15 - 30	48 *U*	48 *U*	48 *U*	48 *U*	48 *U*	48 *U*		48 *U*
ONON2A	SF0094	S325	7/14/2000		0 - 2	5 *U*	5 *U*	5 *U*	5 *U*	5 *U*	5 *U*		5 *U*
ONON2A	SF0095	S325	7/14/2000		2 - 15	5 *U*	5 *U*	5 *U*	5 *U*	5 *U*	5 *U*		5 *U*
ONON2A	SF0096	S325	7/14/2000		15 - 30	5 *U*	5 *U*	5 *U*	5 *U*	5 *U*	5 *U*		5 *U*
ONON2A	SF0101	S328	7/15/2000		0 - 15	3 *U*	3 *UJ*	3 *U*	3 *U*	3 *U*	3 *U*		3 *U*
ONON2A	SF0102	S328	7/15/2000		15 - 30	4 *U*	4 *UJ*	4 *U*	4 *U*	4 *U*	4 *U*		4 *U*
ONON2A	SF0103	S329	7/16/2000		0 - 15	4 *U*	4 *UJ*	4 *U*	4 *U*	4 *U*	4 *U*		4 *U*
ONON2A	SF0104	S329	7/16/2000		15 - 30	4 *U*	4 *U*	4 *U*	4 *U*	4 *U*	4 *U*		4 *U*
ONON2A	SF0105	S330	7/16/2000		0 - 15	4 *U*	4 *U*	4 *U*	4 *U*	4 *U*	4 *U*		4 *U*
ONON2A	SF0106	S330	7/16/2000		15 - 30	4 *U*	4 *U*	4 *U*	4 *U*	4 *U*	4 *U*		4 *U*
ONON2A	SF0134	S333	8/2/2000		0 - 15	2,600 *UJ*	2,600 *UJ*	2,600 *UJ*	2,600 *UJ*	2,600 *UJ*	2,600 *UJ*		2,600 *UJ*
ONON2A	SF0135	S333	8/2/2000		15 - 30	4,900 *U*	4,900 *U*	4,900 *U*	4,900 *U*	4,900 *U*	4,900 *U*		4,900 *U*
ONON2A	SF0153	S334	8/2/2000		0 - 15	2,200 *U*	2,200 *U*	2,200 *U*	2,200 *U*	2,200 *U*	2,200 *U*		2,200 *U*
ONON2A	SF0154	S334	8/2/2000		15 - 30	2,200 *U*	2,200 *U*	2,200 *U*	2,200 *U*	2,200 *U*	2,200 *U*		2,200 *U*
ONON2A	SF0115	S335	8/2/2000		0 - 15	4,600 *UJ*	4,600 *UJ*	4,600 *UJ*	4,600 *UJ*	4,600 *UJ*	4,600 *UJ*		4,600 *UJ*
ONON2A	SF0116	S335	8/2/2000		15 - 30	20,000 *U*	20,000 *U*	20,000 *U*	20,000 *U*	20,000 *U*	20,000 *U*		20,000 *U*
ONON2A	SF0117	S336	8/3/2000		0 - 15	1,600 *U*	1,600 *U*	1,600 *U*	1,600 *U*	1,600 *U*	1,600 *U*		1,600 *U*
ONON2A	SF0118	S336	8/3/2000		15 - 30	22,000 *UJ*	22,000 *UJ*	22,000 *UJ*	22,000 *UJ*	22,000 *UJ*	22,000 *UJ*		22,000 *UJ*
ONON2A	SF0124	S339	8/3/2000		0 - 15	2,900 *U*	2,900 *U*	2,900 *U*	2,900 *U*	2,900 *U*	2,900 *U*		2,900 *U*
ONON2A	SF0125	S339	8/3/2000		15 - 30	2,700 *U*	2,700 *U*	2,700 *U*	2,700 *U*	2,700 *U*	2,700 *U*		2,700 *U*

Table A-3B. (cont.)

Survey	Sample Number	Survey Station	Date	Duplicates	Depth (cm)	2-Butanone (µg/kg)	2-Hexanone (µg/kg)	4-Methyl-2-pentanone (µg/kg)	Acetone (µg/kg)	Benzene (µg/kg)	Bromodichloro-methane (µg/kg)	Bromoform (µg/kg)	Bromomethane (µg/kg)
O-SEDCHM	S00570	S46	8/4/1992		0 - 2	15 *U*	15 *U*	15 *U*	73	15 *U*	15 *U*	15 *U*	15 *UJ*
O-SEDCHM	S00519	S47	7/24/1992		0 - 2					11 *UJ*			
ONON2A	VC0196	S307	7/18/2000		0 - 15	15 *U*	15 *U*	15 *U*	30 *U*	7.6 *U*	7.6 *U*	7.6 *U*	7.6 *UJ*
ONON2A	VC0197	S307	7/18/2000		15 - 30	2	15 *U*	15 *U*	31 *U*	150	7.7 *U*	7.7 *U*	7.7 *UJ*
ONON2A	VC0207	S311	7/20/2000		0 - 15	3,300 *U*	3,300 *UJ*	3,300 *U*	6,600 *U*	800	1,700 *U*	1,700 *U*	1,700 *U*
ONON2A	VC0208	S311	7/20/2000		15 - 30	3,000 *U*	3,000 *UJ*	3,000 *U*	6,000 *U*	920	1,500 *U*	1,500 *U*	1,500 *U*
ONON2A	VC0187	S313	7/18/2000		0 - 15	11 *J*	17 *UJ*	17 *UJ*	54 *J*	79 *J*	8.4 *UJ*	8.4 *UJ*	8.4 *UJ*
ONON2A	VC0188	S313	7/18/2000		15 - 30	12 *U*	12 *U*	12 *U*	25 *U*	25	6.2 *U*	6.2 *U*	6.2 *UJ*
ONON2A	SF0072	S314	8/10/2000		0 - 15	2,700 *U*	2,700 *U*	2,700 *U*	5,400 *U*	2,600	1,400 *U*	1,400 *U*	1,400 *U*
ONON2A	SF0073	S314	8/10/2000		15 - 30	2,900 *U*	2,900 *U*	2,900 *U*	5,900 *U*	3,500	1,500 *U*	1,500 *U*	1,500 *U*
ONON2A	SF0076	S316	8/10/2000		0 - 15	13 *U*	13 *U*	13 *U*	28 *UJ*	6.4 *U*	6.4 *U*	6.4 *U*	6.4 *U*
ONON2A	SF0077	S316	8/10/2000		15 - 30	13 *U*	13 *U*	13 *U*	26 *UJ*	6.4 *U*	6.4 *U*	6.4 *U*	6.4 *U*
ONON2A	VC0189	S318	7/14/2000		0 - 15	12 *U*	12 *U*	12 *U*	25 *U*	2	6.2 *U*	6.2 *U*	6.2 *UJ*
ONON2A	VC0190	S318	7/14/2000		15 - 30	9.3	13 *U*	13 *U*	19 *J*	18	6.3 *U*	6.3 *U*	6.3 *UJ*
ONON2A	SF0086	S321	8/4/2000		0 - 15	14 *U*	14 *U*	14 *U*	24 *UJ*	7 *U*	7 *U*	7 *U*	7 *U*
ONON2A	SF0087	S321	8/4/2000		15 - 30	14 *U*	14 *U*	14 *U*	24 *UJ*	6.9 *U*	6.9 *U*	6.9 *U*	6.9 *U*
ONON2A	SF0088	S322	8/10/2000		0 - 15	94	100 *U*	100 *U*	290	25	52 *U*	52 *U*	52 *U*
ONON2A	SF0089	S322	8/10/2000		15 - 30	73	97 *U*	97 *U*	210	31	48 *U*	48 *U*	48 *U*
ONON2A	SF0094	S325	7/14/2000		0 - 2	4	11 *U*	11 *U*	17	5 *U*	5 *U*	5 *U*	11 *U*
ONON2A	SF0095	S325	7/14/2000		2 - 15	7 *J*	9 *U*	9 *U*	41	6	5 *U*	5 *U*	9 *U*
ONON2A	SF0096	S325	7/14/2000		15 - 30	14 *J*	9 *U*	9 *U*	60	5 *U*	5 *U*	5 *U*	9 *U*
ONON2A	SF0101	S328	7/15/2000		0 - 15	2 *J*	7 *U*	7 *U*	8 *J*	3 *U*	3 *U*	3 *U*	7 *U*
ONON2A	SF0102	S328	7/15/2000		15 - 30	14 *U*	7 *U*	7 *U*	14 *U*	4 *U*	4 *U*	4 *U*	7 *U*
ONON2A	SF0103	S329	7/16/2000		0 - 15	15 *U*	8 *U*	8 *U*	15 *U*	4 *U*	4 *U*	4 *U*	8 *U*
ONON2A	SF0104	S329	7/16/2000		15 - 30	15 *U*	7 *U*	7 *U*	15 *U*	4 *U*	4 *U*	4 *U*	7 *U*
ONON2A	SF0105	S330	7/16/2000		0 - 15	14 *U*	7 *U*	7 *U*	14 *U*	11	4 *U*	4 *U*	7 *U*
ONON2A	SF0106	S330	7/16/2000		15 - 30	14 *U*	7 *U*	7 *U*	9 *J*	170	4 *U*	4 *U*	7 *U*
ONON2A	SF0134	S333	8/2/2000		0 - 15	*R*	5,100 *UJ*	5,100 *UJ*	*R*	4,300 *J*	2,600 *UJ*	2,600 *UJ*	5,100 *UJ*
ONON2A	SF0135	S333	8/2/2000		15 - 30	*R*	9,800 *U*	9,800 *U*	*R*	12,000	4,900 *U*	4,900 *U*	9,800 *U*
ONON2A	SF0153	S334	8/2/2000		0 - 15	*R*	4,500 *U*	4,500 *U*	*R*	4,700	2,200 *U*	2,200 *U*	4,500 *U*
ONON2A	SF0154	S334	8/2/2000		15 - 30	*R*	4,500 *U*	4,500 *U*	*R*	19,000	2,200 *U*	2,200 *U*	4,500 *U*
ONON2A	SF0115	S335	8/2/2000		0 - 15	*R*	9,300 *UJ*	9,300 *UJ*	*R*	42,000 *J*	4,600 *UJ*	4,600 *UJ*	9,300 *UJ*
ONON2A	SF0116	S335	8/2/2000		15 - 30	*R*	40,000 *U*	40,000 *U*	*R*	180,000	20,000 *U*	20,000 *U*	40,000 *U*
ONON2A	SF0117	S336	8/3/2000		0 - 15	*R*	3,100 *U*	3,100 *U*	*R*	250 *J*	1,600 *UJ*	1,600 *UJ*	3,100 *U*
ONON2A	SF0118	S336	8/3/2000		15 - 30	*R*	45,000 *UJ*	45,000 *UJ*	*R*	6,800 *J*	22,000 *UJ*	22,000 *UJ*	45,000 *UJ*
ONON2A	SF0124	S339	8/3/2000		0 - 15	*R*	5,800 *UJ*	5,800 *U*	*R*	4,200	2,900 *U*	2,900 *U*	5,800 *U*
ONON2A	SF0125	S339	8/3/2000		15 - 30	*R*	5,400 *U*	5,400 *U*	*R*	4,000	2,700 *U*	2,700 *U*	5,400 *U*

Table A-3B. (cont.)

Survey	Sample Number	Survey Station	Date	Duplicates	Depth (cm)	Carbon disulfide (µg/kg)	Carbon tetrachloride (µg/kg)	Chlorobenzene (µg/kg)	Chloroethane (µg/kg)	Chloroform (µg/kg)	Chloromethane (µg/kg)	Cis-1,2-dichloro-ethene (µg/kg)	Cis-1,3-dichloro-propene (µg/kg)
O-SEDCHM	S00570	S46	8/4/1992		0 - 2	15 *UJ*	15 *U*	15 *U*	15 *U*	15 *U*	15 *U*		15 *U*
O-SEDCHM	S00519	S47	7/24/1992		0 - 2			11 *UJ*					
ONON2A	VC0196	S307	7/18/2000		0 - 15	15 *U*	7.6 *U*	6.2	7.6 *U*	7.6 *U*	7.6 *U*	7.6 *U*	7.6 *U*
ONON2A	VC0197	S307	7/18/2000		15 - 30	15 *U*	7.7 *U*	1.7	7.7 *U*	7.7 *U*	7.7 *U*	7.7 *U*	7.7 *U*
ONON2A	VC0207	S311	7/20/2000		0 - 15	3,300 *U*	*R*	1,800	1,700 *U*	1,700 *U*	1,700 *U*	1,700 *U*	1,700 *U*
ONON2A	VC0208	S311	7/20/2000		15 - 30	3,000 *U*	*R*	1,700	1,500 *U*	1,500 *U*	1,500 *U*	1,500 *U*	1,500 *U*
ONON2A	VC0187	S313	7/18/2000		0 - 15	13 *J*	8.4 *UJ*	19,000	8.4 *UJ*	8.4 *UJ*	8.4 *UJ*	2.4 *J*	8.4 *UJ*
ONON2A	VC0188	S313	7/18/2000		15 - 30	17	6.2 *U*	470	6.2 *U*	6.2 *U*	6.2 *U*	6.2 *U*	6.2 *U*
ONON2A	SF0072	S314	8/10/2000		0 - 15	2,700 *U*	1,400 *U*	110,000	1,400 *U*	1,400 *U*	1,400 *U*	1,400 *U*	1,400 *U*
ONON2A	SF0073	S314	8/10/2000		15 - 30	2,900 *U*	1,500 *U*	100,000	1,500 *U*	1,500 *U*	1,500 *U*	1,500 *U*	1,500 *U*
ONON2A	SF0076	S316	8/10/2000		0 - 15	13 *U*	6.4 *U*	6.4 *U*	6.4 *U*	6.4 *U*	6.4 *U*	6.4 *U*	6.4 *U*
ONON2A	SF0077	S316	8/10/2000		15 - 30	13 *U*	6.4 *U*	6.4 *U*	6.4 *U*	6.4 *U*	6.4 *U*	6.4 *U*	6.4 *U*
ONON2A	VC0189	S318	7/14/2000		0 - 15	12 *U*	6.2 *U*	14	6.2 *U*	6.2 *U*	6.2 *U*	6.2 *U*	6.2 *U*
ONON2A	VC0190	S318	7/14/2000		15 - 30	2.9	6.3 *U*	41	6.3 *U*	6.3 *U*	6.3 *U*	6.3 *U*	6.3 *U*
ONON2A	SF0086	S321	8/4/2000		0 - 15	14 *U*	7 *U*	7 *U*	7 *U*	7 *U*	7 *U*	7 *U*	7 *U*
ONON2A	SF0087	S321	8/4/2000		15 - 30	14 *U*	6.9 *U*	6.9 *U*	6.9 *U*	6.9 *U*	6.9 *U*	6.9 *U*	6.9 *U*
ONON2A	SF0088	S322	8/10/2000		0 - 15	100 *U*	52 *U*	230	52 *U*	52 *U*	52 *U*	52 *U*	52 *U*
ONON2A	SF0089	S322	8/10/2000		15 - 30	97 *U*	48 *U*	250	48 *U*	48 *U*	48 *U*	48 *U*	48 *U*
ONON2A	SF0094	S325	7/14/2000		0 - 2	5 *UJ*	*R*	5 *U*	11 *U*	5 *U*	11 *U*	5 *U*	5 *U*
ONON2A	SF0095	S325	7/14/2000		2 - 15	5 *U*	5 *U*	5 *U*	9 *U*	5 *U*	9 *U*	5 *U*	5 *U*
ONON2A	SF0096	S325	7/14/2000		15 - 30	1 *J*	5 *U*	5 *U*	9 *U*	5 *U*	9 *U*	5 *U*	5 *U*
ONON2A	SF0101	S328	7/15/2000		0 - 15	0.7 *J*	3 *U*	3 *U*	7 *U*	3 *U*	7 *U*	3 *U*	3 *U*
ONON2A	SF0102	S328	7/15/2000		15 - 30	4 *U*	4 *U*	4 *U*	7 *U*	4 *U*	7 *U*	4 *U*	4 *U*
ONON2A	SF0103	S329	7/16/2000		0 - 15	4 *U*	4 *U*	4 *U*	8 *U*	4 *U*	8 *U*	4 *U*	4 *U*
ONON2A	SF0104	S329	7/16/2000		15 - 30	3 *J*	*R*	4 *U*	7 *U*	4 *U*	7 *U*	4 *U*	4 *U*
ONON2A	SF0105	S330	7/16/2000		0 - 15	4 *U*	4 *U*	150	7 *U*	4 *U*	7 *U*	4 *U*	4 *U*
ONON2A	SF0106	S330	7/16/2000		15 - 30	2 *J*	4 *U*	200	7 *U*	4 *U*	7 *U*	4 *U*	4 *U*
ONON2A	SF0134	S333	8/2/2000		0 - 15	2,600 *UJ*	2,600 *UJ*	430 *J*	5,100 *UJ*	2,600 *UJ*	5,100 *UJ*	2,600 *UJ*	2,600 *UJ*
ONON2A	SF0135	S333	8/2/2000		15 - 30	4,900 *UJ*	4,900 *U*	590 *J*	9,800 *UJ*	4,900 *U*	9,800 *U*	4,900 *U*	4,900 *U*
ONON2A	SF0153	S334	8/2/2000		0 - 15	2,200 *UJ*	2,200 *U*	1,900 *J*	4,500 *UJ*	2,200 *U*	4,500 *U*	2,200 *U*	2,200 *U*
ONON2A	SF0154	S334	8/2/2000		15 - 30	2,200 *UJ*	2,200 *U*	5,200	4,500 *UJ*	2,200 *U*	4,500 *U*	2,200 *U*	2,200 *U*
ONON2A	SF0115	S335	8/2/2000		0 - 15	4,600 *UJ*	4,600 *UJ*	90,000 *J*	9,300 *UJ*	4,600 *UJ*	9,300 *UJ*	4,600 *UJ*	4,600 *UJ*
ONON2A	SF0116	S335	8/2/2000		15 - 30	20,000 *UJ*	20,000 *U*	270,000	40,000 *UJ*	20,000 *U*	40,000 *U*	20,000 *U*	20,000 *U*
ONON2A	SF0117	S336	8/3/2000		0 - 15	1,600 *UJ*	1,600 *UJ*	8,900	3,100 *U*	1,600 *U*	3,100 *U*	1,600 *U*	1,600 *U*
ONON2A	SF0118	S336	8/3/2000		15 - 30	22,000 *UJ*	22,000 *UJ*	290,000 *J*	45,000 *UJ*	22,000 *UJ*	45,000 *UJ*	22,000 *UJ*	22,000 *UJ*
ONON2A	SF0124	S339	8/3/2000		0 - 15	2,900 *UJ*	2,900 *U*	48,000	5,800 *UJ*	2,900 *U*	5,800 *U*	2,900 *U*	2,900 *U*
ONON2A	SF0125	S339	8/3/2000		15 - 30	2,700 *U*	2,700 *U*	43,000	5,400 *UJ*	2,700 *U*	5,400 *U*	2,700 *U*	2,700 *U*

Table A-3B. (cont.)

Survey	Sample Number	Survey Station	Date	Duplicates	Depth (cm)	Dibromochloro-methane (µg/kg)	Ethylbenzene (µg/kg)	Methylene chloride (µg/kg)	Styrene (µg/kg)	Tetrachloro-ethene (µg/kg)	Toluene (µg/kg)	trans-1,2-Dichloroethene (µg/kg)	trans-1,3-Dichloropropene (µg/kg)
O-SEDCHM	S00570	S46	8/4/1992		0 - 2	15 *U*	15 *U*	15 *U*	15 *U*	15 *U*	15 *U*		15 *U*
O-SEDCHM	S00519	S47	7/24/1992		0 - 2		11 *UJ*				11 *UJ*		
ONON2A	VC0196	S307	7/18/2000		0 - 15	7.6 *U*	7.6 *U*	7.6 *U*	7.6 *U*	7.6 *U*	7.6 *U*	7.6 *U*	7.6 *U*
ONON2A	VC0197	S307	7/18/2000		15 - 30	7.7 *U*	7.7 *U*	7.7 *U*	7.7 *U*	7.7 *U*	7.7 *U*	7.7 *U*	7.7 *U*
ONON2A	VC0207	S311	7/20/2000		0 - 15	1,700 *U*	1,400	1,700 *U*	1,700 *U*	1,700 *U*	3,700	1,700 *U*	1,700 *U*
ONON2A	VC0208	S311	7/20/2000		15 - 30	1,500 *U*	1,200	1,500 *U*	1,500 *U*	1,500 *U*	3,600	1,500 *U*	1,500 *U*
ONON2A	VC0187	S313	7/18/2000		0 - 15	8.4 *UJ*	66 *J*	8.4 *UJ*	8.4 *UJ*	3 *J*	100 *J*	8.4 *U*	8.4 *UJ*
ONON2A	VC0188	S313	7/18/2000		15 - 30	6.2 *U*	12	6.2 *U*	6.2 *U*	6.2 *U*	20	6.2 *U*	6.2 *U*
ONON2A	SF0072	S314	8/10/2000		0 - 15	1,400 *U*	4,300	1,400 *U*	1,400 *U*	1,400 *U*	570	1,400 *U*	1,400 *U*
ONON2A	SF0073	S314	8/10/2000		15 - 30	1,500 *U*	5,600	1,500 *U*	1,500 *U*	1,500 *U*	10,000	1,500 *U*	1,500 *U*
ONON2A	SF0076	S316	8/10/2000		0 - 15	6.4 *U*	6.4 *U*	6.4 *U*	6.4 *U*	6.4 *U*	6.4 *U*	6.4 *U*	6.4 *U*
ONON2A	SF0077	S316	8/10/2000		15 - 30	6.4 *U*	6.4 *U*	6.4 *U*	6.4 *U*	6.4 *U*	6.4 *U*	6.4 *U*	6.4 *U*
ONON2A	VC0189	S318	7/14/2000		0 - 15	6.2 *U*	6.2 *U*	6.2 *U*	6.2 *U*	6.2 *U*	6.2 *U*	6.2 *U*	6.2 *U*
ONON2A	VC0190	S318	7/14/2000		15 - 30	6.3 *U*	6.3 *U*	6.3 *U*	6.3 *U*	6.3 *U*	6.3 *U*	6.3 *U*	6.3 *U*
ONON2A	SF0086	S321	8/4/2000		0 - 15	7 *U*	7 *U*	7 *U*	7 *U*	7 *U*	7 *U*	7 *U*	7 *U*
ONON2A	SF0087	S321	8/4/2000		15 - 30	6.9 *U*	6.9 *U*	6.9 *U*	6.9 *U*	6.9 *U*	6.9 *U*	6.9 *U*	6.9 *U*
ONON2A	SF0088	S322	8/10/2000		0 - 15	52 *U*	330	52 *U*	52 *U*	52 *U*	52 *U*	52 *U*	52 *U*
ONON2A	SF0089	S322	8/10/2000		15 - 30	48 *U*	480	48 *U*	48 *U*	48 *U*	48 *U*	48 *U*	48 *U*
ONON2A	SF0094	S325	7/14/2000		0 - 2	5 *U*	5 *U*	11 *U*	5 *U*	5 *U*	5 *U*	5 *U*	5 *U*
ONON2A	SF0095	S325	7/14/2000		2 - 15	5 *R*	1 *J*	9 *U*	5 *U*	5 *U*	5 *U*	5 *U*	*R*
ONON2A	SF0096	S325	7/14/2000		15 - 30	5 *R*	5 *U*	9 *U*	5 *U*	5 *U*	5 *U*	5 *U*	*R*
ONON2A	SF0101	S328	7/15/2000		0 - 15	3 *U*	3 *U*	7 *U*	3 *U*	3 *U*	3 *U*	3 *U*	3 *U*
ONON2A	SF0102	S328	7/15/2000		15 - 30	4 *U*	4 *U*	7 *U*	4 *U*	4 *U*	4 *U*	4 *U*	4 *U*
ONON2A	SF0103	S329	7/16/2000		0 - 15	4 *U*	4 *U*	8 *U*	4 *U*	4 *U*	4 *U*	4 *U*	4 *U*
ONON2A	SF0104	S329	7/16/2000		15 - 30	4 *U*	4 *U*	7 *U*	4 *U*	4 *U*	4 *U*	4 *U*	4 *U*
ONON2A	SF0105	S330	7/16/2000		0 - 15	*R*	4 *U*	7 *U*	4 *U*	4 *U*	4 *U*	4 *U*	*R*
ONON2A	SF0106	S330	7/16/2000		15 - 30	*R*	4 *U*	7 *U*	4 *U*	4 *U*	4 *U*	4 *U*	*R*
ONON2A	SF0134	S333	8/2/2000		0 - 15	2,600 *UJ*	1,200 *J*	5,100 *UJ*	2,600 *UJ*	2,600 *UJ*	550 *J*	2,600 *U*	2,600 *UJ*
ONON2A	SF0135	S333	8/2/2000		15 - 30	4,900 *U*	2,300 *J*	9,800 *U*	4,900 *U*	4,900 *U*	670 *J*	4,900 *U*	*R*
ONON2A	SF0153	S334	8/2/2000		0 - 15	2,200 *U*	620 *J*	4,500 *U*	2,200 *U*	2,200 *U*	680 *J*	2,200 *U*	*R*
ONON2A	SF0154	S334	8/2/2000		15 - 30	2,200 *U*	1,100 *J*	4,500 *U*	110 *J*	2,200 *U*	1,900 *J*	2,200 *U*	*R*
ONON2A	SF0115	S335	8/2/2000		0 - 15	4,600 *UJ*	330 *J*	9,300 *UJ*	4,600 *UJ*	4,600 *UJ*	4,600 *UJ*	4,600 *UJ*	*R*
ONON2A	SF0116	S335	8/2/2000		15 - 30	20,000 *U*	890 *J*	40,000 *U*	20,000 *U*	20,000 *U*	2,300 *J*	20,000 *U*	*R*
ONON2A	SF0117	S336	8/3/2000		0 - 15	1,600 *UJ*	1,600 *U*	3,100 *U*	1,600 *U*	1,600 *U*	1,600 *U*	1,600 *U*	1,600 *U*
ONON2A	SF0118	S336	8/3/2000		15 - 30	22,000 *UJ*	22,000 *UJ*	45,000 *UJ*	22,000 *UJ*	22,000 *UJ*	22,000 *UJ*	22,000 *U*	22,000 *UJ*
ONON2A	SF0124	S339	8/3/2000		0 - 15	2,900 *U*	360	5,800 *U*	2,900 *U*	2,900 *U*	2,900 *U*	2,900 *U*	*R*
ONON2A	SF0125	S339	8/3/2000		15 - 30	2,700 *U*	600	5,400 *U*	2,700 *U*	2,700 *U*	770	2,700 *U*	*R*

Table A-3B. (cont.)

Survey	Sample Number	Survey Station	Date	Duplicates	Depth (cm)	Trichloroethene (µg/kg)	Tetrachloro-benzene (mixed) (µg/kg)	Vinyl chloride (µg/kg)	Xylene (m,p) (µg/kg)	Xylene (o) (µg/kg)	Xylene (Total) (µg/kg)	Sum of Xylenes [1] (µg/kg)	Pentachloro benzene (µg/kg)
O-SEDCHM	S00570	S46	8/4/1992		0 - 2	15 *U*		15 *U*			15 *U*	15 *U*	
O-SEDCHM	S00519	S47	7/24/1992		0 - 2		7.7 *UJ*				11 *UJ*	11 *UJ*	7.7 *UJ*
ONON2A	VC0196	S307	7/18/2000		0 - 15	7.6 *U*		7.6 *U*	2.1	7.6 *U*		2.1	
ONON2A	VC0197	S307	7/18/2000		15 - 30	7.7 *U*		7.7 *U*	7.7 *U*	7.7 *U*		7.7 *U*	
ONON2A	VC0207	S311	7/20/2000		0 - 15	1,700 *U*		1,700 *U*	25,000	8,000		33,000	
ONON2A	VC0208	S311	7/20/2000		15 - 30	1,500 *U*		1,500 *U*	22,000	6,700		28,700	
ONON2A	VC0187	S313	7/18/2000		0 - 15	1.7 *J*		8.4 *UJ*	490 *J*	240 *J*		730 *J*	
ONON2A	VC0188	S313	7/18/2000		15 - 30	6.2 *U*		6.2 *U*	45	73		118	
ONON2A	SF0072	S314	8/10/2000		0 - 15	1,400 *U*		1,400 *U*	21,000	12,000		33,000	
ONON2A	SF0073	S314	8/10/2000		15 - 30	1,500 *U*		1,500 *U*	49,000	16,000		65,000	
ONON2A	SF0076	S316	8/10/2000		0 - 15	6.4 *U*		6.4 *U*	6.4 *U*	6.4 *U*		6.4 *U*	
ONON2A	SF0077	S316	8/10/2000		15 - 30	6.4 *U*		6.4 *U*	6.4 *U*	6.4 *U*		6.4 *U*	
ONON2A	VC0189	S318	7/14/2000		0 - 15	6.2 *U*		6.2 *U*	6.2 *U*	6.2 *U*		6.2 *U*	
ONON2A	VC0190	S318	7/14/2000		15 - 30	6.3 *U*		6.3 *U*	6.3 *U*	6.3 *U*		6.3 *U*	
ONON2A	SF0086	S321	8/4/2000		0 - 15	7 *U*		7 *U*	7 *U*	7 *U*		7 *U*	
ONON2A	SF0087	S321	8/4/2000		15 - 30	6.9 *U*		6.9 *U*	6.9 *U*	6.9 *U*		6.9 *U*	
ONON2A	SF0088	S322	8/10/2000		0 - 15	52 *U*		52 *U*	460	310		770	
ONON2A	SF0089	S322	8/10/2000		15 - 30	48 *U*		48 *U*	680	440		1,120	
ONON2A	SF0094	S325	7/14/2000		0 - 2	5 *U*		11 *U*			5 *U*	5 *U*	
ONON2A	SF0095	S325	7/14/2000		2 - 15	5 *U*		9 *U*			14	14	
ONON2A	SF0096	S325	7/14/2000		15 - 30	5 *U*		9 *U*			12	12	
ONON2A	SF0101	S328	7/15/2000		0 - 15	3 *U*		7 *U*			3 *U*	3 *U*	
ONON2A	SF0102	S328	7/15/2000		15 - 30	4 *U*		7 *U*			4 *U*	4 *U*	
ONON2A	SF0103	S329	7/16/2000		0 - 15	4 *U*		8 *U*			4 *U*	4 *U*	
ONON2A	SF0104	S329	7/16/2000		15 - 30	4 *U*		7 *U*			4 *U*	4 *U*	
ONON2A	SF0105	S330	7/16/2000		0 - 15	4 *U*		7 *U*			4 *U*	4 *U*	
ONON2A	SF0106	S330	7/16/2000		15 - 30	4 *U*		7 *U*			4 *U*	4 *U*	
ONON2A	SF0134	S333	8/2/2000		0 - 15	2,600 *UJ*		5,100 *UJ*			3,500 *J*	3,500 *J*	
ONON2A	SF0135	S333	8/2/2000		15 - 30	4,900 *U*		9,800 *U*			6,600	6,600	
ONON2A	SF0153	S334	8/2/2000		0 - 15	2,200 *U*		4,500 *U*			6,200	6,200	
ONON2A	SF0154	S334	8/2/2000		15 - 30	2,200 *U*		4,500 *U*			16,000	16,000	
ONON2A	SF0115	S335	8/2/2000		0 - 15	4,600 *UJ*		9,300 *UJ*			570 *J*	570 *J*	
ONON2A	SF0116	S335	8/2/2000		15 - 30	20,000 *U*		40,000 *U*			8,300 *J*	8,300 *J*	
ONON2A	SF0117	S336	8/3/2000		0 - 15	1,600 *U*		3,100 *U*			1,600 *U*	1,600 *U*	
ONON2A	SF0118	S336	8/3/2000		15 - 30	22,000 *UJ*		45,000 *UJ*			22,000 *UJ*	22,000 *UJ*	
ONON2A	SF0124	S339	8/3/2000		0 - 15	2,900 *U*		5,800 *U*			1,800	1,800	
ONON2A	SF0125	S339	8/3/2000		15 - 30	2,700 *U*		5,400 *U*			4,000	4,000	

Table A-3B. (cont.)

Survey	Sample Number	Survey Station	Date	Duplicates	Depth (cm)	1,1,1-Trichloro-ethane (µg/kg)	1,1,2,2-Tetrachloro-ethane (µg/kg)	1,1,2-Trichloro-ethane (µg/kg)	1,1-Dichloro-ethane (µg/kg)	1,1-Dichloro-ethene (µg/kg)	1,2-Dichloro-ethane (µg/kg)	1,2-Dichloro-ethene (Total) (µg/kg)	1,2-Dichloro-propane (µg/kg)
ONON2A	SF0123	S340	8/15/2000	1	0 - 2	17 *UJ*	17 *UJ*	17 *UJ*	17 *UJ*	17 *UJ*	11 *J*		17 *UJ*
ONON2A	SF0123_R	S340	8/15/2000	2	0 - 2	530 *UJ*	530 *UJ*	530 *UJ*	530 *UJ*	530 *UJ*	530 *UJ*		530 *UJ*
ONON2A	SF0126	S340	8/3/2000		0 - 15	4,700 *UJ*	4,700 *UJ*	4,700 *UJ*	4,700 *UJ*	4,700 *UJ*	4,700 *UJ*		4,700 *UJ*
ONON2A	SF0127	S340	8/3/2000		15 - 30	5,600 *UJ*	5,600 *UJ*	5,600 *UJ*	5,600 *UJ*	5,600 *UJ*	5,600 *UJ*		5,600 *UJ*
ONON2A	SF0128	S341	8/4/2000		0 - 15	2,600 *UJ*	2,600 *U*	2,600 *U*	2,600 *U*	2,600 *UJ*	2,600 *UJ*		2,600 *UJ*
ONON2A	SF0129	S341	8/4/2000		15 - 30	3,200 *UJ*	3,200 *UJ*	3,200 *UJ*	3,200 *UJ*	3,200 *UJ*	3,200 *UJ*		3,200 *UJ*
ONON2A	SF0132	S343	8/4/2000		0 - 15	2,200 *UJ*	2,200 *UJ*	2,200 *UJ*	2,200 *UJ*	2,200 *UJ*	2,200 *UJ*		2,200 *UJ*
ONON2A	SF0133	S343	8/4/2000		15 - 30	2,200 *UJ*	2,200 *UJ*	2,200 *UJ*	2,200 *UJ*	2,200 *UJ*	2,200 *UJ*		2,200 *UJ*
ONON2A	SF0136	S345	8/4/2000		0 - 15	7,400 *UJ*	7,400 *UJ*	7,400 *UJ*	7,400 *UJ*	7,400 *UJ*	7,400 *UJ*		7,400 *UJ*
ONON2A	SF0137	S345	8/4/2000		15 - 30	8,100 *UJ*	8,100 *UJ*	8,100 *UJ*	8,100 *UJ*	8,100 *UJ*	8,100 *UJ*		8,100 *UJ*
ONON2A	SF0138	S346	8/4/2000		0 - 15	4,300 *UJ*	4,300 *UJ*	4,300 *UJ*	4,300 *UJ*	4,300 *UJ*	4,300 *UJ*		4,300 *UJ*
ONON2A	SF0139	S346	8/4/2000		15 - 30	2,300 *U*	2,300 *U*	2,300 *U*	2,300 *U*	2,300 *U*	2,300 *U*		2,300 *U*
ONON2A	SF0140	S347	8/4/2000		0 - 15	2,600 *UJ*	2,600 *UJ*	2,600 *UJ*	2,600 *UJ*	2,600 *UJ*	2,600 *UJ*		2,600 *UJ*
ONON2A	SF0141	S347	8/4/2000		15 - 30	11,000 *UJ*	11,000 *UJ*	11,000 *UJ*	11,000 *UJ*	11,000 *UJ*	11,000 *UJ*		11,000 *UJ*
ONON2A	SF0142	S348	8/5/2000		0 - 15	3,600 *UJ*	3,600 *UJ*	3,600 *UJ*	3,600 *UJ*	3,600 *UJ*	3,600 *UJ*		3,600 *UJ*
ONON2A	SF0143	S348	8/5/2000		15 - 30	3,000 *UJ*	3,000 *UJ*	3,000 *UJ*	3,000 *UJ*	3,000 *UJ*	3,000 *UJ*		3,000 *UJ*
ONON2A	SF0144	S349	8/5/2000		0 - 15	2,600 *UJ*	2,600 *UJ*	2,600 *UJ*	2,600 *UJ*	2,600 *UJ*	2,600 *UJ*		2,600 *UJ*
ONON2A	SF0145	S349	8/5/2000		15 - 30	2,800 *UJ*	2,800 *UJ*	2,800 *UJ*	2,800 *UJ*	2,800 *UJ*	2,800 *UJ*		2,800 *UJ*
ONON2A	SF0146	S350	8/5/2000		0 - 15	3,100 *U*	3,100 *U*	3,100 *U*	3,100 *U*	3,100 *U*	3,100 *U*		3,100 *U*
ONON2A	SF0147	S350	8/5/2000		15 - 30	2,800 *UJ*	2,800 *UJ*	2,800 *UJ*	2,800 *UJ*	2,800 *UJ*	2,800 *UJ*		2,800 *UJ*
ONON2A	SF0149	S351	8/5/2000		0 - 15	26 *U*	26 *U*	26 *U*	26 *U*	26 *U*	26 *U*		26 *U*
ONON2A	SF0150	S351	8/5/2000		15 - 30	15 *U*	15 *U*	15 *U*	15 *U*	15 *U*	15 *U*		15 *U*
ONON2A	SF0173	S351	8/15/2000		0 - 2	6 *U*	6 *U*	6 *U*	6 *U*	6 *U*	6 *U*		6 *U*
ONON2A	SF0151	S352	8/10/2000		0 - 15	440 *U*	440 *U*	440 *U*	440 *U*	440 *U*	440 *U*		440 *U*
ONON2A	SF0152	S352	8/10/2000		15 - 30	910 *U*	910 *U*	910 *U*	910 *U*	910 *U*	910 *U*		910 *U*
ONON2A	SF0113	S353	7/27/2000		0 - 15	4 *U*	4 *U*	4 *U*	4 *U*	4 *U*	4 *U*		4 *U*
ONON2A	SF0114	S353	7/27/2000		15 - 30	3 *UJ*	3 *UJ*	3 *UJ*	3 *UJ*	3 *UJ*	3 *UJ*		3 *UJ*
ONON2A	SF0170	S434	8/9/2000		0 - 15	4 *U*	4 *U*	4 *U*	4 *U*	4 *U*	4 *U*		4 *U*
ONON2A	SF0171	S434	8/9/2000		15 - 30	4 *U*	4 *U*	4 *U*	4 *U*	4 *U*	4 *U*		4 *U*
ONON2A	SF0172	S435	8/9/2000		0 - 5	3,200 *UJ*	3,200 *UJ*	3,200 *UJ*	3,200 *UJ*	3,200 *UJ*	3,200 *UJ*		3,200 *UJ*

Table A-3B. (cont.)

Survey	Sample Number	Survey Station	Date	Duplicates	Depth (cm)	2-Butanone (µg/kg)	2-Hexanone (µg/kg)	4-Methyl-2-pentanone (µg/kg)	Acetone (µg/kg)	Benzene (µg/kg)	Bromodichloro-methane (µg/kg)	Bromoform (µg/kg)	Bromomethane (µg/kg)
ONON2A	SF0123	S340	8/15/2000	1	0 - 2	33 *J*	33 *UJ*	33 *UJ*	170 *UJ*	12 *J*	17 *UJ*	17 *UJ*	33 *UJ*
ONON2A	SF0123_R	S340	8/15/2000	2	0 - 2	*R*	1,100 *UJ*	1,100 *UJ*	*R*	320 *J*	530 *UJ*	530 *UJ*	1,100 *UJ*
ONON2A	SF0126	S340	8/3/2000		0 - 15	*R*	9,400 *UJ*	9,400 *UJ*	*R*	2,500 *J*	4,700 *UJ*	4,700 *UJ*	9,400 *UJ*
ONON2A	SF0127	S340	8/3/2000		15 - 30	*R*	11,000 *UJ*	11,000 *UJ*	*R*	430 *J*	5,600 *UJ*	5,600 *UJ*	11,000 *UJ*
ONON2A	SF0128	S341	8/4/2000		0 - 15	*R*	5,100 *U*	5,100 *U*	*R*	2,200 *J*	2,600 *UJ*	2,600 *UJ*	5,100 *UJ*
ONON2A	SF0129	S341	8/4/2000		15 - 30	13,000 *UJ*	6,400 *UJ*	6,400 *UJ*	8000 *J*	6,900 *J*	3,200 *UJ*	3,200 *UJ*	6,400 *UJ*
ONON2A	SF0132	S343	8/4/2000		0 - 15	8,600 *UJ*	4,300 *UJ*	4,300 *UJ*	*R*	1,200 *J*	2,200 *UJ*	2,200 *UJ*	4,300 *UJ*
ONON2A	SF0133	S343	8/4/2000		15 - 30	8,600 *UJ*	4,300 *UJ*	4,300 *UJ*	*R*	470 *J*	2,200 *UJ*	2,200 *UJ*	4,300 *UJ*
ONON2A	SF0136	S345	8/4/2000		0 - 15	*R*	15,000 *UJ*	15,000 *UJ*	*R*	1,500 *J*	7,400 *UJ*	7,400 *UJ*	15,000 *UJ*
ONON2A	SF0137	S345	8/4/2000		15 - 30	32,000 *UJ*	16,000 *UJ*	16,000 *UJ*	*R*	2,900 *J*	8,100 *UJ*	8,100 *UJ*	16,000 *UJ*
ONON2A	SF0138	S346	8/4/2000		0 - 15	*R*	8,600 *UJ*	8,600 *UJ*	*R*	760 *J*	4,300 *UJ*	4,300 *UJ*	8,600 *UJ*
ONON2A	SF0139	S346	8/4/2000		15 - 30	*R*	4,500 *U*	4,500 *U*	*R*	790 *J*	2,300 *U*	2,300 *UJ*	4,500 *U*
ONON2A	SF0140	S347	8/4/2000		0 - 15	10,000 *UJ*	5,200 *UJ*	5,200 *UJ*	*R*	400 *J*	2,600 *UJ*	2,600 *UJ*	5,200 *UJ*
ONON2A	SF0141	S347	8/4/2000		15 - 30	45,000 *UJ*	23,000 *UJ*	23,000 *UJ*	*R*	2,000 *J*	11,000 *UJ*	11,000 *UJ*	23,000 *UJ*
ONON2A	SF0142	S348	8/5/2000		0 - 15	*R*	7,100 *UJ*	7,100 *UJ*	*R*	3,600 *UJ*	3,600 *UJ*	3,600 *UJ*	7,100 *UJ*
ONON2A	SF0143	S348	8/5/2000		15 - 30	*R*	6,100 *UJ*	6,100 *UJ*	*R*	390 *J*	3,000 *UJ*	3,000 *UJ*	6,100 *UJ*
ONON2A	SF0144	S349	8/5/2000		0 - 15	*R*	5,100 *UJ*	5,100 *UJ*	*R*	1,600 *J*	2,600 *UJ*	2,600 *UJ*	5,100 *UJ*
ONON2A	SF0145	S349	8/5/2000		15 - 30	*R*	5,600 *UJ*	5,600 *UJ*	*R*	4,200 *J*	2,800 *UJ*	2,800 *UJ*	5,600 *UJ*
ONON2A	SF0146	S350	8/5/2000		0 - 15	*R*	6,200 *U*	6,200 *U*	*R*	120	3,100 *U*	3,100 *U*	6,200 *U*
ONON2A	SF0147	S350	8/5/2000		15 - 30	*R*	5,700 *UJ*	5,700 *UJ*	*R*	170 *J*	2,800 *UJ*	2,800 *UJ*	5,700 *UJ*
ONON2A	SF0149	S351	8/5/2000		0 - 15	34	52 *U*	52 *U*	170	190	26 *U*	26 *U*	52 *U*
ONON2A	SF0150	S351	8/5/2000		15 - 30	31 *J*	29 *UJ*	29 *U*	130	360	15 *U*	15 *U*	29 *U*
ONON2A	SF0173	S351	8/15/2000		0 - 2	3 *J*	13 *UJ*	13 *UJ*	78 *UJ*	18	6 *U*	6 *UJ*	13 *U*
ONON2A	SF0151	S352	8/10/2000		0 - 15	*R*	880 *U*	880 *U*	*R*	110 *J*	440 *U*	440 *U*	880 *U*
ONON2A	SF0152	S352	8/10/2000		15 - 30	*R*	1,800 *U*	1,800 *U*	*R*	330 *J*	910 *U*	910 *U*	1,800 *U*
ONON2A	SF0113	S353	7/27/2000		0 - 15	16 *U*	8 *U*	8 *U*	16 *U*	23	4 *U*	4 *U*	8 *U*
ONON2A	SF0114	S353	7/27/2000		15 - 30	11 *J*	7 *UJ*	7 *UJ*	49 *UJ*	17 *J*	3 *UJ*	3 *UJ*	7 *UJ*
ONON2A	SF0170	S434	8/9/2000		0 - 15	3 *J*	8 *U*	8 *U*	40 *U*	5	4 *U*	4 *U*	8 *U*
ONON2A	SF0171	S434	8/9/2000		15 - 30	3 *J*	9 *U*	9 *U*	42 *U*	78	4 *U*	4 *U*	9 *U*
ONON2A	SF0172	S435	8/9/2000		0 - 5	*R*	6,500 *UJ*	6,500 *UJ*	*R*	30,000 *J*	3,200 *UJ*	3,200 *UJ*	6,500 *UJ*

Table A-3B. (cont.)

Survey	Sample Number	Survey Station	Date	Duplicates	Depth (cm)	Carbon disulfide (µg/kg)	Carbon tetrachloride (µg/kg)	Chlorobenzene (µg/kg)	Chloroethane (µg/kg)	Chloroform (µg/kg)	Chloromethane (µg/kg)	Cis-1,2-dichloro-ethene (µg/kg)	Cis-1,3-dichloro-propene (µg/kg)
ONON2A	SF0123	S340	8/15/2000	1	0 - 2	15 *J*	17 *UJ*	140 *J*	33 *UJ*	17 *UJ*	33 *UJ*	17 *UJ*	17 *UJ*
ONON2A	SF0123_R	S340	8/15/2000	2	0 - 2	530 *UJ*	530 *UJ*	2,400 *J*	1,100 *UJ*	530 *UJ*	1,100 *UJ*	530 *UJ*	530 *UJ*
ONON2A	SF0126	S340	8/3/2000		0 - 15	4,700 *UJ*	4,700 *UJ*	3,600 *J*	9,400 *UJ*	4,700 *UJ*	9,400 *UJ*	4,700 *UJ*	4,700 *UJ*
ONON2A	SF0127	S340	8/3/2000		15 - 30	5,600 *UJ*	5,600 *UJ*	5,200 *J*	11,000 *UJ*	5,600 *UJ*	11,000 *UJ*	5,600 *UJ*	5,600 *UJ*
ONON2A	SF0128	S341	8/4/2000		0 - 15	2,600 *UJ*	2,600 *UJ*	1,000 *J*	5,100 *U*	2,600 *UJ*	5,100 *UJ*	2,600 *U*	2,600 *U*
ONON2A	SF0129	S341	8/4/2000		15 - 30	3,200 *UJ*	3,200 *UJ*	1,000 *J*	6,400 *UJ*	3,200 *UJ*	6,400 *UJ*	3,200 *UJ*	3,200 *UJ*
ONON2A	SF0132	S343	8/4/2000		0 - 15	2,200 *UJ*	2,200 *UJ*	9,000 *J*	4,300 *UJ*	2,200 *UJ*	4,300 *UJ*	2,200 *UJ*	2,200 *UJ*
ONON2A	SF0133	S343	8/4/2000		15 - 30	1,200 *J*	2,200 *UJ*	4,300 *J*	4,300 *UJ*	2,200 *UJ*	4,300 *UJ*	2,200 *UJ*	2,200 *UJ*
ONON2A	SF0136	S345	8/4/2000		0 - 15	7,400 *UJ*	7,400 *UJ*	3,700 *J*	15,000 *UJ*	7,400 *UJ*	15,000 *UJ*	7,400 *UJ*	7,400 *UJ*
ONON2A	SF0137	S345	8/4/2000		15 - 30	4,400 *J*	8,100 *UJ*	4,000 *J*	16,000 *UJ*	8,100 *UJ*	16,000 *UJ*	8,100 *UJ*	8,100 *UJ*
ONON2A	SF0138	S346	8/4/2000		0 - 15	4,300 *UJ*	4,300 *UJ*	5,000 *J*	8,600 *UJ*	4,300 *UJ*	8,600 *UJ*	4,300 *UJ*	4,300 *UJ*
ONON2A	SF0139	S346	8/4/2000		15 - 30	2,300 *U*	2,300 *U*	3,400	4,500 *U*	2,300 *U*	4,500 *U*	2,300 *U*	2,300 *U*
ONON2A	SF0140	S347	8/4/2000		0 - 15	2,600 *UJ*	2,600 *UJ*	10,000 *J*	5,200 *UJ*	2,600 *UJ*	5,200 *UJ*	2,600 *UJ*	2,600 *UJ*
ONON2A	SF0141	S347	8/4/2000		15 - 30	11,000 *UJ*	11,000 *UJ*	90,000 *J*	23,000 *UJ*	11,000 *UJ*	23,000 *UJ*	11,000 *UJ*	11,000 *UJ*
ONON2A	SF0142	S348	8/5/2000		0 - 15	3,600 *UJ*	3,600 *UJ*	3,600 *J*	7,100 *UJ*	3,600 *UJ*	7,100 *UJ*	3,600 *UJ*	3,600 *UJ*
ONON2A	SF0143	S348	8/5/2000		15 - 30	3,000 *UJ*	3,000 *UJ*	9,400 *J*	6,100 *UJ*	3,000 *UJ*	6,100 *UJ*	3,000 *UJ*	3,000 *UJ*
ONON2A	SF0144	S349	8/5/2000		0 - 15	2,600 *UJ*	2,600 *UJ*	220 *J*	5,100 *UJ*	2,600 *UJ*	5,100 *UJ*	2,600 *UJ*	2,600 *UJ*
ONON2A	SF0145	S349	8/5/2000		15 - 30	2,800 *UJ*	2,800 *UJ*	410 *J*	5,600 *UJ*	2,800 *UJ*	5,600 *UJ*	2,800 *UJ*	2,800 *UJ*
ONON2A	SF0146	S350	8/5/2000		0 - 15	3,100 *U*	3,100 *U*	2,400	6,200 *U*	3,100 *U*	6,200 *U*	3,100 *U*	3,100 *U*
ONON2A	SF0147	S350	8/5/2000		15 - 30	2,800 *UJ*	2,800 *UJ*	2,800 *J*	5,700 *UJ*	2,800 *UJ*	5,700 *UJ*	2,800 *UJ*	2,800 *UJ*
ONON2A	SF0149	S351	8/5/2000		0 - 15	10	26 *U*	2,000	52 *U*	26 *U*	52 *U*	26 *U*	26 *U*
ONON2A	SF0150	S351	8/5/2000		15 - 30	6 *J*	15 *U*	1,700 *J*	29 *U*	15 *U*	29 *U*	15 *U*	15 *U*
ONON2A	SF0173	S351	8/15/2000		0 - 2	13 *U*	6 *U*	350 *J*	13 *U*	6 *U*	13 *U*	1	6 *U*
ONON2A	SF0151	S352	8/10/2000		0 - 15	440 *U*	440 *U*	9,900	880 *UJ*	440 *U*	880 *U*	440 *U*	440 *U*
ONON2A	SF0152	S352	8/10/2000		15 - 30	910 *U*	910 *U*	27,000	1,800 *UJ*	910 *U*	1,800 *U*	910 *U*	910 *U*
ONON2A	SF0113	S353	7/27/2000		0 - 15	2 *J*	4 *U*	210	8 *U*	4 *U*	8 *U*	4 *U*	4 *U*
ONON2A	SF0114	S353	7/27/2000		15 - 30	9 *J*	3 *UJ*	180 *J*	7 *UJ*	3 *UJ*	7 *UJ*	3 *UJ*	3 *UJ*
ONON2A	SF0170	S434	8/9/2000		0 - 15	4 *U*	4 *U*	5	8 *U*	4 *U*	8 *U*	4 *U*	4 *U*
ONON2A	SF0171	S434	8/9/2000		15 - 30	10	4 *U*	21	9 *U*	4 *U*	9 *U*	4 *U*	4 *U*
ONON2A	SF0172	S435	8/9/2000		0 - 5	3,200 *UJ*	3,200 *UJ*	2,900 *J*	6,500 *UJ*	3,200 *UJ*	6,500 *UJ*	3,200 *UJ*	3,200 *UJ*

Table A-3B. (cont.)

Survey	Sample Number	Survey Station	Date	Duplicates	Depth (cm)	Dibromochloro-methane (µg/kg)	Ethylbenzene (µg/kg)	Methylene chloride (µg/kg)	Styrene (µg/kg)	Tetrachloro-ethene (µg/kg)	Toluene (µg/kg)	trans-1,2-Dichloroethene (µg/kg)	trans-1,3-Dichloropropene (µg/kg)
ONON2A	SF0123	S340	8/15/2000	1	0 - 2	17 *UJ*	17 *J*	29 *J*	18 *J*	17 *UJ*	23 *J*	17 *U*	17 *UJ*
ONON2A	SF0123_R	S340	8/15/2000	2	0 - 2	530 *UJ*	840 *J*	1,100 *UJ*	1,600 *J*	530 *UJ*	1500 *J*	530 *U*	530 *UJ*
ONON2A	SF0126	S340	8/3/2000		0 - 15	4,700 *UJ*	780 *J*	9,400 *UJ*	1,700 *J*	4,700 *UJ*	1100 *J*	4700 *U*	4700 *UJ*
ONON2A	SF0127	S340	8/3/2000		15 - 30	5,600 *UJ*	1,600 *J*	11,000 *UJ*	5,300 *J*	5,600 *UJ*	2500 *J*	5600 *U*	5600 *UJ*
ONON2A	SF0128	S341	8/4/2000		0 - 15	2,600 *UJ*	690 *J*	5,100 *U*	690 *J*	2,600 *U*	4,000	2,600 *U*	2,600 *UJ*
ONON2A	SF0129	S341	8/4/2000		15 - 30	3,200 *UJ*	230 *J*	3,500 *J*	720 *J*	3,200 *UJ*	4,000 *J*	3,200 *U*	3,200 *UJ*
ONON2A	SF0132	S343	8/4/2000		0 - 15	2,200 *UJ*	1,400 *J*	2,300 *J*	610 *J*	2,200 *UJ*	2,200 *J*	2,200 *U*	2,200 *UJ*
ONON2A	SF0133	S343	8/4/2000		15 - 30	2,200 *UJ*	580 *J*	2,400 *J*	420 *J*	2,200 *UJ*	930 *J*	2,200 *U*	2,200 *UJ*
ONON2A	SF0136	S345	8/4/2000		0 - 15	7,400 *UJ*	6,100 *J*	8,000 *J*	2,200 *J*	7,400 *UJ*	8,300 *J*	7,400 *U*	7,400 *UJ*
ONON2A	SF0137	S345	8/4/2000		15 - 30	8,100 *UJ*	5,800 *J*	9,000 *J*	2,000 *J*	8,100 *UJ*	11,000 *J*	8,100 *U*	8,100 *UJ*
ONON2A	SF0138	S346	8/4/2000		0 - 15	4,300 *UJ*	2,200 *J*	4,900 *J*	800 *J*	4,300 *UJ*	2,400 *J*	4,300 *U*	4,300 *UJ*
ONON2A	SF0139	S346	8/4/2000		15 - 30	2,300 *U*	1,700 *J*	4,500 *U*	430 *J*	2,300 *U*	2,300	2,300 *U*	2,300 *U*
ONON2A	SF0140	S347	8/4/2000		0 - 15	2,600 *UJ*	480 *J*	3,000 *J*	340 *J*	2,600 *UJ*	950 *J*	2,600 *U*	2,600 *UJ*
ONON2A	SF0141	S347	8/4/2000		15 - 30	11,000 *UJ*	1,100 *J*	13,000 *J*	7,000 *J*	11,000 *UJ*	3,800 *J*	11,000 *U*	11,000 *UJ*
ONON2A	SF0142	S348	8/5/2000		0 - 15	3,600 *UJ*	1,200 *J*	7,100 *UJ*	490 *J*	3,600 *UJ*	710 *J*	3,600 *U*	3,600 *UJ*
ONON2A	SF0143	S348	8/5/2000		15 - 30	3,000 *UJ*	2,700 *J*	6,100 *UJ*	1,200 *J*	3,000 *UJ*	2,100 *J*	3,000 *U*	3,000 *UJ*
ONON2A	SF0144	S349	8/5/2000		0 - 15	2,600 *UJ*	630 *J*	5,100 *UJ*	1,200 *J*	2,600 *UJ*	4,100 *J*	2,600 *U*	2,600 *UJ*
ONON2A	SF0145	S349	8/5/2000		15 - 30	2,800 *UJ*	1,300 *J*	5,600 *UJ*	2,300 *J*	2,800 *UJ*	11,000 *J*	2,800 *U*	2,800 *UJ*
ONON2A	SF0146	S350	8/5/2000		0 - 15	3,100 *U*	1,100 *J*	6,200 *U*	610	3,100 *U*	380	3,100 *U*	3,100 *U*
ONON2A	SF0147	S350	8/5/2000		15 - 30	2,800 *UJ*	1,400 *J*	5,700 *UJ*	850 *J*	2,800 *UJ*	550 *J*	2,800 *U*	2,800 *UJ*
ONON2A	SF0149	S351	8/5/2000		0 - 15	26 *U*	12	52 *U*	26 *U*	26 *U*	47	26 *U*	26 *U*
ONON2A	SF0150	S351	8/5/2000		15 - 30	15 *U*	20	15 *U*	15 *U*	15 *U*	400	15 *U*	15 *U*
ONON2A	SF0173	S351	8/15/2000		0 - 2	6 *UJ*	11 *J*	13 *U*	6 *UJ*	2 *J*	6 *U*	6 *U*	6 *U*
ONON2A	SF0151	S352	8/10/2000		0 - 15	440 *U*	700	880 *U*	440 *U*	440 *U*	160 *J*	440 *U*	440 *U*
ONON2A	SF0152	S352	8/10/2000		15 - 30	910 *U*	1,600	1,800 *U*	910 *U*	910 *U*	980	910 *U*	910 *U*
ONON2A	SF0113	S353	7/27/2000		0 - 15	4 *U*	3 *J*	10 *J*	4 *U*	4 *U*	8 *U*	4 *U*	4 *U*
ONON2A	SF0114	S353	7/27/2000		15 - 30	3 *UJ*	2 *J*	10 *UJ*	3 *UJ*	3 *UJ*	3 *UJ*	3 *U*	3 *UJ*
ONON2A	SF0170	S434	8/9/2000		0 - 15	4 *U*	0.9 *J*	4 *U*	4 *U*	4 *U*	4 *U*	4 *U*	4 *U*
ONON2A	SF0171	S434	8/9/2000		15 - 30	4 *U*	3 *J*	4 *U*	4 *U*	4 *U*	4 *U*	4 *U*	4 *U*
ONON2A	SF0172	S435	8/9/2000		0 - 5	3,200 *UJ*	71,000 *J*	6,500 *UJ*	2,300 *J*	3,200 *UJ*	6,900 *J*	3,200 *U*	3,200 *UJ*

Table A-3B. (cont.)

Survey	Sample Number	Survey Station	Date	Duplicates	Depth (cm)	Trichloroethene (µg/kg)	Tetrachloro-benzene (mixed) (µg/kg)	Vinyl chloride (µg/kg)	Xylene (m,p) (µg/kg)	Xylene (o) (µg/kg)	Xylene (Total) (µg/kg)	Sum of Xylenes [1] (µg/kg)	Pentachloro benzene (µg/kg)
ONON2A	SF0123	S340	8/15/2000	1	0 - 2	17 *UJ*		33 *UJ*			200 *J*	200 *J*	
ONON2A	SF0123_R	S340	8/15/2000	2	0 - 2	530 *UJ*		1,100 *UJ*			22,000 *J*	22,000 *J*	
ONON2A	SF0126	S340	8/3/2000		0 - 15	4700 *UJ*		9,400 *UJ*			23,000 *J*	23,000 *J*	
ONON2A	SF0127	S340	8/3/2000		15 - 30	5600 *UJ*		11,000 *UJ*			54,000 *J*	54,000 *J*	
ONON2A	SF0128	S341	8/4/2000		0 - 15	2,600 *U*		5,100 *U*			13,000	13,000	
ONON2A	SF0129	S341	8/4/2000		15 - 30	3,200 *UJ*		6,400 *UJ*			6,100 *J*	6,100 *J*	
ONON2A	SF0132	S343	8/4/2000		0 - 15	2,200 *UJ*		4,300 *UJ*			34,000 *J*	34,000 *J*	
ONON2A	SF0133	S343	8/4/2000		15 - 30	2,200 *UJ*		4,300 *UJ*			14,000 *J*	14,000 *J*	
ONON2A	SF0136	S345	8/4/2000		0 - 15	7,400 *UJ*		15,000 *UJ*			150,000 *J*	150,000 *J*	
ONON2A	SF0137	S345	8/4/2000		15 - 30	8,100 *UJ*		16,000 *UJ*			140,000 *J*	140,000 *J*	
ONON2A	SF0138	S346	8/4/2000		0 - 15	4,300 *UJ*		8,600 *UJ*			53,000 *J*	53,000 *J*	
ONON2A	SF0139	S346	8/4/2000		15 - 30	2,300 *U*		4,500 *U*			42,000	42,000	
ONON2A	SF0140	S347	8/4/2000		0 - 15	2,600 *UJ*		5,200 *UJ*			9,800 *J*	9,800 *J*	
ONON2A	SF0141	S347	8/4/2000		15 - 30	11,000 *UJ*		23,000 *UJ*			23,000 *J*	23,000 *J*	
ONON2A	SF0142	S348	8/5/2000		0 - 15	3,600 *UJ*		7,100 *UJ*			16,000 *J*	16,000 *J*	
ONON2A	SF0143	S348	8/5/2000		15 - 30	3,000 *UJ*		6,100 *UJ*			35,000 *J*	35,000 *J*	
ONON2A	SF0144	S349	8/5/2000		0 - 15	2,600 *UJ*		5,100 *UJ*			9,500 *J*	9,500 *J*	
ONON2A	SF0145	S349	8/5/2000		15 - 30	2,800 *UJ*		5,600 *UJ*			21,000 *J*	21,000 *J*	
ONON2A	SF0146	S350	8/5/2000		0 - 15	3,100 *U*		6,200 *U*			14,000	14,000	
ONON2A	SF0147	S350	8/5/2000		15 - 30	2,800 *UJ*		5,700 *UJ*			20,000 *J*	20,000 *J*	
ONON2A	SF0149	S351	8/5/2000		0 - 15	26 *U*		52 *U*			170	170	
ONON2A	SF0150	S351	8/5/2000		15 - 30	15 *U*		29 *U*			440	440	
ONON2A	SF0173	S351	8/15/2000		0 - 2	4		13 *U*			46 *J*	46 *J*	
ONON2A	SF0151	S352	8/10/2000		0 - 15	440 *U*		880 *U*			1,600	1,600	
ONON2A	SF0152	S352	8/10/2000		15 - 30	910 *U*		1,800 *U*			8,000	8,000	
ONON2A	SF0113	S353	7/27/2000		0 - 15	4 *U*		8 *U*			14	14	
ONON2A	SF0114	S353	7/27/2000		15 - 30	3 *UJ*		7 *UJ*			16 *J*	16 *J*	
ONON2A	SF0170	S434	8/9/2000		0 - 15	4 *U*		8 *U*			4 *U*	4 *U*	
ONON2A	SF0171	S434	8/9/2000		15 - 30	4 *U*		9 *U*			4 *U*	4 *U*	
ONON2A	SF0172	S435	8/9/2000		0 - 5	3,200 *UJ*		6,500 *UJ*			330,000 *J*	330,000 *J*	

Notes: [1] Sum of xylenes is a calculated quantity, not a direct measurement

J - estimated

U - not detected at reported quantitation limit

R - rejected datum

Table A-3C. Southern Basin Nearshore Sediments – Semivolatile Organic Compound Data

Survey	Sample Number	Survey Station	Date	Duplicates	Depth (cm)	1,2,3,4-Tetrachloro-benzene (µg/kg)	1,2-Dichloro-benzene (µg/kg)	1,3-Dichloro-benzene (µg/kg)	1,4-Dichloro-benzene (µg/kg)	Dichloro-benzenes, (sum of) [1] (µg/kg)	2,2'-Oxybis (1-chloro-propane) (ug/kg)	1,2,3-Trichloro-benzene (µg/kg)	1,2,4-Trichloro-benzene (µg/kg)
O-SEDCHM	S00014	S1	5/8/1992		0 - 30		6,000 *J*	5,700 *UJ*	15,000 *J*	21,000 *J*	5,700 *UJ*		5,700 *J*
O-SEDCHM	S00556	S1	8/2/1992	D1	0 - 2		370 *J*	1,200 *UJ*	860 *J*	1,230 *J*	1,200 *UJ*		260 *J*
O-SEDCHM	S00557	S1	8/2/1992	D2	0 - 2		690 *J*	1,200 *UJ*	870 *J*	1,560 *J*	1,200 *UJ*		320 *J*
O-SEDCHM	S00558	S1	8/2/1992	D3	0 - 2		400 *J*	1,200 *UJ*	930 *J*	1,330 *J*	1,200 *UJ*		280 *J*
O-SEDCHM	S00546	S2	7/30/1992		0 - 2	36	870 *J*	1,200 *U*	3,300	4,170		1200 *U*	1,200 *U*
O-SEDCHM	S00340	S3	10/1/1992		0 - 30	30,000 *UJ*	3,700	5,000	42,000	50,700		4500	3,700
O-SEDCHM	S00613	S3	8/12/1992		0 - 2	37 *J*							
O-SEDCHM	S00653	S3	9/17/1992		0 - 2		75	64	770	909		26 *U*	25 *J*
O-SEDCHM	S00547	S5	7/30/1992		0 - 2	15 *U*	33 *J*	21 *J*	120 *J*	174 *J*		11 *UJ*	11 *UJ*
O-SEDCHM	S00004	S6	5/7/1992		0 - 30		1,200 *UJ*	1,200 *UJ*	1,200 *UJ*	1,200 *UJ*	1,200 *UJ*		1,200 *UJ*
O-SEDCHM	S00582	S6	8/6/1992		0 - 2		48 *J*	120 *U*	89 *J*	137 *J*	120 *U*		43 *J*
O-SEDCHM	S00555	S7	8/2/1992		0 - 2	11	7 *UJ*	7 *UJ*	5 *J*	5 *J*		7 *UJ*	7 *UJ*
O-SEDCHM	S00001	S10	5/7/1992		0 - 30		180 *J*	630 *UJ*	410 *J*	590 *J*	630 *UJ*		630 *UJ*
O-SEDCHM	S00572	S10	8/4/1992		0 - 2		1,500 *UJ*	1,500 *UJ*	1,500 *UJ*	1,500 *UJ*	1,500 *UJ*		1,500 *UJ*
O-SEDCHM	S00162	S11	7/10/1992		0 - 30	4.1 *U*	1,500 *U*	1,500 *U*	1,800	1,800		910 *J*	1,500 *U*
O-SEDCHM	S00567	S11	8/3/1992		0 - 2	4.9 *U*	7 *U*	7 *U*	7 *U*	7 *U*		7 *U*	7 *U*
O-SEDCHM	S00565	S13	8/3/1992		0 - 2	7.2 *U*	50 *UJ*	50 *UJ*	50 *UJ*	50 *UJ*		50 *UJ*	50 *UJ*
O-SEDCHM	S00542	S14	7/30/1992		0 - 2	110	7,900	1,200 *J*	9,300	18,400		2700 *U*	2,700 *U*
O-SEDCHM	S00062	S16	5/11/1992	D1	0 - 30		1,900 *UJ*	1,900 *UJ*	1,900 *UJ*	1,900 *UJ*	1,900 *UJ*		1,900 *UJ*
O-SEDCHM	S00065	S16	5/11/1992	D2	0 - 30		2,300 *UJ*	2,300 *UJ*	2,300 *UJ*	2,300 *UJ*	2,300 *UJ*		2,300 *UJ*
O-SEDCHM	S00066	S16	5/11/1992	D3	0 - 30		2,200 *UJ*	2,200 *UJ*	2,200 *UJ*	2,200 *UJ*	2,200 *UJ*		2,200 *UJ*
O-SEDCHM	S00566	S16	8/3/1992		0 - 2		150 *U*	150 *U*	150 *U*	150 *U*	150 *U*		150 *U*
O-SEDCHM	S00562	S17	8/3/1992	D1	0 - 2	6.4 *UJ*	11 *UJ*	11 *UJ*	11 *UJ*	11 *UJ*		11 *UJ*	11 *UJ*
O-SEDCHM	S00563	S17	8/3/1992	D2	0 - 2	6.9 *UJ*	10 *UJ*	10 *UJ*	10 *UJ*	10 *UJ*		10 *UJ*	10 *UJ*
O-SEDCHM	S00564	S17	8/3/1992	D3	0 - 2	6.8 *U*	10 *UJ*	10 *UJ*	10 *UJ*	10 *UJ*		10 *UJ*	10 *UJ*
O-SEDCHM	S00017	S20	5/8/1992		0 - 30		4,600 *UJ*	4,600 *UJ*	1,100 *J*	1,100 *J*	4,600 *UJ*		4,600 *UJ*
O-SEDCHM	S00560	S20	8/2/1992		0 - 2		3,500 *J*	4,400 *UJ*	7,000 *J*	10,500 *J*	4,400 *UJ*		4,400 *UJ*
O-SEDCHM	S00540	S21	7/30/1992		0 - 2	650	2,700	780 *J*	11,000	14,480		1100 *U*	1,100 *U*
O-SEDCHM	S00580	S26	8/6/1992		0 - 2	5.6 *U*	8 *U*	8 *U*	8 *U*	8 *U*		8 *U*	8 *U*
O-SEDCHM	S00533	S28	7/28/1992		0 - 2	4.7 *U*	1,400 *U*	1,400 *U*	1,300 *J*	1,300 *J*		1400 *U*	1,400 *U*
O-SEDCHM	S00573	S34	8/4/1992		0 - 2	5.8 *U*	8 *UJ*	8 *UJ*	8 *UJ*	8 *UJ*		8 *UJ*	8 *UJ*
O-SEDCHM	S00535	S35	7/28/1992		0 - 2	6.4 *U*	10 *UJ*	10 *UJ*	10 *UJ*	10 *UJ*		10 *UJ*	10 *UJ*
O-SEDCHM	S00007	S36	5/8/1992		0 - 30		3,100 *UJ*	3,100 *UJ*	3,100 *UJ*	3,100 *UJ*	3,100 *UJ*		3,100 *UJ*
O-SEDCHM	S00532	S36	7/27/1992		0 - 2		8 *U*	8 *UJ*	6 *J*	42,000 *UJ*	42,000 *UJ*	8 *UJ*	8 *UJ*
O-SEDCHM	S00521	S37	7/24/1992		0 - 2	6.6 *UJ*	10 *UJ*	10 *UJ*	5 *J*	5 *J*		10 *UJ*	10 *UJ*
O-SEDCHM	S00051	S46	5/10/1992		0 - 30		80 *U*	80 *U*	80 *U*	80 *U*	80 *U*		80 *U*

Table A-3C. (cont.)

Survey	Sample Number	Survey Station	Date	Duplicates	Depth (cm)	1,3,5-Trichloro-benzene (µg/kg)	(Sum of) Trichloro-benzenes [1] (µg/kg)	2,4,5-Trichloro-phenol (µg/kg)	2,4,6-Trichloro-phenol (µg/kg)	2,4-Dichlorophenol (µg/kg)	2,4-Dimethyl-phenol (µg/kg)	2,4-Dinitro-phenol (µg/kg)	2,4-Dinitro-toluene (µg/kg)
O-SEDCHM	S00014	S1	5/8/1992		0 - 30			14,000 *UJ*	5,700 *UJ*	5,700 *UJ*	5,700 *UJ*	14,000 *UJ*	5,700 *UJ*
O-SEDCHM	S00556	S1	8/2/1992	D1	0 - 2			2,900 *UJ*	1,200 *UJ*	1,200 *UJ*	1,200 *UJ*	2,900 *UJ*	1,200 *UJ*
O-SEDCHM	S00557	S1	8/2/1992	D2	0 - 2			3,100 *UJ*	1,200 *UJ*	1,200 *UJ*	1,200 *UJ*	3,100 *UJ*	1,200 *UJ*
O-SEDCHM	S00558	S1	8/2/1992	D3	0 - 2			3,100 *UJ*	1,200 *UJ*	1,200 *UJ*	1,200 *UJ*	3,100 *UJ*	1,200 *UJ*
O-SEDCHM	S00546	S2	7/30/1992		0 - 2	560 *J*	560 *J*						
O-SEDCHM	S00340	S3	10/1/1992		0 - 30	6,400	14,600						
O-SEDCHM	S00613	S3	8/12/1992		0 - 2								
O-SEDCHM	S00653	S3	9/17/1992		0 - 2	26 *U*	25 *J*						
O-SEDCHM	S00547	S5	7/30/1992		0 - 2	11 *UJ*	11 *UJ*						
O-SEDCHM	S00004	S6	5/7/1992		0 - 30			2,900 *UJ*	1,200 *UJ*	1,200 *UJ*	1,200 *UJ*	2,900 *UJ*	1,200 *UJ*
O-SEDCHM	S00582	S6	8/6/1992		0 - 2			310 *U*	120 *U*	120 *U*	120 *U*	310 *U*	120 *U*
O-SEDCHM	S00555	S7	8/2/1992		0 - 2	7 *UJ*	7 *UJ*						
O-SEDCHM	S00001	S10	5/7/1992		0 - 30			1,600 *UJ*	630 *UJ*	630 *UJ*	630 *UJ*	1,600 *UJ*	630 *UJ*
O-SEDCHM	S00572	S10	8/4/1992		0 - 2			3,700 *UJ*	1,500 *UJ*	1,500 *UJ*	1,500 *UJ*	3,700 *UJ*	1,500 *UJ*
O-SEDCHM	S00162	S11	7/10/1992		0 - 30	1,500 *U*	910 *J*						
O-SEDCHM	S00567	S11	8/3/1992		0 - 2	7 *U*	7 *U*						
O-SEDCHM	S00565	S13	8/3/1992		0 - 2	50 *UJ*	50 *UJ*						
O-SEDCHM	S00542	S14	7/30/1992		0 - 2	4,200	4,200						
O-SEDCHM	S00062	S16	5/11/1992	D1	0 - 30			4,800 *UJ*	1,900 *UJ*	1,900 *UJ*	1,900 *UJ*	4,800 *UJ*	1,900 *UJ*
O-SEDCHM	S00065	S16	5/11/1992	D2	0 - 30			5,800 *UJ*	2,300 *UJ*	2,300 *UJ*	2,300 *UJ*	5,800 *UJ*	2,300 *UJ*
O-SEDCHM	S00066	S16	5/11/1992	D3	0 - 30			5,400 *UJ*	2,200 *UJ*	2,200 *UJ*	2,200 *UJ*	5,400 *UJ*	2,200 *UJ*
O-SEDCHM	S00566	S16	8/3/1992		0 - 2			370 *U*	150 *U*	150 *U*	150 *U*	370 *U*	150 *U*
O-SEDCHM	S00562	S17	8/3/1992	D1	0 - 2	11 *UJ*	11 *UJ*						
O-SEDCHM	S00563	S17	8/3/1992	D2	0 - 2	10 *UJ*	10 *UJ*						
O-SEDCHM	S00564	S17	8/3/1992	D3	0 - 2	10 *UJ*	10 *UJ*						
O-SEDCHM	S00017	S20	5/8/1992		0 - 30			11,000 *UJ*	4,600 *UJ*	4,600 *UJ*	4,600 *UJ*	11,000 *UJ*	4,600 *UJ*
O-SEDCHM	S00560	S20	8/2/1992		0 - 2			11,000 *UJ*	4,400 *UJ*	4,400 *UJ*	4,400 *UJ*	11,000 *UJ*	4,400 *UJ*
O-SEDCHM	S00540	S21	7/30/1992		0 - 2	1,300	1,300						
O-SEDCHM	S00580	S26	8/6/1992		0 - 2	8 *U*	8 *U*						
O-SEDCHM	S00533	S28	7/28/1992		0 - 2	1,400 *U*	1,400 *U*						
O-SEDCHM	S00573	S34	8/4/1992		0 - 2	8 *UJ*	8 *UJ*						
O-SEDCHM	S00535	S35	7/28/1992		0 - 2	10 *UJ*	10 *UJ*						
O-SEDCHM	S00007	S36	5/8/1992		0 - 30			7,800 *UJ*	3,100 *UJ*	3,100 *UJ*	3,100 *UJ*	7,800 *UJ*	3,100 *UJ*
O-SEDCHM	S00532	S36	7/27/1992		0 - 2	8 *UJ*	8 *UJ*	100,000 *UJ*	42,000 *UJ*	42,000 *UJ*	42,000 *UJ*	100,000 *UJ*	42,000 *UJ*
O-SEDCHM	S00521	S37	7/24/1992		0 - 2	10 *UJ*	10 *UJ*						
O-SEDCHM	S00051	S46	5/10/1992		0 - 30			200 *U*	80 *U*	80 *U*	80 *U*	200 *U*	80 *U*

Table A-3C. (cont.)

Survey	Sample Number	Survey Station	Date	Duplicates	Depth (cm)	2,6-Dinitro-toluene (µg/kg)	2-Chloro-naphthalene (µg/kg)	2-Chloro-phenol (µg/kg)	2-Methyl-4,6-dinitrophenol (µg/kg)	2-Methyl-naphthalene (µg/kg)	2-Methyl-phenol (µg/kg)	4-Methyl-phenol (µg/kg)	2-Nitro-aniline (µg/kg)	3-Nitro-aniline (µg/kg)
O-SEDCHM	S00014	S1	5/8/1992		0 - 30	5,700 *UJ*	5,700 *UJ*	5,700 *UJ*	14,000 *UJ*	5,100 *J*	5,700 *UJ*	5,700 *UJ*	14,000 *UJ*	14,000 *UJ*
O-SEDCHM	S00556	S1	8/2/1992	D1	0 - 2	1,200 *UJ*	1,200 *UJ*	1,200 *UJ*	2,900 *UJ*	800 *J*	1,200 *UJ*	1,200 *UJ*	2,900 *UJ*	2,900 *UJ*
O-SEDCHM	S00557	S1	8/2/1992	D2	0 - 2	1,200 *UJ*	1,200 *UJ*	1,200 *UJ*	3,100 *UJ*	690 *J*	1,200 *UJ*	1,200 *UJ*	3,100 *UJ*	3,100 *UJ*
O-SEDCHM	S00558	S1	8/2/1992	D3	0 - 2	1,200 *UJ*	1,200 *UJ*	1,200 *UJ*	3,100 *UJ*	1,700 *J*	1,200 *UJ*	1,200 *UJ*	3,100 *UJ*	3,100 *UJ*
O-SEDCHM	S00546	S2	7/30/1992		0 - 2									
O-SEDCHM	S00340	S3	10/1/1992		0 - 30									
O-SEDCHM	S00613	S3	8/12/1992		0 - 2									
O-SEDCHM	S00653	S3	9/17/1992		0 - 2									
O-SEDCHM	S00547	S5	7/30/1992		0 - 2									
O-SEDCHM	S00004	S6	5/7/1992		0 - 30	1,200 *UJ*	1,200 *UJ*	1,200 *UJ*	2,900 *UJ*	390 *J*	1,200 *UJ*	1,200 *UJ*	2,900 *UJ*	2,900 *UJ*
O-SEDCHM	S00582	S6	8/6/1992		0 - 2	120 *U*	120 *U*	120 *U*	310 *U*	33 *J*	120 *U*	120 *U*	310 *U*	310 *U*
O-SEDCHM	S00555	S7	8/2/1992		0 - 2									
O-SEDCHM	S00001	S10	5/7/1992		0 - 30	630 *UJ*	630 *UJ*	630 *UJ*	1,600 *UJ*	460 *J*	630 *UJ*	690 *J*	1,600 *UJ*	1,600 *UJ*
O-SEDCHM	S00572	S10	8/4/1992		0 - 2	1,500 *UJ*	1,500 *UJ*	1,500 *UJ*	3,700 *UJ*	620 *J*	1,500 *UJ*	1,500 *UJ*	3,700 *UJ*	3,700 *UJ*
O-SEDCHM	S00162	S11	7/10/1992		0 - 30									
O-SEDCHM	S00567	S11	8/3/1992		0 - 2									
O-SEDCHM	S00565	S13	8/3/1992		0 - 2									
O-SEDCHM	S00542	S14	7/30/1992		0 - 2									
O-SEDCHM	S00062	S16	5/11/1992	D1	0 - 30	1,900 *UJ*	1,900 *UJ*	1,900 *UJ*	4,800 *UJ*	2,600 *J*	1,900 *UJ*	1,900 *UJ*	4,800 *UJ*	4,800 *UJ*
O-SEDCHM	S00065	S16	5/11/1992	D2	0 - 30	2,300 *UJ*	2,300 *UJ*	2,300 *UJ*	5,800 *UJ*	3,700 *J*	2,300 *UJ*	2,300 *UJ*	5,800 *UJ*	5,800 *UJ*
O-SEDCHM	S00066	S16	5/11/1992	D3	0 - 30	2,200 *UJ*	2,200 *UJ*	2,200 *UJ*	5,400 *UJ*	3,700 *J*	2,200 *UJ*	2,200 *UJ*	5,400 *UJ*	5,400 *UJ*
O-SEDCHM	S00566	S16	8/3/1992		0 - 2	150 *U*	150 *U*	150 *U*	370 *U*	150 *U*	150 *U*	150 *U*	370 *U*	370 *U*
O-SEDCHM	S00562	S17	8/3/1992	D1	0 - 2									
O-SEDCHM	S00563	S17	8/3/1992	D2	0 - 2									
O-SEDCHM	S00564	S17	8/3/1992	D3	0 - 2									
O-SEDCHM	S00017	S20	5/8/1992		0 - 30	4,600 *UJ*	4,600 *UJ*	4,600 *UJ*	11,000 *UJ*	4,500 *J*	4,600 *UJ*	4,600 *UJ*	11,000 *UJ*	11,000 *UJ*
O-SEDCHM	S00560	S20	8/2/1992		0 - 2	4,400 *UJ*	4,400 *UJ*	4,400 *UJ*	11,000 *UJ*	3,700 *J*	4,400 *UJ*	4,400 *UJ*	11,000 *UJ*	11,000 *UJ*
O-SEDCHM	S00540	S21	7/30/1992		0 - 2									
O-SEDCHM	S00580	S26	8/6/1992		0 - 2									
O-SEDCHM	S00533	S28	7/28/1992		0 - 2									
O-SEDCHM	S00573	S34	8/4/1992		0 - 2									
O-SEDCHM	S00535	S35	7/28/1992		0 - 2									
O-SEDCHM	S00007	S36	5/8/1992		0 - 30	3,100 *UJ*	3,100 *UJ*	3,100 *UJ*	7,800 *UJ*	1,000 *J*	3,100 *UJ*	3,100 *UJ*	7,800 *UJ*	7,800 *UJ*
O-SEDCHM	S00532	S36	7/27/1992		0 - 2	42,000 *UJ*	42,000 *UJ*	42,000 *UJ*	100,000 *UJ*	42,000 *UJ*	42,000 *UJ*	42,000 *UJ*	100,000 *UJ*	100,000 *UJ*
O-SEDCHM	S00521	S37	7/24/1992		0 - 2									
O-SEDCHM	S00051	S46	5/10/1992		0 - 30	80 *U*	80 *U*	80 *U*	200 *U*	80 *U*	80 *U*	80 *U*	200 *U*	200 *U*

Table A-3C. (cont.)

Survey	Sample Number	Survey Station	Date	Duplicates	Depth (cm)	4-Nitro-aniline (µg/kg)	2-Nitro-phenol (µg/kg)	4-Nitro-phenol (µg/kg)	3,3-Dichloro-benzidine (µg/kg)	4-Bromo-phenyl-phenyl ether (µg/kg)	4-Chloro-3-methyl- phenol (µg/kg)	4-Chloro-aniline (µg/kg)	4-Chloro-phenyl-phenyl ether (µg/kg)
O-SEDCHM	S00014	S1	5/8/1992		0 - 30	14,000 *UJ*	5,700 *UJ*	14,000 *UJ*	5,700 *UJ*	5,700 *UJ*	5,700 *UJ*	5,700 *UJ*	5,700 *UJ*
O-SEDCHM	S00556	S1	8/2/1992	D1	0 - 2	2,900 *UJ*	1,200 *UJ*	2,900 *UJ*	1,200 *UJ*	1,200 *UJ*	1,200 *UJ*	1,200 *UJ*	1,200 *UJ*
O-SEDCHM	S00557	S1	8/2/1992	D2	0 - 2	3,100 *UJ*	1,200 *UJ*	3,100 *UJ*	1,200 *UJ*	1,200 *UJ*	1,200 *UJ*	1,200 *UJ*	1,200 *UJ*
O-SEDCHM	S00558	S1	8/2/1992	D3	0 - 2	3,100 *UJ*	1,200 *UJ*	3,100 *UJ*	1,200 *UJ*	1,200 *UJ*	1,200 *UJ*	1,200 *UJ*	1,200 *UJ*
O-SEDCHM	S00546	S2	7/30/1992		0 - 2								
O-SEDCHM	S00340	S3	10/1/1992		0 - 30								
O-SEDCHM	S00613	S3	8/12/1992		0 - 2								
O-SEDCHM	S00653	S3	9/17/1992		0 - 2								
O-SEDCHM	S00547	S5	7/30/1992		0 - 2								
O-SEDCHM	S00004	S6	5/7/1992		0 - 30	2,900 *UJ*	1,200 *UJ*	2,900 *UJ*	1,200 *UJ*	1,200 *UJ*	1,200 *UJ*	1,200 *UJ*	1,200 *UJ*
O-SEDCHM	S00582	S6	8/6/1992		0 - 2	310 *U*	120 *U*	310 *U*	120 *U*	120 *U*	120 *U*	120 *U*	120 *U*
O-SEDCHM	S00555	S7	8/2/1992		0 - 2								
O-SEDCHM	S00001	S10	5/7/1992		0 - 30	1,600 *UJ*	630 *UJ*	1,600 *UJ*	630 *UJ*	630 *UJ*	630 *UJ*	630 *UJ*	630 *UJ*
O-SEDCHM	S00572	S10	8/4/1992		0 - 2	3,700 *UJ*	1,500 *UJ*	3,700 *UJ*	1,500 *UJ*	1,500 *UJ*	1,500 *UJ*	1,500 *UJ*	1,500 *UJ*
O-SEDCHM	S00162	S11	7/10/1992		0 - 30								
O-SEDCHM	S00567	S11	8/3/1992		0 - 2								
O-SEDCHM	S00565	S13	8/3/1992		0 - 2								
O-SEDCHM	S00542	S14	7/30/1992		0 - 2								
O-SEDCHM	S00062	S16	5/11/1992	D1	0 - 30	4,800 *UJ*	1,900 *UJ*	4,800 *UJ*	1,900 *UJ*	1,900 *UJ*	1,900 *UJ*	1,900 *UJ*	1,900 *UJ*
O-SEDCHM	S00065	S16	5/11/1992	D2	0 - 30	5,800 *UJ*	2,300 *UJ*	5,800 *UJ*	2,300 *UJ*	2,300 *UJ*	2,300 *UJ*	2,300 *UJ*	2,300 *UJ*
O-SEDCHM	S00066	S16	5/11/1992	D3	0 - 30	5,400 *UJ*	2,200 *UJ*	5,400 *UJ*	2,200 *UJ*	2,200 *UJ*	2,200 *UJ*	2,200 *UJ*	2,200 *UJ*
O-SEDCHM	S00566	S16	8/3/1992		0 - 2	370 *U*	150 *U*	370 *U*	150 *U*	150 *U*	150 *U*	150 *U*	150 *U*
O-SEDCHM	S00562	S17	8/3/1992	D1	0 - 2								
O-SEDCHM	S00563	S17	8/3/1992	D2	0 - 2								
O-SEDCHM	S00564	S17	8/3/1992	D3	0 - 2								
O-SEDCHM	S00017	S20	5/8/1992		0 - 30	11,000 *UJ*	4,600 *UJ*	11,000 *UJ*	4,600 *UJ*	4,600 *UJ*	4,600 *UJ*	4,600 *UJ*	4,600 *UJ*
O-SEDCHM	S00560	S20	8/2/1992		0 - 2	11,000 *UJ*	4,400 *UJ*	11,000 *UJ*	4,400 *UJ*	4,400 *UJ*	4,400 *UJ*	4,400 *UJ*	4,400 *UJ*
O-SEDCHM	S00540	S21	7/30/1992		0 - 2								
O-SEDCHM	S00580	S26	8/6/1992		0 - 2								
O-SEDCHM	S00533	S28	7/28/1992		0 - 2								
O-SEDCHM	S00573	S34	8/4/1992		0 - 2								
O-SEDCHM	S00535	S35	7/28/1992		0 - 2								
O-SEDCHM	S00007	S36	5/8/1992		0 - 30	7,800 *UJ*	3,100 *UJ*	7,800 *UJ*	3,100 *UJ*	3,100 *UJ*	3,100 *UJ*	3,100 *UJ*	3,100 *UJ*
O-SEDCHM	S00532	S36	7/27/1992		0 - 2	100,000 *UJ*	42,000 *UJ*	100,000 *UJ*	42,000 *UJ*	42,000 *UJ*	42,000 *UJ*	42,000 *UJ*	42,000 *UJ*
O-SEDCHM	S00521	S37	7/24/1992		0 - 2								
O-SEDCHM	S00051	S46	5/10/1992		0 - 30	200 *U*	80 *U*	200 *U*	80 *U*	80 *U*	80 *U*	80 *U*	80 *U*

Table A-3C. (cont.)

Survey	Sample Number	Survey Station	Date	Duplicates	Depth (cm)	Acenaphthene (µg/kg)	Acenaph - thylene (µg/kg)	Anthracene (µg/kg)	Benz(a) anthracene (µg/kg)	Benzo(a) pyrene (µg/kg)	Benzo(b) fluoranthene (µg/kg)	Benzo(g,h,i) perylene (µg/kg)	Benzo(k) fluoranthene (µg/kg)	Benzyl Alcohol (µg/kg)
O-SEDCHM	S00014	S1	5/8/1992		0 - 30	3,100 *J*	1,200 *J*	5,700 *UJ*	3,400 *J*	2,100 *J*	5,700 *UJ*	1,200 *J*	5,700 *UJ*	
O-SEDCHM	S00556	S1	8/2/1992	D1	0 - 2	890 *J*	550 *J*	5,900 *J*	3,300 *J*	3,100 *J*	5,200 *J*	1,500 *J*	1,200 *UJ*	
O-SEDCHM	S00557	S1	8/2/1992	D2	0 - 2	950 *J*	610 *J*	2,000 *J*	5,500 *J*	4,800 *J*	8,000 *J*	2,000 *J*	1,200 *UJ*	
O-SEDCHM	S00558	S1	8/2/1992	D3	0 - 2	1,200 *J*	740 *J*	2,000 *J*	3,600 *J*	3,200 *J*	5,600 *J*	1,600 *J*	1,200 *UJ*	
O-SEDCHM	S00546	S2	7/30/1992		0 - 2	1,100 *J*	7,000 *UJ*	390 *J*	770 *J*	470 *J*	2,000 *J*	2,100 *J*	350 *UJ*	
O-SEDCHM	S00340	S3	10/1/1992		0 - 30									
O-SEDCHM	S00613	S3	8/12/1992		0 - 2	1,800 *UJ*	3,500 *UJ*	680 *J*	920 *J*	490 *J*	2,700 *J*	3,100 *J*	530 *J*	
O-SEDCHM	S00653	S3	9/17/1992		0 - 2									
O-SEDCHM	S00547	S5	7/30/1992		0 - 2	2,900 *J*	2,600 *J*	1,300 *J*	2,000 *J*	1,600 *J*	4,200 *J*	4,400 *J*	990 *J*	
O-SEDCHM	S00004	S6	5/7/1992		0 - 30	8,000 *J*	1,400 *J*	9,400 *J*	13,000 *J*	11,000 *J*	13,000 *J*	4,200 *J*	1,200 *UJ*	
O-SEDCHM	S00582	S6	8/6/1992		0 - 2	190	120 *J*	490	780	870	1300	290	120 *U*	
O-SEDCHM	S00555	S7	8/2/1992		0 - 2	15,000 *J*	24,000 *UJ*	4,000 *J*	4,300 *J*	1,400 *J*	4,200 *J*	3,600 *J*	2,500 *J*	
O-SEDCHM	S00001	S10	5/7/1992		0 - 30	670 *J*	830 *J*	1,500 *J*	4,100 *J*	4,600 *J*	5,800 *J*	2,100 *J*	630 *UJ*	
O-SEDCHM	S00572	S10	8/4/1992		0 - 2	890 *J*	2,000 *J*	4,400 *J*	7,700 *J*	7,800 *J*	9,700 *J*	1,900 *J*	1,500 *UJ*	
O-SEDCHM	S00162	S11	7/10/1992		0 - 30	3,200 *J*	3,800 *J*	680 *J*	1,600 *J*	1,600 *J*	3,000 *J*	2,700 *J*	490 *J*	
O-SEDCHM	S00567	S11	8/3/1992		0 - 2	2,500 *UJ*	4,900 *UJ*	570 *J*	340 *J*	700 *J*	1,300 *J*	2,200 *J*	810 *J*	
O-SEDCHM	S00565	S13	8/3/1992		0 - 2	18,000 *UJ*	36,000 *UJ*	8,900 *J*	2,600 *J*	2,700 *J*	29,000 *J*	9,300 *J*	3,800 *J*	
O-SEDCHM	S00542	S14	7/30/1992		0 - 2	21,000 *UJ*	41,000 *UJ*	4,800 *J*	1,000 *J*	2,100 *UJ*	1,400 *J*	3,000 *J*	2,100 *UJ*	
O-SEDCHM	S00062	S16	5/11/1992	D1	0 - 30	1,500 *J*	1,900 *UJ*	1,100 *J*	1,200 *J*	1,100 *J*	1,800 *J*	760 *J*	1,900 *UJ*	
O-SEDCHM	S00065	S16	5/11/1992	D2	0 - 30	1,300 *J*	560 *J*	1,500 *J*	1,400 *J*	1,200 *J*	2,200 *J*	770 *J*	2,300 *UJ*	
O-SEDCHM	S00066	S16	5/11/1992	D3	0 - 30	1,300 *J*	2,200 *UJ*	2,200 *UJ*	1,600 *J*	1,200 *J*	1,800 *J*	960 *J*	2,200 *UJ*	
O-SEDCHM	S00566	S16	8/3/1992		0 - 2	46 *J*	72 *J*	240	630	640	1,100	260	150 *U*	
O-SEDCHM	S00562	S17	8/3/1992	D1	0 - 2	380 *J*	420 *J*	52 *J*	200 *J*	170 *J*	390 *J*	550 *J*	160 *J*	
O-SEDCHM	S00563	S17	8/3/1992	D2	0 - 2	240 *J*	440 *J*	58	160 *J*	140 *J*	260 *J*	510 *J*	120 *J*	
O-SEDCHM	S00564	S17	8/3/1992	D3	0 - 2	1,300	420 *J*	57	200 *J*	190	270 *J*	350	150 *J*	
O-SEDCHM	S00017	S20	5/8/1992		0 - 30	4,600 *UJ*	4,600 *UJ*	4,600 *UJ*	4,600 *UJ*	4,600 *UJ*	4,600 *UJ*	4,600 *UJ*	4,600 *UJ*	
O-SEDCHM	S00560	S20	8/2/1992		0 - 2	4,400 *UJ*	4,400 *UJ*	4,400 *UJ*	4,400 *UJ*	4,400 *UJ*	4,400 *UJ*	4,400 *UJ*	4,400 *UJ*	
O-SEDCHM	S00540	S21	7/30/1992		0 - 2	3,300 *UJ*	6,600 *UJ*	300 *J*	570 *J*	330 *UJ*	660 *UJ*	1,900 *J*	410 *J*	
O-SEDCHM	S00580	S26	8/6/1992		0 - 2	310 *J*	370 *J*	28 *UJ*	28 *U*	22 *J*	120 *J*	57 *U*	43	
O-SEDCHM	S00533	S28	7/28/1992		0 - 2	1,400 *J*	3,500 *J*	630	1,400	200 *U*	2,900	3,000	580	
O-SEDCHM	S00573	S34	8/4/1992		0 - 2	310 *J*	380 *J*	45 *J*	110 *J*	41 *J*	570 *J*	410 *J*	48 *J*	
O-SEDCHM	S00535	S35	7/28/1992		0 - 2	1,600 *U*	3,000 *J*	410	1,400	1,300	2,100	2,700	1,100	
O-SEDCHM	S00007	S36	5/8/1992		0 - 30	2,200 *J*	3,100 *UJ*	5,800 *J*	31,000 *J*	31,000 *J*	46,000 *J*	16,000 *J*	3,100 *UJ*	
O-SEDCHM	S00532	S36	7/27/1992		0 - 2	42,000 *UJ*	42,000 *UJ*	42,000 *UJ*	42,000 *UJ*	42,000 *UJ*	42,000 *UJ*	42,000 *UJ*	42,000 *UJ*	
O-SEDCHM	S00521	S37	7/24/1992		0 - 2	330 *UJ*	660 *UJ*	33 *UJ*	61 *J*	58 *J*	150 *J*	760 *J*	78 *J*	
O-SEDCHM	S00051	S46	5/10/1992		0 - 30	29 *J*	80 *U*	72 *J*	130	160	200	81	80 *U*	

Table A-3C. (cont.)

Survey	Sample Number	Survey Station	Date	Duplicates	Depth (cm)	Bis(2-chloro-ethoxy) methane (µg/kg)	Bis(2-chloroethyl) ether (µg/kg)	Bis(2-ethylhexyl) phthalate (µg/kg)	Butylbenzyl-phthalate (µg/kg)	Carbazole (µg/kg)	Chrysene (µg/kg)	Dibenz(a,h) anthracene (µg/kg)	Dibenzofuran (µg/kg)	Diethyl phthalate (µg/kg)
O-SEDCHM	S00014	S1	5/8/1992		0 - 30	5,700 *UJ*	5,700 *UJ*	5,700 *UJ*	5,700 *UJ*	5,700 *UJ*	3,300 *J*	5,700 *UJ*	3,500 *J*	5,700 *UJ*
O-SEDCHM	S00556	S1	8/2/1992	D1	0 - 2	1,200 *UJ*	1,200 *UJ*	1,500 *J*	1,200 *UJ*	330 *J*	3,600 *J*	540 *J*	1,100 *J*	1,200 *UJ*
O-SEDCHM	S00557	S1	8/2/1992	D2	0 - 2	1,200 *UJ*	1,200 *UJ*	1,300 *J*	1,200 *UJ*	340 *J*	6,000 *J*	840 *J*	1,200 *J*	1,200 *UJ*
O-SEDCHM	S00558	S1	8/2/1992	D3	0 - 2	1,200 *UJ*	1,200 *UJ*	1,600 *J*	1,200 *UJ*	400 *J*	4,200 *J*	620 *J*	1,600 *J*	1,200 *UJ*
O-SEDCHM	S00546	S2	7/30/1992		0 - 2						850 *J*	410 *J*		
O-SEDCHM	S00340	S3	10/1/1992		0 - 30									
O-SEDCHM	S00613	S3	8/12/1992		0 - 2						870 *J*	350 *UJ*		
O-SEDCHM	S00653	S3	9/17/1992		0 - 2									
O-SEDCHM	S00547	S5	7/30/1992		0 - 2						3,000 *J*	640 *J*		
O-SEDCHM	S00004	S6	5/7/1992		0 - 30	1,200 *UJ*	1,200 *UJ*	1,200 *UJ*	1,200 *UJ*	290 *J*	9,100 *J*	1,200 *UJ*	1,700 *J*	1,200 *UJ*
O-SEDCHM	S00582	S6	8/6/1992		0 - 2	120 *U*	120 *U*	350	120 *U*	120 *U*	790	120 *J*	43 *J*	120 *U*
O-SEDCHM	S00555	S7	8/2/1992		0 - 2						4,600 *J*	2,400 *UJ*		
O-SEDCHM	S00001	S10	5/7/1992		0 - 30	630 *UJ*	630 *UJ*	950 *J*	630 *UJ*	400 *J*	3,700 *J*	630 *UJ*	240 *J*	630 *UJ*
O-SEDCHM	S00572	S10	8/4/1992		0 - 2	1,500 *UJ*	1,500 *UJ*	440 *J*	1,500 *UJ*	330 *J*	7,500 *J*	730 *J*	470 *J*	1,500 *UJ*
O-SEDCHM	S00162	S11	7/10/1992		0 - 30						2,700 *J*	650 *J*		
O-SEDCHM	S00567	S11	8/3/1992		0 - 2						250 *UJ*	370 *J*		
O-SEDCHM	S00565	S13	8/3/1992		0 - 2						1,800 *UJ*	890 *J*		
O-SEDCHM	S00542	S14	7/30/1992		0 - 2						2,100 *UJ*	4,100 *UJ*		
O-SEDCHM	S00062	S16	5/11/1992	D1	0 - 30	1,900 *UJ*	1,900 *UJ*	2,500 *J*	1,900 *UJ*	1,900 *UJ*	1,500 *J*	1,900 *UJ*	1,900 *UJ*	1,900 *UJ*
O-SEDCHM	S00065	S16	5/11/1992	D2	0 - 30	2,300 *UJ*	2,300 *UJ*	3,100 *J*	2,300 *UJ*	2,300 *UJ*	1,600 *J*	2,300 *UJ*	2,300 *UJ*	2,300 *UJ*
O-SEDCHM	S00066	S16	5/11/1992	D3	0 - 30	2,200 *UJ*	2,200 *UJ*	2,400 *J*	2,200 *UJ*	2,200 *UJ*	1,600 *J*	2,200 *UJ*	2,200 *UJ*	2,200 *UJ*
O-SEDCHM	S00566	S16	8/3/1992		0 - 2	150 *U*	150 *U*	270	150 *U*	46 *J*	670	100 *J*	150 *U*	150 *U*
O-SEDCHM	S00562	S17	8/3/1992	D1	0 - 2						460 *J*	110 *J*		
O-SEDCHM	S00563	S17	8/3/1992	D2	0 - 2						370 *J*	75		
O-SEDCHM	S00564	S17	8/3/1992	D3	0 - 2						430 *J*	80		
O-SEDCHM	S00017	S20	5/8/1992		0 - 30	4,600 *UJ*	4,600 *UJ*	4,600 *UJ*	4,600 *UJ*	4,600 *UJ*	4,600 *UJ*	4,600 *UJ*	4,600 *UJ*	4,600 *UJ*
O-SEDCHM	S00560	S20	8/2/1992		0 - 2	4,400 *UJ*	4,400 *UJ*	4,400 *UJ*	4,400 *UJ*	4,400 *UJ*	4,400 *UJ*	4,400 *UJ*	4,400 *UJ*	4,400 *UJ*
O-SEDCHM	S00540	S21	7/30/1992		0 - 2						490 *J*	260 *J*		
O-SEDCHM	S00580	S26	8/6/1992		0 - 2						14 *J*	57 *U*		
O-SEDCHM	S00533	S28	7/28/1992		0 - 2						2,200	530		
O-SEDCHM	S00573	S34	8/4/1992		0 - 2						210 *J*	70 *UJ*		
O-SEDCHM	S00535	S35	7/28/1992		0 - 2						2700	660		
O-SEDCHM	S00007	S36	5/8/1992		0 - 30	3,100 *UJ*	3,100 *UJ*	3,100 *UJ*	3,100 *UJ*	3,900 *J*	34,000 *J*	3,100 *UJ*	3,100 *UJ*	3,100 *UJ*
O-SEDCHM	S00532	S36	7/27/1992		0 - 2	42,000 *UJ*	42,000 *UJ*	42,000 *UJ*	42,000 *UJ*	42,000 *UJ*	42,000 *UJ*	42,000 *UJ*	42,000 *UJ*	42,000 *UJ*
O-SEDCHM	S00521	S37	7/24/1992		0 - 2						140 *J*	66 *UJ*		
O-SEDCHM	S00051	S46	5/10/1992		0 - 30	80 *U*	80 *U*	27 *J*	80 *U*	33 *J*	130	31 *J*	18 *J*	80 *U*

Table A-3C. (cont.)

Survey	Sample Number	Survey Station	Date	Duplicates	Depth (cm)	Dimethyl phthalate (µg/kg)	Di-n-butyl phthalate (µg/kg)	Di-n-octyl phthalate (µg/kg)	Fluoranthene (µg/kg)	Fluorene (µg/kg)	Hexachloro benzene (GC/ECD) (µg/kg)	Hexachloro benzene (GC/MS) (µg/kg)	Final HCB Value (µg/kg)	Hexachloro-butadiene (µg/kg)
O-SEDCHM	S00014	S1	5/8/1992		0 - 30	5,700 *UJ*	5,700 *UJ*	5,700 *UJ*	9,300 *J*	14,000 *J*		1,600 *J*	1,600 *J*	5,700 *UJ*
O-SEDCHM	S00556	S1	8/2/1992	D1	0 - 2	1,200 *UJ*	1,200 *UJ*	1,200 *UJ*	6,900 *J*	1,300 *J*		1,200 *UJ*	1,200 *UJ*	1,200 *UJ*
O-SEDCHM	S00557	S1	8/2/1992	D2	0 - 2	1,200 *UJ*	1,200 *UJ*	1,200 *UJ*	6,600 *J*	1,200 *UJ*		1,200 *UJ*	1,200 *UJ*	1,200 *UJ*
O-SEDCHM	S00558	S1	8/2/1992	D3	0 - 2	1,200 *UJ*	1,200 *UJ*	1,200 *UJ*	6,400 *J*	1,800 *J*		1,200 *UJ*	1,200 *UJ*	1,200 *UJ*
O-SEDCHM	S00546	S2	7/30/1992		0 - 2				9,600 *J*	570 *J*		130	130	
O-SEDCHM	S00340	S3	10/1/1992		0 - 30							20,000 *J*	20,000 *J*	
O-SEDCHM	S00613	S3	8/12/1992		0 - 2				350 *UJ*	600 *J*		290 *J*	290 *J*	
O-SEDCHM	S00653	S3	9/17/1992		0 - 2									
O-SEDCHM	S00547	S5	7/30/1992		0 - 2				4,900 *J*	1,400 *J*		120	120	
O-SEDCHM	S00004	S6	5/7/1992		0 - 30	1,200 *UJ*	1,200 *UJ*	1,200 *UJ*	18,000 *J*	5,100 *J*		1,200 *UJ*	1,200 *UJ*	1,200 *UJ*
O-SEDCHM	S00582	S6	8/6/1992		0 - 2	120 *U*	120 *U*	120 *U*	910	160		120 *U*	120 *U*	120 *U*
O-SEDCHM	S00555	S7	8/2/1992		0 - 2				86,000 *UJ*	2,600 *J*		11	11	
O-SEDCHM	S00001	S10	5/7/1992		0 - 30	630 *UJ*	630 *UJ*	630 *UJ*	4,300 *J*	1,000 *J*		630 *UJ*	630 *UJ*	630 *UJ*
O-SEDCHM	S00572	S10	8/4/1992		0 - 2	1,500 *UJ*	1,500 *UJ*	1,500 *UJ*	10,000 *J*	3,500 *J*		1,500 *UJ*	1,500 *UJ*	1,500 *UJ*
O-SEDCHM	S00162	S11	7/10/1992		0 - 30				2,700 *J*	500 *J*		4.1 *U*	4.1 *U*	
O-SEDCHM	S00567	S11	8/3/1992		0 - 2				26,000 *UJ*	490 *UJ*		4.9 *U*	4.9 *U*	
O-SEDCHM	S00565	S13	8/3/1992		0 - 2				230,000 *UJ*	7,200 *J*		4.6 *J*	4.6 *J*	
O-SEDCHM	S00542	S14	7/30/1992		0 - 2				40,000 *J*	4,100 *UJ*		170	170	
O-SEDCHM	S00062	S16	5/11/1992	D1	0 - 30	1,900 *UJ*	1,900 *UJ*	1,900 *UJ*	3,000 *J*	1,200 *J*		1,900 *UJ*	1,900 *UJ*	1,900 *UJ*
O-SEDCHM	S00065	S16	5/11/1992	D2	0 - 30	2,300 *UJ*	2,300 *UJ*	2,300 *UJ*	4,100 *J*	1,200 *J*		2,300 *UJ*	2,300 *UJ*	2,300 *UJ*
O-SEDCHM	S00066	S16	5/11/1992	D3	0 - 30	2,200 *UJ*	2,200 *UJ*	2,200 *UJ*	3,900 *J*	940 *J*		2,200 *UJ*	2,200 *UJ*	2,200 *UJ*
O-SEDCHM	S00566	S16	8/3/1992		0 - 2	150 *U*	150 *U*	150 *U*	930	72 *J*		150 *U*	150 *U*	150 *U*
O-SEDCHM	S00562	S17	8/3/1992	D1	0 - 2				700 *UJ*	66 *UJ*		6.4 *UJ*	6.4 *UJ*	
O-SEDCHM	S00563	S17	8/3/1992	D2	0 - 2				720 *UJ*	68 *UJ*		6.9 *UJ*	6.9 *UJ*	
O-SEDCHM	S00564	S17	8/3/1992	D3	0 - 2				440 *UJ*	73 *J*		6.8 *U*	6.8 *U*	
O-SEDCHM	S00017	S20	5/8/1992		0 - 30	4,600 *UJ*	4,600 *UJ*	4,600 *UJ*	4,600 *UJ*	15,000 *J*		4,600 *UJ*	4,600 *UJ*	4,600 *UJ*
O-SEDCHM	S00560	S20	8/2/1992		0 - 2	4,400 *UJ*	4,400 *UJ*	4,400 *UJ*	4,400 *UJ*	4,400 *UJ*		4,400 *UJ*	4,400 *UJ*	4,400 *UJ*
O-SEDCHM	S00540	S21	7/30/1992		0 - 2				1,300 *J*	2,500 *J*		1,200	1,200	
O-SEDCHM	S00580	S26	8/6/1992		0 - 2				640 *UJ*	57 *U*		5.6 *U*	5.6 *U*	
O-SEDCHM	S00533	S28	7/28/1992		0 - 2				28,000	520		16	16	
O-SEDCHM	S00573	S34	8/4/1992		0 - 2				1,900 *UJ*	42 *J*		5.8 *U*	5.8 *U*	
O-SEDCHM	S00535	S35	7/28/1992		0 - 2				16,000	380		5 *J*	5 *J*	
O-SEDCHM	S00007	S36	5/8/1992		0 - 30	3,100 *UJ*	3,100 *UJ*	3,100 *UJ*	35,000 *J*	8,900 *J*		3,100 *UJ*	3,100 *UJ*	3,100 *UJ*
O-SEDCHM	S00532	S36	7/27/1992		0 - 2	42,000 *UJ*	42,000 *UJ*	42,000 *UJ*	8,900 *J*	42,000 *UJ*		42,000 *UJ*	42,000 *UJ*	42,000 *UJ*
O-SEDCHM	S00521	S37	7/24/1992		0 - 2				1,400 *J*	66 *UJ*		6.6 *UJ*	6.6 *UJ*	
O-SEDCHM	S00051	S46	5/10/1992		0 - 30	80 *U*	80 *U*	80 *U*	260	54 *J*		80 *U*	80 *U*	80 *U*

Table A-3C. (cont.)

Survey	Sample Number	Survey Station	Date	Duplicates	Depth (cm)	Hexachloro-cyclopentadiene (µg/kg)	Hexachloro-ethane (µg/kg)	Indeno(1,2,3-cd) pyrene (µg/kg)	Isophorone (µg/kg)	Naphthalene (µg/kg)	Nitrobenzene (µg/kg)	N-Nitroso dimethyl-amine (µg/kg)	N-nitroso-di-n-propylamine (µg/kg)
O-SEDCHM	S00014	S1	5/8/1992		0 - 30	5,700 *UJ*	5,700 *UJ*	5,700 *UJ*	5,700 *UJ*	25,000 *J*	5,700 *UJ*		5,700 *UJ*
O-SEDCHM	S00556	S1	8/2/1992	D1	0 - 2	1,200 *UJ*	1,200 *UJ*	1,700 *J*	1,200 *UJ*	1,700 *J*	1,200 *UJ*		1,200 *UJ*
O-SEDCHM	S00557	S1	8/2/1992	D2	0 - 2	1,200 *UJ*	1,200 *UJ*	2,300 *J*	1,200 *UJ*	1,400 *J*	1,200 *UJ*		1,200 *UJ*
O-SEDCHM	S00558	S1	8/2/1992	D3	0 - 2	1,200 *UJ*	1,200 *UJ*	1,800 *J*	1,200 *UJ*	3,200 *J*	1,200 *UJ*		1,200 *UJ*
O-SEDCHM	S00546	S2	7/30/1992		0 - 2			1,100 *J*		2,900 *J*			
O-SEDCHM	S00340	S3	10/1/1992		0 - 30								
O-SEDCHM	S00613	S3	8/12/1992		0 - 2			480 *J*		1,100 *J*			
O-SEDCHM	S00653	S3	9/17/1992		0 - 2								
O-SEDCHM	S00547	S5	7/30/1992		0 - 2			780 *J*		4,200 *J*			
O-SEDCHM	S00004	S6	5/7/1992		0 - 30	1,200 *UJ*	1,200 *UJ*	4,300 *J*	1,200 *UJ*	840 *J*	1,200 *UJ*		1,200 *UJ*
O-SEDCHM	S00582	S6	8/6/1992		0 - 2	120 *U*	120 *U*	320	120 *U*	81 *J*	120 *U*		120 *U*
O-SEDCHM	S00555	S7	8/2/1992		0 - 2			1,200 *UJ*		12,000 *UJ*			
O-SEDCHM	S00001	S10	5/7/1992		0 - 30	630 *UJ*	630 *UJ*	2200 *J*	630 *UJ*	770 *J*	630 *UJ*		630 *UJ*
O-SEDCHM	S00572	S10	8/4/1992		0 - 2	1,500 *UJ*	1,500 *UJ*	1,900 *J*	1,500 *UJ*	690 *J*	1,500 *UJ*		1,500 *UJ*
O-SEDCHM	S00162	S11	7/10/1992		0 - 30			570 *J*		1,500 *J*			
O-SEDCHM	S00567	S11	8/3/1992		0 - 2			250 *UJ*		2,500 *UJ*			
O-SEDCHM	S00565	S13	8/3/1992		0 - 2			1,800 *UJ*		11,000 *J*			
O-SEDCHM	S00542	S14	7/30/1992		0 - 2			2,100 *UJ*		30,000 *J*			
O-SEDCHM	S00062	S16	5/11/1992	D1	0 - 30	1,900 *UJ*	1,900 *UJ*	610 *J*	1,900 *UJ*	500 *J*	1,900 *UJ*		1,900 *UJ*
O-SEDCHM	S00065	S16	5/11/1992	D2	0 - 30	2,300 *UJ*	2,300 *UJ*	560 *J*	2,300 *UJ*	1,400 *J*	2,300 *UJ*		2,300 *UJ*
O-SEDCHM	S00066	S16	5/11/1992	D3	0 - 30	2,200 *UJ*	2,200 *UJ*	750 *J*	2,200 *UJ*	2,100 *J*	2,200 *UJ*		2,200 *UJ*
O-SEDCHM	S00566	S16	8/3/1992		0 - 2	150 *U*	150 *U*	280	150 *U*	150 *U*	150 *U*		150 *U*
O-SEDCHM	S00562	S17	8/3/1992	D1	0 - 2			150 *J*		540 *J*			
O-SEDCHM	S00563	S17	8/3/1992	D2	0 - 2			120		420			
O-SEDCHM	S00564	S17	8/3/1992	D3	0 - 2			34 *U*		670			
O-SEDCHM	S00017	S20	5/8/1992		0 - 30	4,600 *UJ*	4,600 *UJ*	4,600 *UJ*	4,600 *UJ*	34,000 *J*	4,600 *UJ*		4,600 *UJ*
O-SEDCHM	S00560	S20	8/2/1992		0 - 2	4,400 *UJ*	4,400 *UJ*	4,400 *UJ*	4,400 *UJ*	22,000 *J*	4,400 *UJ*		4,400 *UJ*
O-SEDCHM	S00540	S21	7/30/1992		0 - 2			330 *UJ*		15,000 *J*			
O-SEDCHM	S00580	S26	8/6/1992		0 - 2			28 *U*		160 *J*			
O-SEDCHM	S00533	S28	7/28/1992		0 - 2			630		2,300			
O-SEDCHM	S00573	S34	8/4/1992		0 - 2			29 *UJ*		290 *UJ*			
O-SEDCHM	S00535	S35	7/28/1992		0 - 2			770		1,600			
O-SEDCHM	S00007	S36	5/8/1992		0 - 30	3,100 *UJ*	3,100 *UJ*	14,000 *J*	3,100 *UJ*	1,600 *J*	3,100 *UJ*		3,100 *UJ*
O-SEDCHM	S00532	S36	7/27/1992		0 - 2	42,000 *UJ*	42,000 *UJ*	42,000 *UJ*	42,000 *UJ*	42,000 *UJ*	42,000 *UJ*		42,000 *UJ*
O-SEDCHM	S00521	S37	7/24/1992		0 - 2			33 *UJ*		170 *J*			
O-SEDCHM	S00051	S46	5/10/1992		0 - 30	80 *U*	80 *U*	74 *J*	80 *U*	80 *U*	80 *U*		80 *U*

Table A-3C. (cont.)

Survey	Sample Number	Survey Station	Date	Duplicates	Depth (cm)	N-Nitroso-diphenyl-amine (µg/kg)	Pentachloro-benzene (µg/kg)	Pentachloro-phenol (µg/kg)	Phenanthrene (µg/kg)	Phenol (µg/kg)	Pyrene (µg/kg)
O-SEDCHM	S00014	S1	5/8/1992		0 - 30	5,700 *UJ*		14,000 *UJ*	6,100 *J*	5,700 *UJ*	7,700 *J*
O-SEDCHM	S00556	S1	8/2/1992	D1	0 - 2	1,200 *UJ*		2,900 *UJ*	5,000 *J*	1,200 *UJ*	6,500 *J*
O-SEDCHM	S00557	S1	8/2/1992	D2	0 - 2	1,200 *UJ*		3,100 *UJ*	5,800 *J*	1,200 *UJ*	9,300 *J*
O-SEDCHM	S00558	S1	8/2/1992	D3	0 - 2	1,200 *UJ*		3,100 *UJ*	6,100 *J*	1,200 *UJ*	6,600 *J*
O-SEDCHM	S00546	S2	7/30/1992		0 - 2		19		480 *J*		1,800 *J*
O-SEDCHM	S00340	S3	10/1/1992		0 - 30		7100 *UJ*				
O-SEDCHM	S00613	S3	8/12/1992		0 - 2		34 *J*		480 *J*		2,700 *J*
O-SEDCHM	S00653	S3	9/17/1992		0 - 2						
O-SEDCHM	S00547	S5	7/30/1992		0 - 2		17 *U*		2,100 *J*		4,000 *J*
O-SEDCHM	S00004	S6	5/7/1992		0 - 30	1,200 *UJ*		2,900 *UJ*	14,000 *J*	1,200 *UJ*	18,000 *J*
O-SEDCHM	S00582	S6	8/6/1992		0 - 2	120 *U*		310 *U*	740	120 *U*	1,200
O-SEDCHM	S00555	S7	8/2/1992		0 - 2		3.2 *J*		6,300 *J*		9,500 *J*
O-SEDCHM	S00001	S10	5/7/1992		0 - 30	630 *UJ*		1,600 *UJ*	3,700 *J*	630 *UJ*	5,800 *J*
O-SEDCHM	S00572	S10	8/4/1992		0 - 2	1,500 *UJ*		3,700 *UJ*	16,000 *J*	1,500 *UJ*	17,000 *J*
O-SEDCHM	S00162	S11	7/10/1992		0 - 30		4.1 *U*		1,700 *J*		2,900 *J*
O-SEDCHM	S00567	S11	8/3/1992		0 - 2		4.9 *U*		250 *UJ*		380 *J*
O-SEDCHM	S00565	S13	8/3/1992		0 - 2		7.2 *U*		22,000 *J*		3,200 *J*
O-SEDCHM	S00542	S14	7/30/1992		0 - 2		39		6,900 *J*		2,100 *UJ*
O-SEDCHM	S00062	S16	5/11/1992	D1	0 - 30	1,900 *UJ*		4,800 *UJ*	3,100 *J*	1,900 *UJ*	3,000 *J*
O-SEDCHM	S00065	S16	5/11/1992	D2	0 - 30	2,300 *UJ*		5,800 *UJ*	5,100 *J*	2,300 *UJ*	3,600 *J*
O-SEDCHM	S00066	S16	5/11/1992	D3	0 - 30	2,200 *UJ*		5,400 *UJ*	4,300 *J*	2,200 *UJ*	3,400 *J*
O-SEDCHM	S00566	S16	8/3/1992		0 - 2	150 *U*		370 *U*	540	150 *U*	1,100
O-SEDCHM	S00562	S17	8/3/1992	D1	0 - 2		6.4 *UJ*		210 *J*		550 *J*
O-SEDCHM	S00563	S17	8/3/1992	D2	0 - 2		6.9 *UJ*		170 *J*		390 *J*
O-SEDCHM	S00564	S17	8/3/1992	D3	0 - 2		6.8 *U*		210 *J*		680 *J*
O-SEDCHM	S00017	S20	5/8/1992		0 - 30	4,600 *UJ*		11,000 *UJ*	1,600 *J*	4,600 *UJ*	4,600 *UJ*
O-SEDCHM	S00560	S20	8/2/1992		0 - 2	4,400 *UJ*		11,000 *UJ*	1,400 *J*	4,400 *UJ*	4,400 *UJ*
O-SEDCHM	S00540	S21	7/30/1992		0 - 2		330		1,100 *J*		1,500 *J*
O-SEDCHM	S00580	S26	8/6/1992		0 - 2		5.6 *U*		28 *UJ*		28 *UJ*
O-SEDCHM	S00533	S28	7/28/1992		0 - 2		4.8 *U*		2,000		3,300
O-SEDCHM	S00573	S34	8/4/1992		0 - 2		5.8 *U*		220 *J*		370 *J*
O-SEDCHM	S00535	S35	7/28/1992		0 - 2		6.4 *U*		890		1,800
O-SEDCHM	S00007	S36	5/8/1992		0 - 30	3,100 *UJ*		7,800 *UJ*	25,000 *J*	3,100 *UJ*	49,000 *J*
O-SEDCHM	S00532	S36	7/27/1992		0 - 2	42,000 *UJ*		100,000 *UJ*	42,000 *UJ*	42,000 *UJ*	42,000 *UJ*
O-SEDCHM	S00521	S37	7/24/1992		0 - 2		6.6 *UJ*		33 *UJ*		54 *J*
O-SEDCHM	S00051	S46	5/10/1992		0 - 30	80 *U*		200 *U*	220	80 *U*	240

Table A-3C. (cont.)

Survey	Sample Number	Survey Station	Date	Duplicates	Depth (cm)	1,2,3,4-Tetrachloro-benzene (µg/kg)	1,2-Dichloro-benzene (µg/kg)	1,3-Dichloro-benzene (µg/kg)	1,4-Dichloro-benzene (µg/kg)	Dichloro-benzenes, (sum of) [1] (µg/kg)	2,2'-Oxybis (1-chloro-propane) (ug/kg)	1,2,3-Trichloro-benzene (µg/kg)	1,2,4-Trichloro-benzene (µg/kg)
O-SEDCHM	S00570	S46	8/4/1992		0 - 2		130 *U*	130 *U*	130 *U*	130 *U*	130 *U*		130 *U*
O-SEDCHM	S00519	S47	7/24/1992		0 - 2	7.7 *UJ*	11 *UJ*	11 *UJ*	11 *UJ*	11 *UJ*		11 *UJ*	11 *UJ*
ONON2A	VC0196	S307	7/18/2000		0 - 15		55 *U*	55 *U*	55 *U*		55 *UJ*		55 *U*
ONON2A	VC0197	S307	7/18/2000		15 - 30		52 *U*	52 *U*	52 *U*		52 *UJ*		52 *U*
ONON2A	VC0207	S311	7/20/2000		0 - 15		460	350 *U*	350 *U*		350 *U*		350 *U*
ONON2A	VC0208	S311	7/20/2000		15 - 30		620 *U*	620 *U*	1,300		620 *U*		620 *U*
ONON2A	VC0187	S313	7/18/2000		0 - 15		11,000 *U*	11,000 *U*	9,800		11,000 *U*		11,000 *U*
ONON2A	VC0188	S313	7/18/2000		15 - 30		1,400	560	5,300		400 *UJ*		1,600
ONON2A	SF0072	S314	8/10/2000		0 - 15		1,400 *UJ*	2,700 *J*	13,000 *J*		1,400 *UJ*		1,400 *UJ*
ONON2A	SF0073	S314	8/10/2000		15 - 30		7,800 *J*	3,300 *J*	30,000 *J*		1,500 *UJ*		2,800 *J*
ONON2A	SF0076	S316	8/10/2000		0 - 15		86 *U*	86 *U*	170		86 *U*		86 *U*
ONON2A	SF0077	S316	8/10/2000		15 - 30		210 *U*	210 *U*	210 *U*		210 *U*		210 *U*
ONON2A	VC0189	S318	7/14/2000		0 - 15		38 *J*	42 *UJ*	140 *J*		42 *UJ*		42 *UJ*
ONON2A	VC0190	S318	7/14/2000		15 - 30		70	42 *U*	210		42 *U*		45 *J*
ONON2A	SF0086	S321	8/4/2000		0 - 15		46 *U*	46 *U*	46 *U*		46 *U*		46 *U*
ONON2A	SF0087	S321	8/4/2000		15 - 30		130 *U*	130 *U*	130 *U*		130 *U*		130 *U*
ONON2A	SF0088	S322	8/10/2000		0 - 15		200 *UJ*	200 *UJ*	210 *J*		200 *UJ*		200 *UJ*
ONON2A	SF0089	S322	8/10/2000		15 - 30		650 *UJ*	650 *UJ*	650 *UJ*		650 *UJ*		650 *UJ*
ONON2A	SF0094	S325	7/14/2000		0 - 2		72 *U*	72 *U*	72 *U*		72 *U*		72 *U*
ONON2A	SF0095	S325	7/14/2000		2 - 15		72 *UJ*	72 *UJ*	72 *UJ*		72 *UJ*		72 *UJ*
ONON2A	SF0096	S325	7/14/2000		15 - 30		71 *U*	71 *U*	71 *U*		71 *U*		71 *U*
ONON2A	SF0101	S328	7/15/2000		0 - 15		51 *UJ*	51 *UJ*	51 *UJ*		51 *UJ*		51 *UJ*
ONON2A	SF0102	S328	7/15/2000		15 - 30		58 *U*	58 *U*	58 *U*		58 *U*		58 *U*
ONON2A	SF0103	S329	7/16/2000		0 - 15		61 *UJ*	61 *UJ*	61 *UJ*		61 *UJ*		61 *UJ*
ONON2A	SF0104	S329	7/16/2000		15 - 30		58 *UJ*	58 *UJ*	58 *UJ*		58 *UJ*		58 *UJ*
ONON2A	SF0105	S330	7/16/2000		0 - 15		55 *U*	55 *U*	55 *U*		55 *U*		55 *U*
ONON2A	SF0106	S330	7/16/2000		15 - 30		56 *U*	56 *U*	56 *U*		56 *U*		56 *U*
ONON2A	SF0134	S333	8/2/2000		0 - 15		2,500 *U*	2,500 *U*	2,500 *UJ*		2,500 *U*		2,500 *U*
ONON2A	SF0135	S333	8/2/2000		15 - 30		3,200 *U*	3,200 *U*	3,200 *UJ*		3,200 *U*		3,200 *U*
ONON2A	SF0153	S334	8/2/2000		0 - 15		180	170 *U*	290 *J*		170 *U*		170 *U*
ONON2A	SF0154	S334	8/2/2000		15 - 30		290	280 *U*	280 *UJ*		280 *U*		280 *U*
ONON2A	SF0115	S335	8/2/2000		0 - 15		440	340 *U*	340 *UJ*		340 *U*		340 *U*
ONON2A	SF0116	S335	8/2/2000		15 - 30		1,100 *U*	1,100 *U*	1,100 *UJ*		1,100 *U*		1,100 *U*
ONON2A	SF0117	S336	8/3/2000		0 - 15		33 *U*	660	5,500		33 *U*		33 *U*
ONON2A	SF0118	S336	8/3/2000		15 - 30		33 *U*	7,000	120,000		33 *U*		33 *U*
ONON2A	SF0124	S339	8/3/2000		0 - 15		180	220	1,900		33 *U*		33 *U*

Table A-3C. (cont.)

Survey	Sample Number	Survey Station	Date	Duplicates	Depth (cm)	1,3,5-Trichloro-benzene (µg/kg)	(Sum of) Trichloro-benzenes [1] (µg/kg)	2,4,5-Trichloro-phenol (µg/kg)	2,4,6-Trichloro-phenol (µg/kg)	2,4-Dichlorophenol (µg/kg)	2,4-Dimethyl-phenol (µg/kg)	2,4-Dinitro-phenol (µg/kg)	2,4-Dinitro-toluene (µg/kg)
O-SEDCHM	S00570	S46	8/4/1992		0 - 2			340 *U*	130 *U*	130 *U*	130 *U*	340 *U*	130 *U*
O-SEDCHM	S00519	S47	7/24/1992		0 - 2	11 *UJ*	11 *UJ*						
ONON2A	VC0196	S307	7/18/2000		0 - 15			280 *U*	280 *U*	280 *U*	280 *U*	1,400 *UJ*	280 *U*
ONON2A	VC0197	S307	7/18/2000		15 - 30			270 *U*	270 *U*	270 *U*	270 *U*	1,300 *UJ*	270 *U*
ONON2A	VC0207	S311	7/20/2000		0 - 15			1,800 *U*	1,800 *U*	1,800 *U*	1,800 *U*	8,900 *U*	1,800 *U*
ONON2A	VC0208	S311	7/20/2000		15 - 30			3,200 *U*	3,200 *U*	3,200 *U*	3,200 *U*	16,000 *U*	3,200 *U*
ONON2A	VC0187	S313	7/18/2000		0 - 15			59,000 *U*	59,000 *U*	59,000 *U*	59,000 *U*	300,000 *UJ*	59,000 *U*
ONON2A	VC0188	S313	7/18/2000		15 - 30			2,100 *UJ*	2,100 *UJ*	2,100 *UJ*	2,100 *UJ*	10,000 *UJ*	2,100 *U*
ONON2A	SF0072	S314	8/10/2000		0 - 15			7,100 *UJ*	7,100 *UJ*	7,100 *UJ*	7,100 *UJ*	35,000 *UJ*	7,100 *UJ*
ONON2A	SF0073	S314	8/10/2000		15 - 30			7,700 *UJ*	7,700 *UJ*	7,700 *UJ*	7,700 *UJ*	38,000 *UJ*	7,700 *UJ*
ONON2A	SF0076	S316	8/10/2000		0 - 15			440 *UJ*	440 *UJ*	440 *UJ*	440 *UJ*	2,200 *UJ*	440 *U*
ONON2A	SF0077	S316	8/10/2000		15 - 30			1100 *U*	1100 *U*	1,100 *U*	1,100 *U*	5,500 *UJ*	1,100 *U*
ONON2A	VC0189	S318	7/14/2000		0 - 15			220 *UJ*	220 *UJ*	220 *UJ*	220 *UJ*	1,100 *UJ*	220 *UJ*
ONON2A	VC0190	S318	7/14/2000		15 - 30			220 *U*	220 *U*	220 *U*	220 *U*	1,100 *UJ*	220 *U*
ONON2A	SF0086	S321	8/4/2000		0 - 15			240 *U*	240 *U*	240 *U*	240 *U*	1,200 *U*	240 *U*
ONON2A	SF0087	S321	8/4/2000		15 - 30			690 *U*	690 *U*	690 *U*	690 *U*	3,400 *U*	690 *U*
ONON2A	SF0088	S322	8/10/2000		0 - 15			1,000 *UJ*	1,000 *UJ*	1,000 *UJ*	1,000 *UJ*	5,200 *UJ*	1,000 *UJ*
ONON2A	SF0089	S322	8/10/2000		15 - 30			3,400 *UJ*	3,400 *UJ*	3,400 *UJ*	3,400 *UJ*	17,000 *UJ*	3,400 *UJ*
ONON2A	SF0094	S325	7/14/2000		0 - 2			370 *U*	370 *U*	370 *U*	370 *U*	1,900 *U*	370 *U*
ONON2A	SF0095	S325	7/14/2000		2 - 15			370 *U*	370 *U*	370 *U*	370 *U*	1,900 *U*	370 *UJ*
ONON2A	SF0096	S325	7/14/2000		15 - 30			370 *U*	370 *U*	370 *U*	370 *U*	1,800 *U*	370 *U*
ONON2A	SF0101	S328	7/15/2000		0 - 15			260 *UJ*	260 *UJ*	260 *UJ*	260 *UJ*	1,300 *UJ*	260 *UJ*
ONON2A	SF0102	S328	7/15/2000		15 - 30			300 *U*	300 *U*	300 *U*	300 *U*	1,500 *UJ*	300 *U*
ONON2A	SF0103	S329	7/16/2000		0 - 15			320 *UJ*	320 *UJ*	320 *UJ*	320 *UJ*	1,600 *UJ*	320 *UJ*
ONON2A	SF0104	S329	7/16/2000		15 - 30			300 *UJ*	300 *UJ*	300 *UJ*	300 *UJ*	1,500 *UJ*	300 *UJ*
ONON2A	SF0105	S330	7/16/2000		0 - 15			280 *UJ*	280 *UJ*	280 *UJ*	280 *UJ*	1,400 *UJ*	280 *U*
ONON2A	SF0106	S330	7/16/2000		15 - 30			290 *UJ*	290 *UJ*	290 *UJ*	290 *UJ*	1,400 *UJ*	290 *U*
ONON2A	SF0134	S333	8/2/2000		0 - 15			13,000 *U*	13,000 *U*	13,000 *U*	13,000 *U*	66,000 *U*	13,000 *U*
ONON2A	SF0135	S333	8/2/2000		15 - 30			16,000 *U*	16,000 *U*	16,000 *U*	16,000 *U*	82,000 *U*	16,000 *U*
ONON2A	SF0153	S334	8/2/2000		0 - 15			880 *U*	880 *U*	880 *U*	880 *U*	4,400 *U*	880 *U*
ONON2A	SF0154	S334	8/2/2000		15 - 30			1,400 *U*	1,400 *U*	1,400 *U*	1,400 *U*	7,200 *U*	1,400 *U*
ONON2A	SF0115	S335	8/2/2000		0 - 15			1,700 *U*	1,700 *U*	1,700 *U*	1,700 *U*	8,700 *U*	1,700 *U*
ONON2A	SF0116	S335	8/2/2000		15 - 30			5,800 *U*	5,800 *U*	5,800 *U*	5,800 *U*	29,000 *U*	5,800 *U*
ONON2A	SF0117	S336	8/3/2000		0 - 15			170 *U*	170 *U*	170 *U*	170 *U*	850 *U*	170 *U*
ONON2A	SF0118	S336	8/3/2000		15 - 30			170 *U*	170 *U*	170 *U*	170 *U*	850 *U*	170 *U*
ONON2A	SF0124	S339	8/3/2000		0 - 15			170 *U*	170 *U*	170 *U*	170 *U*	850 *U*	170 *U*

Table A-3C. (cont.)

Survey	Sample Number	Survey Station	Date	Duplicates	Depth (cm)	2,6-Dinitro-toluene (µg/kg)	2-Chloro-naphthalene (µg/kg)	2-Chloro-phenol (µg/kg)	2-Methyl-4,6-dinitrophenol (µg/kg)	2-Methyl-naphthalene (µg/kg)	2-Methyl-phenol (µg/kg)	4-Methyl-phenol (µg/kg)	2-Nitro-aniline (µg/kg)	3-Nitro-aniline (µg/kg)
O-SEDCHM	S00570	S46	8/4/1992		0 - 2	130 *U*	130 *U*	130 *U*	340 *U*	130 *U*	130 *U*	130 *U*	340 *U*	340 *U*
O-SEDCHM	S00519	S47	7/24/1992		0 - 2									
ONON2A	VC0196	S307	7/18/2000		0 - 15	280 *U*	55 *U*	55 *U*	1,400 *U*	34 *J*	55 *U*	55 *U*	110 *U*	1,400 *U*
ONON2A	VC0197	S307	7/18/2000		15 - 30	270 *U*	52 *U*	52 *U*	1,300 *U*	52 *U*	52 *U*	52 *U*	110 *U*	1,300 *UJ*
ONON2A	VC0207	S311	7/20/2000		0 - 15	1,800 *U*	350 *U*	350 *U*	8,900 *U*	2,300	350 *U*	350 *U*	700 *U*	8,900 *U*
ONON2A	VC0208	S311	7/20/2000		15 - 30	3,200 *U*	620 *U*	620 *U*	16,000 *U*	3,000	620 *U*	620 *U*	1,300 *U*	16,000 *U*
ONON2A	VC0187	S313	7/18/2000		0 - 15	59,000 *U*	11,000 *U*	11,000 *U*	300,000 *U*	46,000	11,000 *U*	11,000 *U*	23,000 *UJ*	300,000 *UJ*
ONON2A	VC0188	S313	7/18/2000		15 - 30	2,100 *U*	400 *U*	400 *UJ*	10,000 *UJ*	10,000	400 *UJ*	400 *UJ*	820 *U*	10,000 *UJ*
ONON2A	SF0072	S314	8/10/2000		0 - 15	7,100 *UJ*	1,400 *UJ*	1,400 *UJ*	35,000 *UJ*	5,300 *J*	1,400 *UJ*	1,400 *UJ*	2,800 *UJ*	35,000 *UJ*
ONON2A	SF0073	S314	8/10/2000		15 - 30	7,700 *UJ*	1,500 *UJ*	1,500 *UJ*	38,000 *UJ*	10,000 *J*	1,500 *UJ*	1,500 *UJ*	3,000 *UJ*	38,000 *UJ*
ONON2A	SF0076	S316	8/10/2000		0 - 15	440 *U*	86 *U*	86 *UJ*	2,200 *UJ*	130	86 *UJ*	86 *UJ*	170 *U*	2,200 *UJ*
ONON2A	SF0077	S316	8/10/2000		15 - 30	1,100 *U*	210 *U*	210 *U*	5,500 *U*	210 *U*	210 *U*	210 *U*	440 *U*	5,500 *UJ*
ONON2A	VC0189	S318	7/14/2000		0 - 15	220 *UJ*	42 *UJ*	42 *UJ*	1,100 *UJ*	42 *UJ*	42 *UJ*	42 *UJ*	85 *UJ*	1,100 *UJ*
ONON2A	VC0190	S318	7/14/2000		15 - 30	220 *U*	42 *U*	42 *U*	1,100 *U*	47	42 *U*	42 *U*	85 *U*	1,100 *U*
ONON2A	SF0086	S321	8/4/2000		0 - 15	240 *U*	46 *U*	46 *U*	1,200 *U*	46 *U*	46 *U*	46 *U*	94 *U*	1,200 *U*
ONON2A	SF0087	S321	8/4/2000		15 - 30	690 *U*	130 *U*	130 *U*	3,400 *U*	130 *U*	130 *U*	130 *U*	270 *U*	3,400 *U*
ONON2A	SF0088	S322	8/10/2000		0 - 15	1,000 *UJ*	200 *UJ*	200 *UJ*	5,200 *UJ*	2,900 *J*	200 *UJ*	200 *UJ*	410 *UJ*	5,200 *UJ*
ONON2A	SF0089	S322	8/10/2000		15 - 30	3,400 *UJ*	650 *UJ*	650 *UJ*	17,000 *UJ*	9,700 *J*	650 *UJ*	650 *UJ*	1,300 *UJ*	17,000 *UJ*
ONON2A	SF0094	S325	7/14/2000		0 - 2	370 *U*	72 *U*	72 *U*	1,900 *U*	72 *U*	72 *U*	72 *U*	150 *UJ*	1,900 *U*
ONON2A	SF0095	S325	7/14/2000		2 - 15	370 *UJ*	72 *UJ*	72 *U*	1,900 *U*	72 *UJ*	72 *U*	72 *U*	150 *UJ*	1,900 *UJ*
ONON2A	SF0096	S325	7/14/2000		15 - 30	370 *U*	71 *U*	71 *U*	1,800 *U*	71 *U*	71 *U*	71 *U*	140 *UJ*	1,800 *U*
ONON2A	SF0101	S328	7/15/2000		0 - 15	260 *UJ*	51 *UJ*	51 *UJ*	1,300 *UJ*	51 *UJ*	51 *UJ*	51 *UJ*	100 *UJ*	1,300 *UJ*
ONON2A	SF0102	S328	7/15/2000		15 - 30	300 *U*	58 *U*	58 *U*	1,500 *U*	58 *U*	58 *U*	58 *U*	120 *UJ*	1,500 *U*
ONON2A	SF0103	S329	7/16/2000		0 - 15	320 *UJ*	61 *UJ*	61 *UJ*	1,600 *UJ*	61 *UJ*	61 *UJ*	61 *UJ*	120 *UJ*	1,600 *UJ*
ONON2A	SF0104	S329	7/16/2000		15 - 30	300 *UJ*	58 *UJ*	58 *UJ*	1,500 *UJ*	58 *UJ*	58 *UJ*	58 *UJ*	120 *UJ*	1,500 *UJ*
ONON2A	SF0105	S330	7/16/2000		0 - 15	280 *U*	55 *U*	55 *UJ*	1,400 *UJ*	55 *U*	55 *UJ*	55 *UJ*	110 *U*	1,400 *UJ*
ONON2A	SF0106	S330	7/16/2000		15 - 30	290 *U*	56 *U*	56 *UJ*	1,400 *UJ*	56 *U*	56 *UJ*	56 *UJ*	110 *U*	1,400 *UJ*
ONON2A	SF0134	S333	8/2/2000		0 - 15	13,000 *U*	2,500 *U*	2,500 *U*	66,000 *U*	16,000	2,500 *U*	2,500 *U*	5,200 *U*	66,000 *U*
ONON2A	SF0135	S333	8/2/2000		15 - 30	16,000 *U*	3,200 *U*	3,200 *U*	82,000 *U*	15,000	3,200 *U*	3,200 *U*	6,500 *U*	82,000 *U*
ONON2A	SF0153	S334	8/2/2000		0 - 15	880 *U*	170 *U*	170 *U*	4,400 *U*	1,000	170 *U*	170 *U*	350 *U*	4,400 *U*
ONON2A	SF0154	S334	8/2/2000		15 - 30	1,400 *U*	280 *U*	280 *U*	7,200 *U*	3,700	280 *U*	280 *U*	560 *U*	7,200 *U*
ONON2A	SF0115	S335	8/2/2000		0 - 15	1,700 *U*	340 *U*	340 *U*	8,700 *U*	2,000	340 *U*	340 *U*	680 *U*	8,700 *U*
ONON2A	SF0116	S335	8/2/2000		15 - 30	5,800 *U*	1,100 *U*	1,100 *U*	29,000 *U*	6,700	1,100 *U*	1,100 *U*	2,300 *U*	29,000 *U*
ONON2A	SF0117	S336	8/3/2000		0 - 15	170 *U*	33 *U*	33 *U*	850 *U*	33 *U*	33 *U*	33 *U*	67 *U*	850 *U*
ONON2A	SF0118	S336	8/3/2000		15 - 30	170 *U*	33 *U*	33 *U*	850 *U*	33 *U*	33 *U*	33 *U*	67 *U*	850 *U*
ONON2A	SF0124	S339	8/3/2000		0 - 15	170 *U*	33 *U*	33 *U*	850 *U*	840	33 *U*	33 *U*	67 *U*	850 *U*

Table A-3C. (cont.)

Survey	Sample Number	Survey Station	Date	Duplicates	Depth (cm)	4-Nitro-aniline (µg/kg)	2-Nitro-phenol (µg/kg)	4-Nitro-phenol (µg/kg)	3,3-Dichloro-benzidine (µg/kg)	4-Bromo-phenyl-phenyl ether (µg/kg)	4-Chloro-3-methyl- phenol (µg/kg)	4-Chloro-aniline (µg/kg)	4-Chloro-phenyl-phenyl ether (µg/kg)
O-SEDCHM	S00570	S46	8/4/1992		0 - 2	340 *U*	130 *U*	340 *U*	130 *U*	130 *U*	130 *U*	130 *U*	130 *U*
O-SEDCHM	S00519	S47	7/24/1992		0 - 2								
ONON2A	VC0196	S307	7/18/2000		0 - 15	1,400 *U*	280 *U*	1,400 *U*	55 *U*	55 *U*	280 *U*	55 *UJ*	55 *U*
ONON2A	VC0197	S307	7/18/2000		15 - 30	1,300 *U*	270 *U*	1,300 *U*	52 *U*	52 *U*	270 *U*	52 *UJ*	52 *U*
ONON2A	VC0207	S311	7/20/2000		0 - 15	8,900 *U*	1,800 *U*	8,900 *U*	350 *U*	350 *U*	1,800 *U*	350 *U*	350 *U*
ONON2A	VC0208	S311	7/20/2000		15 - 30	16,000 *U*	3,200 *U*	16,000 *U*	620 *U*	620 *U*	3,200 *U*	620 *U*	620 *U*
ONON2A	VC0187	S313	7/18/2000		0 - 15	300,000 *U*	59,000 *U*	300,000 *U*	11,000 *U*	11,000 *U*	59,000 *U*	11,000 *UJ*	11,000 *U*
ONON2A	VC0188	S313	7/18/2000		15 - 30	10,000 *U*	2,100 *UJ*	10,000 *U*	400 *U*	400 *U*	2,100 *UJ*	400 *UJ*	400 *U*
ONON2A	SF0072	S314	8/10/2000		0 - 15	35,000 *UJ*	7,100 *UJ*	35,000 *UJ*	1,400 *UJ*	1,400 *UJ*	7,100 *UJ*	1,400 *UJ*	1,400 *UJ*
ONON2A	SF0073	S314	8/10/2000		15 - 30	38,000 *UJ*	7,700 *UJ*	38,000 *UJ*	1,500 *UJ*	1,500 *UJ*	7,700 *UJ*	1,500 *UJ*	1,500 *UJ*
ONON2A	SF0076	S316	8/10/2000		0 - 15	2,200 *U*	440 *UJ*	2,200 *UJ*	86 *U*	86 *U*	440 *UJ*	86 *UJ*	86 *U*
ONON2A	SF0077	S316	8/10/2000		15 - 30	5,500 *U*	1,100 *U*	5,500 *U*	210 *U*	210 *U*	1,100 *U*	210 *UJ*	210 *U*
ONON2A	VC0189	S318	7/14/2000		0 - 15	1,100 *UJ*	220 *UJ*	1,100 *UJ*	42 *UJ*	42 *UJ*	220 *UJ*	42 *UJ*	42 *UJ*
ONON2A	VC0190	S318	7/14/2000		15 - 30	1,100 *U*	220 *U*	1,100 *U*	42 *U*	42 *U*	220 *U*	42 *U*	42 *U*
ONON2A	SF0086	S321	8/4/2000		0 - 15	1,200 *U*	240 *U*	1,200 *U*	46 *U*	46 *U*	240 *U*	46 *U*	46 *U*
ONON2A	SF0087	S321	8/4/2000		15 - 30	3,400 *U*	690 *U*	3,400 *U*	130 *U*	130 *U*	690 *U*	130 *U*	130 *U*
ONON2A	SF0088	S322	8/10/2000		0 - 15	5,200 *UJ*	1,000 *UJ*	5,200 *UJ*	200 *UJ*	200 *UJ*	1,000 *UJ*	200 *UJ*	200 *UJ*
ONON2A	SF0089	S322	8/10/2000		15 - 30	17,000 *UJ*	3,400 *UJ*	17,000 *UJ*	650 *UJ*	650 *UJ*	3,400 *UJ*	650 *UJ*	650 *UJ*
ONON2A	SF0094	S325	7/14/2000		0 - 2	1,900 *U*	370 *U*	1,900 *U*	72 *U*	72 *U*	370 *U*	72 *U*	72 *U*
ONON2A	SF0095	S325	7/14/2000		2 - 15	1,900 *UJ*	370 *U*	1,900 *U*	72 *UJ*	72 *UJ*	370 *U*	72 *UJ*	72 *UJ*
ONON2A	SF0096	S325	7/14/2000		15 - 30	1,800 *U*	370 *U*	1,800 *U*	71 *U*	71 *U*	370 *U*	71 *U*	71 *U*
ONON2A	SF0101	S328	7/15/2000		0 - 15	1,300 *UJ*	260 *UJ*	1,300 *UJ*	51 *UJ*	51 *UJ*	260 *UJ*	51 *UJ*	51 *UJ*
ONON2A	SF0102	S328	7/15/2000		15 - 30	1,500 *U*	300 *U*	1,500 *U*	58 *U*	58 *U*	300 *U*	58 *U*	58 *U*
ONON2A	SF0103	S329	7/16/2000		0 - 15	1,600 *UJ*	320 *UJ*	1,600 *UJ*	61 *UJ*	61 *UJ*	320 *UJ*	61 *UJ*	61 *UJ*
ONON2A	SF0104	S329	7/16/2000		15 - 30	1,500 *UJ*	300 *UJ*	1,500 *UJ*	58 *UJ*	58 *UJ*	300 *UJ*	58 *UJ*	58 *UJ*
ONON2A	SF0105	S330	7/16/2000		0 - 15	1,400 *UJ*	280 *UJ*	1,400 *UJ*	55 *U*	55 *U*	280 *UJ*	55 *UJ*	55 *U*
ONON2A	SF0106	S330	7/16/2000		15 - 30	1,400 *UJ*	290 *UJ*	1,400 *UJ*	56 *U*	56 *U*	290 *UJ*	56 *UJ*	56 *U*
ONON2A	SF0134	S333	8/2/2000		0 - 15	66,000 *U*	13,000 *U*	66,000 *U*	2,500 *U*	2,500 *U*	13,000 *U*	2,500 *U*	2,500 *U*
ONON2A	SF0135	S333	8/2/2000		15 - 30	82,000 *U*	16,000 *U*	82,000 *U*	3,200 *U*	3,200 *U*	16,000 *U*	3,200 *U*	3,200 *U*
ONON2A	SF0153	S334	8/2/2000		0 - 15	4,400 *U*	880 *U*	4,400 *U*	170 *U*	170 *U*	880 *U*	170 *U*	170 *U*
ONON2A	SF0154	S334	8/2/2000		15 - 30	7,200 *U*	1,400 *U*	7,200 *U*	280 *U*	280 *U*	1,400 *U*	280 *U*	280 *U*
ONON2A	SF0115	S335	8/2/2000		0 - 15	8,700 *U*	1,700 *U*	8,700 *U*	340 *U*	340 *U*	1,700 *U*	340 *U*	340 *U*
ONON2A	SF0116	S335	8/2/2000		15 - 30	29,000 *U*	5,800 *U*	29,000 *U*	1,100 *U*	1,100 *U*	5,800 *U*	1,100 *U*	1,100 *U*
ONON2A	SF0117	S336	8/3/2000		0 - 15	850 *U*	170 *U*	850 *U*	33 *U*	33 *U*	170 *U*	33 *U*	33 *U*
ONON2A	SF0118	S336	8/3/2000		15 - 30	850 *U*	170 *U*	850 *U*	33 *U*	33 *U*	170 *U*	33 *U*	33 *U*
ONON2A	SF0124	S339	8/3/2000		0 - 15	850 *U*	170 *U*	850 *U*	33 *U*	33 *U*	170 *U*	33 *U*	33 *U*

Table A-3C. (cont.)

Survey	Sample Number	Survey Station	Date	Duplicates	Depth (cm)	Acenaphthene (µg/kg)	Acenaph - thylene (µg/kg)	Anthracene (µg/kg)	Benz(a) anthracene (µg/kg)	Benzo(a) pyrene (µg/kg)	Benzo(b) fluoranthene (µg/kg)	Benzo(g,h,i) perylene (µg/kg)	Benzo(k) fluoranthene (µg/kg)	Benzyl Alcohol (µg/kg)
O-SEDCHM	S00570	S46	8/4/1992		0 - 2	130 *U*	41 *J*	110 *J*	300	240	440	99 *J*	130 *U*	
O-SEDCHM	S00519	S47	7/24/1992		0 - 2	570 *J*	410 *J*	89 *J*	280 *J*	260 *J*	260 *J*	350 *J*	230 *J*	
ONON2A	VC0196	S307	7/18/2000		0 - 15	160	65	580	2,200	1,900	1,500	1,200	1,400	280 *U*
ONON2A	VC0197	S307	7/18/2000		15 - 30	52 *U*	52 *U*	74	280	260	220	170	200	270 *U*
ONON2A	VC0207	S311	7/20/2000		0 - 15	350 *U*	380	940	350 *U*	350 *U*	350 *U*	350 *U*	350 *U*	1,800 *U*
ONON2A	VC0208	S311	7/20/2000		15 - 30	620 *U*	810	1,500	1,900	1,600	1,400	650	1,400	3,200 *U*
ONON2A	VC0187	S313	7/18/2000		0 - 15	85,000	19,000	95,000	100,000	65,000	57,000	35,000	60,000	59,000 *U*
ONON2A	VC0188	S313	7/18/2000		15 - 30	5,200	3,000	8,500	14,000	12,000	9,400	7,300	11,000	2,100 *UJ*
ONON2A	SF0072	S314	8/10/2000		0 - 15	1,400 *UJ*	1,800 *J*	1,400 *UJ*	2,600 *J*	1,800 *J*	2,000 *J*	1,400 *UJ*	1,800 *J*	7,100 *UJ*
ONON2A	SF0073	S314	8/10/2000		15 - 30	1,500 *UJ*	1,500 *UJ*	1,500 *UJ*	1,500 *UJ*	1,500 *UJ*	1,500 *UJ*	1,500 *UJ*	1,500 *UJ*	7,700 *UJ*
ONON2A	SF0076	S316	8/10/2000		0 - 15	440	310	1,000	1,800	2,000	1,200	1,300	1,400	440 *UJ*
ONON2A	SF0077	S316	8/10/2000		15 - 30	1,300	210 *U*	3,400	4,100	3,200	2,000	1,300	2,700	1,100 *U*
ONON2A	VC0189	S318	7/14/2000		0 - 15	70 *J*	77 *J*	210 *J*	350 *J*	370 *J*	250 *J*	250 *J*	290 *J*	220 *UJ*
ONON2A	VC0190	S318	7/14/2000		15 - 30	280	280	880	1,500	1,400	860	850	960	220 *U*
ONON2A	SF0086	S321	8/4/2000		0 - 15	46 *U*	81	110	360	430	320	280	380	240 *U*
ONON2A	SF0087	S321	8/4/2000		15 - 30	360	200	1,900	2,800	2,300	1,500	1,200	1,700	690 *U*
ONON2A	SF0088	S322	8/10/2000		0 - 15	2,200 *J*	560 *J*	2,500 *J*	2,500 *J*	2,300 *J*	1,700 *J*	1,400 *J*	1,800 *J*	1,000 *UJ*
ONON2A	SF0089	S322	8/10/2000		15 - 30	3,500 *J*	830 *J*	3,200 *J*	3,700 *J*	3,300 *J*	2,400 *J*	1,900 *J*	2,400 *J*	3,400 *UJ*
ONON2A	SF0094	S325	7/14/2000		0 - 2	72 *U*	72 *U*	54 *J*	130	150	150	130	140	370 *U*
ONON2A	SF0095	S325	7/14/2000		2 - 15	72 *UJ*	72 *UJ*	72 *UJ*	68 *J*	81 *J*	77 *J*	66 *J*	62 *J*	370 *UJ*
ONON2A	SF0096	S325	7/14/2000		15 - 30	71 *U*	59 *J*	140	330	380	340	310	310	370 *U*
ONON2A	SF0101	S328	7/15/2000		0 - 15	51 *UJ*	51 *UJ*	51 *UJ*	58 *J*	48 *J*	41 *J*	51 *UJ*	52 *J*	260 *UJ*
ONON2A	SF0102	S328	7/15/2000		15 - 30	58 *U*	58 *U*	58 *U*	58 *U*	58 *U*	58 *U*	58 *U*	58 *U*	300 *U*
ONON2A	SF0103	S329	7/16/2000		0 - 15	61 *UJ*	61 *UJ*	61 *UJ*	61 *UJ*	61 *UJ*	61 *UJ*	61 *UJ*	61 *UJ*	320 *UJ*
ONON2A	SF0104	S329	7/16/2000		15 - 30	58 *UJ*	58 *UJ*	58 *UJ*	58 *UJ*	58 *UJ*	58 *UJ*	58 *UJ*	58 *UJ*	300 *UJ*
ONON2A	SF0105	S330	7/16/2000		0 - 15	55 *UJ*	55 *U*	55 *U*	55 *U*	55 *U*	55 *U*	55 *U*	55 *U*	280 *UJ*
ONON2A	SF0106	S330	7/16/2000		15 - 30	56 *U*	56 *U*	56 *U*	56 *U*	56 *U*	56 *U*	56 *U*	56 *U*	290 *UJ*
ONON2A	SF0134	S333	8/2/2000		0 - 15	7,500 *J*	4,100	16,000	7,200	3,800	3,300	2,500 *U*	4,400	13,000 *U*
ONON2A	SF0135	S333	8/2/2000		15 - 30	3,200 *UJ*	3,200 *U*	18,000	14,000	7,900	6,900	4,100	8,600	16,000 *U*
ONON2A	SF0153	S334	8/2/2000		0 - 15	1,000 *J*	1,500	4,000	6,000	4,400	4,000	2,600	4,200	880 *U*
ONON2A	SF0154	S334	8/2/2000		15 - 30	1,500 *J*	1,400	4,800	5,600	4,600	4,400	2,800	4,300	1,400 *U*
ONON2A	SF0115	S335	8/2/2000		0 - 15	450 *J*	770	1,800	2,000	1,500	1,500	980	1,600	1,700 *U*
ONON2A	SF0116	S335	8/2/2000		15 - 30	1,100 *UJ*	1,700	4,500	4,200	3,200	3,200	2,000	3,200	5,800 *U*
ONON2A	SF0117	S336	8/3/2000		0 - 15	33 *U*	33 *U*	140	370	360	330	290	310	170 *U*
ONON2A	SF0118	S336	8/3/2000		15 - 30	33 *U*	33 *U*	760	1,100	940	760	800	970	170 *U*
ONON2A	SF0124	S339	8/3/2000		0 - 15	490	470	1,600	2,300	1,900	1,800	1,300	1,700	170 *U*

Table A-3C. (cont.)

Survey	Sample Number	Survey Station	Date	Duplicates	Depth (cm)	Bis(2-chloro· ethoxy) methane (µg/kg)	Bis(2-chloroethyl) ether (µg/kg)	Bis(2-ethylhexyl) phthalate (µg/kg)	Butylbenzyl· phthalate (µg/kg)	Carbazole (µg/kg)	Chrysene (µg/kg)	Dibenz(a,h) anthracene (µg/kg)	Dibenzofuran (µg/kg)	Diethyl phthalate (µg/kg)
O-SEDCHM	S00570	S46	8/4/1992		0 - 2	130 *U*	130 *U*	86 *J*	130 *U*	130 *U*	310	43 *J*	130 *U*	130 *U*
O-SEDCHM	S00519	S47	7/24/1992		0 - 2						480 *J*	83 *J*		
ONON2A	VC0196	S307	7/18/2000		0 - 15	55 *U*	55 *U*	74	55 *U*	390	2,300	500	98	55 *U*
ONON2A	VC0197	S307	7/18/2000		15 - 30	52 *U*	52 *U*	41 *J*	52 *U*	48 *J*	310	41 *J*	52 *U*	52 *U*
ONON2A	VC0207	S311	7/20/2000		0 - 15	350 *U*	350 *U*	560	350 *U*	350 *U*	350 *U*	350 *U*	350 *U*	350 *U*
ONON2A	VC0208	S311	7/20/2000		15 - 30	620 *U*	620 *U*	620 *U*	620 *U*	620 *U*	1,900	620 *U*	620 *U*	620 *U*
ONON2A	VC0187	S313	7/18/2000		0 - 15	11,000 *U*	11,000 *U*	11,000 *U*	11,000 *U*	19,000	100,000	17,000	81,000	11,000 *U*
ONON2A	VC0188	S313	7/18/2000		15 - 30	400 *U*	400 *U*	660	400 *U*	1,800	14,000	2,700	5,000	400 *U*
ONON2A	SF0072	S314	8/10/2000		0 - 15	1,400 *UJ*	1,400 *UJ*	1,400 *UJ*	1,400 *UJ*	1,400 *UJ*	3,200 *J*	1,400 *UJ*	2,700 *J*	1,400 *UJ*
ONON2A	SF0073	S314	8/10/2000		15 - 30	1,500 *UJ*	1,500 *UJ*	1,500 *UJ*	1,500 *UJ*	1,500 *UJ*	1,500 *UJ*	1,500 *UJ*	2,000 *J*	1,500 *UJ*
ONON2A	SF0076	S316	8/10/2000		0 - 15	86 *U*	86 *U*	350	86 *U*	86 *U*	1,800	450	170	86 *U*
ONON2A	SF0077	S316	8/10/2000		15 - 30	210 *U*	210 *U*	210 *U*	210 *U*	210 *U*	3,600	620	820	210 *U*
ONON2A	VC0189	S318	7/14/2000		0 - 15	42 *UJ*	42 *UJ*	220 *UJ*	42 *UJ*	42 *UJ*	380 *J*	93 *J*	42 *UJ*	42 *UJ*
ONON2A	VC0190	S318	7/14/2000		15 - 30	42 *U*	42 *U*	420	42 *U*	55	1,500	270	79	42 *U*
ONON2A	SF0086	S321	8/4/2000		0 - 15	46 *U*	46 *U*	140	46 *U*	46 *U*	370	96	46 *U*	46 *U*
ONON2A	SF0087	S321	8/4/2000		15 - 30	130 *U*	130 *U*	130 *U*	130 *U*	130 *U*	2,400	420	130 *U*	130 *U*
ONON2A	SF0088	S322	8/10/2000		0 - 15	200 *UJ*	200 *UJ*	3,900 *J*	200 *UJ*	200 *UJ*	3,100 *J*	520 *J*	510 *J*	200 *UJ*
ONON2A	SF0089	S322	8/10/2000		15 - 30	650 *UJ*	650 *UJ*	5,500 *J*	650 *UJ*	650 *UJ*	4,000 *J*	650 *UJ*	760 *J*	650 *UJ*
ONON2A	SF0094	S325	7/14/2000		0 - 2	72 *U*	72 *U*	370	72 *UJ*	72 *U*	180	72 *U*	72 *U*	72 *U*
ONON2A	SF0095	S325	7/14/2000		2 - 15	72 *UJ*	72 *UJ*	200 *J*	72 *UJ*	72 *UJ*	86 *J*	72 *UJ*	72 *UJ*	72 *UJ*
ONON2A	SF0096	S325	7/14/2000		15 - 30	71 *U*	71 *U*	700	71 *UJ*	56 *J*	410	110	71 *U*	71 *U*
ONON2A	SF0101	S328	7/15/2000		0 - 15	51 *UJ*	51 *UJ*	66 *UJ*	51 *UJ*	51 *UJ*	54 *J*	51 *UJ*	51 *UJ*	51 *UJ*
ONON2A	SF0102	S328	7/15/2000		15 - 30	58 *U*	58 *U*	58 *U*	58 *U*	58 *U*	58 *U*	58 *U*	58 *U*	58 *U*
ONON2A	SF0103	S329	7/16/2000		0 - 15	61 *UJ*	61 *UJ*	61 *UJ*	61 *UJ*	61 *UJ*	61 *UJ*	61 *UJ*	61 *UJ*	61 *UJ*
ONON2A	SF0104	S329	7/16/2000		15 - 30	58 *UJ*	58 *UJ*	58 *UJ*	58 *UJ*	58 *UJ*	58 *UJ*	58 *UJ*	58 *UJ*	58 *UJ*
ONON2A	SF0105	S330	7/16/2000		0 - 15	55 *U*	55 *U*	55 *U*	55 *U*	55 *U*	55 *U*	55 *U*	55 *U*	55 *U*
ONON2A	SF0106	S330	7/16/2000		15 - 30	56 *U*	56 *U*	56 *U*	56 *U*	56 *U*	56 *U*	56 *U*	56 *U*	56 *U*
ONON2A	SF0134	S333	8/2/2000		0 - 15	2,500 *U*	2,500 *U*	2,500 *U*	2,500 *U*	2,500 *U*	6,200	2,500 *U*	14,000	2,500 *U*
ONON2A	SF0135	S333	8/2/2000		15 - 30	3,200 *U*	3,200 *U*	3,200 *U*	3,200 *U*	3,200 *U*	11,000	3,200 *U*	11,000	3,200 *U*
ONON2A	SF0153	S334	8/2/2000		0 - 15	170 *U*	170 *U*	170 *U*	170 *U*	770	5,800	1,300	1,300	170 *U*
ONON2A	SF0154	S334	8/2/2000		15 - 30	280 *U*	280 *U*	280 *U*	280 *U*	760	6,300	1,400	1,900	280 *U*
ONON2A	SF0115	S335	8/2/2000		0 - 15	340 *U*	340 *U*	340 *U*	340 *U*	340 *U*	2,200	450	790	340 *U*
ONON2A	SF0116	S335	8/2/2000		15 - 30	1,100 *U*	1,100 *U*	1,100 *U*	1,100 *U*	1,100 *U*	4,800	1,100 *U*	2,200	1,100 *U*
ONON2A	SF0117	S336	8/3/2000		0 - 15	33 *U*	33 *U*	3,000	33 *U*	33 *U*	450	33 *U*	33 *U*	33 *U*
ONON2A	SF0118	S336	8/3/2000		15 - 30	33 *U*	33 *U*	770	33 *U*	33 *U*	1,200	33 *U*	33 *U*	33 *U*
ONON2A	SF0124	S339	8/3/2000		0 - 15	33 *U*	33 *U*	800	33 *U*	380	2,600	520	590	33 *U*

Table A-3C. (cont.)

Survey	Sample Number	Survey Station	Date	Duplicates	Depth (cm)	Dimethyl phthalate (µg/kg)	Di-n-butyl phthalate (µg/kg)	Di-n-octyl phthalate (µg/kg)	Fluoranthene (µg/kg)	Fluorene (µg/kg)	Hexachloro benzene (GC/ECD) (µg/kg)	Hexachloro benzene (GC/MS) (µg/kg)	Final HCB Value (µg/kg)	Hexachloro-butadiene (µg/kg)
O-SEDCHM	S00570	S46	8/4/1992		0 - 2	130 *U*	130 *U*	130 *U*	610	43 *J*		130 *U*	130 *U*	130 *U*
O-SEDCHM	S00519	S47	7/24/1992		0 - 2				1,400 *J*	99 *J*		7.7 *UJ*	7.7 *UJ*	
ONON2A	VC0196	S307	7/18/2000		0 - 15	55 *U*	55 *U*	55 *U*	3,800	130	*R*	55 *U*	55 *U*	55 *U*
ONON2A	VC0197	S307	7/18/2000		15 - 30	52 *U*	52 *U*	52 *U*	520	52 *U*	1 *UJ*	52 *U*	1 *UJ*	52 *U*
ONON2A	VC0207	S311	7/20/2000		0 - 15	350 *U*	350 *U*	350 *U*	750	510	21.5 *J*	350 *U*	21.5 *J*	350 *U*
ONON2A	VC0208	S311	7/20/2000		15 - 30	620 *U*	620 *U*	620 *U*	4,300	800	40.7 *J*	620 *U*	40.7 *J*	620 *U*
ONON2A	VC0187	S313	7/18/2000		0 - 15	11,000 *U*	11,000 *U*	11,000 *U*	250,000	140,000	*R*	11,000 *U*	11,000 *U*	11,000 *U*
ONON2A	VC0188	S313	7/18/2000		15 - 30	400 *U*	400 *U*	400 *U*	34,000	7,100	289 *J*	400 *U*	289 *J*	400 *U*
ONON2A	SF0072	S314	8/10/2000		0 - 15	1,400 *UJ*	1,400 *UJ*	1,400 *UJ*	8,000 *J*	3,700 *J*	6,750	1,400 *UJ*	4,075 [1]	1,400 *UJ*
ONON2A	SF0073	S314	8/10/2000		15 - 30	1,500 *UJ*	1,500 *UJ*	1,500 *UJ*	3,200 *J*	3,000 *J*	2,630	1,500 *UJ*	2,065 [1]	1,500 *UJ*
ONON2A	SF0076	S316	8/10/2000		0 - 15	86 *U*	86 *U*	86 *U*	3,000	86 *U*	*R*	86 *U*	86 *U*	86 *U*
ONON2A	SF0077	S316	8/10/2000		15 - 30	210 *U*	210 *U*	210 *U*	7,800	1,900	1.08 *U*	210 *U*	1.08 *U*	210 *U*
ONON2A	VC0189	S318	7/14/2000		0 - 15	42 *UJ*	42 *UJ*	42 *UJ*	760 *J*	69 *J*	7.97	42 *UJ*	7.97	42 *UJ*
ONON2A	VC0190	S318	7/14/2000		15 - 30	42 *U*	42 *U*	42 *U*	2,700	280	12	42 *U*	12	42 *U*
ONON2A	SF0086	S321	8/4/2000		0 - 15	46 *U*	46 *U*	46 *U*	490	46 *U*	*R*	46 *U*	46 *U*	46 *U*
ONON2A	SF0087	S321	8/4/2000		15 - 30	130 *U*	130 *U*	130 *U*	5,300	130 *U*	*R*	130 *U*	130 *U*	130 *U*
ONON2A	SF0088	S322	8/10/2000		0 - 15	200 *UJ*	200 *UJ*	200 *UJ*	6,400 *J*	200 *UJ*	3.5	200 *UJ*	3.5	200 *UJ*
ONON2A	SF0089	S322	8/10/2000		15 - 30	650 *UJ*	650 *UJ*	650 *UJ*	9,000 *J*	2,800 *J*	3.08 *J*	650 *UJ*	3.08 *J*	650 *UJ*
ONON2A	SF0094	S325	7/14/2000		0 - 2	72 *U*	72 *U*	72 *U*	340	72 *U*	2.08 *J*	72 *U*	2.08 *J*	72 *U*
ONON2A	SF0095	S325	7/14/2000		2 - 15	72 *UJ*	41 *J*	72 *UJ*	150 *J*	72 *UJ*	2.06	72 *UJ*	2.06	72 *UJ*
ONON2A	SF0096	S325	7/14/2000		15 - 30	71 *U*	49 *J*	71 *U*	870	51 *J*	1.96 *J*	71 *U*	1.96 *J*	71 *U*
ONON2A	SF0101	S328	7/15/2000		0 - 15	51 *UJ*	51 *UJ*	51 *UJ*	97 *J*	51 *UJ*	1.1 *J*	51 *UJ*	1.1 *J*	51 *UJ*
ONON2A	SF0102	S328	7/15/2000		15 - 30	58 *U*	58 *U*	58 *U*	58 *U*	58 *U*	1 *U*	58 *U*	1 *U*	58 *U*
ONON2A	SF0103	S329	7/16/2000		0 - 15	61 *UJ*	49 *J*	61 *UJ*	61 *UJ*	61 *UJ*	1 *UJ*	61 *UJ*	1 *UJ*	61 *UJ*
ONON2A	SF0104	S329	7/16/2000		15 - 30	58 *UJ*	58 *UJ*	58 *UJ*	58 *UJ*	58 *UJ*	1 *UJ*	58 *UJ*	1 *UJ*	58 *UJ*
ONON2A	SF0105	S330	7/16/2000		0 - 15	55 *U*	55 *U*	55 *U*	55 *U*	55 *U*	1 *UJ*	55 *U*	1 *UJ*	55 *U*
ONON2A	SF0106	S330	7/16/2000		15 - 30	56 *U*	56 *U*	56 *U*	56 *U*	56 *U*	1 *UJ*	56 *U*	1 *UJ*	56 *U*
ONON2A	SF0134	S333	8/2/2000		0 - 15	2,500 *U*	2,500 *U*	2,500 *U*	20,000	18,000	3.94 *J*	2,500 *U*	3.94 *J*	2,500 *U*
ONON2A	SF0135	S333	8/2/2000		15 - 30	3,200 *U*	3,200 *U*	3,200 *U*	31,000	42,000	*R*	3,200 *U*	3,200 *U*	3,200 *U*
ONON2A	SF0153	S334	8/2/2000		0 - 15	170 *U*	170 *U*	170 *U*	12,000	2,500	4.95 *J*	170 *U*	4.95 *J*	170 *U*
ONON2A	SF0154	S334	8/2/2000		15 - 30	280 *U*	280 *U*	280 *U*	13,000	4,000	7.49 *J*	280 *U*	7.49 *J*	280 *U*
ONON2A	SF0115	S335	8/2/2000		0 - 15	340 *U*	340 *U*	340 *U*	4,600	1,400	42.9 *J*	340 *U*	42.9 *J*	340 *U*
ONON2A	SF0116	S335	8/2/2000		15 - 30	1,100 *U*	1,100 *U*	1,100 *U*	11,000	3,700	91.1 *J*	1,100 *U*	91.1 *J*	1,100 *U*
ONON2A	SF0117	S336	8/3/2000		0 - 15	33 *U*	33 *U*	33 *U*	980	33 *U*	1.19 *J*	33 *U*	1.19 *J*	33 *U*
ONON2A	SF0118	S336	8/3/2000		15 - 30	33 *U*	33 *U*	33 *U*	2,600	33 *U*	3.46 *J*	33 *U*	3.46 *J*	33 *U*
ONON2A	SF0124	S339	8/3/2000		0 - 15	33 *U*	33 *U*	33 *U*	5,500	880	2.6 *J*	33 *U*	2.6 *J*	33 *U*

Table A-3C. (cont.)

Survey	Sample Number	Survey Station	Date	Duplicates	Depth (cm)	Hexachloro-cyclopentadiene (µg/kg)	Hexachloro-ethane (µg/kg)	Indeno(1,2,3-cd) pyrene (µg/kg)	Isophorone (µg/kg)	Naphthalene (µg/kg)	Nitrobenzene (µg/kg)	N-Nitroso dimethyl-amine (µg/kg)	N-nitroso-di-n-propylamine (µg/kg)
O-SEDCHM	S00570	S46	8/4/1992		0 - 2	130 *U*	130 *U*	100 *J*	130 *U*	130 *U*	130 *U*		130 *U*
O-SEDCHM	S00519	S47	7/24/1992		0 - 2			150 *J*		850 *J*			
ONON2A	VC0196	S307	7/18/2000		0 - 15	280 *UJ*	55 *U*	1,200	55 *U*	58	55 *U*	280 *U*	55 *U*
ONON2A	VC0197	S307	7/18/2000		15 - 30	270 *UJ*	52 *U*	160	52 *U*	52 *U*	52 *U*	270 *U*	52 *U*
ONON2A	VC0207	S311	7/20/2000		0 - 15	1,800 *U*	350 *U*	350 *U*	350 *U*	20,000	350 *U*	1,800 *U*	350 *U*
ONON2A	VC0208	S311	7/20/2000		15 - 30	3,200 *U*	620 *U*	700	620 *U*	30,000	620 *U*	3,200 *U*	620 *U*
ONON2A	VC0187	S313	7/18/2000		0 - 15	59,000 *UJ*	11,000 *U*	38,000	11,000 *U*	72,000	11,000 *U*	59,000 *U*	11,000 *U*
ONON2A	VC0188	S313	7/18/2000		15 - 30	2100 *UJ*	400 *U*	7400	400 *U*	32,000	400 *U*	2,100 *U*	400 *U*
ONON2A	SF0072	S314	8/10/2000		0 - 15	7,100 *UJ*	1,400 *UJ*	1,400 *UJ*	1,400 *UJ*	46,000 *J*	1,400 *UJ*	7,100 *UJ*	1,400 *UJ*
ONON2A	SF0073	S314	8/10/2000		15 - 30	7,700 *UJ*	1,500 *UJ*	1,500 *UJ*	1,500 *UJ*	76,000 *J*	1,500 *UJ*	7,700 *UJ*	1,500 *UJ*
ONON2A	SF0076	S316	8/10/2000		0 - 15	*R*	86 *U*	1,100	86 *U*	260	86 *U*	440 *U*	86 *U*
ONON2A	SF0077	S316	8/10/2000		15 - 30	*R*	210 *U*	1,400	210 *U*	210 *U*	210 *U*	1,100 *U*	210 *U*
ONON2A	VC0189	S318	7/14/2000		0 - 15	220 *UJ*	42 *UJ*	230 *J*	42 *UJ*	53 *J*	42 *UJ*	220 *UJ*	42 *UJ*
ONON2A	VC0190	S318	7/14/2000		15 - 30	220 *U*	42 *U*	760	42 *U*	120	42 *U*	220 *U*	42 *U*
ONON2A	SF0086	S321	8/4/2000		0 - 15	240 *U*	46 *U*	280	46 *U*	46 *U*	46 *U*	240 *U*	46 *U*
ONON2A	SF0087	S321	8/4/2000		15 - 30	690 *U*	130 *U*	1,100	130 *U*	130 *U*	130 *U*	690 *U*	130 *U*
ONON2A	SF0088	S322	8/10/2000		0 - 15	*R*	200 *UJ*	1,200 *J*	200 *UJ*	570 *J*	200 *UJ*	1,000 *UJ*	200 *UJ*
ONON2A	SF0089	S322	8/10/2000		15 - 30	3,400 *UJ*	650 *UJ*	1,600 *J*	650 *UJ*	910 *J*	650 *UJ*	3,400 *UJ*	650 *UJ*
ONON2A	SF0094	S325	7/14/2000		0 - 2	370 *U*	72 *U*	130	72 *UJ*	260	72 *U*	370 *U*	72 *U*
ONON2A	SF0095	S325	7/14/2000		2 - 15	370 *UJ*	72 *UJ*	61 *J*	72 *UJ*	48 *J*	72 *UJ*	370 *UJ*	72 *UJ*
ONON2A	SF0096	S325	7/14/2000		15 - 30	370 *U*	71 *U*	260	71 *UJ*	240	71 *U*	370 *U*	71 *U*
ONON2A	SF0101	S328	7/15/2000		0 - 15	260 *UJ*	51 *UJ*	35 *J*	51 *UJ*	51 *UJ*	51 *UJ*	260 *UJ*	51 *UJ*
ONON2A	SF0102	S328	7/15/2000		15 - 30	300 *UJ*	58 *U*	58 *U*	58 *U*	58 *U*	58 *U*	300 *U*	58 *U*
ONON2A	SF0103	S329	7/16/2000		0 - 15	320 *UJ*	61 *UJ*	61 *UJ*	61 *UJ*	61 *UJ*	61 *UJ*	320 *UJ*	61 *UJ*
ONON2A	SF0104	S329	7/16/2000		15 - 30	300 *UJ*	58 *UJ*	58 *UJ*	58 *UJ*	58 *UJ*	58 *UJ*	300 *UJ*	58 *UJ*
ONON2A	SF0105	S330	7/16/2000		0 - 15	280 *UJ*	55 *U*	55 *U*	55 *U*	55 *U*	55 *U*	280 *U*	55 *U*
ONON2A	SF0106	S330	7/16/2000		15 - 30	290 *UJ*	56 *U*	56 *U*	56 *U*	56 *U*	56 *U*	290 *U*	56 *U*
ONON2A	SF0134	S333	8/2/2000		0 - 15	13,000 *U*	2,500 *U*	2,500 *U*	2,500 *U*	130,000	2,500 *U*	13,000 *U*	2,500 *U*
ONON2A	SF0135	S333	8/2/2000		15 - 30	16,000 *U*	3,200 *U*	4,500	3,200 *U*	160,000	3,200 *U*	16,000 *U*	3,200 *U*
ONON2A	SF0153	S334	8/2/2000		0 - 15	880 *U*	170 *U*	2,800	170 *U*	5,500	170 *U*	880 *U*	170 *U*
ONON2A	SF0154	S334	8/2/2000		15 - 30	1,400 *U*	280 *U*	2,900	280 *U*	19,000	280 *U*	1,400 *U*	280 *U*
ONON2A	SF0115	S335	8/2/2000		0 - 15	1,700 *U*	340 *U*	950	340 *U*	15,000	340 *U*	1,700 *U*	340 *U*
ONON2A	SF0116	S335	8/2/2000		15 - 30	5,800 *U*	1,100 *U*	2,100	1,100 *U*	57,000	1,100 *U*	5,800 *U*	1,100 *U*
ONON2A	SF0117	S336	8/3/2000		0 - 15	170 *U*	33 *U*	240	33 *U*	360	33 *U*	170 *U*	33 *U*
ONON2A	SF0118	S336	8/3/2000		15 - 30	170 *U*	33 *U*	650	33 *U*	3,100	33 *U*	170 *U*	33 *U*
ONON2A	SF0124	S339	8/3/2000		0 - 15	170 *U*	33 *U*	1,200	33 *U*	7,700	33 *U*	170 *U*	33 *U*

Table A-3C. (cont.)

Survey	Sample Number	Survey Station	Date	Duplicates	Depth (cm)	N-Nitroso-diphenyl-amine (µg/kg)	Pentachloro-benzene (µg/kg)	Pentachloro-phenol (µg/kg)	Phenanthrene (µg/kg)	Phenol (µg/kg)	Pyrene (µg/kg)
O-SEDCHM	S00570	S46	8/4/1992		0 - 2	130 *U*		340 *U*	360	130 *U*	580
O-SEDCHM	S00519	S47	7/24/1992		0 - 2		7.7 *UJ*		310 *J*		660 *J*
ONON2A	VC0196	S307	7/18/2000		0 - 15	55 *U*		1,400 *U*	1,800	55 *U*	3,200
ONON2A	VC0197	S307	7/18/2000		15 - 30	52 *U*		1,300 *U*	310	52 *U*	490
ONON2A	VC0207	S311	7/20/2000		0 - 15	350 *U*		8,900 *U*	1,600	2,200	430
ONON2A	VC0208	S311	7/20/2000		15 - 30	620 *U*		16,000 *U*	3,700	3,700	2,600
ONON2A	VC0187	S313	7/18/2000		0 - 15	11,000 *U*		300,000 *U*	380,000	11,000 *U*	150,000
ONON2A	VC0188	S313	7/18/2000		15 - 30	400 *U*		10,000 *UJ*	28,000	400 *UJ*	25,000
ONON2A	SF0072	S314	8/10/2000		0 - 15	1,400 *UJ*		35,000 *UJ*	9,600 *J*	1,400 *UJ*	1,400 *UJ*
ONON2A	SF0073	S314	8/10/2000		15 - 30	1,500 *UJ*		38,000 *UJ*	5,500 *J*	1,500 *UJ*	1,500 *UJ*
ONON2A	SF0076	S316	8/10/2000		0 - 15	86 *U*		2,200 *UJ*	1,500	86 *UJ*	3,200
ONON2A	SF0077	S316	8/10/2000		15 - 30	210 *U*		5,500 *U*	8,000	210 *U*	6,300
ONON2A	VC0189	S318	7/14/2000		0 - 15	42 *UJ*		1,100 *UJ*	440 *J*	42 *UJ*	700 *J*
ONON2A	VC0190	S318	7/14/2000		15 - 30	42 *U*		1,100 *U*	1,300	42 *U*	2,700
ONON2A	SF0086	S321	8/4/2000		0 - 15	46 *U*		1,200 *U*	240	46 *U*	610
ONON2A	SF0087	S321	8/4/2000		15 - 30	130 *U*		3,400 *U*	3,900	130 *U*	5,400
ONON2A	SF0088	S322	8/10/2000		0 - 15	200 *UJ*		5,200 *UJ*	7,800 *J*	200 *UJ*	6,900 *J*
ONON2A	SF0089	S322	8/10/2000		15 - 30	650 *UJ*		17,000 *UJ*	13,000 *J*	650 *UJ*	10,000 *J*
ONON2A	SF0094	S325	7/14/2000		0 - 2	72 *U*		1,900 *U*	160	72 *U*	260
ONON2A	SF0095	S325	7/14/2000		2 - 15	72 *UJ*		1,900 *U*	77 *J*	72 *U*	120 *J*
ONON2A	SF0096	S325	7/14/2000		15 - 30	71 *U*		1,800 *U*	420	71 *U*	590
ONON2A	SF0101	S328	7/15/2000		0 - 15	51 *UJ*		1,300 *UJ*	74 *J*	51 *UJ*	87 *J*
ONON2A	SF0102	S328	7/15/2000		15 - 30	58 *U*		1,500 *U*	58 *U*	58 *U*	58 *U*
ONON2A	SF0103	S329	7/16/2000		0 - 15	61 *UJ*		1,600 *UJ*	61 *UJ*	61 *UJ*	61 *UJ*
ONON2A	SF0104	S329	7/16/2000		15 - 30	58 *UJ*		1,500 *UJ*	58 *UJ*	58 *UJ*	58 *UJ*
ONON2A	SF0105	S330	7/16/2000		0 - 15	55 *U*		1,400 *UJ*	55 *U*	55 *UJ*	31 *J*
ONON2A	SF0106	S330	7/16/2000		15 - 30	56 *U*		1,400 *UJ*	56 *U*	56 *UJ*	56 *U*
ONON2A	SF0134	S333	8/2/2000		0 - 15	2,500 *U*		66,000 *UJ*	42,000	2,500 *U*	15,000
ONON2A	SF0135	S333	8/2/2000		15 - 30	3,200 *U*		82,000 *UJ*	42,000	3,200 *U*	20,000
ONON2A	SF0153	S334	8/2/2000		0 - 15	170 *U*		4,400 *UJ*	10,000	170 *U*	9,600
ONON2A	SF0154	S334	8/2/2000		15 - 30	280 *U*		7,200 *UJ*	13,000	280 *U*	11,000
ONON2A	SF0115	S335	8/2/2000		0 - 15	340 *U*		8,700 *UJ*	4,000	340 *U*	3,400
ONON2A	SF0116	S335	8/2/2000		15 - 30	1,100 *U*		29,000 *UJ*	11,000	1,100 *U*	8,100
ONON2A	SF0117	S336	8/3/2000		0 - 15	33 *U*		850 *U*	720	33 *U*	880
ONON2A	SF0118	S336	8/3/2000		15 - 30	33 *U*		850 *U*	2,000	33 *U*	2,500
ONON2A	SF0124	S339	8/3/2000		0 - 15	33 *U*		850 *U*	4,600	33 *U*	3,800

Table A-3C. (cont.)

Survey	Sample Number	Survey Station	Date	Duplicates	Depth (cm)	1,2,3,4-Tetrachloro-benzene (µg/kg)	1,2-Dichloro-benzene (µg/kg)	1,3-Dichloro-benzene (µg/kg)	1,4-Dichloro-benzene (µg/kg)	Dichloro-benzenes, (sum of) [1] (µg/kg)	2,2'-Oxybis (1-chloro-propane) (ug/kg)	1,2,3-Trichloro-benzene (µg/kg)	1,2,4-Trichloro-benzene (µg/kg)
ONON2A	SF0125	S339	8/3/2000		15 - 30		33 *U*	33 *U*	4,600		33 *U*		33 *U*
ONON2A	SF0123	S340	8/15/2000	D1	0 - 2		400 *J*	67 *UJ*	390 *J*		67 *UJ*		67 *UJ*
ONON2A	SF0123R	S340	8/15/2000	D2	0 - 2		1,800 *J*	660 *UJ*	4,200 *J*		660 *UJ*		660 *UJ*
ONON2A	SF0126	S340	8/3/2000		0 - 15		4,000	33 *U*	11,000		33 *U*		500
ONON2A	SF0127	S340	8/3/2000		15 - 30		5,400 *J*	33 *U*	6,900 *J*		33 *U*		1,200
ONON2A	SF0128	S341	8/4/2000		0 - 15		1,300	61 *U*	2,500		61 *U*		330
ONON2A	SF0129	S341	8/4/2000		15 - 30		630 *J*	86 *UJ*	1,300 *J*		86 *UJ*		220 *J*
ONON2A	SF0132	S343	8/4/2000		0 - 15		5,200	1,100 *U*	6,200		1,100 *U*		1,100 *U*
ONON2A	SF0133	S343	8/4/2000		15 - 30		8,100	64 *U*	7,500		64 *U*		64 *U*
ONON2A	SF0136	S345	8/4/2000		0 - 15		810	790 *U*	2,100		790 *U*		790 *U*
ONON2A	SF0137	S345	8/4/2000		15 - 30		1,800	110 *U*	4,600		110 *U*		110 *U*
ONON2A	SF0138	S346	8/4/2000		0 - 15		820	270 *U*	1,500		270 *U*		270 *U*
ONON2A	SF0139	S346	8/4/2000		15 - 30		990	360 *U*	1,600		360 *U*		360 *U*
ONON2A	SF0140	S347	8/4/2000		0 - 15		19,000	540 *U*	31,000		540 *U*		3,700
ONON2A	SF0141	S347	8/4/2000		15 - 30		8,500	460 *U*	14,000		460 *U*		1,300
ONON2A	SF0142	S348	8/5/2000		0 - 15		2,100	980 *U*	6,100		980 *U*		980 *U*
ONON2A	SF0143	S348	8/5/2000		15 - 30		4,700 *J*	2,500 *U*	11,000 *J*		2,500 *U*		2,500 *U*
ONON2A	SF0144	S349	8/5/2000		0 - 15		340 *U*	340 *U*	610		340 *U*		340 *U*
ONON2A	SF0145	S349	8/5/2000		15 - 30		2,300 *U*	2,300 *U*	2,300 *U*		2,300 *U*		2,300 *U*
ONON2A	SF0146	S350	8/5/2000		0 - 15		2,400	88 *U*	2,800		88 *U*		340
ONON2A	SF0147	S350	8/5/2000		15 - 30		2,900	78 *U*	3,300		78 *U*		78 *U*
ONON2A	SF0149	S351	8/5/2000		0 - 15		3,800	710	7,100		180 *U*		2,400
ONON2A	SF0150	S351	8/5/2000		15 - 30		850	150	1,700		98 *U*		420
ONON2A	SF0173	S351	8/15/2000		0 - 2		72 *UJ*	72 *UJ*	72 *UJ*		72 *UJ*		72 *UJ*
ONON2A	SF0151	S352	8/10/2000		0 - 15		1,000 *J*	1,500 *J*	7,100 *J*		600 *UJ*		600 *UJ*
ONON2A	SF0152	S352	8/10/2000		15 - 30		1,200 *U*	2,900	11,000		1,200 *U*		1,200 *U*
ONON2A	SF0113	S353	7/27/2000		0 - 15		850	540 *U*	2,200 *J*		540 *U*		540 *U*
ONON2A	SF0114	S353	7/27/2000		15 - 30		410	180 *U*	1,100 *J*		180 *U*		200 *J*
ONON2A	SF0024	S366	7/27/2000		0 - 15		63 *U*	63 *U*	63 *U*		63 *U*		63 *U*
ONON2A	SF0025	S366	8/15/2000		15 - 30		61 *U*	61 *U*	61 *U*		61 *U*		61 *U*
ONON2A	SF0026	S367	8/15/2000		0 - 2		58 *U*	58 *U*	58 *U*		58 *U*		58 *U*
ONON2A	SF0027	S367	8/15/2000		2 - 15		58 *U*	58 *U*	58 *U*		58 *U*		58 *U*
ONON2A	SF0028	S367	8/15/2000		15 - 30		700	280	1,900		61 *U*		470
ONON2A	SF0170	S434	8/9/2000		0 - 15		55 *U*	55 *U*	55 *U*		55 *U*		55 *U*
ONON2A	SF0171	S434	8/9/2000		15 - 30		60 *U*	60 *U*	60 *U*		60 *U*		60 *U*
ONON2A	SF0172	S435	8/9/2000		0 - 5		230,000 *U*	230,000 *U*	230,000 *U*		230,000 *U*		230,000 *U*

Table A-3C. (cont.)

Survey	Sample Number	Survey Station	Date	Duplicates	Depth (cm)	1,3,5-Trichloro-benzene (µg/kg)	(Sum of) Trichloro-benzenes [1] (µg/kg)	2,4,5-Trichloro-phenol (µg/kg)	2,4,6-Trichloro-phenol (µg/kg)	2,4-Dichlorophenol (µg/kg)	2,4-Dimethyl-phenol (µg/kg)	2,4-Dinitro-phenol (µg/kg)	2,4-Dinitro-toluene (µg/kg)
ONON2A	SF0125	S339	8/3/2000		15 - 30			170 *U*	170 *U*	170 *U*	170 *U*	850 *U*	170 *U*
ONON2A	SF0123	S340	8/15/2000	D1	0 - 2			350 *UJ*	350 *UJ*	350 *UJ*	350 *UJ*	1,700 *UJ*	350 *UJ*
ONON2A	SF0123R	S340	8/15/2000	D2	0 - 2			3,400 *UJ*	3,400 *UJ*	3,400 *UJ*	3,400 *UJ*	17,000 *UJ*	3,400 *UJ*
ONON2A	SF0126	S340	8/3/2000		0 - 15			170 *U*	170 *U*	170 *U*	170 *U*	850 *UJ*	170 *U*
ONON2A	SF0127	S340	8/3/2000		15 - 30			170 *U*	170 *U*	170 *U*	170 *U*	850 *U*	170 *U*
ONON2A	SF0128	S341	8/4/2000		0 - 15			310 *U*	310 *U*	310 *U*	310 *U*	1,600 *UJ*	310 *U*
ONON2A	SF0129	S341	8/4/2000		15 - 30			440 *UJ*	440 *UJ*	440 *UJ*	440 *UJ*	2,200 *UJ*	440 *UJ*
ONON2A	SF0132	S343	8/4/2000		0 - 15			5,700 *U*	5,700 *U*	5,700 *U*	5,700 *U*	29,000 *U*	5,700 *U*
ONON2A	SF0133	S343	8/4/2000		15 - 30			330 *U*	330 *U*	330 *U*	330 *U*	1,700 *UJ*	330 *U*
ONON2A	SF0136	S345	8/4/2000		0 - 15			4,100 *UJ*	4,100 *UJ*	4,100 *UJ*	4,100 *UJ*	20,000 *UJ*	4,100 *U*
ONON2A	SF0137	S345	8/4/2000		15 - 30			540 *UJ*	540 *UJ*	540 *UJ*	540 *UJ*	2,700 *UJ*	540 *U*
ONON2A	SF0138	S346	8/4/2000		0 - 15			1,400 *U*	1,400 *U*	1,400 *U*	1,400 *U*	6,900 *U*	1,400 *U*
ONON2A	SF0139	S346	8/4/2000		15 - 30			1,800 *UJ*	1,800 *UJ*	1,800 *UJ*	1,800 *UJ*	9,200 *UJ*	1,800 *U*
ONON2A	SF0140	S347	8/4/2000		0 - 15			2,800 *UJ*	2,800 *UJ*	2,800 *UJ*	2,800 *UJ*	14,000 *UJ*	2,800 *U*
ONON2A	SF0141	S347	8/4/2000		15 - 30			2,400 *UJ*	2,400 *UJ*	2,400 *UJ*	2,400 *UJ*	12,000 *UJ*	2,400 *U*
ONON2A	SF0142	S348	8/5/2000		0 - 15			5,100 *U*	5,100 *U*	5,100 *U*	5,100 *U*	25,000 *U*	5,100 *U*
ONON2A	SF0143	S348	8/5/2000		15 - 30			13,000 *U*	13,000 *U*	13,000 *U*	13,000 *U*	64,000 *U*	13,000 *U*
ONON2A	SF0144	S349	8/5/2000		0 - 15			1,700 *U*	1,700 *U*	1,700 *U*	990	8,700 *U*	1,700 *U*
ONON2A	SF0145	S349	8/5/2000		15 - 30			12,000 *U*	12,000 *U*	12,000 *U*	12,000 *U*	59,000 *U*	12,000 *U*
ONON2A	SF0146	S350	8/5/2000		0 - 15			450 *U*	450 *U*	450 *U*	450 *U*	2,300 *U*	450 *U*
ONON2A	SF0147	S350	8/5/2000		15 - 30			400 *U*	400 *U*	400 *U*	400 *U*	2,000 *U*	400 *U*
ONON2A	SF0149	S351	8/5/2000		0 - 15			920 *U*	920 *U*	920 *U*	920 *U*	4,600 *U*	920 *U*
ONON2A	SF0150	S351	8/5/2000		15 - 30			500 *U*	500 *U*	500 *U*	500 *U*	2,500 *U*	500 *U*
ONON2A	SF0173	S351	8/15/2000		0 - 2			370 *UJ*	370 *UJ*	370 *UJ*	370 *UJ*	1,800 *UJ*	370 *UJ*
ONON2A	SF0151	S352	8/10/2000		0 - 15			3,100 *UJ*	3,100 *UJ*	3,100 *UJ*	3,100 *UJ*	15,000 *UJ*	3,100 *UJ*
ONON2A	SF0152	S352	8/10/2000		15 - 30			6,000 *U*	6,000 *U*	6,000 *U*	6,000 *U*	30,000 *UJ*	6,000 *U*
ONON2A	SF0113	S353	7/27/2000		0 - 15			2,800 *U*	2,800 *U*	2,800 *U*	2,800 *U*	14,000 *U*	2,800 *U*
ONON2A	SF0114	S353	7/27/2000		15 - 30			940 *U*	940 *U*	940 *U*	940 *U*	4,700 *UJ*	940 *U*
ONON2A	SF0024	S366	7/27/2000		0 - 15			320 *U*	320 *U*	320 *U*	320 *U*	1,600 *UJ*	320 *U*
ONON2A	SF0025	S366	8/15/2000		15 - 30			310 *U*	310 *U*	310 *U*	310 *U*	1,600 *UJ*	310 *U*
ONON2A	SF0026	S367	8/15/2000		0 - 2			300 *U*	300 *U*	300 *U*	300 *U*	1,500 *U*	300 *U*
ONON2A	SF0027	S367	8/15/2000		2 - 15			300 *U*	300 *U*	300 *U*	300 *U*	1,500 *UJ*	300 *U*
ONON2A	SF0028	S367	8/15/2000		15 - 30			320 *U*	320 *U*	320 *U*	320 *U*	1,600 *UJ*	320 *U*
ONON2A	SF0170	S434	8/9/2000		0 - 15			280 *U*	280 *U*	280 *U*	280 *U*	1,400 *UJ*	280 *U*
ONON2A	SF0171	S434	8/9/2000		15 - 30			310 *U*	310 *U*	310 *U*	310 *U*	1,600 *UJ*	310 *U*
ONON2A	SF0172	S435	8/9/2000		0 - 5			1,200,000 *U*	1,200,000 *U*	1,200,000 *U*	1,200,000 *U*	6,000,000 *UJ*	1,200,000 *U*

Table A-3C. (cont.)

Survey	Sample Number	Survey Station	Date	Duplicates	Depth (cm)	2,6-Dinitro-toluene (µg/kg)	2-Chloro-naphthalene (µg/kg)	2-Chloro-phenol (µg/kg)	2-Methyl-4,6-dinitrophenol (µg/kg)	2-Methyl-naphthalene (µg/kg)	2-Methyl-phenol (µg/kg)	4-Methyl-phenol (µg/kg)	2-Nitro-aniline (µg/kg)	3-Nitro-aniline (µg/kg)
ONON2A	SF0125	S339	8/3/2000		15 - 30	170 *U*	33 *U*	33 *U*	850 *U*	4,100	33 *U*	33 *U*	67 *U*	850 *U*
ONON2A	SF0123	S340	8/15/2000	D1	0 - 2	350 *UJ*	67 *UJ*	67 *UJ*	1,700 *UJ*	760 *J*	67 *UJ*	67 *UJ*	140 *UJ*	1,700 *UJ*
ONON2A	SF0123R	S340	8/15/2000	D2	0 - 2	3,400 *UJ*	660 *UJ*	660 *UJ*	17,000 *UJ*	1,500 *J*	660 *UJ*	660 *UJ*	1,300 *UJ*	17,000 *UJ*
ONON2A	SF0126	S340	8/3/2000		0 - 15	170 *U*	33 *U*	33 *U*	850 *U*	1,600	33 *U*	33 *U*	67 *U*	850 *U*
ONON2A	SF0127	S340	8/3/2000		15 - 30	170 *U*	33 *U*	33 *U*	850 *U*	3,700 *J*	33 *U*	33 *U*	67 *U*	850 *U*
ONON2A	SF0128	S341	8/4/2000		0 - 15	310 *U*	61 *U*	61 *U*	1,600 *U*	1,300	61 *U*	61 *U*	120 *U*	1,600 *U*
ONON2A	SF0129	S341	8/4/2000		15 - 30	440 *UJ*	86 *UJ*	86 *UJ*	2,200 *UJ*	270 *J*	86 *UJ*	100 *J*	170 *UJ*	2,200 *UJ*
ONON2A	SF0132	S343	8/4/2000		0 - 15	5,700 *U*	1,100 *U*	1,100 *U*	29,000 *U*	4,300	1100 *U*	1,100 *U*	2,300 *U*	29,000 *U*
ONON2A	SF0133	S343	8/4/2000		15 - 30	330 *U*	64 *U*	64 *U*	1,700 *U*	6,100	64 *U*	560	130 *U*	1,700 *U*
ONON2A	SF0136	S345	8/4/2000		0 - 15	4,100 *U*	790 *U*	790 *UJ*	20,000 *UJ*	5,200	790 *UJ*	790 *UJ*	1,600 *U*	20,000 *U*
ONON2A	SF0137	S345	8/4/2000		15 - 30	540 *U*	110 *U*	110 *UJ*	2,700 *UJ*	7,300	110 *UJ*	290 *J*	210 *U*	2,700 *U*
ONON2A	SF0138	S346	8/4/2000		0 - 15	1,400 *U*	270 *U*	270 *U*	6,900 *U*	1,500	270 *U*	270 *U*	550 *U*	6,900 *U*
ONON2A	SF0139	S346	8/4/2000		15 - 30	1,800 *U*	360 *U*	360 *UJ*	9,200 *UJ*	2,000	360 *UJ*	360 *UJ*	730 *U*	9,200 *U*
ONON2A	SF0140	S347	8/4/2000		0 - 15	2,800 *U*	540 *U*	540 *UJ*	14,000 *UJ*	1,000	540 *UJ*	540 *UJ*	1,100 *U*	14,000 *U*
ONON2A	SF0141	S347	8/4/2000		15 - 30	2,400 *U*	460 *U*	460 *UJ*	12,000 *UJ*	2,400	460 *UJ*	460 *UJ*	930 *U*	12,000 *U*
ONON2A	SF0142	S348	8/5/2000		0 - 15	5,100 *U*	980 *U*	980 *U*	25,000 *U*	3,800	980 *U*	980 *U*	2,000 *U*	25,000 *U*
ONON2A	SF0143	S348	8/5/2000		15 - 30	13,000 *U*	2,500 *U*	2,500 *U*	64,000 *U*	9,000 *J*	2,500 *U*	2,500 *U*	5,000 *U*	64,000 *U*
ONON2A	SF0144	S349	8/5/2000		0 - 15	1,700 *U*	340 *U*	340 *U*	8,700 *U*	2,400	1,100	2,200	690 *U*	8,700 *U*
ONON2A	SF0145	S349	8/5/2000		15 - 30	12,000 *U*	2,300 *U*	2,300 *U*	59,000 *U*	7,800	2,300 *U*	3,000	4,700 *U*	59,000 *U*
ONON2A	SF0146	S350	8/5/2000		0 - 15	450 *U*	88 *U*	88 *U*	2,300 *U*	3,900	88 *U*	88 *U*	180 *U*	2,300 *U*
ONON2A	SF0147	S350	8/5/2000		15 - 30	400 *U*	78 *U*	78 *U*	2,000 *U*	5,100	78 *U*	78 *U*	160 *U*	2,000 *U*
ONON2A	SF0149	S351	8/5/2000		0 - 15	920 *U*	180 *U*	180 *U*	4,600 *U*	1,900	180 *U*	180 *U*	360 *U*	4,600 *U*
ONON2A	SF0150	S351	8/5/2000		15 - 30	500 *U*	98 *U*	98 *U*	2,500 *U*	1,100	98 *U*	98 *U*	200 *U*	2,500 *U*
ONON2A	SF0173	S351	8/15/2000		0 - 2	370 *UJ*	72 *UJ*	72 *UJ*	1,800 *UJ*	72 *UJ*	72 *UJ*	72 *UJ*	150 *UJ*	1,800 *UJ*
ONON2A	SF0151	S352	8/10/2000		0 - 15	3,100 *UJ*	600 *UJ*	600 *UJ*	15,000 *UJ*	8,900 *J*	600 *UJ*	600 *UJ*	1,200 *UJ*	15,000 *UJ*
ONON2A	SF0152	S352	8/10/2000		15 - 30	6,000 *U*	1,200 *U*	1,200 *U*	30,000 *U*	18,000	1,200 *U*	1,200 *U*	2,400 *U*	30,000 *UJ*
ONON2A	SF0113	S353	7/27/2000		0 - 15	2,800 *U*	540 *U*	540 *U*	14,000 *U*	540 *U*	540 *U*	540 *U*	1,100 *U*	14,000 *U*
ONON2A	SF0114	S353	7/27/2000		15 - 30	940 *U*	180 *U*	180 *U*	4,700 *U*	180 *U*	180 *U*	180 *U*	370 *U*	4,700 *U*
ONON2A	SF0024	S366	7/27/2000		0 - 15	320 *U*	63 *U*	63 *U*	1,600 *U*	63 *U*	63 *U*	63 *U*	130 *U*	1,600 *U*
ONON2A	SF0025	S366	8/15/2000		15 - 30	310 *U*	61 *U*	61 *U*	1,600 *U*	61 *U*	61 *U*	61 *U*	120 *U*	1,600 *U*
ONON2A	SF0026	S367	8/15/2000		0 - 2	300 *U*	58 *U*	58 *U*	1,500 *U*	58 *U*	58 *U*	58 *U*	120 *U*	1,500 *U*
ONON2A	SF0027	S367	8/15/2000		2 - 15	300 *U*	58 *U*	58 *U*	1,500 *U*	58 *U*	58 *U*	58 *U*	120 *U*	1,500 *U*
ONON2A	SF0028	S367	8/15/2000		15 - 30	320 *U*	61 *U*	61 *U*	1,600 *U*	180	61 *U*	61 *U*	120 *U*	1,600 *U*
ONON2A	SF0170	S434	8/9/2000		0 - 15	280 *U*	55 *U*	55 *U*	1,400 *U*	55 *U*	55 *U*	55 *U*	110 *U*	1,400 *U*
ONON2A	SF0171	S434	8/9/2000		15 - 30	310 *U*	60 *U*	60 *U*	1,600 *U*	60 *U*	60 *U*	60 *U*	120 *U*	1,600 *U*
ONON2A	SF0172	S435	8/9/2000		0 - 5	1,200,000 *U*	230,000 *U*	230,000 *U*	6,000,000 *U*	2,800,000 *J*	230,000 *U*	230,000 *U*	470,000 *U*	6,000,000 *U*

Table A-3C. (cont.)

Survey	Sample Number	Survey Station	Date	Duplicates	Depth (cm)	4-Nitro-aniline (µg/kg)	2-Nitro-phenol (µg/kg)	4-Nitro-phenol (µg/kg)	3,3-Dichloro-benzidine (µg/kg)	4-Bromo-phenyl-phenyl ether (µg/kg)	4-Chloro-3-methyl- phenol (µg/kg)	4-Chloro-aniline (µg/kg)	4-Chloro-phenyl-phenyl ether (µg/kg)
ONON2A	SF0125	S339	8/3/2000		15 - 30	850 *U*	170 *U*	850 *U*	33 *U*	33 *U*	170 *U*	33 *U*	33 *U*
ONON2A	SF0123	S340	8/15/2000	D1	0 - 2	1,700 *UJ*	350 *UJ*	1,700 *UJ*	67 *UJ*	67 *UJ*	350 *UJ*	67 *UJ*	67 *UJ*
ONON2A	SF0123R	S340	8/15/2000	D2	0 - 2	17,000 *UJ*	3,400 *UJ*	17,000 *UJ*	660 *UJ*	660 *UJ*	3,400 *UJ*	660 *UJ*	660 *UJ*
ONON2A	SF0126	S340	8/3/2000		0 - 15	850 *U*	170 *U*	850 *U*	33 *U*	33 *U*	170 *U*	33 *U*	33 *U*
ONON2A	SF0127	S340	8/3/2000		15 - 30	850 *U*	170 *U*	850 *U*	33 *U*	33 *U*	170 *U*	33 *U*	33 *U*
ONON2A	SF0128	S341	8/4/2000		0 - 15	1,600 *U*	310 *U*	1,600 *U*	61 *U*	61 *U*	310 *U*	61 *U*	61 *U*
ONON2A	SF0129	S341	8/4/2000		15 - 30	2,200 *UJ*	440 *UJ*	2,200 *UJ*	86 *UJ*	86 *UJ*	440 *UJ*	86 *UJ*	86 *UJ*
ONON2A	SF0132	S343	8/4/2000		0 - 15	29,000 *U*	5,700 *U*	29,000 *U*	1,100 *U*	1,100 *U*	5,700 *U*	1,100 *U*	1,100 *U*
ONON2A	SF0133	S343	8/4/2000		15 - 30	1,700 *U*	330 *U*	1,700 *U*	64 *U*	64 *U*	330 *U*	64 *U*	64 *U*
ONON2A	SF0136	S345	8/4/2000		0 - 15	20,000 *U*	4,100 *UJ*	20,000 *UJ*	790 *U*	790 *U*	4,100 *UJ*	790 *U*	790 *U*
ONON2A	SF0137	S345	8/4/2000		15 - 30	2,700 *U*	540 *UJ*	2,700 *UJ*	110 *U*	110 *U*	540 *UJ*	110 *U*	110 *U*
ONON2A	SF0138	S346	8/4/2000		0 - 15	6,900 *U*	1,400 *U*	6,900 *U*	270 *U*	270 *U*	1,400 *U*	270 *U*	270 *U*
ONON2A	SF0139	S346	8/4/2000		15 - 30	9,200 *U*	1,800 *UJ*	9,200 *UJ*	360 *U*	360 *U*	1,800 *UJ*	360 *U*	360 *U*
ONON2A	SF0140	S347	8/4/2000		0 - 15	14,000 *U*	2,800 *UJ*	14,000 *UJ*	540 *U*	540 *U*	2,800 *UJ*	540 *U*	540 *U*
ONON2A	SF0141	S347	8/4/2000		15 - 30	12,000 *U*	2,400 *UJ*	12,000 *UJ*	460 *U*	460 *U*	2,400 *UJ*	460 *U*	460 *U*
ONON2A	SF0142	S348	8/5/2000		0 - 15	25,000 *U*	5,100 *U*	25,000 *U*	980 *U*	980 *U*	5,100 *U*	980 *U*	980 *U*
ONON2A	SF0143	S348	8/5/2000		15 - 30	64,000 *U*	13,000 *U*	64,000 *U*	2,500 *UJ*	2,500 *U*	13,000 *U*	2,500 *U*	2,500 *U*
ONON2A	SF0144	S349	8/5/2000		0 - 15	8,700 *U*	1,700 *U*	8,700 *U*	340 *U*	340 *U*	1,700 *U*	340 *U*	340 *U*
ONON2A	SF0145	S349	8/5/2000		15 - 30	59,000 *U*	12,000 *U*	59,000 *U*	2,300 *U*	2,300 *U*	12,000 *U*	2,300 *U*	2,300 *U*
ONON2A	SF0146	S350	8/5/2000		0 - 15	2,300 *U*	450 *U*	2,300 *U*	88 *U*	88 *U*	450 *U*	88 *U*	88 *U*
ONON2A	SF0147	S350	8/5/2000		15 - 30	2,000 *U*	400 *U*	2,000 *U*	78 *U*	78 *U*	400 *U*	78 *U*	78 *U*
ONON2A	SF0149	S351	8/5/2000		0 - 15	4,600 *U*	920 *U*	4,600 *U*	180 *UJ*	180 *U*	920 *U*	180 *U*	180 *U*
ONON2A	SF0150	S351	8/5/2000		15 - 30	2,500 *U*	500 *U*	2,500 *U*	98 *U*	98 *U*	500 *U*	100	98 *U*
ONON2A	SF0173	S351	8/15/2000		0 - 2	1,800 *UJ*	370 *UJ*	1,800 *UJ*	72 *UJ*	72 *UJ*	370 *UJ*	72 *UJ*	72 *UJ*
ONON2A	SF0151	S352	8/10/2000		0 - 15	15,000 *UJ*	3,100 *UJ*	15,000 *UJ*	600 *UJ*	600 *UJ*	3,100 *UJ*	600 *UJ*	600 *UJ*
ONON2A	SF0152	S352	8/10/2000		15 - 30	30,000 *U*	6,000 *U*	30,000 *U*	1,200 *U*	1,200 *U*	6,000 *U*	1,200 *UJ*	1,200 *U*
ONON2A	SF0113	S353	7/27/2000		0 - 15	14,000 *U*	2,800 *U*	14,000 *U*	540 *U*	540 *U*	2,800 *U*	540 *U*	540 *U*
ONON2A	SF0114	S353	7/27/2000		15 - 30	4,700 *U*	940 *U*	4,700 *U*	180 *U*	180 *U*	940 *U*	180 *U*	180 *U*
ONON2A	SF0024	S366	7/27/2000		0 - 15	1,600 *U*	320 *U*	1,600 *U*	63 *U*	63 *U*	320 *U*	63 *U*	63 *U*
ONON2A	SF0025	S366	8/15/2000		15 - 30	1,600 *U*	310 *U*	1,600 *U*	61 *U*	61 *U*	310 *U*	61 *U*	61 *U*
ONON2A	SF0026	S367	8/15/2000		0 - 2	1,500 *U*	300 *U*	1,500 *U*	58 *U*	58 *U*	300 *U*	58 *U*	58 *U*
ONON2A	SF0027	S367	8/15/2000		2 - 15	1,500 *U*	300 *U*	1,500 *U*	58 *U*	58 *U*	300 *U*	58 *U*	58 *U*
ONON2A	SF0028	S367	8/15/2000		15 - 30	1,600 *U*	320 *U*	1,600 *U*	61 *U*	61 *U*	320 *U*	61 *U*	61 *U*
ONON2A	SF0170	S434	8/9/2000		0 - 15	1,400 *U*	280 *U*	1,400 *U*	55 *U*	55 *U*	280 *U*	55 *U*	55 *U*
ONON2A	SF0171	S434	8/9/2000		15 - 30	1,600 *U*	310 *U*	1,600 *U*	60 *U*	60 *U*	310 *U*	60 *U*	60 *U*
ONON2A	SF0172	S435	8/9/2000		0 - 5	6,000,000 *U*	1,200,000 *U*	6,000,000 *U*	230,000 *U*	230,000 *U*	1,200,000 *U*	230,000 *U*	230,000 *U*

Table A-3C. (cont.)

Survey	Sample Number	Survey Station	Date	Duplicates	Depth (cm)	Acenaphthene (µg/kg)	Acenaph - thylene (µg/kg)	Anthracene (µg/kg)	Benz(a) anthracene (µg/kg)	Benzo(a) pyrene (µg/kg)	Benzo(b) fluoranthene (µg/kg)	Benzo(g,h,i) perylene (µg/kg)	Benzo(k) fluoranthene (µg/kg)	Benzyl Alcohol (µg/kg)
ONON2A	SF0125	S339	8/3/2000		15 - 30	1,200	1,100	4,000	4,300	2,900	2,700	1,700	2,600	170 *U*
ONON2A	SF0123	S340	8/15/2000	D1	0 - 2	300 *J*	100 *J*	120 *J*	74 *J*	110 *J*	100 *J*	81 *J*	100 *J*	350 *UJ*
ONON2A	SF0123R	S340	8/15/2000	D2	0 - 2	660 *UJ*	660 *UJ*	660 *UJ*	660 *UJ*	660 *UJ*	660 *UJ*	660 *UJ*	660 *UJ*	3,400 *UJ*
ONON2A	SF0126	S340	8/3/2000		0 - 15	410	390	830	950	620	630	370	560	170 *U*
ONON2A	SF0127	S340	8/3/2000		15 - 30	33 *U*	650	300	140	79	76	33 *U*	33 *U*	170 *U*
ONON2A	SF0128	S341	8/4/2000		0 - 15	170	240	520	510	340	330	220	320	310 *U*
ONON2A	SF0129	S341	8/4/2000		15 - 30	86 *UJ*	86 *UJ*	120 *J*	130 *J*	86 *UJ*	90 *J*	86 *UJ*	86 *UJ*	440 *UJ*
ONON2A	SF0132	S343	8/4/2000		0 - 15	1,100 *U*	1,100 *U*	2,200	1,100 *U*	1,100 *U*	1,100 *U*	1,100 *U*	1,100 *U*	5,700 *U*
ONON2A	SF0133	S343	8/4/2000		15 - 30	270	790	520	350	240	230	160	230	330 *U*
ONON2A	SF0136	S345	8/4/2000		0 - 15	790 *U*	870	790 *U*	790 *U*	790 *U*	790 *U*	790 *U*	790 *U*	4,100 *UJ*
ONON2A	SF0137	S345	8/4/2000		15 - 30	110 *U*	1,300	1,100	110 *U*	110 *U*	110 *U*	110 *U*	110 *U*	540 *UJ*
ONON2A	SF0138	S346	8/4/2000		0 - 15	270 *U*	270 *U*	380 *J*	270 *U*	270 *U*	270 *U*	270 *U*	270 *U*	1,400 *U*
ONON2A	SF0139	S346	8/4/2000		15 - 30	360 *U*	360 *U*	870	360 *U*	360 *U*	360 *U*	360 *U*	360 *U*	1,800 *UJ*
ONON2A	SF0140	S347	8/4/2000		0 - 15	540 *U*	540 *U*	540 *U*	540 *U*	540 *U*	540 *U*	540 *U*	540 *U*	2,800 *UJ*
ONON2A	SF0141	S347	8/4/2000		15 - 30	460 *U*	460 *U*	460 *U*	460 *U*	460 *U*	460 *U*	460 *U*	460 *U*	2,400 *UJ*
ONON2A	SF0142	S348	8/5/2000		0 - 15	980 *U*	980 *U*	980 *U*	980 *U*	980 *U*	980 *U*	980 *U*	980 *U*	5,100 *U*
ONON2A	SF0143	S348	8/5/2000		15 - 30	2,500 *U*	2,500 *U*	2,500 *U*	2,500 *U*	2,500 *U*	2,500 *U*	2,500 *U*	2,500 *U*	13,000 *U*
ONON2A	SF0144	S349	8/5/2000		0 - 15	340 *U*	480	850	430	340 *U*	340 *U*	340 *U*	340 *U*	1,700 *U*
ONON2A	SF0145	S349	8/5/2000		15 - 30	2,300 *U*	2,300 *U*	2,300	2,300 *U*	2,300 *U*	2,300 *U*	2,300 *U*	2,300 *U*	12,000 *U*
ONON2A	SF0146	S350	8/5/2000		0 - 15	230	500	710	350	200	200	88 *U*	220	450 *U*
ONON2A	SF0147	S350	8/5/2000		15 - 30	78 *U*	500	760	290	94	120	78 *U*	110	400 *U*
ONON2A	SF0149	S351	8/5/2000		0 - 15	2,600	750	5,700	4,800	4,400	3,600	2,600	4,500	920 *U*
ONON2A	SF0150	S351	8/5/2000		15 - 30	1,600	370	2,000	1,800	1,600	1,400	1,100	1,200	500 *U*
ONON2A	SF0173	S351	8/15/2000		0 - 2	72 *UJ*	72 *UJ*	72 *UJ*	72 *UJ*	72 *UJ*	72 *UJ*	72 *UJ*	72 *UJ*	370 *UJ*
ONON2A	SF0151	S352	8/10/2000		0 - 15	12,000 *J*	2,200 *J*	16,000 *J*	9,600 *J*	8,100 *J*	6,700 *J*	4,500 *J*	6,800 *J*	3,100 *UJ*
ONON2A	SF0152	S352	8/10/2000		15 - 30	7,700	3,500	14,000	7,600	6,400	5,300	4,200	5,600	6,000 *U*
ONON2A	SF0113	S353	7/27/2000		0 - 15	1,200 *J*	1,100	4,000	9,000	9,400	6,900	6,500	7,100	2,800 *U*
ONON2A	SF0114	S353	7/27/2000		15 - 30	620 *J*	1,000	2,900	6,400	6,800	4,300	4,800	5,500	940 *UJ*
ONON2A	SF0024	S366	7/27/2000		0 - 15	63 *U*	63 *U*	63 *U*	63 *U*	63 *U*	63 *U*	63 *U*	63 *U*	320 *U*
ONON2A	SF0025	S366	8/15/2000		15 - 30	61 *U*	61 *U*	61 *U*	61 *U*	61 *U*	61 *U*	61 *U*	61 *U*	310 *U*
ONON2A	SF0026	S367	8/15/2000		0 - 2	58 *U*	58 *U*	75	260	270	190	160	210	300 *U*
ONON2A	SF0027	S367	8/15/2000		2 - 15	58 *U*	58 *U*	58 *U*	58 *U*	58 *U*	58 *U*	58 *U*	58 *U*	300 *U*
ONON2A	SF0028	S367	8/15/2000		15 - 30	320	61 *U*	1,300	1,200	1,400	1,300	970	1,200	320 *U*
ONON2A	SF0170	S434	8/9/2000		0 - 15	55 *U*	55 *U*	55 *U*	130 *J*	110 *J*	140 *J*	110 *J*	130 *J*	280 *U*
ONON2A	SF0171	S434	8/9/2000		15 - 30	60 *U*	60 *U*	60 *U*	60 *U*	60 *U*	60 *U*	60 *U*	60 *U*	310 *U*
ONON2A	SF0172	S435	8/9/2000		0 - 5	230,000 *U*	230,000 *U*	230,000 *U*	230,000 *U*	230,000 *U*	230,000 *U*	230,000 *U*	230,000 *U*	1,200,000 *U*

Table A-3C. (cont.)

Survey	Sample Number	Survey Station	Date	Duplicates	Depth (cm)	Bis(2-chloro-ethoxy) methane (µg/kg)	Bis(2-chloroethyl) ether (µg/kg)	Bis(2-ethylhexyl) phthalate (µg/kg)	Butylbenzyl-phthalate (µg/kg)	Carbazole (µg/kg)	Chrysene (µg/kg)	Dibenz(a,h) anthracene (µg/kg)	Dibenzofuran (µg/kg)	Diethyl phthalate (µg/kg)
ONON2A	SF0125	S339	8/3/2000		15 - 30	33 *U*	33 *U*	33 *U*	33 *U*	33 *U*	4,500	730	1,300	33 *U*
ONON2A	SF0123	S340	8/15/2000	D1	0 - 2	67 *UJ*	67 *UJ*	180 *UJ*	67 *UJ*	210 *J*	100 *J*	67 *UJ*	340 *J*	67 *UJ*
ONON2A	SF0123R	S340	8/15/2000	D2	0 - 2	660 *UJ*	660 *UJ*	660 *UJ*	660 *UJ*	660 *UJ*	660 *UJ*	660 *UJ*	660 *UJ*	660 *UJ*
ONON2A	SF0126	S340	8/3/2000		0 - 15	33 *U*	33 *U*	33 *U*	33 *U*	33 *U*	880	33 *U*	500	33 *U*
ONON2A	SF0127	S340	8/3/2000		15 - 30	33 *U*	33 *U*	33 *U*	33 *U*	33 *U*	140	33 *U*	350	33 *U*
ONON2A	SF0128	S341	8/4/2000		0 - 15	61 *U*	61 *U*	80	61 *U*	61 *U*	540	90	240	61 *U*
ONON2A	SF0129	S341	8/4/2000		15 - 30	86 *UJ*	86 *UJ*	86 *UJ*	86 *UJ*	86 *UJ*	130 *J*	86 *UJ*	86 *UJ*	86 *UJ*
ONON2A	SF0132	S343	8/4/2000		0 - 15	1,100 *U*	1,100 *U*	1,100 *U*	1,100 *U*	1,100 *U*	1,100 *U*	1,100 *U*	1,100 *U*	1,100 *U*
ONON2A	SF0133	S343	8/4/2000		15 - 30	64 *U*	64 *U*	64 *U*	64 *U*	110	360	64 *U*	590	64 *U*
ONON2A	SF0136	S345	8/4/2000		0 - 15	790 *U*	790 *U*	790 *U*	790 *U*	790 *U*	790 *U*	790 *U*	790 *U*	790 *U*
ONON2A	SF0137	S345	8/4/2000		15 - 30	110 *U*	110 *U*	110 *U*	110 *U*	120	120	110 *U*	530	110 *U*
ONON2A	SF0138	S346	8/4/2000		0 - 15	270 *U*	270 *U*	270 *U*	270 *U*	270 *U*	270 *U*	270 *U*	270 *U*	270 *U*
ONON2A	SF0139	S346	8/4/2000		15 - 30	360 *U*	360 *U*	360 *U*	360 *U*	360 *U*	360 *U*	360 *U*	360 *U*	360 *U*
ONON2A	SF0140	S347	8/4/2000		0 - 15	540 *U*	540 *U*	540 *U*	540 *U*	540 *U*	540 *U*	540 *U*	540 *U*	540 *U*
ONON2A	SF0141	S347	8/4/2000		15 - 30	460 *U*	460 *U*	460 *U*	460 *U*	460 *U*	460 *U*	460 *U*	460 *U*	460 *U*
ONON2A	SF0142	S348	8/5/2000		0 - 15	980 *U*	980 *U*	980 *U*	980 *UJ*	980 *U*	980 *U*	980 *U*	980 *U*	980 *U*
ONON2A	SF0143	S348	8/5/2000		15 - 30	2,500 *U*	2,500 *U*	2,500 *UJ*	2,500 *UJ*	2,500 *U*	2,500 *U*	2,500 *U*	2,500 *U*	2,500 *U*
ONON2A	SF0144	S349	8/5/2000		0 - 15	340 *U*	340 *U*	340 *U*	340 *UJ*	340 *U*	530	340 *U*	340 *U*	340 *U*
ONON2A	SF0145	S349	8/5/2000		15 - 30	2,300 *U*	2,300 *U*	2,300 *U*	2,300 *UJ*	2,300 *U*	2,300 *U*	2,300 *U*	2,300 *U*	2,300 *U*
ONON2A	SF0146	S350	8/5/2000		0 - 15	88 *U*	88 *U*	88 *U*	88 *U*	88 *U*	410	88 *U*	710	88 *U*
ONON2A	SF0147	S350	8/5/2000		15 - 30	78 *U*	78 *U*	78 *U*	78 *U*	78 *U*	240	78 *U*	520	78 *U*
ONON2A	SF0149	S351	8/5/2000		0 - 15	180 *U*	180 *U*	1,700 *J*	180 *UJ*	840	5,200	790	1,700	180 *U*
ONON2A	SF0150	S351	8/5/2000		15 - 30	98 *U*	98 *U*	890 *J*	98 *UJ*	390	1,900	380	1,200	98 *U*
ONON2A	SF0173	S351	8/15/2000		0 - 2	72 *UJ*	72 *UJ*	72 *UJ*	72 *UJ*	72 *UJ*	72 *UJ*	72 *UJ*	72 *UJ*	72 *UJ*
ONON2A	SF0151	S352	8/10/2000		0 - 15	600 *UJ*	600 *UJ*	1,800 *J*	600 *UJ*	2,200 *J*	10,000 *J*	1,400 *J*	7,800 *J*	600 *UJ*
ONON2A	SF0152	S352	8/10/2000		15 - 30	1,200 *U*	1,200 *U*	1,300	1,200 *U*	2,000	9,400	1,400	6,200	1,200 *U*
ONON2A	SF0113	S353	7/27/2000		0 - 15	540 *U*	540 *U*	1,200 *J*	540 *U*	910	9,000	2,400 *J*	690	540 *U*
ONON2A	SF0114	S353	7/27/2000		15 - 30	180 *U*	180 *U*	690 *J*	180 *U*	270	6,400	1,700 *J*	200	180 *U*
ONON2A	SF0024	S366	7/27/2000		0 - 15	63 *U*	63 *U*	63 *U*	63 *U*	63 *U*	63 *U*	63 *U*	63 *U*	63 *U*
ONON2A	SF0025	S366	8/15/2000		15 - 30	61 *U*	61 *U*	61 *U*	61 *U*	61 *U*	61 *U*	61 *U*	61 *U*	61 *U*
ONON2A	SF0026	S367	8/15/2000		0 - 2	58 *U*	58 *U*	120 *U*	58 *U*	58 *U*	270	60	58 *U*	58 *U*
ONON2A	SF0027	S367	8/15/2000		2 - 15	58 *U*	58 *U*	58 *U*	58 *U*	58 *U*	58 *U*	58 *U*	58 *U*	58 *U*
ONON2A	SF0028	S367	8/15/2000		15 - 30	61 *U*	61 *U*	490 *U*	61 *U*	190	1,600	380	61 *U*	61 *U*
ONON2A	SF0170	S434	8/9/2000		0 - 15	55 *U*	55 *U*	55 *U*	55 *U*	55 *U*	150 *J*	55 *U*	55 *U*	55 *U*
ONON2A	SF0171	S434	8/9/2000		15 - 30	60 *U*	60 *U*	60 *U*	60 *U*	60 *U*	60 *U*	60 *U*	60 *U*	60 *U*
ONON2A	SF0172	S435	8/9/2000		0 - 5	230,000 *U*	230,000 *U*	230,000 *U*	230,000 *U*	230,000 *U*	230,000 *U*	230,000 *U*	230,000 *U*	230,000 *U*

Table A-3C. (cont.)

Survey	Sample Number	Survey Station	Date	Duplicates	Depth (cm)	Dimethyl phthalate (µg/kg)	Di-n-butyl phthalate (µg/kg)	Di-n-octyl phthalate (µg/kg)	Fluoranthene (µg/kg)	Fluorene (µg/kg)	Hexachloro benzene (GC/ECD) (µg/kg)	Hexachloro benzene (GC/MS) (µg/kg)	Final HCB Value (µg/kg)	Hexachloro-butadiene (µg/kg)
ONON2A	SF0125	S339	8/3/2000		15 - 30	33 *U*	33 *U*	33 *U*	9,400	2,600	6.4 *J*	33 *U*	6.4 *J*	33 *U*
ONON2A	SF0123	S340	8/15/2000	D1	0 - 2	67 *UJ*	67 *UJ*	67 *UJ*	260 *J*	390 *J*	18.8 *J*	67 *UJ*	18.8 *J*	67 *UJ*
ONON2A	SF0123R	S340	8/15/2000	D2	0 - 2	660 *UJ*	660 *UJ*	660 *UJ*	660 *UJ*	660 *UJ*	8.23 *J*	660 *UJ*	8.23 *J*	660 *UJ*
ONON2A	SF0126	S340	8/3/2000		0 - 15	33 *U*	33 *U*	33 *U*	3,100	900	143	33 *U*	143	33 *U*
ONON2A	SF0127	S340	8/3/2000		15 - 30	33 *U*	33 *U*	33 *U*	490	410	48.5 *J*	33 *U*	48.5 *J*	33 *U*
ONON2A	SF0128	S341	8/4/2000		0 - 15	61 *U*	61 *U*	61 *U*	1,500	420	24 *J*	61 *U*	24 *J*	61 *U*
ONON2A	SF0129	S341	8/4/2000		15 - 30	86 *UJ*	86 *UJ*	86 *UJ*	290 *J*	86 *UJ*	26.9 *J*	86 *UJ*	26.9 *J*	86 *UJ*
ONON2A	SF0132	S343	8/4/2000		0 - 15	1,100 *U*	1,100 *U*	1,100 *U*	1,100 *U*	1,200	35.3 *J*	1,100 *U*	35.3 *J*	1,100 *U*
ONON2A	SF0133	S343	8/4/2000		15 - 30	64 *U*	79	64 *U*	1,300	610	151 *J*	64 *U*	151 *J*	64 *U*
ONON2A	SF0136	S345	8/4/2000		0 - 15	790 *U*	790 *U*	790 *U*	790 *U*	790 *U*	*R*	790 *U*	790 *U*	790 *U*
ONON2A	SF0137	S345	8/4/2000		15 - 30	110 *U*	110 *U*	110 *U*	570	460 *J*	17.6	110 *U*	17.6	110 *U*
ONON2A	SF0138	S346	8/4/2000		0 - 15	270 *U*	270 *U*	270 *U*	620	380 *J*	52.9 *J*	270 *U*	52.9 *J*	270 *U*
ONON2A	SF0139	S346	8/4/2000		15 - 30	360 *U*	360 *U*	360 *U*	940	500 *J*	64.6	360 *U*	64.6	360 *U*
ONON2A	SF0140	S347	8/4/2000		0 - 15	540 *U*	540 *U*	540 *U*	540 *U*	540 *U*	37.4	540 *U*	37.4	540 *U*
ONON2A	SF0141	S347	8/4/2000		15 - 30	460 *U*	460 *U*	460 *U*	460 *U*	460 *U*	34.9	460 *U*	34.9	460 *U*
ONON2A	SF0142	S348	8/5/2000		0 - 15	980 *U*	980 *U*	980 *U*	980 *U*	980 *U*		980 *U*	980 *U*	980 *U*
ONON2A	SF0143	S348	8/5/2000		15 - 30	2,500 *U*	2,500 *U*	2,500 *UJ*	3,300 *J*	2,500 *U*	5.67 *J*	2,500 *U*	5.67 *J*	2,500 *U*
ONON2A	SF0144	S349	8/5/2000		0 - 15	340 *U*	340 *U*	340 *U*	1400	550	92.5	340 *U*	92.5	340 *U*
ONON2A	SF0145	S349	8/5/2000		15 - 30	2,300 *U*	2,300 *U*	2,300 *U*	4,900	2,300 *U*	*R*	2,300 *U*	2,300 *U*	2,300 *U*
ONON2A	SF0146	S350	8/5/2000		0 - 15	88 *U*	88 *U*	88 *U*	1400	750	211 *J*	88 *U*	211 *J*	88 *U*
ONON2A	SF0147	S350	8/5/2000		15 - 30	78 *U*	78 *U*	78 *U*	970	470	60.4	78 *U*	60.4	78 *U*
ONON2A	SF0149	S351	8/5/2000		0 - 15	180 *U*	180 *U*	180 *UJ*	13,000	1,800	149	180 *U*	149	180 *U*
ONON2A	SF0150	S351	8/5/2000		15 - 30	98 *U*	98 *U*	98 *U*	4,900	1,700	88.8	98 *U*	88.8	98 *U*
ONON2A	SF0173	S351	8/15/2000		0 - 2	72 *UJ*	72 *UJ*	72 *UJ*	72 *UJ*	72 *UJ*	124 J	72 UJ	98 [1]	72 *UJ*
ONON2A	SF0151	S352	8/10/2000		0 - 15	600 *UJ*	600 *UJ*	600 *UJ*	32,000 *J*	12,000 *J*	194 *J*	600 *UJ*	194 *J*	600 *UJ*
ONON2A	SF0152	S352	8/10/2000		15 - 30	1,200 *U*	1,200 *U*	1,200 *U*	24,000	9,500	185 *J*	1,200 *U*	185 *J*	1,200 *U*
ONON2A	SF0113	S353	7/27/2000		0 - 15	540 *U*	540 *U*	540 *U*	17,000	1,200	117	540 *U*	117	540 *U*
ONON2A	SF0114	S353	7/27/2000		15 - 30	180 *U*	180 *U*	180 *U*	11,000	450	11.1	180 *U*	11.1	180 *U*
ONON2A	SF0024	S366	7/27/2000		0 - 15	63 *U*	69	63 *U*	63 *U*	63 *U*	1.1 *UJ*	63 *U*	1.1 *UJ*	63 *U*
ONON2A	SF0025	S366	8/15/2000		15 - 30	61 *U*	67 *U*	61 *U*	61 *U*	61 *U*	1.04 *UJ*	61 *U*	1.04 *UJ*	61 *U*
ONON2A	SF0026	S367	8/15/2000		0 - 2	58 *U*	58 *U*	58 *U*	350	58 *U*	1.02 *U*	58 *U*	1.02 *U*	58 *U*
ONON2A	SF0027	S367	8/15/2000		2 - 15	58 *U*	58 *U*	58 *U*	80	58 *U*	1.08 *UJ*	58 *U*	1.08 *UJ*	58 *U*
ONON2A	SF0028	S367	8/15/2000		15 - 30	61 *U*	70 *U*	61 *U*	3,300	270	1.09 *UJ*	61 *U*	1.09 *UJ*	61 *U*
ONON2A	SF0170	S434	8/9/2000		0 - 15	55 *U*	55 *U*	55 *U*	170 *J*	55 *U*	1 *U*	55 *U*	1 *U*	55 *U*
ONON2A	SF0171	S434	8/9/2000		15 - 30	60 *U*	60 *U*	60 *U*	60 *U*	60 *U*	1.08 *U*	60 *U*	1.08 *U*	60 *U*
ONON2A	SF0172	S435	8/9/2000		0 - 5	230,000 *U*	230,000 *U*	230,000 *U*	230,000 *U*	230,000 *U*	1.08 *U*	230,000 *U*	1.08 *U*	230,000 *U*

Table A-3C. (cont.)

Survey	Sample Number	Survey Station	Date	Duplicates	Depth (cm)	Hexachloro-cyclopentadiene (µg/kg)	Hexachloro-ethane (µg/kg)	Indeno(1,2,3-cd) pyrene (µg/kg)	Isophorone (µg/kg)	Naphthalene (µg/kg)	Nitrobenzene (µg/kg)	N-Nitroso dimethyl-amine (µg/kg)	N-nitroso-di-n-propylamine (µg/kg)
ONON2A	SF0125	S339	8/3/2000		15 - 30	170 *U*	33 *U*	1,700	33 *U*	27,000	33 *U*	170 *U*	33 *U*
ONON2A	SF0123	S340	8/15/2000	D1	0 - 2	350 *UJ*	67 *UJ*	74 *J*	67 *UJ*	2,300 *J*	67 *UJ*	350 *UJ*	67 *UJ*
ONON2A	SF0123R	S340	8/15/2000	D2	0 - 2	3,400 *UJ*	660 *UJ*	660 *UJ*	660 *UJ*	22,000 *J*	660 *UJ*	3,400 *UJ*	660 *UJ*
ONON2A	SF0126	S340	8/3/2000		0 - 15	170 *UJ*	33 *U*	360	33 *U*	18,000	33 *U*	170 *U*	33 *U*
ONON2A	SF0127	S340	8/3/2000		15 - 30	170 *U*	33 *U*	33 *U*	33 *U*	65,000 *J*	33 *U*	170 *U*	33 *U*
ONON2A	SF0128	S341	8/4/2000		0 - 15	310 *UJ*	61 *U*	210	61 *U*	16,000	61 *U*	310 *U*	61 *U*
ONON2A	SF0129	S341	8/4/2000		15 - 30	440 *UJ*	86 *UJ*	86 *UJ*	86 *UJ*	5,700 *J*	86 *UJ*	440 *UJ*	86 *UJ*
ONON2A	SF0132	S343	8/4/2000		0 - 15	5,700 *UJ*	1,100 *U*	1,100 *U*	1,100 *U*	72,000	1,100 *U*	5,700 *U*	1,100 *U*
ONON2A	SF0133	S343	8/4/2000		15 - 30	330 *UJ*	64 *U*	140	64 *U*	120,000	64 *U*	330 *U*	64 *U*
ONON2A	SF0136	S345	8/4/2000		0 - 15	4,100 *UJ*	790 *U*	790 *U*	790 *U*	56,000	790 *U*	4,100 *U*	790 *U*
ONON2A	SF0137	S345	8/4/2000		15 - 30	540 *UJ*	110 *U*	110 *U*	110 *U*	91,000	110 *U*	540 *U*	110 *U*
ONON2A	SF0138	S346	8/4/2000		0 - 15	1,400 *UJ*	270 *U*	270 *U*	270 *U*	17,000	270 *U*	1,400 *U*	270 *U*
ONON2A	SF0139	S346	8/4/2000		15 - 30	1,800 *UJ*	360 *U*	360 *U*	360 *U*	20,000	360 *U*	1,800 *U*	360 *U*
ONON2A	SF0140	S347	8/4/2000		0 - 15	2,800 *UJ*	540 *U*	540 *U*	540 *U*	11,000	540 *U*	2,800 *U*	540 *U*
ONON2A	SF0141	S347	8/4/2000		15 - 30	2,400 *UJ*	460 *U*	460 *U*	460 *U*	27,000	460 *U*	2,400 *U*	460 *U*
ONON2A	SF0142	S348	8/5/2000		0 - 15	5,100 *U*	980 *U*	980 *U*	980 *U*	49,000	980 *U*	5,100 *U*	980 *U*
ONON2A	SF0143	S348	8/5/2000		15 - 30	13,000 *U*	2,500 *U*	2,500 *U*	2,500 *U*	130,000 *J*	2,500 *U*	13,000 *U*	2,500 *U*
ONON2A	SF0144	S349	8/5/2000		0 - 15	1,700 *U*	340 *U*	340 *U*	340 *U*	23,000	340 *U*	1,700 *U*	340 *U*
ONON2A	SF0145	S349	8/5/2000		15 - 30	12,000 *U*	2,300 *U*	2,300 *U*	2,300 *U*	110,000	2,300 *U*	12,000 *U*	2,300 *U*
ONON2A	SF0146	S350	8/5/2000		0 - 15	450 *U*	88 *U*	88 *U*	88 *U*	34,000	88 *U*	450 *U*	88 *U*
ONON2A	SF0147	S350	8/5/2000		15 - 30	400 *U*	78 *U*	78 *U*	78 *U*	69,000	78 *U*	400 *U*	78 *U*
ONON2A	SF0149	S351	8/5/2000		0 - 15	920 *U*	180 *U*	2,300	180 *U*	4,100	180 *U*	920 *U*	180 *U*
ONON2A	SF0150	S351	8/5/2000		15 - 30	500 *U*	98 *U*	950	98 *U*	1,100	98 *U*	500 *U*	98 *U*
ONON2A	SF0173	S351	8/15/2000		0 - 2	370 *UJ*	72 *UJ*	72 *UJ*	72 *UJ*	72 *UJ*	72 *UJ*	370 *UJ*	72 *UJ*
ONON2A	SF0151	S352	8/10/2000		0 - 15	3,100 *UJ*	600 *UJ*	4,200 *J*	600 *UJ*	25,000 *J*	600 *UJ*	3,100 *UJ*	600 *UJ*
ONON2A	SF0152	S352	8/10/2000		15 - 30	*R*	1,200 *U*	3,700	1,200 *U*	58,000	1,200 *U*	6,000 *U*	1,200 *U*
ONON2A	SF0113	S353	7/27/2000		0 - 15	2,800 *U*	540 *U*	5,400	540 *U*	1,400	540 *U*	2,800 *U*	540 *U*
ONON2A	SF0114	S353	7/27/2000		15 - 30	940 *U*	180 *U*	3,700	180 *U*	540	180 *U*	940 *U*	180 *U*
ONON2A	SF0024	S366	7/27/2000		0 - 15	320 *UJ*	63 *U*	63 *U*	63 *U*	63 *U*	63 *U*	320 *U*	63 *U*
ONON2A	SF0025	S366	8/15/2000		15 - 30	310 *UJ*	61 *U*	61 *U*	61 *U*	61 *U*	61 *U*	310 *U*	61 *U*
ONON2A	SF0026	S367	8/15/2000		0 - 2	300 *U*	58 *U*	140	58 *U*	58 *U*	58 *U*	300 *U*	58 *U*
ONON2A	SF0027	S367	8/15/2000		2 - 15	300 *UJ*	58 *U*	58 *U*	58 *U*	58 *U*	58 *U*	300 *U*	58 *U*
ONON2A	SF0028	S367	8/15/2000		15 - 30	320 *UJ*	61 *U*	900	61 *U*	1,200	61 *U*	320 *U*	61 *U*
ONON2A	SF0170	S434	8/9/2000		0 - 15	280 *UJ*	55 *U*	97 *J*	55 *U*	55 *U*	55 *U*	280 *U*	55 *U*
ONON2A	SF0171	S434	8/9/2000		15 - 30	310 *UJ*	60 *U*	60 *U*	60 *U*	60 *U*	60 *U*	310 *U*	60 *U*
ONON2A	SF0172	S435	8/9/2000		0 - 5	1,200,000 *UJ*	230,000 *U*	230,000 *U*	230,000 *U*	26,000,000 *J*	230,000 *U*	1,200,000 *U*	230,000 *U*

Table A-3C. (cont.)

Survey	Sample Number	Survey Station	Date	Duplicates	Depth (cm)	N-Nitroso-diphenyl-amine (µg/kg)	Pentachloro-benzene (µg/kg)	Pentachloro-phenol (µg/kg)	Phenanthrene (µg/kg)	Phenol (µg/kg)	Pyrene (µg/kg)
ONON2A	SF0125	S339	8/3/2000		15 - 30	33 *U*		850 *U*	11,000	33 *U*	8,100
ONON2A	SF0123	S340	8/15/2000	D1	0 - 2	67 *UJ*		1,700 *UJ*	640 *J*	230 *J*	190 *J*
ONON2A	SF0123R	S340	8/15/2000	D2	0 - 2	660 *UJ*		17,000 *UJ*	660 *UJ*	660 *UJ*	660 *UJ*
ONON2A	SF0126	S340	8/3/2000		0 - 15	33 *U*		850 *U*	4,500	33 *U*	2,200
ONON2A	SF0127	S340	8/3/2000		15 - 30	33 *U*		850 *U*	990	290	370
ONON2A	SF0128	S341	8/4/2000		0 - 15	61 *U*		1,600 *U*	2,000	440	1,100
ONON2A	SF0129	S341	8/4/2000		15 - 30	86 *UJ*		2,200 *UJ*	410 *J*	860 *J*	250 *J*
ONON2A	SF0132	S343	8/4/2000		0 - 15	1,100 *U*		29,000 *U*	2,300	1,100 *U*	1,100 *U*
ONON2A	SF0133	S343	8/4/2000		15 - 30	64 *U*		1,700 *U*	1,600	2,000	920
ONON2A	SF0136	S345	8/4/2000		0 - 15	790 *U*		20,000 *UJ*	790 *U*	940 *J*	790 *U*
ONON2A	SF0137	S345	8/4/2000		15 - 30	110 *U*		2,700 *UJ*	1,200	3,500 *J*	110 *U*
ONON2A	SF0138	S346	8/4/2000		0 - 15	270 *U*		6,900 *U*	770	270 *U*	620
ONON2A	SF0139	S346	8/4/2000		15 - 30	360 *U*		9,200 *UJ*	1,200	400 *J*	800
ONON2A	SF0140	S347	8/4/2000		0 - 15	540 *U*		14,000 *UJ*	540 *U*	540 *UJ*	540 *U*
ONON2A	SF0141	S347	8/4/2000		15 - 30	460 *U*		12,000 *UJ*	550	580 *J*	460 *U*
ONON2A	SF0142	S348	8/5/2000		0 - 15	980 *U*		25,000 *U*	980 *U*	980 *U*	980 *U*
ONON2A	SF0143	S348	8/5/2000		15 - 30	2,500 *U*		64,000 *U*	3,300 *J*	2,500 *U*	2,700 *J*
ONON2A	SF0144	S349	8/5/2000		0 - 15	340 *U*		8,700 *U*	2,400	2,600	1,500
ONON2A	SF0145	S349	8/5/2000		15 - 30	2,300 *U*		59,000 *U*	7,200	3,100	5,300
ONON2A	SF0146	S350	8/5/2000		0 - 15	88 *U*		2,300 *U*	2,200	190	940
ONON2A	SF0147	S350	8/5/2000		15 - 30	78 *U*		2,000 *U*	1,700	210	470
ONON2A	SF0149	S351	8/5/2000		0 - 15	180 *U*		4,600 *U*	6,700	250	9,700
ONON2A	SF0150	S351	8/5/2000		15 - 30	98 *U*		2,500 *U*	5,400	98 *U*	3,500
ONON2A	SF0173	S351	8/15/2000		0 - 2	72 *UJ*		1,800 *UJ*	72 *UJ*	72 *UJ*	72 *UJ*
ONON2A	SF0151	S352	8/10/2000		0 - 15	600 *UJ*		15,000 *UJ*	38,000 *J*	600 *UJ*	26,000 *J*
ONON2A	SF0152	S352	8/10/2000		15 - 30	1,200 *U*		30,000 *U*	30,000	1,200 *U*	19,000
ONON2A	SF0113	S353	7/27/2000		0 - 15	540 *U*		14,000 *U*	10,000	540 *U*	13,000
ONON2A	SF0114	S353	7/27/2000		15 - 30	180 *U*		4,700 *U*	5,200	180 *U*	9,300
ONON2A	SF0024	S366	7/27/2000		0 - 15	63 *U*		1,600 *U*	63 *U*	63 *U*	63 *U*
ONON2A	SF0025	S366	8/15/2000		15 - 30	61 *U*		1,600 *U*	61 *U*	61 *U*	61 *U*
ONON2A	SF0026	S367	8/15/2000		0 - 2	58 *U*		1,500 *U*	230	58 *U*	360
ONON2A	SF0027	S367	8/15/2000		2 - 15	58 *U*		1,500 *U*	58 *U*	58 *U*	84
ONON2A	SF0028	S367	8/15/2000		15 - 30	61 *U*		1,600 *U*	1,500	61 *U*	2,500
ONON2A	SF0170	S434	8/9/2000		0 - 15	55 *U*		1,400 *U*	72 *J*	55 *U*	230 *J*
ONON2A	SF0171	S434	8/9/2000		15 - 30	60 *U*		1,600 *U*	60 *U*	60 *U*	60 *U*
ONON2A	SF0172	S435	8/9/2000		0 - 5	230,000 *U*		6,000,000 *U*	630,000 *J*	230,000 *U*	230,000 *U*

Table A-3D. Southern Basin Nearshore Sediments – Pesticide Data

Survey	Sample Number	Survey Station	Date	Duplicates	Depth (cm)	4,4'-DDD (µg/kg)	4,4'-DDE (µg/kg)	4,4'-DDT (µg/kg)	Aldrin (µg/kg)	Endosulfan I (µg/kg)	Endosulfan II (µg/kg)	Endosulfan sulfate (µg/kg)
O-SEDCHM	S00001	S10	5/7/1992		0 - 30	5.8 *U*	5.8 *U*	5.8 *U*	3 *U*	3 *U*	5.8 *U*	5.8 *U*
O-SEDCHM	S00004	S6	5/7/1992		0 - 30	4.3 *U*	4.3 *U*	4.3 *U*	2.2 *U*	2.2 *U*	4.3 *U*	4.3 *U*
O-SEDCHM	S00007	S36	5/8/1992		0 - 30	5.7 *U*	5.7 *U*	5.7 *U*	2.9 *U*	2.9 *U*	5.7 *U*	5.7 *U*
O-SEDCHM	S00014	S1	5/8/1992		0 - 30	12 *U*	12 *U*	12 *U*	6.1 *U*	6.1 *U*	12 *U*	12 *U*
O-SEDCHM	S00017	S20	5/8/1992		0 - 30	6.7 *U*	7.8 *J*	6.7 *U*	3.5 *U*	3.5 *U*	6.7 *U*	6.7 *U*
O-SEDCHM	S00051	S46	5/10/1992		0 - 30	6 *U*	6 *U*	6 *U*	3.1 *U*	3.1 *U*	6 *U*	6 *U*
O-SEDCHM	S00062	S16	5/11/1992	1	0 - 30	7 *U*	14 *J*	7 *U*	3.6 *U*	3.6 *U*	7 *U*	7 *U*
O-SEDCHM	S00065	S16	5/11/1992	2	0 - 30	6.7 *UJ*	12 *J*	6.7 *UJ*	3.5 *UJ*	3.5 *UJ*	6.7 *UJ*	18 *J*
O-SEDCHM	S00066	S16	5/11/1992	3	0 - 30	6.3 *U*	13 *J*	6.3 *U*	3.3 *U*	3.3 *U*	6.3 *U*	18 *J*
O-SEDCHM	S00532	S36	7/27/1992		0 - 2	29 *U*	29 *U*	29 *U*	15 *U*	15 *U*	29 *U*	29 *U*
O-SEDCHM	S00556	S1	8/2/1992	1	0 - 2	14 *J*	8.7 *UJ*	8.7 *UJ*	4.5 *UJ*	4.5 *UJ*	8.7 *UJ*	8.7 *UJ*
O-SEDCHM	S00557	S1	8/2/1992	2	0 - 2	20 *J*	9.4 *U*	9.4 *U*	4.8 *U*	4.8 *U*	9.4 *U*	9.4 *U*
O-SEDCHM	S00558	S1	8/2/1992	3	0 - 2	30 *U*	30 *U*	30 *U*	15 *U*	15 *U*	30 *U*	30 *U*
O-SEDCHM	S00560	S20	8/2/1992		0 - 2	47 *J*	8.2 *U*	8.2 *U*	4.2 *U*	4.2 *U*	8.2 *U*	8.2 *U*
O-SEDCHM	S00566	S16	8/3/1992		0 - 2	5.5 *UJ*	5.5 *UJ*	5.5 *UJ*	2.8 *UJ*	2.8 *UJ*	5.5 *UJ*	5.5 *UJ*
O-SEDCHM	S00570	S46	8/4/1992		0 - 2	5 *U*	5 *U*	5 *U*	2.6 *U*	2.6 *U*	5 *U*	5 *U*
O-SEDCHM	S00572	S10	8/4/1992		0 - 2	7.4 *J*	5.4 *UJ*	5.4 *UJ*	2.8 *UJ*	2.8 *UJ*	5.4 *UJ*	5.4 *UJ*
O-SEDCHM	S00582	S6	8/6/1992		0 - 2	4.6 *U*	4.6 *U*	4.6 *U*	2.4 *U*	2.4 *U*	4.6 *U*	4.6 *U*
ONON2A	SF0024	S366	8/15/2000		0 - 15	*R*	1.1 *UJ*	1.1 *UJ*	1.1 *UJ*	1.1 *UJ*	*R*	*R*
ONON2A	SF0025	S366	8/15/2000		15 - 30	*R*	1.04 *UJ*	1.04 *UJ*	1.04 *UJ*	1.04 *UJ*	*R*	*R*
ONON2A	SF0026	S367	8/15/2000		0 - 2	1.02 *UJ*	1.02 *UJ*	1.02 *UJ*	1.02 *U*	1.02 *UJ*	*R*	*R*
ONON2A	SF0027	S367	8/15/2000		2 - 15	*R*	1.08 *UJ*	1.22 *J*	1.08 *UJ*	1.08 *UJ*	*R*	*R*
ONON2A	SF0028	S367	8/15/2000		15 - 30	*R*	1.09 *UJ*	1.09 *UJ*	1.09 *UJ*	1.09 *UJ*	*R*	*R*
ONON2A	SF0072	S314	8/10/2000		0 - 15	1.08 *UJ*	21.4 *J*	37.8 *J*	1.08 *U*	1.08 *UJ*	1.08 *UJ*	*R*
ONON2A	SF0073	S314	8/10/2000		15 - 30	1.09 *UJ*	34 *J*	29.4 *J*	1.09 *U*	1.09 *UJ*	1.09 *UJ*	*R*
ONON2A	SF0076	S316	8/10/2000		0 - 15	1.09 *UJ*	1.38 *J*	*R*	1.09 *U*	1.09 *UJ*	1.09 *UJ*	1.09 *UJ*
ONON2A	SF0077	S316	8/10/2000		15 - 30	1.08 *UJ*	1.08 *U*	1.08 *UJ*	1.08 *U*	1.08 *UJ*	1.08 *UJ*	1.08 *UJ*
ONON2A	SF0086	S321	8/4/2000		0 - 15	*R*	*R*	*R*	*R*	*R*	*R*	*R*
ONON2A	SF0087	S321	8/4/2000		15 - 30	*R*	*R*	*R*	*R*	*R*	*R*	*R*
ONON2A	SF0088	S322	8/10/2000		0 - 15	1.05 *UJ*	17.5 *J*	29 *J*	1.05 *U*	1.05 *U*	1.05 *UJ*	1.05 *UJ*
ONON2A	SF0089	S322	8/10/2000		15 - 30	1.09 *UJ*	15.8 *J*	*R*	1.09 *U*	1.09 *U*	1.09 *UJ*	1.09 *UJ*
ONON2A	SF0094	S325	7/14/2000		0 - 2	1.02 *UJ*	1.02 *UJ*	2.26 *J*	1.02 *U*	1.02 *U*	1.02 *UJ*	*R*
ONON2A	SF0095	S325	7/14/2000		2 - 15	1 *UJ*	1 *UJ*	*R*	1 *U*	1 *U*	1 *UJ*	*R*
ONON2A	SF0096	S325	7/14/2000		15 - 30	1 *UJ*	1 *UJ*	*R*	1 *U*	1 *U*	1 *UJ*	*R*

Table A-3D. (cont.)

Survey	Sample Number	Survey Station	Date	Duplicates	Depth (cm)	alpha-BHC (µg/kg)	beta-BHC (µg/kg)	delta-BHC (µg/kg)	gamma-BHC (Lindane) (µg/kg)	Dieldrin (µg/kg)	Endrin aldehyde (µg/kg)	Endrin ketone (µg/kg)	Endrin (µg/kg)
O-SEDCHM	S00001	S10	5/7/1992		0 - 30	3 *U*	3 *UJ*	3 *U*	3 *U*	5.8 *U*	5.8 *U*	5.8 *U*	5.8 *U*
O-SEDCHM	S00004	S6	5/7/1992		0 - 30	2.2 *U*	2.2 *U*	2.2 *U*	2.2 *U*	4.3 *U*	4.3 *U*	4.3 *U*	4.3 *U*
O-SEDCHM	S00007	S36	5/8/1992		0 - 30	2.9 *U*	2.9 *U*	2.9 *U*	2.9 *U*	5.7 *U*	5.7 *U*	5.7 *U*	5.7 *U*
O-SEDCHM	S00014	S1	5/8/1992		0 - 30	6.1 *U*	110 *J*	6.1 *U*	6.1 *U*	12 *U*	12 *U*	12 *U*	12 *U*
O-SEDCHM	S00017	S20	5/8/1992		0 - 30	3.5 *U*	3.5 *U*	3.5 *U*	3.5 *U*	6.7 *U*	6.7 *U*	6.7 *U*	6.7 *U*
O-SEDCHM	S00051	S46	5/10/1992		0 - 30	3.1 *U*	3.1 *U*	3.1 *U*	3.1 *U*	6 *U*	6 *U*	6 *U*	6 *U*
O-SEDCHM	S00062	S16	5/11/1992	1	0 - 30	3.6 *U*	3.6 *U*	3.6 *U*	3.6 *U*	7 *U*	7 *U*	7 *U*	7 *U*
O-SEDCHM	S00065	S16	5/11/1992	2	0 - 30	3.5 *UJ*	3.5 *UJ*	3.5 *UJ*	3.5 *UJ*	6.7 *UJ*	6.7 *UJ*	6.7 *UJ*	6.7 *UJ*
O-SEDCHM	S00066	S16	5/11/1992	3	0 - 30	3.3 *U*	3.3 *U*	3.3 *U*	3.3 *U*	6.3 *U*	6.3 *U*	6.3 *U*	6.3 *U*
O-SEDCHM	S00532	S36	7/27/1992		0 - 2	15 *U*	15 *U*	15 *U*	15 *U*	29 *U*	29 *U*	29 *U*	29 *U*
O-SEDCHM	S00556	S1	8/2/1992	1	0 - 2	4.5 *UJ*	4.5 *UJ*	4.5 *UJ*	4.5 *UJ*	8.7 *UJ*	8.7 *UJ*	8.7 *UJ*	8.7 *UJ*
O-SEDCHM	S00557	S1	8/2/1992	2	0 - 2	4.8 *U*	4.8 *U*	4.8 *U*	4.8 *U*	9.4 *U*	9.4 *U*	9.4 *U*	9.4 *U*
O-SEDCHM	S00558	S1	8/2/1992	3	0 - 2	15 *U*	15 *U*	15 *U*	15 *U*	30 *U*	30 *U*	30 *U*	30 *U*
O-SEDCHM	S00560	S20	8/2/1992		0 - 2	4.2 *U*	4.2 *U*	4.2 *U*	4.2 *U*	8.2 *U*	8.2 *U*	8.2 *U*	8.2 *U*
O-SEDCHM	S00566	S16	8/3/1992		0 - 2	2.8 *UJ*	2.8 *UJ*	2.8 *UJ*	2.8 *UJ*	5.5 *UJ*	5.5 *UJ*	5.5 *UJ*	5.5 *UJ*
O-SEDCHM	S00570	S46	8/4/1992		0 - 2	2.6 *U*	2.6 *U*	2.6 *U*	2.6 *U*	5 *U*	5 *U*	5 *U*	5 *U*
O-SEDCHM	S00572	S10	8/4/1992		0 - 2	2.8 *UJ*	2.8 *UJ*	2.8 *UJ*	2.8 *UJ*	5.4 *UJ*	5.4 *UJ*	5.4 *UJ*	5.4 *UJ*
O-SEDCHM	S00582	S6	8/6/1992		0 - 2	2.4 *U*	2.4 *U*	2.4 *U*	2.4 *U*	4.6 *U*	4.6 *U*	4.6 *U*	4.6 *U*
ONON2A	SF0024	S366	8/15/2000		0 - 15	1.1 *UJ*	1.1 *UJ*	*R*	1.1 *UJ*	1.1 *UJ*	1.1 *UJ*	1.1 *UJ*	1.1 *UJ*
ONON2A	SF0025	S366	8/15/2000		15 - 30	1.04 *UJ*	1.04 *UJ*	*R*	1.04 *UJ*	1.04 *UJ*	1.04 *UJ*	1.04 *UJ*	1.04 *UJ*
ONON2A	SF0026	S367	8/15/2000		0 - 2	1.02 *UJ*	1.02 *U*	*R*	1.02 *UJ*	1.02 *U*	1.02 *UJ*	1.02 *UJ*	1.02 *UJ*
ONON2A	SF0027	S367	8/15/2000		2 - 15	1.08 *UJ*	1.08 *UJ*	*R*	1.08 *UJ*	1.08 *UJ*	1.08 *UJ*	1.08 *UJ*	1.08 *UJ*
ONON2A	SF0028	S367	8/15/2000		15 - 30	1.09 *UJ*	1.09 *UJ*	*R*	1.09 *UJ*	1.09 *UJ*	1.09 *UJ*	1.09 *UJ*	1.09 *UJ*
ONON2A	SF0072	S314	8/10/2000		0 - 15	7.55 *J*	1.08 *UJ*	*R*	1.08 *UJ*	1.08 *U*	1.08 *UJ*	1.08 *UJ*	1.08 *U*
ONON2A	SF0073	S314	8/10/2000		15 - 30	1.09 *UJ*	1.09 *UJ*	2.35 *J*	1.09 *UJ*	29.9 *J*	*R*	1.09 *UJ*	1.09 *U*
ONON2A	SF0076	S316	8/10/2000		0 - 15	1.09 *UJ*	1.52 *J*	*R*	1.09 *UJ*	1.09 *U*	1.09 *UJ*	*R*	1.09 *U*
ONON2A	SF0077	S316	8/10/2000		15 - 30	1.08 *UJ*	3.94 *J*	*R*	1.08 *UJ*	1.08 *U*	1.08 *UJ*	1.08 *UJ*	1.08 *U*
ONON2A	SF0086	S321	8/4/2000		0 - 15	*R*	1.07 *UJ*	*R*	*R*	*R*	*R*	*R*	*R*
ONON2A	SF0087	S321	8/4/2000		15 - 30	*R*	1.28 *J*	*R*	*R*	*R*	*R*	*R*	*R*
ONON2A	SF0088	S322	8/10/2000		0 - 15	1.05 *UJ*	*R*	*R*	1.05 *UJ*	1.05 *U*	1.05 *UJ*	1.05 *UJ*	1.05 *U*
ONON2A	SF0089	S322	8/10/2000		15 - 30	1.38 *J*	4.19 *J*	*R*	1.09 *UJ*	26.2 *J*	1.09 *UJ*	1.09 *UJ*	1.12 *J*
ONON2A	SF0094	S325	7/14/2000		0 - 2	1.02 *UJ*	1.02 *UJ*	*R*	1.02 *UJ*	2.25 *J*	1.02 *U*	1.02 *UJ*	1.02 *U*
ONON2A	SF0095	S325	7/14/2000		2 - 15	1 *UJ*	1 *UJ*	*R*	1 *UJ*	3.16 *J*	1 *U*	1 *UJ*	1 *U*
ONON2A	SF0096	S325	7/14/2000		15 - 30	1 *UJ*	1 *UJ*	*R*	1 *UJ*	6.32 *J*	1 *U*	1.15 *J*	1 *U*

Table A-3D. (cont.)

Survey	Sample Number	Survey Station	Date	Duplicates	Depth (cm)	Heptachlor (µg/kg)	Heptachlor epoxide (µg/kg)	Methoxychlor (µg/kg)	Toxaphene (µg/kg)	alpha (cis) - Chlordane (µg/kg)	gamma (trans)- Chlordane (µg/kg)	Total Chlordane [1] (µg/kg)
O-SEDCHM	S00001	S10	5/7/1992		0 - 30	3 *U*	3 *U*	30 *U*	300 *U*	3 *UJ*	3 *U*	3 *U*
O-SEDCHM	S00004	S6	5/7/1992		0 - 30	2.2 *U*	2.2 *U*	22 *U*	220 *U*	2.2 *U*	2.2 *U*	2.2 *U*
O-SEDCHM	S00007	S36	5/8/1992		0 - 30	2.9 *U*	2.9 *U*	29 *U*	290 *U*	2.9 *U*	2.9 *U*	2.9 *U*
O-SEDCHM	S00014	S1	5/8/1992		0 - 30	6.1 *U*	6.1 *U*	61 *U*	610 *U*	6.1 *U*	6.1 *U*	6.1 *U*
O-SEDCHM	S00017	S20	5/8/1992		0 - 30	6.1 *J*	3.5 *U*	35 *U*	350 *U*	3.5 *U*	3.5 *U*	3.5 *U*
O-SEDCHM	S00051	S46	5/10/1992		0 - 30	3.1 *U*	3.1 *U*	31 *U*	310 *U*	3.1 *U*	3.1 *U*	3.1 *U*
O-SEDCHM	S00062	S16	5/11/1992	1	0 - 30	3.6 *U*	3.6 *U*	36 *U*	360 *U*	3.6 *U*	3.6 *U*	3.6 *U*
O-SEDCHM	S00065	S16	5/11/1992	2	0 - 30	3.5 *UJ*	3.5 *UJ*	35 *UJ*	350 *U*	3.5 *UJ*	3.5 *UJ*	3.5 *UJ*
O-SEDCHM	S00066	S16	5/11/1992	3	0 - 30	3.3 *U*	3.3 *U*	33 *U*	330 *U*	3.3 *U*	3.3 *U*	3.3 *U*
O-SEDCHM	S00532	S36	7/27/1992		0 - 2	15 *U*	15 *U*	150 *U*	1,500 *U*	15 *U*	15 *U*	15 *U*
O-SEDCHM	S00556	S1	8/2/1992	1	0 - 2	4.5 *UJ*	4.5 *UJ*	45 *UJ*	450 *UJ*	4.5 *UJ*	4.5 *UJ*	4.5 *UJ*
O-SEDCHM	S00557	S1	8/2/1992	2	0 - 2	4.8 *U*	4.8 *U*	48 *U*	480 *U*	5.5 *J*	4.8 *U*	5.5 *J*
O-SEDCHM	S00558	S1	8/2/1992	3	0 - 2	15 *U*	15 *U*	150 *U*	1,500 *U*	15 *U*	15 *U*	15 *U*
O-SEDCHM	S00560	S20	8/2/1992		0 - 2	4.2 *U*	4.2 *U*	42 *U*	420 *U*	4.2 *U*	4.2 *U*	4.2 *U*
O-SEDCHM	S00566	S16	8/3/1992		0 - 2	2.8 *UJ*	2.8 *UJ*	28 *UJ*	280 *UJ*	2.8 *UJ*	2.8 *UJ*	2.8 *UJ*
O-SEDCHM	S00570	S46	8/4/1992		0 - 2	2.6 *U*	2.6 *U*	26 *U*	260 *U*	2.6 *U*	2.6 *U*	2.6 *U*
O-SEDCHM	S00572	S10	8/4/1992		0 - 2	2.8 *UJ*	2.8 *UJ*	28 *UJ*	280 *UJ*	2.8 *UJ*	2.8 *UJ*	2.8 *UJ*
O-SEDCHM	S00582	S6	8/6/1992		0 - 2	2.4 *U*	2.4 *U*	24 *U*	240 *U*	2.4 *U*	2.4 *U*	2.4 *U*
ONON2A	SF0024	S366	8/15/2000		0 - 15	1.1 *UJ*	1.1 *UJ*	1.1 *UJ*	110 *UJ*	1.1 *UJ*	1.1 *UJ*	1.1 *UJ*
ONON2A	SF0025	S366	8/15/2000		15 - 30	1.04 *UJ*	1.04 *UJ*	1.04 *UJ*	104 *UJ*	1.04 *UJ*	1.04 *UJ*	1.04 *UJ*
ONON2A	SF0026	S367	8/15/2000		0 - 2	1.02 *U*	1.02 *U*	1.02 *UJ*	102 *UJ*	1.02 *UJ*	1.02 *U*	1.02 *U*
ONON2A	SF0027	S367	8/15/2000		2 - 15	1.08 *UJ*	1.08 *UJ*	1.08 *UJ*	108 *UJ*	1.08 *UJ*	1.08 *UJ*	1.08 *UJ*
ONON2A	SF0028	S367	8/15/2000		15 - 30	1.09 *UJ*	1.09 *UJ*	1.09 *UJ*	109 *UJ*	1.09 *UJ*	1.09 *UJ*	1.09 *UJ*
ONON2A	SF0072	S314	8/10/2000		0 - 15	1.08 *U*	51.9 *J*	1.08 *UJ*	108 *U*	1.08 *UJ*	50.4 *J*	50.4 *J*
ONON2A	SF0073	S314	8/10/2000		15 - 30	*R*	*R*	7.68 *J*	109 *U*	1.09 *UJ*	20 *J*	20 *J*
ONON2A	SF0076	S316	8/10/2000		0 - 15	1.09 *U*	1.09 *U*	1.09 *UJ*	109 *U*	1.09 *UJ*	1.09 *U*	1.09 *U*
ONON2A	SF0077	S316	8/10/2000		15 - 30	1.08 *U*	1.08 *U*	1.08 *UJ*	108 *UJ*	1.08 *UJ*	1.27 *J*	1.27 *J*
ONON2A	SF0086	S321	8/4/2000		0 - 15	1.07 *U*	1.07 *U*	*R*	107 *U*	1.07 *UJ*	1.07 *U*	1.07 *U*
ONON2A	SF0087	S321	8/4/2000		15 - 30	1.07 *U*	1.07 *U*	*R*	107 *U*	1.07 *UJ*	1.07 *U*	1.07 *U*
ONON2A	SF0088	S322	8/10/2000		0 - 15	1.05 *U*	1.05 *U*	1.05 *UJ*	105 *UJ*	4.21 *J*	21.1 *J*	25.31 *J*
ONON2A	SF0089	S322	8/10/2000		15 - 30	1.09 *U*	1.09 *U*	1.09 *UJ*	109 *UJ*	5.64 *J*	23.4 *J*	29.04 *J*
ONON2A	SF0094	S325	7/14/2000		0 - 2	1.02 *U*	*R*	1.02 *UJ*	1.02 *UJ*	1.02 *U*	1.02 *U*	1.02 *U*
ONON2A	SF0095	S325	7/14/2000		2 - 15	1 *U*	*R*	1 *UJ*	1 *U*	1 *U*	1 *U*	1 *U*
ONON2A	SF0096	S325	7/14/2000		15 - 30	1 *U*	1 *U*	1 *UJ*	1 *U*	1 *U*	1 *U*	1 *U*

Table A-3D. (cont.)

Survey	Sample Number	Survey Station	Date	Duplicates	Depth (cm)	4,4'-DDD (µg/kg)	4,4'-DDE (µg/kg)	4,4'-DDT (µg/kg)	Aldrin (µg/kg)	Endosulfan I (µg/kg)	Endosulfan II (µg/kg)	Endosulfan sulfate (µg/kg)
ONON2A	SF0101	S328	7/15/2000		0 - 15	1 *UJ*	1 *U*	2.13 *J*	1 *U*	1 *U*	1 *UJ*	*R*
ONON2A	SF0102	S328	7/15/2000		15 - 30	1 *UJ*	1 *U*	1 *UJ*	1 *U*	1 *U*	1 *UJ*	*R*
ONON2A	SF0103	S329	7/16/2000		0 - 15	1 *UJ*	1 *UJ*	1 *UJ*	1 *UJ*	1 *UJ*	1 *UJ*	1 *UJ*
ONON2A	SF0104	S329	7/16/2000		15 - 30	1 *UJ*	1 *UJ*	1 *UJ*	1 *UJ*	1 *UJ*	1 *UJ*	1 *UJ*
ONON2A	SF0105	S330	7/16/2000		0 - 15	1 *UJ*	1 *UJ*	1 *UJ*	1 *UJ*	1 *UJ*	1 *UJ*	1 *UJ*
ONON2A	SF0106	S330	7/16/2000		15 - 30	1 *UJ*	1 *UJ*	1 *UJ*	1 *UJ*	1 *UJ*	1 *UJ*	1 *UJ*
ONON2A	SF0113	S353	7/27/2000		0 - 15	1.01 *UJ*	*R*	39.2 *J*	*R*	1.01 *U*	1.01 *UJ*	*R*
ONON2A	SF0114	S353	7/27/2000		15 - 30	*R*	*R*	*R*	1.05 *UJ*	1.05 *U*	1.05 *UJ*	2.73 *J*
ONON2A	SF0115	S335	8/2/2000		0 - 15	*R*	*R*	3.99 *J*	*R*	*R*	*R*	*R*
ONON2A	SF0116	S335	8/2/2000		15 - 30	*R*	9.75 *J*	*R*	*R*	*R*	*R*	*R*
ONON2A	SF0117	S336	8/3/2000		0 - 15	1.04 *UJ*	*R*	3.52 *J*	1.04 *UJ*	1.04 *UJ*	1.04 *UJ*	3.16 *J*
ONON2A	SF0118	S336	8/3/2000		15 - 30	1.11 *UJ*	*R*	13.5 *J*	1.9 *J*	1.11 *UJ*	1.11 *UJ*	5.87 *J*
ONON2A	SF0123	S340	8/15/2000	1	0 - 2	*R*	1.09 *UJ*	2.06 *J*	1.09 *UJ*	1.09 *UJ*	*R*	*R*
ONON2A	SF0123_R	S340	8/15/2000	2	0 - 2	*R*	*R*	*R*	*R*	*R*	*R*	*R*
ONON2A	SF0124	S339	8/3/2000		0 - 15	1.05 *UJ*	4.07 *J*	17.3 *J*	3.52 *J*	1.05 *UJ*	1.05 *UJ*	1.05 *UJ*
ONON2A	SF0125	S339	8/3/2000		15 - 30	1.09 *UJ*	*R*	*R*	1.09 *UJ*	1.09 *UJ*	1.09 *UJ*	1.09 *UJ*
ONON2A	SF0126	S340	8/3/2000		0 - 15	*R*	*R*	4.08 *J*	*R*	*R*	*R*	*R*
ONON2A	SF0127	S340	8/3/2000		15 - 30	*R*	*R*	*R*	*R*	*R*	*R*	*R*
ONON2A	SF0128	S341	8/4/2000		0 - 15	*R*	*R*	*R*	*R*	*R*	*R*	*R*
ONON2A	SF0129	S341	8/4/2000		15 - 30	*R*	*R*	*R*	*R*	*R*	*R*	*R*
ONON2A	SF0133	S343	8/4/2000		15 - 30	*R*	1.08 *J*	*R*	*R*	*R*	*R*	*R*
ONON2A	SF0134	S333	8/2/2000		0 - 15	*R*	*R*	*R*	*R*	*R*	*R*	*R*
ONON2A	SF0135	S333	8/2/2000		15 - 30	*R*	*R*	*R*	*R*	*R*	*R*	*R*
ONON2A	SF0136	S345	8/4/2000		0 - 15	*R*	*R*	*R*	*R*	*R*	*R*	*R*
ONON2A	SF0137	S345	8/4/2000		15 - 30	1.06 *UJ*	1.58 *J*	*R*	1.06 *UJ*	1.06 *UJ*	1.06 *UJ*	1.06 *UJ*
ONON2A	SF0138	S346	8/4/2000		0 - 15	1.08 *UJ*	1.38 *J*	*R*	1.08 *UJ*	1.08 *UJ*	1.08 *UJ*	1.08 *UJ*
ONON2A	SF0139	S346	8/4/2000		15 - 30	1.09 *UJ*	1.09 *U*	1.09 *UJ*	1.09 *UJ*	1.09 *UJ*	1.09 *UJ*	1.09 *UJ*
ONON2A	SF0140	S347	8/4/2000		0 - 15	1.01 *UJ*	1.01 *U*	1.6 *J*	1.01 *UJ*	1.01 *UJ*	1.01 *UJ*	1.01 *UJ*
ONON2A	SF0141	S347	8/4/2000		15 - 30	1.01 *UJ*	1.01 *U*	2.1 *J*	1.01 *UJ*	1.01 *UJ*	1.01 *UJ*	1.01 *UJ*
ONON2A	SF0143	S348	8/5/2000		15 - 30	1.05 *UJ*	1.05 *UJ*	1.05 *UJ*	1.05 *U*	1.05 *U*	1.05 *UJ*	1.05 *UJ*
ONON2A	SF0144	S349	8/5/2000		0 - 15	1.05 *UJ*	1.05 *UJ*	7.24 *J*	1.05 *U*	1.05 *UJ*	1.05 *UJ*	1.05 *UJ*
ONON2A	SF0145	S349	8/5/2000		15 - 30	3.85 *J*	*R*	*R*	*R*	*R*	*R*	*R*
ONON2A	SF0146	S350	8/5/2000		0 - 15	*R*	14.2 *J*	*R*	*R*	*R*	*R*	*R*
ONON2A	SF0147	S350	8/5/2000		15 - 30	1.01 *UJ*	1.01 *UJ*	1.01 *UJ*	1.01 *U*	1.13 *J*	1.01 *UJ*	1.01 *UJ*

Table A-3D. (cont.)

Survey	Sample Number	Survey Station	Date	Duplicates	Depth (cm)	alpha-BHC (µg/kg)	beta-BHC (µg/kg)	delta-BHC (µg/kg)	gamma-BHC (Lindane) (µg/kg)	Dieldrin (µg/kg)	Endrin aldehyde (µg/kg)	Endrin ketone (µg/kg)	Endrin (µg/kg)
ONON2A	SF0101	S328	7/15/2000		0 - 15	1 *UJ*	1 *UJ*	*R*	1 *UJ*	1 *U*	1 *U*	1 *U*	1 *U*
ONON2A	SF0102	S328	7/15/2000		15 - 30	1 *UJ*	1 *UJ*	*R*	1 *UJ*	1 *U*	1 *U*	1 *U*	1 *U*
ONON2A	SF0103	S329	7/16/2000		0 - 15	1 *UJ*	1 *UJ*	2 *J*	1 *UJ*	1 *UJ*	1 *UJ*	1 *UJ*	1 *UJ*
ONON2A	SF0104	S329	7/16/2000		15 - 30	1 *UJ*	1 *UJ*	1 *UJ*	1 *UJ*	1 *UJ*	1 *UJ*	1 *UJ*	1 *UJ*
ONON2A	SF0105	S330	7/16/2000		0 - 15	1 *UJ*	1 *UJ*	1 *UJ*	1 *UJ*	1 *UJ*	1 *UJ*	1 *UJ*	1 *UJ*
ONON2A	SF0106	S330	7/16/2000		15 - 30	1 *UJ*	1 *UJ*	1 *UJ*	1 *UJ*	1 *UJ*	1 *UJ*	1 *UJ*	1 *UJ*
ONON2A	SF0113	S353	7/27/2000		0 - 15	1.87 *J*	1.01 *U*	1.01 *UJ*	1.01 *UJ*	13.2 *J*	1.01 *UJ*	1.01 *UJ*	*R*
ONON2A	SF0114	S353	7/27/2000		15 - 30	1.05 *UJ*	1.05 *U*	1.05 *UJ*	1.05 *UJ*	4.92	1.05 *UJ*	1.05 *UJ*	1.05 *U*
ONON2A	SF0115	S335	8/2/2000		0 - 15	*R*	3.88 *J*	*R*	*R*	2.86 *J*	*R*	*R*	1.97 *J*
ONON2A	SF0116	S335	8/2/2000		15 - 30	*R*	3.9 *J*	*R*	*R*	3.7 *J*	*R*	*R*	*R*
ONON2A	SF0117	S336	8/3/2000		0 - 15	1.04 *UJ*	1.04 *UJ*	*R*	1.04 *UJ*	3.75 *J*	1.04 *UJ*	1.04 *UJ*	1.04 *U*
ONON2A	SF0118	S336	8/3/2000		15 - 30	1.11 *UJ*	1.11 *UJ*	*R*	1.11 *UJ*	19 *J*	1.11 *UJ*	1.11 *UJ*	1.11 *U*
ONON2A	SF0123	S340	8/15/2000	1	0 - 2	1.09 *UJ*	1.09 *UJ*	*R*	1.09 *UJ*	1.38 *J*	1.09 *UJ*	1.09 *UJ*	1.09 *UJ*
ONON2A	SF0123_R	S340	8/15/2000	2	0 - 2	*R*	1.62 *J*	*R*	*R*	*R*	*R*	*R*	*R*
ONON2A	SF0124	S339	8/3/2000		0 - 15	1.08 *J*	*R*	*R*	1.05 *UJ*	1.05 *U*	1.05 *UJ*	1.05 *UJ*	2.01 *J*
ONON2A	SF0125	S339	8/3/2000		15 - 30	1.09 *UJ*	4.6 *J*	1.67 *J*	1.09 *UJ*	11.4 *J*	1.09 *UJ*	1.09 *UJ*	1.09 *U*
ONON2A	SF0126	S340	8/3/2000		0 - 15	1.73 *J*	1.08 *UJ*	1.58 *J*	*R*	*R*	*R*	*R*	*R*
ONON2A	SF0127	S340	8/3/2000		15 - 30	*R*	1.07 *UJ*	*R*	*R*	*R*	*R*	*R*	*R*
ONON2A	SF0128	S341	8/4/2000		0 - 15	*R*	1.07 *UJ*	*R*	*R*	*R*	*R*	*R*	1.2 *J*
ONON2A	SF0129	S341	8/4/2000		15 - 30	*R*	1.06 *UJ*	*R*	*R*	*R*	*R*	*R*	*R*
ONON2A	SF0133	S343	8/4/2000		15 - 30	*R*	*R*	*R*	*R*	*R*	*R*	*R*	*R*
ONON2A	SF0134	S333	8/2/2000		0 - 15	*R*	2 *J*	*R*	*R*	6.03 *J*	*R*	*R*	1.48 *J*
ONON2A	SF0135	S333	8/2/2000		15 - 30	*R*	*R*	3.41 *J*	*R*	5.06 *J*	*R*	*R*	*R*
ONON2A	SF0136	S345	8/4/2000		0 - 15	*R*	1.14 *UJ*	*R*	*R*	*R*	*R*	*R*	*R*
ONON2A	SF0137	S345	8/4/2000		15 - 30	1.06 *UJ*	1.06 *UJ*	2.1 *J*	1.06 *UJ*	1.06 *U*	1.06 *UJ*	1.06 *UJ*	1.06 *U*
ONON2A	SF0138	S346	8/4/2000		0 - 15	1.08 *UJ*	*R*	*R*	1.08 *UJ*	1.08 *U*	1.08 *UJ*	1.08 *UJ*	1.08 *U*
ONON2A	SF0139	S346	8/4/2000		15 - 30	1.09 *UJ*	1.09 *UJ*	2.02 *J*	1.09 *UJ*	1.48 *J*	1.09 *UJ*	1.09 *UJ*	1.09 *U*
ONON2A	SF0140	S347	8/4/2000		0 - 15	1.01 *UJ*	1.01 *UJ*	1.01 *J*	1.01 *UJ*	1.01 *U*	1.01 *UJ*	1.01 *UJ*	1.14
ONON2A	SF0141	S347	8/4/2000		15 - 30	1.01 *UJ*	1.01 *UJ*	1.29 *J*	1.01 *UJ*	1.01 *U*	1.01 *UJ*	1.01 *UJ*	1.01 *U*
ONON2A	SF0143	S348	8/5/2000		15 - 30	1.05 *UJ*	1.05 *U*	*R*	1.05 *UJ*	1.05 *U*	1.05 *UJ*	1.05 *UJ*	1.05 *U*
ONON2A	SF0144	S349	8/5/2000		0 - 15	1.6 *J*	1.8 *J*	*R*	1.05 *UJ*	1.05 *U*	1.05 *UJ*	1.05 *UJ*	1.95
ONON2A	SF0145	S349	8/5/2000		15 - 30	1.66 *J*	*R*	*R*	*R*	*R*	*R*	*R*	*R*
ONON2A	SF0146	S350	8/5/2000		0 - 15	*R*	*R*	1.66 *J*	*R*	*R*	*R*	*R*	*R*
ONON2A	SF0147	S350	8/5/2000		15 - 30	*R*	*R*	*R*	1.01 *UJ*	1.01 *U*	1.01 *UJ*	1.01 *UJ*	1.01 *U*

Table A-3D. (cont.)

Survey	Sample Number	Survey Station	Date	Duplicates	Depth (cm)	Heptachlor (µg/kg)	Heptachlor epoxide (µg/kg)	Methoxychlor (µg/kg)	Toxaphene (µg/kg)	alpha (cis) - Chlordane (µg/kg)	gamma (trans)- Chlordane (µg/kg)	Total Chlordane [1] (µg/kg)
ONON2A	SF0101	S328	7/15/2000		0 - 15	1 *U*	1 *U*	1 *U*	100 *U*	1 *U*	1 *U*	1 *U*
ONON2A	SF0102	S328	7/15/2000		15 - 30	1 *U*	1 *U*	1 *U*	100 *U*	1 *U*	1 *U*	1 *U*
ONON2A	SF0103	S329	7/16/2000		0 - 15	1 *UJ*	1 *UJ*	1 *UJ*	100 *UJ*	1 *UJ*	1 *UJ*	1 *UJ*
ONON2A	SF0104	S329	7/16/2000		15 - 30	1 *UJ*	1 *UJ*	1 *UJ*	100 *UJ*	1 *UJ*	1 *UJ*	1 *UJ*
ONON2A	SF0105	S330	7/16/2000		0 - 15	1 *UJ*	1 *UJ*	1 *UJ*	100 *UJ*	1 *UJ*	1 *UJ*	1 *UJ*
ONON2A	SF0106	S330	7/16/2000		15 - 30	1 *UJ*	1 *UJ*	1 *UJ*	100 *UJ*	1 *UJ*	1 *UJ*	1 *UJ*
ONON2A	SF0113	S353	7/27/2000		0 - 15	5.33 *J*	1.01 *U*	1.01 *UJ*	101 *U*	1.01 *U*	1.01 *U*	1.01 *U*
ONON2A	SF0114	S353	7/27/2000		15 - 30	1.05 *U*	1.05 *U*	1.05 *UJ*	105 *U*	1.05 *U*	2.49 *J*	2.49 *J*
ONON2A	SF0115	S335	8/2/2000		0 - 15	*R*	5.33 *J*	*R*	*R*	*R*	*R*	*R*
ONON2A	SF0116	S335	8/2/2000		15 - 30	*R*	11.7 *J*	*R*	*R*	*R*	*R*	*R*
ONON2A	SF0117	S336	8/3/2000		0 - 15	1.04 *U*	2.21 *J*	1.04 *UJ*	104 *U*	1.04 *UJ*	1.27 *J*	1.27 *J*
ONON2A	SF0118	S336	8/3/2000		15 - 30	3.9	1.11 *U*	1.11 *UJ*	111 *U*	1.11 *UJ*	1.11 *U*	1.11 *U*
ONON2A	SF0123	S340	8/15/2000	1	0 - 2	1.09 *UJ*	2.25 *J*	1.09 *UJ*	109 *UJ*	1.09 *UJ*	1.6 *J*	1.6 *J*
ONON2A	SF0123_R	S340	8/15/2000	2	0 - 2	*R*	1.18 *J*	*R*	*R*	*R*	*R*	*R*
ONON2A	SF0124	S339	8/3/2000		0 - 15	1.05 *U*	7.38	1.05 *UJ*	105 *U*	1.05 *UJ*	*R*	1.05 *UJ*
ONON2A	SF0125	S339	8/3/2000		15 - 30	1.09 *U*	1.09 *U*	1.09 *UJ*	109 *U*	1.09 *UJ*	4.51 *J*	4.51 *J*
ONON2A	SF0126	S340	8/3/2000		0 - 15	1.08 *U*	*R*	*R*	108 *U*	1.08 *UJ*	1.08 *U*	1.08 *U*
ONON2A	SF0127	S340	8/3/2000		15 - 30	1.07 *U*	1.69 *J*	*R*	107 *U*	1.07 *UJ*	1.07 *U*	1.07 *U*
ONON2A	SF0128	S341	8/4/2000		0 - 15	1.07 *U*	*R*	*R*	107 *U*	1.07 *UJ*	1.07 *U*	1.07 *U*
ONON2A	SF0129	S341	8/4/2000		15 - 30	1.06 *U*	*R*	*R*	106 *U*	1.06 *UJ*	1.06 *U*	1.06 *U*
ONON2A	SF0133	S343	8/4/2000		15 - 30	1.05 *U*	*R*	*R*	105 *U*	1.05 *UJ*	1.05 *U*	1.05 *U*
ONON2A	SF0134	S333	8/2/2000		0 - 15	*R*	5.16 *J*	*R*	*R*	*R*	*R*	*R*
ONON2A	SF0135	S333	8/2/2000		15 - 30	*R*	*R*	*R*	*R*	*R*	*R*	*R*
ONON2A	SF0136	S345	8/4/2000		0 - 15	1.14 *U*	2.69 *J*	*R*	114 *U*	1.14 *UJ*	1.14 *U*	1.14 *U*
ONON2A	SF0137	S345	8/4/2000		15 - 30	1.06 *U*	*R*	1.06 *UJ*	106 *UJ*	1.06 *UJ*	1.06 *UJ*	1.06 *UJ*
ONON2A	SF0138	S346	8/4/2000		0 - 15	1.08 *U*	*R*	1.08 *UJ*	108 *UJ*	1.08 *UJ*	1.08 *UJ*	1.08 *UJ*
ONON2A	SF0139	S346	8/4/2000		15 - 30	1.09 *U*	1.26 *J*	*R*	109 *UJ*	1.09 *UJ*	1.09 *UJ*	1.09 *UJ*
ONON2A	SF0140	S347	8/4/2000		0 - 15	1.01 *U*	1.01 *U*	1.01 *UJ*	101 *UJ*	1.01 *UJ*	1.08 *J*	1.08 *J*
ONON2A	SF0141	S347	8/4/2000		15 - 30	1.01 *U*	1.01 *UJ*	1.1 *J*	101 *UJ*	1.01 *UJ*	1.01 *UJ*	1.01 *UJ*
ONON2A	SF0143	S348	8/5/2000		15 - 30	1.05 *U*	1.05 *U*	1.05 *UJ*	105 *U*	1.05 *U*	1.05 *U*	1.05 *U*
ONON2A	SF0144	S349	8/5/2000		0 - 15	1.05 *U*	1.05 *U*	1.74 *J*	105 *UJ*	1.05 *UJ*	2.75	2.75
ONON2A	SF0145	S349	8/5/2000		15 - 30	*R*	*R*	*R*	*R*	*R*	*R*	*R*
ONON2A	SF0146	S350	8/5/2000		0 - 15	*R*	1.9 *J*	*R*	*R*	*R*	1.38 *J*	1.38 *J*
ONON2A	SF0147	S350	8/5/2000		15 - 30	1.01 *U*	1.01 *U*	4.25 *J*	101 *UJ*	1.01 *UJ*	1.01 *U*	1.01 *U*

Table A-3D. (cont.)

Survey	Sample Number	Survey Station	Date	Duplicates	Depth (cm)	4,4'-DDD (µg/kg)	4,4'-DDE (µg/kg)	4,4'-DDT (µg/kg)	Aldrin (µg/kg)	Endosulfan I (µg/kg)	Endosulfan II (µg/kg)	Endosulfan sulfate (µg/kg)
ONON2A	SF0149	S351	8/5/2000		0 - 15	1.3 *J*	2.17 *J*	*R*	1.1 *U*	1.1 *UJ*	1.1 *UJ*	1.1 *UJ*
ONON2A	SF0150	S351	8/5/2000		15 - 30	1.08 *UJ*	1.08 *UJ*	*R*	1.08 *U*	1.08 *UJ*	1.08 *UJ*	1.08 *UJ*
ONON2A	SF0151	S352	8/10/2000		0 - 15	1.09 *UJ*	*R*	26.7 *J*	1.09 *U*	8.71 *J*	1.09 *UJ*	*R*
ONON2A	SF0152	S352	8/10/2000		15 - 30	1.08 *UJ*	*R*	*R*	1.08 *U*	5.09 *J*	1.08 *UJ*	1.08 *UJ*
ONON2A	SF0153	S334	8/2/2000		0 - 15	*R*	*R*	7.39 *J*	*R*	*R*	*R*	*R*
ONON2A	SF0154	S334	8/2/2000		15 - 30	*R*	*R*	3.51 *J*	*R*	*R*	*R*	*R*
ONON2A	SF0170	S434	8/9/2000		0 - 15	1 *UJ*	1 *UJ*	1 *UJ*	1 *U*	1 *UJ*	1 *UJ*	1 *UJ*
ONON2A	SF0171	S434	8/9/2000		15 - 30	1.08 *UJ*	1.08 *UJ*	1.08 *UJ*	1.08 *U*	1.08 *UJ*	1.08 *UJ*	1.08 *UJ*
ONON2A	SF0172	S435	8/9/2000		0 - 5	1.08 *UJ*	1.08 *UJ*	2.9 *J*	1.08 *U*	1.08 *UJ*	1.08 *UJ*	*R*
ONON2A	SF0173	S351	8/15/2000		0 - 2	*R*	4.84 *J*	7.79 *J*	*R*	5.3 *J*	*R*	*R*
ONON2A	VC0187	S313	7/18/2000		0 - 15	*R*	*R*	88.3 *J*	*R*	1 *UJ*	1 *UJ*	31.4 *J*
ONON2A	VC0188	S313	7/18/2000		15 - 30	*R*	*R*	25.7 *J*	1 *UJ*	1 *UJ*	1 *UJ*	*R*
ONON2A	VC0189	S318	7/14/2000		0 - 15	1 *UJ*	1 *U*	*R*	1 *U*	1 *U*	1 *UJ*	*R*
ONON2A	VC0190	S318	7/14/2000		15 - 30	1 *UJ*	*R*	*R*	1 *U*	1 *U*	1 *UJ*	*R*
ONON2A	VC0196	S307	7/18/2000		0 - 15	1 *UJ*	7.4 *J*	4.2 *J*	5.82 *UJ*	1 *UJ*	1 *UJ*	5.15 *J*
ONON2A	VC0197	S307	7/18/2000		15 - 30	1 *UJ*	1 *UJ*	*R*	1 *UJ*	1 *UJ*	1 *UJ*	*R*
ONON2A	VC0207	S311	7/20/2000		0 - 15	3.91 *J*	*R*	3.08 *J*	*R*	*R*	*R*	*R*
ONON2A	VC0208	S311	7/20/2000		15 - 30	*R*	*R*	7.87 *J*	*R*	*R*	*R*	*R*
ONON2A	SF0132	S343	8/4/2000		0 - 15	*R*	*R*	*R*	*R*	*R*	*R*	*R*

Table A-3D. (cont.)

Survey	Sample Number	Survey Station	Date	Duplicates	Depth (cm)	alpha-BHC (µg/kg)	beta-BHC (µg/kg)	delta-BHC (µg/kg)	gamma-BHC (Lindane) (µg/kg)	Dieldrin (µg/kg)	Endrin aldehyde (µg/kg)	Endrin ketone (µg/kg)	Endrin (µg/kg)
ONON2A	SF0149	S351	8/5/2000		0 - 15	2.17 *J*	2.34 *J*	*R*	1.1 *UJ*	1.1 *U*	1.1 *UJ*	1.1 *UJ*	2.63 *J*
ONON2A	SF0150	S351	8/5/2000		15 - 30	1.49 *J*	1.56 *J*	*R*	1.08 *UJ*	1.08 *U*	1.08 *UJ*	1.08 *UJ*	3.23
ONON2A	SF0151	S352	8/10/2000		0 - 15	*R*	1.09 *UJ*	1.87 *J*	1.09 *UJ*	1.09 *U*	1.09 *UJ*	1.09 *UJ*	3.66 *J*
ONON2A	SF0152	S352	8/10/2000		15 - 30	*R*	1.08 *UJ*	*R*	1.08 *UJ*	*R*	1.08 *UJ*	1.08 *UJ*	1.08 *U*
ONON2A	SF0153	S334	8/2/2000		0 - 15	*R*	*R*	*R*	*R*	*R*	*R*	*R*	*R*
ONON2A	SF0154	S334	8/2/2000		15 - 30	*R*	2.25 *J*	*R*	*R*	3.65 *J*	*R*	*R*	*R*
ONON2A	SF0170	S434	8/9/2000		0 - 15	1 *UJ*	1 *UJ*	*R*	1 *UJ*	1 *U*	1 *UJ*	1 *UJ*	1 *U*
ONON2A	SF0171	S434	8/9/2000		15 - 30	1.08 *UJ*	1.08 *UJ*	*R*	1.08 *UJ*	1.08 *U*	1.08 *UJ*	1.08 *UJ*	1.08 *U*
ONON2A	SF0172	S435	8/9/2000		0 - 5	1.08 *UJ*	1.08 *UJ*	*R*	1.08 *UJ*	1.08 *U*	1.08 *UJ*	1.08 *UJ*	1.08 *U*
ONON2A	SF0173	S351	8/15/2000		0 - 2	*R*	1.07 *UJ*	1.54 *J*	1.07 *UJ*	*R*	1.07 *UJ*	1.07 *UJ*	1.07 *UJ*
ONON2A	VC0187	S313	7/18/2000		0 - 15	13 *J*	*R*	*R*	1 *UJ*	31.3 *J*	1 *UJ*	49 *J*	8.4 *J*
ONON2A	VC0188	S313	7/18/2000		15 - 30	7.55 *J*	*R*	*R*	1 *UJ*	1 *UJ*	1 *UJ*	1 *UJ*	6.14 *J*
ONON2A	VC0189	S318	7/14/2000		0 - 15	1 *UJ*	1 *UJ*	*R*	1 *UJ*	1 *U*	1.77	1.44 *J*	1 *U*
ONON2A	VC0190	S318	7/14/2000		15 - 30	1 *UJ*	1 *UJ*	*R*	1 *UJ*	1 *U*	1 *U*	1 *U*	1 *U*
ONON2A	VC0196	S307	7/18/2000		0 - 15	1 *UJ*	*R*	*R*	1 *UJ*	4.15 *J*	1 *UJ*	1 *UJ*	1 *UJ*
ONON2A	VC0197	S307	7/18/2000		15 - 30	1 *UJ*	*R*	1.19 *J*	1 *UJ*	1 *UJ*	1 *UJ*	1 *UJ*	1 *UJ*
ONON2A	VC0207	S311	7/20/2000		0 - 15	*R*	*R*	*R*	*R*	*R*	*R*	*R*	2.53 *J*
ONON2A	VC0208	S311	7/20/2000		15 - 30	*R*	2.44 *J*	*R*	*R*	3.36 *J*	*R*	*R*	*R*
ONON2A	SF0132	S343	8/4/2000		0 - 15	*R*	*R*	*R*	*R*	*R*	*R*	*R*	*R*

Table A-3D. (cont.)

Survey	Sample Number	Survey Station	Date	Duplicates	Depth (cm)	Heptachlor (µg/kg)	Heptachlor epoxide (µg/kg)	Methoxychlor (µg/kg)	Toxaphene (µg/kg)	alpha (cis) - Chlordane (µg/kg)	gamma (trans)- Chlordane (µg/kg)	Total Chlordane [1] (µg/kg)
ONON2A	SF0149	S351	8/5/2000		0 - 15	1.1 *U*	1.1 *U*	3.41 *J*	110 *UJ*	1.1 *UJ*	4.29 *J*	4.29 *J*
ONON2A	SF0150	S351	8/5/2000		15 - 30	1.08 *U*	1.08 *U*	*R*	108 *UJ*	1.08 *UJ*	7.95	7.95
ONON2A	SF0151	S352	8/10/2000		0 - 15	1.09 *U*	1.09 *U*	*R*	109 *UJ*	14.8 *J*	25.6 *J*	40.4 *J*
ONON2A	SF0152	S352	8/10/2000		15 - 30	1.08 *U*	*R*	1.08 *UJ*	108 *UJ*	7.79 *J*	9.89 *J*	17.68 *J*
ONON2A	SF0153	S334	8/2/2000		0 - 15	*R*	*R*	*R*	*R*	*R*	*R*	*R*
ONON2A	SF0154	S334	8/2/2000		15 - 30	*R*	6.53 *J*	*R*	*R*	*R*	*R*	*R*
ONON2A	SF0170	S434	8/9/2000		0 - 15	1 *U*	1 *U*	1 *UJ*	100 *U*	1 *UJ*	1 *U*	1 *U*
ONON2A	SF0171	S434	8/9/2000		15 - 30	1.08 *U*	1.08 *U*	1.08 *UJ*	108 *U*	1.08 *UJ*	1.08 *U*	1.08 *U*
ONON2A	SF0172	S435	8/9/2000		0 - 5	3.43 *J*	*R*	1.08 *UJ*	108 *U*	1.08 *UJ*	1.08 *U*	1.08 *U*
ONON2A	SF0173	S351	8/15/2000		0 - 2	1.07 *UJ*	6 *J*	1.07 *UJ*	107 *UJ*	3.96 *J*	10.4 *J*	14.36 *J*
ONON2A	VC0187	S313	7/18/2000		0 - 15	1 *UJ*	37.7 *J*	1 *UJ*	100 *UJ*	*R*	*R*	*R*
ONON2A	VC0188	S313	7/18/2000		15 - 30	1 *UJ*	18.5 *J*	1 *UJ*	100 *UJ*	7.89 *J*	14.7 *J*	22.59 *J*
ONON2A	VC0189	S318	7/14/2000		0 - 15	1 *U*	2.44 *J*	1 *U*	100 *U*	1 *U*	1 *U*	1 *U*
ONON2A	VC0190	S318	7/14/2000		15 - 30	1 *U*	1 *U*	1 *U*	100 *U*	1 *U*	4.78	4.78
ONON2A	VC0196	S307	7/18/2000		0 - 15	1 *UJ*	1 *UJ*	1 *UJ*	100 *UJ*	1 *UJ*	1 *UJ*	1 *UJ*
ONON2A	VC0197	S307	7/18/2000		15 - 30	1 *UJ*	1 *UJ*	1 *UJ*	100 *UJ*	1 *UJ*	1 *UJ*	1 *UJ*
ONON2A	VC0207	S311	7/20/2000		0 - 15	1.72 *J*	*R*	*R*	*R*	*R*	*R*	*R*
ONON2A	VC0208	S311	7/20/2000		15 - 30	*R*	2.84 *J*	*R*	*R*	*R*	*R*	*R*
ONON2A	SF0132	S343	8/4/2000		0 - 15	*R*	*R*	*R*	*R*	*R*	*R*	*R*

Notes: [1] Total chlordane is a calculated quantity, not a direct measurement

J - estimated

U - not detected at reported quantitation limit

R - rejected datum

Table A-3E. Southern Basin Nearshore Sediments – PCB Data

Survey	Sample Number	Survey Station	Date	Duplicates	Depth (cm)	Aroclor 1016 (µg/kg)	Aroclor 1221 (µg/kg)	Aroclor 1232 (µg/kg)	Aroclor 1242 (µg/kg)	Aroclor 1248 (µg/kg)	Aroclor 1254 (µg/kg)	Aroclor 1260 (µg/kg)	Aroclor 1268 (µg/kg)	Sum of PCBs (µg/kg)
O-SEDCHM	S00014	S1	5/8/1992		0 - 30	120 *U*	240 *UJ*	120 *U*	120 *U*	1,200 *J*	510	120 *U*		1,710
O-SEDCHM	S00556	S1	8/2/1992	D1	0 - 2	87 *UJ*	180 *UJ*	87 *UJ*	87 *UJ*	140 *J*	87 *UJ*	87 *UJ*		184
O-SEDCHM	S00557	S1	8/2/1992	D2	0 - 2	94 *UJ*	190 *U*	94 *UJ*	94 *UJ*	210	94 *U*	94 *U*		257
O-SEDCHM	S00558	S1	8/2/1992	D3	0 - 2	300 *U*	610 *U*	300 *U*	300 *U*	300 *U*	300 *U*	300 *U*		600 *U*
O-SEDCHM	S00001	S10	5/7/1992		0 - 30	58 *U*	120 *UJ*	58 *U*	58 *U*	160	110	58 *U*		270
O-SEDCHM	S00572	S10	8/4/1992		0 - 2	54 *UJ*	110 *UJ*	54 *UJ*	54 *UJ*	54 *UJ*	54 *UJ*	54 *UJ*		108 *U*
O-SEDCHM	S00162	S11	7/10/1992		0 - 30	83 *UJ*	83 *UJ*	83 *UJ*	83 *UJ*	490 *J*	83 *UJ*	1,100 *J*		1,590
O-SEDCHM	S00567	S11	8/3/1992		0 - 2	49 *U*	49 *UJ*	49 *U*	49 *U*	49 *U*	49 *U*	49 *U*		98 *U*
O-SEDCHM	S00565	S13	8/3/1992		0 - 2	72 *UJ*	72 *UJ*	72 *U*	72 *UJ*	290	72 *UJ*	70 *J*		360
O-SEDCHM	S00542	S14	7/30/1992		0 - 2	82 *UJ*	82 *UJ*	82 *UJ*	82 *UJ*	240	82 *UJ*	82 *UJ*		281
O-SEDCHM	S00062	S16	5/11/1992	D1	0 - 30	70 *UJ*	140 *UJ*	70 *UJ*	70 *UJ*	540	70 *UJ*	270		810
O-SEDCHM	S00065	S16	5/11/1992	D2	0 - 30	67 *UJ*	140 *UJ*	67 *UJ*	720 *J*	67 *UJ*	67 *UJ*	300 *J*		1,020
O-SEDCHM	S00066	S16	5/11/1992	D3	0 - 30	63 *UJ*	130 *U*	63 *UJ*	720 *J*	63 *U*	63 *U*	330 *J*		1,050
O-SEDCHM	S00566	S16	8/3/1992		0 - 2	55 *UJ*	110 *UJ*	55 *UJ*	55 *UJ*	170 *J*	55 *UJ*	55 *UJ*		198
O-SEDCHM	S00562	S17	8/3/1992	D1	0 - 2	64 *UJ*	64 *UJ*	64 *UJ*	64 *UJ*	49 *J*	64 *UJ*	64 *UJ*		81
O-SEDCHM	S00563	S17	8/3/1992	D2	0 - 2	69 *UJ*	69 *UJ*	69 *UJ*	69 *UJ*	43 *J*	69 *UJ*	69 *UJ*		78
O-SEDCHM	S00564	S17	8/3/1992	D3	0 - 2	68 *U*	68 *UJ*	68 *UJ*	68 *UJ*	76	68 *U*	68 *U*		110
O-SEDCHM	S00546	S2	7/30/1992		0 - 2	140 *UJ*	140 *U*	140 *UJ*	140 *UJ*	670	140 *U*	380		1,050
O-SEDCHM	S00017	S20	5/8/1992		0 - 30	67 *U*	140 *U*	67 *U*	67 *U*	67 *U*	67 *U*	67 *U*		134 *U*
O-SEDCHM	S00560	S20	8/2/1992		0 - 2	82 *UJ*	170 *UJ*	82 *UJ*	82 *U*	82 *UJ*	82 *U*	82 *UJ*		164 *U*
O-SEDCHM	S00540	S21	7/30/1992		0 - 2	130 *U*	130 *U*	130 *U*	130 *U*	680	130 *U*	300		980
O-SEDCHM	S00580	S26	8/6/1992		0 - 2	56 *U*	56 *UJ*	56 *U*	56 *U*	56 *U*	56 *U*	56 *U*		112 *U*
O-SEDCHM	S00533	S28	7/28/1992		0 - 2	240 *UJ*	240 *UJ*	240 *UJ*	240 *UJ*	1,100 *J*	240 *UJ*	1,000 *J*		2,100
O-SEDCHM	S00340	S3	10/1/1992		0 - 30	370 *UJ*	370 *UJ*	370 *UJ*	370 *UJ*	4,200 *J*	370 *UJ*	1,800 *J*		6,000
O-SEDCHM	S00613	S3	8/12/1992		0 - 2	340 *UJ*	340 *U*	340 *UJ*	340 *UJ*	750	340 *U*	900		1,650
O-SEDCHM	S00573	S34	8/4/1992		0 - 2	58 *U*	58 *UJ*	58 *U*	58 *U*	58 *U*	58 *U*	58 *U*		116 *U*
O-SEDCHM	S00535	S35	7/28/1992		0 - 2	64 *U*	64 *U*	64 *U*	64 *U*	64 *U*	64 *UJ*	64 *UJ*		128 *U*
O-SEDCHM	S00007	S36	5/8/1992		0 - 30	57 *U*	110 *UJ*	57 *U*	57 *U*	57 *U*	57 *U*	57 *U*		114 *U*
O-SEDCHM	S00532	S36	7/27/1992		0 - 2	290 *UJ*	590 *U*	290 *UJ*	290 *UJ*	290 *U*	290 *U*	290 *U*		580 *U*
O-SEDCHM	S00521	S37	7/24/1992		0 - 2	66 *U*	66 *U*	66 *U*	66 *U*	66 *U*	65 *J*	66 *U*		98
O-SEDCHM	S00051	S46	5/10/1992		0 - 30	60 *U*	120 *U*	60 *U*	60 *U*	60 *U*	60 *U*	60 *U*		120 *U*
O-SEDCHM	S00570	S46	8/4/1992		0 - 2	50 *U*	100 *U*	50 *U*	50 *U*	50 *U*	50 *U*	50 *U*		100 *U*
O-SEDCHM	S00519	S47	7/24/1992		0 - 2	77 *UJ*	77 *UJ*	77 *UJ*	77 *UJ*	77 *UJ*	77 *UJ*	77 *UJ*		154 *U*
O-SEDCHM	S00547	S5	7/30/1992		0 - 2	71 *UJ*	71 *UJ*	71 *UJ*	71 *UJ*	440 *J*	71 *UJ*	240 *J*		680
O-SEDCHM	S00004	S6	5/7/1992		0 - 30	43 *U*	87 *U*	43 *U*	43 *U*	43 *U*	43 *U*	43 *U*		86 *U*
O-SEDCHM	S00582	S6	8/6/1992		0 - 2	46 *U*	93 *U*	46 *U*	46 *U*	46 *U*	46 *U*	46 *U*		92 *U*

Table A-3E. (cont.)

Survey	Sample Number	Survey Station	Date	Duplicates	Depth (cm)	Aroclor 1016 (µg/kg)	Aroclor 1221 (µg/kg)	Aroclor 1232 (µg/kg)	Aroclor 1242 (µg/kg)	Aroclor 1248 (µg/kg)	Aroclor 1254 (µg/kg)	Aroclor 1260 (µg/kg)	Aroclor 1268 (µg/kg)	Sum of PCBs (µg/kg)
O-SEDCHM	S00555	S7	8/2/1992		0 - 2	50 *U*	50 *UJ*	50 *UJ*	50 *UJ*	60	50 *U*	37 *J*		97
ONON2A	VC0196	S307	7/18/2000		0 - 15	150 *U*	150 *U*	150 *U*	150 *U*	150 *U*	124 *J*	150 *U*	150 *U*	199
ONON2A	VC0197	S307	7/18/2000		15 - 30	50 *U*	50 *U*	50 *U*	50 *U*	50 *U*	50 *U*	50 *U*	50 *U*	100 *U*
ONON2A	VC0207	S311	7/20/2000		0 - 15	500 *U*	500 *U*	500 *U*	500 *U*	500 *U*	500 *U*	500 *U*	500 *U*	1,000 *U*
ONON2A	VC0208	S311	7/20/2000		15 - 30	500 *U*	500 *U*	500 *U*	189 *J*	500 *U*	500 *U*	500 *U*	500 *U*	439
ONON2A	VC0187	S313	7/18/2000		0 - 15	1,500 *U*	1,500 *U*	1,500 *U*	2,190 *J*	1,500 *U*	1,500 *U*	1,020 *J*	1,500 *U*	3,210
ONON2A	VC0188	S313	7/18/2000		15 - 30	1,000 *U*	1,000 *U*	1,000 *U*	958 *J*	1,000 *U*	1,000 *U*	335 *J*	1,000 *U*	1,293
ONON2A	SF0072	S314	8/10/2000		0 - 15	1,080 *U*	1,080 *U*	1,080 *U*	9,340 *J*	1,080 *U*	1,010 *J*	686 *J*	1,080 *U*	11,036
ONON2A	SF0073	S314	8/10/2000		15 - 30	545 *U*	545 *U*	545 *U*	2,750 *J*	545 *U*	345 *J*	119 *J*	545 *U*	3,214
ONON2A	SF0076	S316	8/10/2000		0 - 15	54.7 *U*	54.7 *U*	54.7 *U*	54.7 *U*	54.7 *U*	54.7 *U*	54.7 *U*	54.7 *U*	109 *U*
ONON2A	SF0077	S316	8/10/2000		15 - 30	54.1 *U*	54.1 *U*	54.1 *U*	54.1 *U*	54.1 *U*	54.1 *U*	54.1 *U*	54.1 *U*	108 *U*
ONON2A	VC0189	S318	7/14/2000		0 - 15	50 *U*	50 *U*	50 *U*	131 *J*	50 *U*	80 *J*	39.7 *J*	50 *U*	251
ONON2A	VC0190	S318	7/14/2000		15 - 30	50 *U*	50 *U*	50 *U*	285 *J*	50 *U*	126 *J*	46.9 *J*	50 *U*	458
ONON2A	SF0086	S321	8/4/2000		0 - 15	53.4 *U*	53.4 *U*	53.4 *U*	18 *J*	53.4 *U*	14.3 *J*	17.7 *J*	53.4 *U*	50
ONON2A	SF0087	S321	8/4/2000		15 - 30	53.7 *U*	53.7 *U*	53.7 *U*	53.7 *U*	53.7 *U*	53.7 *U*	53.7 *U*	53.7 *U*	107 *U*
ONON2A	SF0088	S322	8/10/2000		0 - 15	52.4 *U*	52.4 *U*	52.4 *U*	915 *J*	52.4 *U*	678 *J*	225 *J*	52.4 *U*	1,818
ONON2A	SF0089	S322	8/10/2000		15 - 30	110 *U*	110 *U*	110 *U*	994 *J*	110 *U*	1,010 *J*	404 *J*	110 *U*	2,408
ONON2A	SF0094	S325	7/14/2000		0 - 2	50.8 *U*	50.8 *U*	50.8 *U*	50.8 *U*	60.5 *J*	51.9 *J*	26.2 *J*	50.8 *U*	139
ONON2A	SF0095	S325	7/14/2000		2 - 15	50 *U*	50 *U*	50 *U*	50 *U*	63.3 *J*	64.4 *J*	26.6 *J*	50 *U*	154
ONON2A	SF0096	S325	7/14/2000		15 - 30	50 *U*	50 *U*	50 *U*	50 *U*	94.6 *J*	75.3 *J*	35 *J*	19.1 *J*	224
ONON2A	SF0101	S328	7/15/2000		0 - 15	50 *U*	50 *U*	50 *U*	50 *U*	40 *J*	50.5 *J*	23.2 *J*	50 *U*	114
ONON2A	SF0102	S328	7/15/2000		15 - 30	50 *U*	50 *U*	50 *U*	50 *U*	50 *U*	50 *U*	50 *U*	50 *U*	100 *U*
ONON2A	SF0103	S329	7/16/2000		0 - 15	50 *U*	50 *U*	50 *U*	50 *U*	50 *U*	50 *U*	50 *U*	50 *U*	100 *U*
ONON2A	SF0104	S329	7/16/2000		15 - 30	50 *U*	50 *U*	50 *U*	50 *U*	50 *U*	50 *U*	50 *U*	50 *U*	100 *U*
ONON2A	SF0105	S330	7/16/2000		0 - 15	50 *U*	50 *U*	50 *U*	50 *U*	50 *U*	11.4 *J*	50 *U*	50 *U*	36
ONON2A	SF0106	S330	7/16/2000		15 - 30	50 *U*	50 *U*	50 *U*	50 *U*	50 *U*	50 *U*	50 *U*	50 *U*	100 *U*
ONON2A	SF0134	S333	8/2/2000		0 - 15	103 *U*	103 *U*	103 *U*	103 *U*	103 *U*	51.7 *J*	103 *U*	103 *U*	103
ONON2A	SF0135	S333	8/2/2000		15 - 30	103 *U*	103 *U*	103 *U*	103 *U*	103 *U*	60.9 *J*	103 *U*	103 *U*	112
ONON2A	SF0153	S334	8/2/2000		0 - 15	101 *U*	101 *U*	101 *U*	58.1 *J*	101 *U*	84.7 *J*	37.3 *J*	101 *U*	180
ONON2A	SF0154	S334	8/2/2000		15 - 30	104 *U*	104 *U*	104 *U*	104 *U*	104 *U*	45.7 *J*	104 *U*	104 *U*	98
ONON2A	SF0115	S335	8/2/2000		0 - 15	103 *U*	103 *U*	103 *U*	82.2 *J*	103 *U*	98.9 *J*	34.2 *J*	103 *U*	215
ONON2A	SF0116	S335	8/2/2000		15 - 30	101 *U*	101 *U*	101 *U*	101 *U*	101 *U*	53.9 *J*	101 *U*	101 *U*	104
ONON2A	SF0117	S336	8/3/2000		0 - 15	51.8 *U*	51.8 *U*	51.8 *U*	19.5 *J*	51.8 *U*	62.9 *J*	23.5 *J*	51.8 *U*	106
ONON2A	SF0118	S336	8/3/2000		15 - 30	55.3 *U*	55.3 *U*	55.3 *U*	233 *J*	55.3 *U*	416 *J*	109 *J*	55.3 *U*	758
ONON2A	SF0124	S339	8/3/2000		0 - 15	52.5 *U*	52.5 *U*	52.5 *U*	314 *J*	52.5 *U*	274 *J*	134 *J*	19.4 *J*	741
ONON2A	SF0125	S339	8/3/2000		15 - 30	54.7 *U*	54.7 *U*	54.7 *U*	244 *J*	54.7 *U*	128 *J*	95.7 *J*	26.6 *J*	494

Table A-3E. (cont.)

Survey	Sample Number	Survey Station	Date	Duplicates	Depth (cm)	Aroclor 1016 (µg/kg)	Aroclor 1221 (µg/kg)	Aroclor 1232 (µg/kg)	Aroclor 1242 (µg/kg)	Aroclor 1248 (µg/kg)	Aroclor 1254 (µg/kg)	Aroclor 1260 (µg/kg)	Aroclor 1268 (µg/kg)	Sum of PCBs (µg/kg)
ONON2A	SF0123	S340	8/15/2000	D1	0 - 2	54.3 *UJ*	54.3 *UJ*	54.3 *UJ*	33 *J*	54.3 *UJ*	33.7 *J*	24.3 *J*	54.3 *UJ*	91
ONON2A	SF0123 R	S340	8/15/2000	D2	0 - 2	52.3 *UJ*	52.3 *UJ*	52.3 *UJ*	16.4 *J*	52.3 *UJ*	52.3 *UJ*	52.3 *UJ*	52.3 *UJ*	43
ONON2A	SF0126	S340	8/3/2000		0 - 15	54.1 *U*	54.1 *U*	54.1 *U*	147 *J*	54.1 *U*	63.3 *J*	20.4 *J*	54.1 *U*	231
ONON2A	SF0127	S340	8/3/2000		15 - 30	53.6 *U*	499 *J*	53.6 *U*	53.6 *U*	53.6 *U*	20.1 *J*	53.6 *U*	53.6 *U*	519
ONON2A	SF0128	S341	8/4/2000		0 - 15	53.5 *U*	287 *J*	53.5 *U*	53.5 *U*	53.5 *U*	21.9 *J*	53.5 *U*	53.5 *U*	309
ONON2A	SF0129	S341	8/4/2000		15 - 30	53.2 *U*	435 *J*	53.2 *U*	53.2 *U*	53.2 *U*	24.1 *J*	53.2 *U*	53.2 *U*	459
ONON2A	SF0132	S343	8/4/2000		0 - 15	52.5 *U*	52.5 *U*	52.5 *U*	152 *J*	52.5 *U*	31.5 *J*	52.5 *U*	52.5 *U*	184
ONON2A	SF0133	S343	8/4/2000		15 - 30	52.5 *U*	52.5 *U*	52.5 *U*	162 *J*	52.5 *U*	52.5 *U*	20.3 *J*	52.5 *U*	182
ONON2A	SF0136	S345	8/4/2000		0 - 15	54.7 *U*	54.7 *U*	54.7 *U*	185 *J*	54.7 *U*	54.7 *U*	19 *J*	54.7 *U*	204
ONON2A	SF0137	S345	8/4/2000		15 - 30	53.1 *U*	53.1 *U*	53.1 *U*	121 *J*	53.1 *U*	53.1 *U*	14.3 *J*	53.1 *U*	135
ONON2A	SF0138	S346	8/4/2000		0 - 15	54.1 *U*	54.1 *U*	54.1 *U*	199 *J*	54.1 *U*	54.1 *U*	17.1 *J*	54.1 *U*	216
ONON2A	SF0139	S346	8/4/2000		15 - 30	54.6 *U*	54.6 *U*	54.6 *U*	257 *J*	54.6 *U*	54.6 *U*	22.3 *J*	54.6 *U*	279
ONON2A	SF0140	S347	8/4/2000		0 - 15	50.6 *U*	50.6 *U*	50.6 *U*	112 *J*	50.6 *U*	20.1 *J*	18.7 *J*	50.6 *U*	151
ONON2A	SF0141	S347	8/4/2000		15 - 30	50.5 *U*	50.5 *U*	50.5 *U*	191 *J*	50.5 *U*	23.3 *J*	14.1 *J*	50.5 *U*	228
ONON2A	SF0142	S348	8/5/2000		0 - 15	50.5 *U*	50.5 *U*	50.5 *U*	134 *J*	50.5 *U*	50.5 *U*	13.6 *J*	50.5 *U*	148
ONON2A	SF0143	S348	8/5/2000		15 - 30	50.3 *U*	50.3 *U*	50.3 *U*	186 *J*	50.3 *U*	50.3 *U*	11.9 *J*	50.3 *U*	198
ONON2A	SF0144	S349	8/5/2000		0 - 15	50.2 *U*	50.2 *U*	50.2 *U*	180 *J*	50.2 *U*	50.2 *U*	239 *J*	50.2 *U*	419
ONON2A	SF0145	S349	8/5/2000		15 - 30	50.6 *U*	50.6 *U*	50.6 *U*	905 *J*	50.6 *U*	670 *J*	558 *J*	50.6 *U*	2,133
ONON2A	SF0146	S350	8/5/2000		0 - 15	51.9 *UJ*	51.9 *UJ*	51.9 *UJ*	247 *J*	51.9 *UJ*	160 *J*	96.9 *J*	51.9 *UJ*	504
ONON2A	SF0147	S350	8/5/2000		15 - 30	50.5 *U*	50.5 *U*	50.5 *U*	279 *J*	50.5 *U*	34.4 *J*	62.4 *J*	50.5 *U*	376
ONON2A	SF0149	S351	8/5/2000		0 - 15	55 *U*	55 *U*	55 *U*	548 *J*	55 *U*	292 *J*	376 *J*	55 *U*	1,216
ONON2A	SF0150	S351	8/5/2000		15 - 30	54.1 *U*	54.1 *U*	54.1 *U*	280 *J*	54.1 *U*	100 *J*	132 *J*	54.1 *U*	512
ONON2A	SF0173	S351	8/15/2000		0 - 2	53.3 *U*	53.3 *U*	53.3 *U*	161 *J*	53.3 *U*	69.1 *J*	57.6 *J*	53.3 *U*	288
ONON2A	SF0151	S352	8/10/2000		0 - 15	54.5 *UJ*	54.5 *UJ*	54.5 *UJ*	466 *J*	54.5 *UJ*	399 *J*	165 *J*	54.5 *UJ*	1,030
ONON2A	SF0152	S352	8/10/2000		15 - 30	54 *UJ*	54 *UJ*	54 *UJ*	448 *J*	54 *UJ*	221 *J*	292 *J*	54 *UJ*	961
ONON2A	SF0113	S353	7/27/2000		0 - 15	152 *U*	152 *U*	152 *U*	378 *J*	152 *U*	360 *J*	208 *J*	152 *U*	946
ONON2A	SF0114	S353	7/27/2000		15 - 30	52.5 *U*	52.5 *U*	52.5 *U*	77.9 *J*	52.5 *U*	80.9 *J*	64 *J*	52.5 *U*	223
ONON2A	SF0024	S366	8/15/2000		0 - 15	54.8 *U*	54.8 *U*	54.8 *U*	54.8 *U*	54.8 *U*	54.8 *U*	54.8 *U*	54.8 *U*	110 *U*
ONON2A	SF0025	S366	8/15/2000		15 - 30	52.2 *U*	52.2 *U*	52.2 *U*	52.2 *U*	52.2 *U*	52.2 *U*	52.2 *U*	52.2 *U*	104 *U*
ONON2A	SF0026	S367	8/15/2000		0 - 2	50.9 *U*	50.9 *U*	50.9 *U*	23.1 *J*	50.9 *U*	13.6 *J*	13.6 *J*	50.9 *U*	50
ONON2A	SF0027	S367	8/15/2000		2 - 15	53.9 *U*	53.9 *U*	53.9 *U*	53.9 *U*	53.9 *U*	53.9 *U*	44.3 *J*	53.9 *U*	71
ONON2A	SF0028	S367	8/15/2000		15 - 30	54.5 *U*	54.5 *U*	54.5 *U*	54.5 *U*	54.5 *U*	54.5 *U*	54.5 *U*	54.5 *U*	109 *U*
ONON2A	BC0009	S402	7/30/2000		0 - 2	206 *U*	206 *U*	206 *U*	269 *J*	206 *U*	206 *U*	206 *U*	206 *U*	372
ONON2A	BC0010	S402	7/30/2000		2 - 10	157 *U*	157 *U*	157 *U*	249 *J*	157 *U*	157 *U*	157 *U*	157 *U*	328
ONON2A	BC0013	S403	7/30/2000		0 - 2	104 *U*	104 *U*	104 *U*	136 *J*	104 *U*	29.1 *J*	104 *J*	104 *U*	269

Table A-3E. (cont.)

Survey	Sample Number	Survey Station	Date	Duplicates	Depth (cm)	Aroclor 1016 (µg/kg)	Aroclor 1221 (µg/kg)	Aroclor 1232 (µg/kg)	Aroclor 1242 (µg/kg)	Aroclor 1248 (µg/kg)	Aroclor 1254 (µg/kg)	Aroclor 1260 (µg/kg)	Aroclor 1268 (µg/kg)	Sum of PCBs (µg/kg)
ONON2A	BC0014	S403	7/30/2000		2 - 14	516 *U*	516 *U*	516 *U*	1,080 *J*	516 *U*	192 *J*	516 *U*	516 *U*	1,272
ONON2A	BC0015	S404	7/31/2000		0 - 2	516 *U*	516 *U*	516 *U*	963 *J*	516 *U*	252 *J*	309 *J*	516 *U*	1,524
ONON2A	BC0016	S404	7/31/2000		2 - 8	1,280 *U*	1,280 *U*	1,280 *U*	1,860 *J*	1,280 *U*	739 *J*	324 *J*	1,280 *U*	2,923
ONON2A	BC0019	S406	7/31/2000		0 - 2	205 *U*	205 *U*	205 *U*	1,040 *J*	205 *U*	88.4 *J*	110 *J*	205 *U*	1,238
ONON2A	BC0020	S406	7/31/2000		2 - 15	514 *U*	514 *U*	514 *U*	2,870 *J*	514 *U*	177 *J*	133 *J*	514 *U*	3,180
ONON2A	SF0170	S434	8/9/2000		0 - 15	50.2 *U*	50.2 *U*	50.2 *U*	21 *J*	50.2 *U*	13.3 *J*	50.2 *U*	50.2 *U*	34
ONON2A	SF0171	S434	8/9/2000		15 - 30	540 *U*	540 *U*	540 *U*	540 *U*	540 *U*	540 *U*	540 *U*	540 *U*	1,080 *U*
ONON2A	SF0172	S435	8/9/2000		0 - 5	53.8 *UJ*	53.8 *UJ*	53.8 *UJ*	67.2 *J*	53.8 *UJ*	49.1 *J*	15.8 *J*	53.8 *UJ*	132

Notes: *J* - estimated
U - not detected at reported quantitation limit
R - rejected datum

Table A-3F. Southern Basin Nearshore Sediments – PCDD/PCDF Data

Survey	Sample Number	Survey Station	Date	Duplicates	Depth (cm)	TEQ - Total [1] (ND=1/2) (ng/kg)	TEQ - Dioxins [1] (ND=1/2) (ng/kg)	TEQ - Furans [1] (ND=1/2) (ng/kg)	2,3,7,8-Tetrachloro-dibenzodioxin (ng/kg)	1,2,3,7,8-Pentachloro-dibenzodioxin (ng/kg)	1,2,3,4,7,8-Hexachloro-dibenzodioxin (ng/kg)	1,2,3,6,7,8-Hexachloro-dibenzodioxin (ng/kg)
ONON2A	VC0207	S311	7/20/2000		0 - 15	39.15	3.77	35.37	0.871 *J*	2.04 *J*	1.08 *J*	3.01 *J*
ONON2A	VC0208	S311	7/20/2000		15 - 30	714.55	12.80	701.75	3.07 *J*	8.13 *J*	1.76 *J*	5.6 *J*
ONON2A	SF0076	S316	8/10/2000		0 - 15	2.61	0.64	1.97	0.204 *J*	0.255 *J*	0.197 *J*	0.64 *J*
ONON2A	SF0077	S316	8/10/2000		15 - 30	0.24	0.12	0.12	0.10 *U*	0.10 *U*	0.10 *U*	0.10 *U*
ONON2A	SF0088	S322	8/10/2000		0 - 15	78.25	60.22	18.03	10.7	19.8	8.32	85.6
ONON2A	SF0089	S322	8/10/2000		15 - 30	84.64	64.88	19.76	11.8	20.6	8.89	97.8
ONON2A	SF0134	S333	8/2/2000		0 - 15	5.52	1.41	4.11	0.223 *J*	0.771 *J*	0.556 *J*	1.42 *J*
ONON2A	SF0135	S333	8/2/2000		15 - 30	1.92	0.33	1.58	0.15 *U*	0.166 *J*	0.10 *U*	0.435 *J*
ONON2A	SF0115	S335	8/2/2000		0 - 15	68.69	9.55	59.14	1.95	5.11	2.22 *J*	8.22
ONON2A	SF0116	S335	8/2/2000		15 - 30	99.63	9.26	90.37	1.92	5.31	2.53	6.48
ONON2A	SF0117	S336	8/3/2000		0 - 15	6.35	2.33	4.01	0.399 *J*	0.863 *J*	1.08 *J*	3.07
ONON2A	SF0118	S336	8/3/2000		15 - 30	91.60	64.41	27.19	9.99	26.4	20.7	93.7
ONON2A	SF0136	S345	8/4/2000		0 - 15	25.11	3.52	21.59	0.687 *J*	2.08	0.76 *J*	4.07
ONON2A	SF0137	S345	8/4/2000		15 - 30	55.56	7.04	48.53	1.53	4.21 *J*	1.19 *J*	5.24
ONON2A	SF0138	S346	8/4/2000		0 - 15	164.54	6.83	157.71	1.1	4.12 *J*	2.84	5.89
ONON2A	SF0139	S346	8/4/2000		15 - 30	254.71	13.27	241.44	1.55 *J*	8.77	3.78	11.6 *J*
ONON2A	SF0140	S347	8/4/2000		0 - 15	109.59	8.94	100.65	1.78 *J*	5.45	2.56	5.31 *J*
ONON2A	SF0141	S347	8/4/2000		15 - 30	102.98	10.04	92.93	2.9	5.51	3.57 *J*	4.44

Table A-3F. (cont.)

Survey	Sample Number	Survey Station	Date	Duplicates	Depth (cm)	1,2,3,7,8,9-Hexachloro-dibenzodioxin (ng/kg)	1,2,3,4,6,7,8-Heptachloro-dibenzodioxin (ng/kg)	Octachloro-dibenzodioxin (ng/kg)	Total tetrachloro-dibenzodioxins (ng/kg)	Total pentachloro-dibenzodioxins (ng/kg)	Total hexachloro-dibenzodioxins (ng/kg)	Total heptachloro-dibenzodioxins (ng/kg)
ONON2A	VC0207	S311	7/20/2000		0 - 15	2.71 *J*	17.4 *J*	75.7 *J*	26.7 *J*	16.6 *J*	20 *J*	31.9 *J*
ONON2A	VC0208	S311	7/20/2000		15 - 30	4.97 *J*	35.4 *J*	166 *J*	33.8 *J*	30.2 *J*	35.7 *J*	66.3 *J*
ONON2A	SF0076	S316	8/10/2000		0 - 15	0.463 *J*	4.44	19.7	5.92	1.16	3.66	7.74
ONON2A	SF0077	S316	8/10/2000		15 - 30	0.10 *U*	0.18 *U*	0.54 *U*	0.355 *J*	0.10 *U*	0.194 *J*	0.10 *U*
ONON2A	SF0088	S322	8/10/2000		0 - 15	51	1,430	9,260	85.2	154	942	3,630
ONON2A	SF0089	S322	8/10/2000		15 - 30	56	1,500	12,100	97.6	156	1,020	3,780
ONON2A	SF0134	S333	8/2/2000		0 - 15	1.06 *J*	10.3	47	22.7	9.97	12.4	19.7
ONON2A	SF0135	S333	8/2/2000		15 - 30	0.317 *J*	2.3 *U*	8.06	6.99	3.87	3.43	4.05
ONON2A	SF0115	S335	8/2/2000		0 - 15	6.82	73.9	261	49.1	29.7	59.1	138
ONON2A	SF0116	S335	8/2/2000		15 - 30	6.16	49.7	133	59.5	43.9	48.7	88.6
ONON2A	SF0117	S336	8/3/2000		0 - 15	2.62 *J*	37.5	198	5.11	4.79	22	70.8
ONON2A	SF0118	S336	8/3/2000		15 - 30	74.4	884	2,980	130	225	737	1,690
ONON2A	SF0136	S345	8/4/2000		0 - 15	0.674 *J*	20	45.9	6.5	3.25	22.2	38.6
ONON2A	SF0137	S345	8/4/2000		15 - 30	4.88	16.2	49.6	4.71	3.31	30.2	26.4
ONON2A	SF0138	S346	8/4/2000		0 - 15	5.55	18.2	38.7 *J*	34.6	25.8	41	32
ONON2A	SF0139	S346	8/4/2000		15 - 30	11.1 *J*	29.7	45	12.7	17.4	25.7	42.4
ONON2A	SF0140	S347	8/4/2000		0 - 15	6.62 *J*	25	136	39.4	13.9	21.6	40.5
ONON2A	SF0141	S347	8/4/2000		15 - 30	5.4	28.3	101	17.7	12.2	20.9	42.9

Table A-3F. (cont.)

Survey	Sample Number	Survey Station	Date	Duplicates	Depth (cm)	2,3,7,8-Tetrachloro-dibenzofuran (ng/kg)	1,2,3,7,8-Pentachloro-dibenzofuran (ng/kg)	2,3,4,7,8-Pentachloro-dibenzofuran (ng/kg)	1,2,3,4,7,8-Hexachloro-dibenzofuran (ng/kg)	1,2,3,6,7,8-Hexachloro-dibenzofuran (ng/kg)	1,2,3,7,8,9-Hexachloro-dibenzofuran (ng/kg)	2,3,4,6,7,8-Hexachloro-dibenzofuran (ng/kg)
ONON2A	VC0207	S311	7/20/2000		0 - 15	51.4 *J*	13.6 *J*	54.1 *J*	16.1 *J*	4.03 *J*	0.6 *J*	2.03 *J*
ONON2A	VC0208	S311	7/20/2000		15 - 30	1,050 *J*	130 *J*	1,150 *J*	107 *J*	20.5 *J*	3.68 *J*	9.49 *J*
ONON2A	SF0076	S316	8/10/2000		0 - 15	2.33	1.23	2.51	2.12	0.972 *J*	0.14 *U*	0.463 *J*
ONON2A	SF0077	S316	8/10/2000		15 - 30	0.108 *J*	0.136 *J*	0.133 *J*	0.17 *U*	0.109 *J*	0.10 *U*	0.10 *U*
ONON2A	SF0088	S322	8/10/2000		0 - 15	26.1	10.5	16.5	22.4	9.99	1.1 *U*	7.68
ONON2A	SF0089	S322	8/10/2000		15 - 30	27	9.5	17.9	26.2	11	1.1 *U*	8.17
ONON2A	SF0134	S333	8/2/2000		0 - 15	6.98	2.11	5.08	4.18	1.62 *J*	0.331 *J*	0.972 *J*
ONON2A	SF0135	S333	8/2/2000		15 - 30	3.11	1.23	1.73	1.86 *J*	0.739 *J*	0.101 *J*	0.553 *J*
ONON2A	SF0115	S335	8/2/2000		0 - 15	97.5	30.7	80.6	49.9	11.1	2.6	5.36
ONON2A	SF0116	S335	8/2/2000		15 - 30	139	43.5	128	67.6	16.1	3.9	6.72
ONON2A	SF0117	S336	8/3/2000		0 - 15	10	3.24	3.72	4.8	1.46 *J*	0.326 *J*	1.41 *J*
ONON2A	SF0118	S336	8/3/2000		15 - 30	57.3	20.4	19.9	32.6	11.6	1.51 *J*	11.5
ONON2A	SF0136	S345	8/4/2000		0 - 15	35.5	10.4	29.6	17.8	4.05	0.991 *J*	2.26
ONON2A	SF0137	S345	8/4/2000		15 - 30	86.6	32	57.8	72.5	10.4	1.69 *J*	3.3
ONON2A	SF0138	S346	8/4/2000		0 - 15	268	67.7	231	78.6	18.5	7.44	7.91
ONON2A	SF0139	S346	8/4/2000		15 - 30	270	72.6	368	193	32.1	8.36	17.3
ONON2A	SF0140	S347	8/4/2000		0 - 15	196	36.2	141	65.5	9.01	2.28 *J*	3.78 *J*
ONON2A	SF0141	S347	8/4/2000		15 - 30	232	37.7	109	99.1	13.1	3.48 *J*	5.15

Table A-3F. (cont.)

Survey	Sample Number	Survey Station	Date	Duplicates	Depth (cm)	1,2,3,4,6,7,8-Heptachloro-dibenzofuran (ng/kg)	1,2,3,4,7,8,9-Heptachloro-dibenzofuran (ng/kg)	Octachloro-dibenzofuran (ng/kg)	Total tetrachloro-dibenzofurans (ng/kg)	Total pentachloro-dibenzofurans (ng/kg)	Total hexachloro-dibenzofurans (ng/kg)	Total heptachloro-dibenzofurans (ng/kg)
ONON2A	VC0207	S311	7/20/2000		0 - 15	18.4 *J*	4.08 *J*	36.6 *J*	659 *J*	211 *J*	46.5 *J*	22.6 *J*
ONON2A	VC0208	S311	7/20/2000		15 - 30	84.5 *J*	31 *J*	268 *J*	9,990 *J*	3,140 *J*	299 *J*	173 *J*
ONON2A	SF0076	S316	8/10/2000		0 - 15	4.79	1.23 *J*	6.61	20.2	13.3	7.69	9.3
ONON2A	SF0077	S316	8/10/2000		15 - 30	0.528 *J*	0.10 *U*	0.29 *U*	0.805	0.752	0.648 *J*	0.10 *U*
ONON2A	SF0088	S322	8/10/2000		0 - 15	240	12.7	604	319	277	369	820
ONON2A	SF0089	S322	8/10/2000		15 - 30	284	13.5	699	338	328	428	951
ONON2A	SF0134	S333	8/2/2000		0 - 15	7.8 *U*	1.68 *J*	21.6	97.5	32.6	17.2	15.8
ONON2A	SF0135	S333	8/2/2000		15 - 30	3.0 *U*	0.59 *J*	4.95	57.5	13.2	5.4	4.7
ONON2A	SF0115	S335	8/2/2000		0 - 15	47.5	16.8	179	58.9	349	155	110
ONON2A	SF0116	S335	8/2/2000		15 - 30	57.2	26.4	262	892	520	206	126
ONON2A	SF0117	S336	8/3/2000		0 - 15	17	1.71 *J*	25.3	54	21.2	29.6	43.4
ONON2A	SF0118	S336	8/3/2000		15 - 30	453	18.6	549	336	226	619	1,350
ONON2A	SF0136	S345	8/4/2000		0 - 15	14.3	6.13	46.4	403	143	48.1	32.9
ONON2A	SF0137	S345	8/4/2000		15 - 30	33.3	23.1	140	655	271	115	79.4
ONON2A	SF0138	S346	8/4/2000		0 - 15	47.1	28.8	214	1,400	758	209	108
ONON2A	SF0139	S346	8/4/2000		15 - 30	99.8	68.1	526	1,770	1,250	454	260
ONON2A	SF0140	S347	8/4/2000		0 - 15	37.1	27.9	325	1,330	459	126	97.6
ONON2A	SF0141	S347	8/4/2000		15 - 30	66.2	52.9	729	1,010	400	210	181

Notes: [1] Calculated using WHO TEFs
J - estimated
U - not detected at reported quantitation limit

Table A-4A. Northern Basin Wetland SYW-6 Sediment Sample Data (All Parameters)

	Survey:	ONON2A	ONON2A	ONON2A	ONON2A	ONON2A	ONON2A
	Sample Number:	WS0001	WS0002	WS0003	WS0004	WS0005	WS0006
	Station ID:	S375	S375	S376	S376	S377	S377
	Duplicates:						
	Date:	8/12/2000	8/12/2000	8/12/2000	8/12/2000	8/12/2000	8/12/2000
	Depth (cm):	0 - 15	15 - 30	0 - 15	15 - 30	0 - 15	15 - 30
Chemical	**Units**						
Inorganics							
Aluminum	mg/kg	7,840	9,450	6,540	4,330	3,950	2,460
Antimony	mg/kg	0.86 *U*	0.74	0.54 *U*	0.41 *U*	0.58	0.35 *U*
Arsenic	mg/kg	3.5	2.3	4.0	2.2	2.7	1.3
Barium	mg/kg	122	115	176	125	114	110
Beryllium	mg/kg	0.63	0.6	0.44	0.31	0.33	0.21
Cadmium	mg/kg	14.3	2.9	1.9	1.8	2.9	0.31
Calcium	mg/kg	99,000	96,800	198,000	189,000	264,000	315,000
Chromium	mg/kg	154	33.4	41.1	27.4	47.9	6.2
Cobalt	mg/kg	3.9	3	5.6	2.3	2.0	1.1
Copper	mg/kg	120	58.3	66.8	51.8	38.3	8.0
Cyanide	mg/kg	2.3 *U*	1.6 *U*	5.4	1.1 *U*	1.3 *U*	0.91 *U*
Iron	mg/kg	11,100	9,370	14,300	6,880	6,420	3,250
Lead	mg/kg	175	162	81.3	41.1	48.6	12
Magnesium	mg/kg	6,780	3,790	14,200	4,320	4,250	2,840
Manganese	mg/kg	230	152	218	120	234	263
Mercury	mg/kg	3.9 *J*	1 *J*	0.45 *J*	0.4 *J*	0.88 *J*	0.07 *J*
Nickel	mg/kg	64.3	42.6	29.8	22.8	26.2	7
Potassium	mg/kg	1,740	1,640	1,290	702	793	349
Selenium	mg/kg	2.5	1.8	1.0 *U*	0.8 *U*	0.93 *U*	0.67 *U*
Silver	mg/kg	1.4	0.26	0.23	0.20	0.30	0.14 *U*
Sodium	mg/kg	3,120 *J*	2,420 *J*	1,640 *J*	1,580 *J*	1,470 *J*	1,110 *J*
Thallium	mg/kg	2.2 *U*	1.6 *U*	1.4 *U*	1.1 *U*	1.2 *U*	1.3
Vanadium	mg/kg	22.3	19.6	17.2	9.9	10.1	4.5
Zinc	mg/kg	353 *J*	175 *J*	510 *J*	198 *J*	128 *J*	52.2 *J*
Semivolatile Organic Compounds							
1,2,4-Trichlorobenzene	µg/kg	130 *U*	110 *U*	74 *U*	87 *U*	87 *U*	62 *U*
1,2-Dichlorobenzene	µg/kg	130 *U*	110 *U*	74 *U*	87 *U*	87 *U*	62 *U*
1,3-Dichlorobenzene	µg/kg	130 *U*	110 *U*	74 *U*	87 *U*	87 *U*	62 *U*
1,4-Dichlorobenzene	µg/kg	130 *U*	110 *U*	74 *U*	87 *U*	87 *U*	62 *U*
2,2'-Oxybis(1-chloropropane)	µg/kg	130 *U*	110 *U*	74 *U*	87 *U*	87 *U*	62 *U*

Table A-4A. (cont.)

	Survey:	ONON2A	ONON2A	ONON2A	ONON2A	ONON2A	ONON2A
	Sample Number:	WS0001	WS0002	WS0003	WS0004	WS0005	WS0006
	Station ID:	S375	S375	S376	S376	S377	S377
	Duplicates:						
	Date:	8/12/2000	8/12/2000	8/12/2000	8/12/2000	8/12/2000	8/12/2000
	Depth (cm):	0 - 15	15 - 30	0 - 15	15 - 30	0 - 15	15 - 30
Chemical	**Units**						
2,4,5-Trichlorophenol	µg/kg	670 *U*	550 *U*	380 *U*	450 *U*	450 *U*	320 *U*
2,4,6-Trichlorophenol	µg/kg	670 *U*	550 *U*	380 *U*	450 *U*	450 *U*	320 *U*
2,4-Dichlorophenol	µg/kg	670 *U*	550 *U*	380 *U*	450 *U*	450 *U*	320 *U*
2,4-Dimethylphenol	µg/kg	670 *U*	550 *U*	380 *U*	450 *U*	450 *U*	320 *U*
2,4-Dinitrophenol	µg/kg	3,400 *UJ*	2,700 *UJ*	1,900 *UJ*	2,200 *UJ*	2,200 *UJ*	1,600 *UJ*
2,4-Dinitrotoluene	µg/kg	670 *U*	550 *U*	380 *U*	450 *U*	450 *U*	320 *U*
2,6-Dinitrotoluene	µg/kg	670 *U*	550 *U*	380 *U*	450 *U*	450 *U*	320 *U*
2-Chloronaphthalene	µg/kg	130 *U*	110 *U*	74 *U*	87 *U*	87 *U*	62 *U*
2-Chlorophenol	µg/kg	130 *U*	110 *U*	74 *U*	87 *U*	87 *U*	62 *U*
2-Methyl-4,6-dinitrophenol	µg/kg	3,400 *U*	2,700 *U*	1,900 *U*	2,200 *U*	2,200 *U*	1,600 *U*
2-Methylnaphthalene	µg/kg	130 *U*	110 *U*	74 *U*	87 *U*	87 *U*	62 *U*
2-Methylphenol	µg/kg	130 *U*	110 *U*	74 *U*	87 *U*	87 *U*	62 *U*
4-Methylphenol	µg/kg	130 *U*	110 *U*	74 *U*	87 *U*	87 *U*	62 *U*
2-Nitroaniline	µg/kg	260 *U*	220 *U*	150 *U*	180 *U*	180 *U*	130 *U*
3-Nitroaniline	µg/kg	3,400 *U*	2,700 *U*	1,900 *U*	2,200 *U*	2,200 *U*	1,600 *U*
4-Nitroaniline	µg/kg	3,400 *U*	2,700 *U*	1,900 *U*	2,200 *U*	2,200 *U*	1,600 *U*
2-Nitrophenol	µg/kg	670 *U*	550 *U*	380 *U*	450 *U*	450 *U*	320 *U*
4-Nitrophenol	µg/kg	3,400 *U*	2,700 *U*	1,900 *U*	2,200 *U*	2,200 *U*	1,600 *U*
3,3-Dichlorobenzidine	µg/kg	130 *UJ*	110 *UJ*	74 *UJ*	87 *UJ*	87 *UJ*	62 *UJ*
4-Bromophenyl-phenyl ether	µg/kg	130 *U*	110 *U*	74 *U*	87 *U*	87 *U*	62 *U*
4-Chloro-3-methylphenol	µg/kg	670 *U*	550 *U*	380 *U*	450 *U*	450 *U*	320 *U*
4-Chloroaniline	µg/kg	130 *UJ*	110 *UJ*	74 *UJ*	87 *UJ*	87 *UJ*	62 *UJ*
4-Chlorophenyl-phenyl ether	µg/kg	130 *U*	110 *U*	74 *U*	87 *U*	87 *U*	62 *U*
Acenaphthene	µg/kg	130 *U*	110 *U*	74 *U*	87 *U*	87 *U*	62 *U*
Acenaphthylene	µg/kg	130 *U*	110 *U*	74 *U*	87 *U*	87 *U*	62 *U*
Anthracene	µg/kg	130 *U*	110 *U*	74 *U*	87 *U*	87 *U*	62 *U*
Benz(a)anthracene	µg/kg	220	180	130	89	130	62 *U*
Benzo(a)pyrene	µg/kg	250	180	160	91	140	62 *U*
Benzo(b)fluoranthene	µg/kg	190	150	180	87 *U*	110	62 *U*
Benzo(g,h,i)perylene	µg/kg	210	130	170	87 *U*	110	62 *U*
Benzo(k)fluoranthene	µg/kg	170	170	150	87 *U*	120	62 *U*
Benzyl alcohol	µg/kg	670 *U*	550 *U*	380 *U*	450 *U*	450 *U*	320 *U*

Table A-4A. (cont.)

	Survey:	ONON2A	ONON2A	ONON2A	ONON2A	ONON2A	ONON2A
	Sample Number:	WS0001	WS0002	WS0003	WS0004	WS0005	WS0006
	Station ID:	S375	S375	S376	S376	S377	S377
	Duplicates:						
	Date:	8/12/2000	8/12/2000	8/12/2000	8/12/2000	8/12/2000	8/12/2000
	Depth (cm):	0 - 15	15 - 30	0 - 15	15 - 30	0 - 15	15 - 30
Chemical	**Units**						
Bis(2-chloroethoxy)methane	µg/kg	130 *U*	110 *U*	74 *U*	87 *U*	87 *U*	62 *U*
Bis(2-chloroethyl)ether	µg/kg	130 *U*	110 *U*	74 *U*	87 *U*	87 *U*	62 *U*
Bis(2-ethylhexyl)phthalate	µg/kg	180 *U*	160 *U*	220 *U*	120 *U*	87 *U*	62 *U*
Butylbenzylphthalate	µg/kg	130 *U*	110 *U*	74 *U*	87 *U*	87 *U*	62 *U*
Carbazole	µg/kg	130 *U*	110 *U*	74 *U*	87 *U*	87 *U*	62 *U*
Chrysene	µg/kg	280	220	180	110	150	62 *U*
Dibenz(a,h)anthracene	µg/kg	130 *U*	110 *U*	74 *U*	87 *U*	87 *U*	62 *U*
Dibenzofuran	µg/kg	130 *U*	110 *U*	74 *U*	87 *U*	87 *U*	62 *U*
Diethylphthalate	µg/kg	130 *U*	110 *U*	74 *U*	87 *U*	87 *U*	62 *U*
Dimethylphthalate	µg/kg	130 *U*	110 *U*	74 *U*	87 *U*	87 *U*	62 *U*
Di-n-butylphthalate	µg/kg	130 *U*	110 *U*	74 *U*	87 *U*	87 *U*	62 *U*
Di-n-octylphthalate	µg/kg	130 *U*	110 *U*	74 *U*	87 *U*	87 *U*	62 *U*
Fluoranthene	µg/kg	420	330	240	140	250	62 *U*
Fluorene	µg/kg	130 *U*	110 *U*	74 *U*	87 *U*	87 *U*	62 *U*
Hexachlorobenzene (GC/ECD)	µg/kg	*R*	1.08 *U*	*R*	*R*	1.07 *U*	1.07 *U*
Hexachlorobenzene (GC/MS)	µg/kg	130 *U*	110 *U*	74 *U*	87 *U*	87 *U*	62 *U*
Final HCB Value	µg/kg	130 *U*	1.08 *U*	74 *U*	87 *U*	1.07 *U*	1.07 *U*
Hexachlorobutadiene	µg/kg	130 *U*	110 *U*	74 *U*	87 *U*	87 *U*	62 *U*
Hexachlorocyclopentadiene	µg/kg	670 *UJ*	550 *UJ*	380 *UJ*	450 *UJ*	450 *UJ*	320 *U*
Hexachloroethane	µg/kg	130 *U*	110 *U*	74 *U*	87 *U*	87 *U*	62 *U*
Indeno(1,2,3-cd)pyrene	µg/kg	170	120	120	87 *U*	90	62 *U*
Isophorone	µg/kg	130 *U*	110 *U*	74 *U*	87 *U*	87 *U*	62 *U*
Naphthalene	µg/kg	130 *U*	110 *U*	74 *U*	87 *U*	87 *U*	62 *U*
Nitrobenzene	µg/kg	130 *U*	110 *U*	74 *U*	87 *U*	87 *U*	62 *U*
N-Nitrosodimethylamine	µg/kg	670 *U*	550 *U*	380 *U*	450 *U*	450 *U*	320 *U*
N-nitroso-di-n-propylamine	µg/kg	130 *U*	110 *U*	74 *U*	87 *U*	87 *U*	62 *U*
N-Nitrosodiphenylamine	µg/kg	130 *U*	110 *U*	74 *U*	87 *U*	87 *U*	62 *U*
Pentachlorophenol	µg/kg	3,400 *U*	2,700 *U*	1,900 *U*	2,200 *U*	2,200 *U*	1,600 *U*
Phenanthrene	µg/kg	210	230	110	87 *U*	180	62 *U*
Phenol	µg/kg	130 *U*	110 *U*	74 *U*	87 *U*	87 *U*	62 *U*
Pyrene	µg/kg	450	390	260	190	250	62 *U*

Table A-4A. (cont.)

	Survey:	ONON2A	ONON2A	ONON2A	ONON2A	ONON2A	ONON2A
	Sample Number:	WS0001	WS0002	WS0003	WS0004	WS0005	WS0006
	Station ID:	S375	S375	S376	S376	S377	S377
	Duplicates:						
	Date:	8/12/2000	8/12/2000	8/12/2000	8/12/2000	8/12/2000	8/12/2000
	Depth (cm):	0 - 15	15 - 30	0 - 15	15 - 30	0 - 15	15 - 30
Chemical	**Units**						
Pesticides							
4,4'-DDD	µg/kg	1.08 *UJ*	1.08 *UJ*	*R*	1.06 *UJ*	1.07 *UJ*	1.07 *UJ*
4,4'-DDE	µg/kg	1.08 *UJ*	1.08 *UJ*	1.08 *UJ*	1.06 *UJ*	1.07 *UJ*	1.07 *UJ*
4,4'-DDT	µg/kg	1.72 *J*	1.45 *J*	2.32 *J*	2.24 *J*	1.45 *J*	1.07 *UJ*
Aldrin	µg/kg	1.08 *U*	1.08 *U*	1.08 *UJ*	1.06 *U*	1.07 *U*	1.07 *U*
alpha-BHC	µg/kg	1.08 *UJ*	1.08 *UJ*	1.08 *UJ*	1.06 *UJ*	1.07 *UJ*	1.07 *UJ*
beta-BHC	µg/kg	1.08 *UJ*	1.08 *UJ*	*R*	1.06 *UJ*	1.07 *UJ*	1.07 *UJ*
delta-BHC	µg/kg	*R*	*R*	*R*	*R*	*R*	*R*
gamma-BHC (Lindane)	µg/kg	1.08 *UJ*	1.08 *UJ*	*R*	1.06 *UJ*	1.07 *UJ*	1.07 *UJ*
Dieldrin	µg/kg	1.08 *UJ*	1.08 *UJ*	1.08 *UJ*	1.06 *UJ*	1.07 *UJ*	1.07 *UJ*
Endosulfan I	µg/kg	1.08 *UJ*	1.08 *UJ*	1.08 *UJ*	1.06 *UJ*	1.07 *UJ*	1.07 *UJ*
Endosulfan II	µg/kg	1.08 *UJ*	1.08 *UJ*	*R*	1.06 *UJ*	1.07 *UJ*	1.07 *UJ*
Endosulfan sulfate	µg/kg	*R*	*R*	*R*	*R*	*R*	*R*
Endrin aldehyde	µg/kg	1.08 *UJ*	1.08 *UJ*	1.08 *UJ*	1.06 *UJ*	1.07 *UJ*	1.07 *UJ*
Endrin ketone	µg/kg	1.08 *UJ*	1.08 *UJ*	1.08 *UJ*	1.06 *UJ*	1.07 *UJ*	1.07 *UJ*
Endrin	µg/kg	1.08 *UJ*	1.08 *UJ*	1.08 *UJ*	1.06 *UJ*	1.07 *UJ*	1.07 *UJ*
Heptachlor epoxide	µg/kg	1.08 *UJ*	1.08 *UJ*	1.08 *UJ*	1.06 *UJ*	1.07 *UJ*	1.07 *UJ*
Heptachlor	µg/kg	1.08 *U*	1.08 *U*	1.08 *UJ*	1.06 *U*	1.07 *U*	1.07 *U*
Methoxychlor	µg/kg	1.08 *UJ*	1.08 *UJ*	1.08 *UJ*	1.06 *UJ*	1.07 *UJ*	1.07 *UJ*
Toxaphene	µg/kg	108 *UJ*	108 *UJ*	108 *UJ*	106 *UJ*	107 *UJ*	107 *UJ*
alpha (cis)-Chlordane	µg/kg	1.08 *UJ*	1.08 *UJ*	1.08 *UJ*	1.06 *UJ*	1.07 *UJ*	1.07 *UJ*
gamma (trans)-Chlordane	µg/kg	1.08 *UJ*	1.08 *UJ*	1.08 *UJ*	1.06 *UJ*	1.07 *UJ*	1.07 *UJ*
Total chlordane[1]	µg/kg	1.08 *UJ*	1.08 *UJ*	1.08 *UJ*	1.06 *UJ*	1.07 *UJ*	1.07 *UJ*
PCBs							
Aroclor 1016	µg/kg	53.8 *U*	54.2 *U*	54 *U*	53.1 *U*	53.5 *U*	53.5 *U*
Aroclor 1221	µg/kg	53.8 *U*	54.2 *U*	54 *U*	53.1 *U*	53.5 *U*	53.5 *U*
Aroclor 1232	µg/kg	53.8 *U*	54.2 *U*	54 *U*	53.1 *U*	53.5 *U*	53.5 *U*
Aroclor 1242	µg/kg	53.8 *U*	54.2 *U*	54 *U*	53.1 *U*	53.5 *U*	53.5 *U*
Aroclor 1248	µg/kg	53.8 *U*	54.2 *U*	54 *U*	53.1 *U*	53.5 *U*	53.5 *U*
Aroclor 1254	µg/kg	35.5 *J*	54.2 *U*	28 *J*	37.7 *J*	16.5 *J*	53.5 *U*
Aroclor 1260	µg/kg	25.5 *J*	54.2 *U*	54 *U*	22.8 *J*	11.7 *J*	53.5 *U*

Table A-4A. (cont.)

	Survey:	ONON2A	ONON2A	ONON2A	ONON2A	ONON2A	ONON2A
	Sample Number:	WS0001	WS0002	WS0003	WS0004	WS0005	WS0006
	Station ID:	S375	S375	S376	S376	S377	S377
	Duplicates:						
	Date:	8/12/2000	8/12/2000	8/12/2000	8/12/2000	8/12/2000	8/12/2000
	Depth (cm):	0 - 15	15 - 30	0 - 15	15 - 30	0 - 15	15 - 30
Chemical	**Units**						
Aroclor 1268	µg/kg	53.8 *U*	54.2 *U*	54 *U*	53.1 *U*	53.5 *U*	53.5 *U*
Sum of PCBs	µg/kg	61	108.4 *U*	55	60.5	28.2	107 *U*
PCDD/PCDFs							
2,3,7,8-Tetrachlorodibenzodioxin	ng/kg	2.26	0.221 *J*	0.806 *J*	0.659 *J*	0.625 *J*	0.1 *U*
1,2,3,7,8-Pentachlorodibenzodioxin	ng/kg	4.75	0.553 *J*	1.89 *J*	1.47 *J*	1.37	0.1 *U*
1,2,3,4,7,8-Hexachlorodibenzodioxin	ng/kg	3.66 *J*	0.545 *J*	1.78 *J*	1.27 *J*	1.13 *J*	0.1 *U*
1,2,3,6,7,8-Hexachlorodibenzodioxin	ng/kg	13	1.11 *J*	5.68	4.1	4.15	0.12 *J*
1,2,3,7,8,9-Hexachlorodibenzodioxin	ng/kg	10.3	1.14 *J*	4.88	3.37 *J*	3.52	0.142 *J*
1,2,3,4,6,7,8-Heptachlorodibenzodioxin	ng/kg	159	10.8	84.5	56.9	54.1	1.24 *J*
Octachlorodibenzodioxin	ng/kg	984	43.1	510	285	331	5.28 *J*
Total tetrachlorodibenzodioxins	ng/kg	38.4	8.36	18	10.8	12.4	0.73 *J*
Total pentachlorodibenzodioxins	ng/kg	24.1	6.16	9.28	8.91	10.4	0.485 *J*
Total hexachlorodibenzodioxins	ng/kg	125	13.1	47.4	34.3	38.2	1.17 *J*
Total heptachlorodibenzodioxins	ng/kg	303	20.5	161	107	103	2.15 *J*
2,3,7,8-Tetrachlorodibenzofuran	ng/kg	13.8	3.42	3.75	3.71	4.97	0.242 *J*
1,2,3,7,8-Pentachlorodibenzofuran	ng/kg	5.17 *J*	1.49	1.49	1.04 *J*	1.8	0.156 *J*
2,3,4,7,8-Pentachlorodibenzofuran	ng/kg	8.41	1.98	2.54	1.53	2.59	0.15 *J*
1,2,3,4,7,8-Hexachlorodibenzofuran	ng/kg	7.65	1.8 *J*	2.67	1.92 *J*	2.66	0.232 *J*
1,2,3,6,7,8-Hexachlorodibenzofuran	ng/kg	4.73 *J*	1.41 *J*	1.72 *J*	1.28 *J*	1.6 *J*	0.135 *J*
1,2,3,7,8,9-Hexachlorodibenzofuran	ng/kg	1.5 *U*	0.2 *U*	0.43 *U*	0.32 *U*	0.46 *U*	0.1 *U*
2,3,4,6,7,8-Hexachlorodibenzofuran	ng/kg	5.83	1.68 *J*	2.33 *J*	1.62 *J*	1.86 *J*	0.12 *J*
1,2,3,4,6,7,8-Heptachlorodibenzofuran	ng/kg	64.3	10.7	21.2	15.3	19.3	0.914 *J*
1,2,3,4,7,8,9-Heptachlorodibenzofuran	ng/kg	3.02 *J*	0.395 *J*	1.55 *J*	0.929 *J*	1.12 *J*	0.11 *J*
Octachlorodibenzofuran	ng/kg	96.5	7.69	37	21.6	24.7	0.905 *J*
Total tetrachlorodibenzofurans	ng/kg	186	44.3	48.8	41.2	54.9	2.5
Total pentachlorodibenzofurans	ng/kg	121	26	23.4	20	35.5	1.23
Total hexachlorodibenzofurans	ng/kg	89.5	19	33	22.6	26.4	1.25 *J*
Total heptachlorodibenzofurans	ng/kg	126	16	46.4	29.3	38	0.83 *J*
TEQ - Dioxins (ND=1/2)	ng/kg	11.39	1.17	4.83	3.60	3.45	0.14
TEQ - Furans (ND=1/2)	ng/kg	8.42	2.02	2.64	1.85	2.72	0.17
TEQ - Total [2] (ND=1/2)	ng/kg	19.82	3.18	7.47	5.45	6.17	0.32

Table A-4A. (cont.)

	Survey:	ONON2A		ONON2A		NYSDEC-2002[3]		NYSDEC-2002[1]		NYSDEC-2002[3]		NYSDEC-2002[3]	
	Sample Number:	WS0007		WS0008		SYW6-10015		SYW6-11530		SYW6-20015		SYW6-21530	
	Station ID:	S378		S378		W6__1		W6__1		W6__2		W6__2	
	Duplicates:												
	Date:	8/12/2000		8/12/2000		05/09/02		05/09/02		05/09/02		05/09/02	
	Depth (cm):	0 - 15		15 - 30		0-15		15-30		0-15		15-30	
Chemical	**Units**												
Inorganics													
Aluminum	mg/kg	4,250		5,410		1,780		3,720		7,700	*J*	13,700	*J*
Antimony	mg/kg	0.68	*U*	0.55	*U*	0.8	*J*	0.26	*J*	0.19	*UJ*	0.54	*J*
Arsenic	mg/kg	1.8		3.2		0.86		2.3		5.9	*J*	7.7	*J*
Barium	mg/kg	129		131		107		129		133	*J*	224	*J*
Beryllium	mg/kg	0.32		0.37		0.11		0.22		0.49	*J*	0.88	*J*
Cadmium	mg/kg	0.66		1.1		2		1.8		2.5	*J*	4.6	*J*
Calcium	mg/kg	331,000		298,000		275,000		288,000		38,500	*J*	37,600	*J*
Chromium	mg/kg	15.9		21.4		30.9		24		34	*J*	86	*J*
Cobalt	mg/kg	3.0		2.9		1.8	*J*	2.2	*J*	6.7	*J*	7.1	*J*
Copper	mg/kg	19.3		23.6		18.4		21.8		45.1	*J*	122	*J*
Cyanide	mg/kg	1.8	*U*	1.5	*U*								
Iron	mg/kg	9,430		9,860		3,420	*J*	5,270	*J*	24,000	*J*	32,400	*J*
Lead	mg/kg	18.3		26.2		58.2	*J*	89.9	*J*	75	*J*	164	*J*
Magnesium	mg/kg	4,750		4,600		2,950	*J*	3,290	*J*	13,000	*J*	9,580	*J*
Manganese	mg/kg	242		230		280	*J*	301	*J*	406	*J*	434	*J*
Mercury	mg/kg	0.23	*J*	0.083	*UJ*	1		1.5		0.39	*J*	0.63	*J*
Nickel	mg/kg	15.9		17.8		15.4		20.7		37.9	*J*	75	*J*
Potassium	mg/kg	687		914		372	*J*	220	*J*	734	*J*	800	*J*
Selenium	mg/kg	1.3	*U*	1.1	*U*	0.22	*U*	0.24	*U*	1	*J*	0.68	*J*
Silver	mg/kg	0.27	*U*	0.22	*U*	0.3		0.27		0.67	*J*	0.88	*J*
Sodium	mg/kg	2,260	*J*	1,950	*J*	964	*J*	532	*J*	1,120	*J*	1,240	*J*
Thallium	mg/kg	1.7	*U*	1.4	*U*	0.22	*U*	0.24	*U*	1.4	*J*	1.9	*J*
Vanadium	mg/kg	7.5		10.2		5.1		8.5		19.9	*J*	36.4	*J*
Zinc	mg/kg	108	*J*	118	*J*	75.8	*J*	80.5	*J*	165	*J*	239	*J*
Semivolatile Organic Compounds													
1,2,4-Trichlorobenzene	µg/kg	98	*U*	86	*U*	740	*U*	800	*U*	1,500	*UJ*	1,400	*UJ*
1,2-Dichlorobenzene	µg/kg	98	*U*	86	*U*	740	*U*	800	*U*	1,500	*UJ*	1,400	*UJ*
1,3-Dichlorobenzene	µg/kg	98	*U*	86	*U*	740	*U*	800	*U*	1,500	*UJ*	1,400	*UJ*
1,4-Dichlorobenzene	µg/kg	98	*U*	86	*U*	740	*U*	800	*U*	1,500	*UJ*	1,400	*UJ*
2,2'-Oxybis(1-chloropropane)	µg/kg	98	*U*	86	*U*	740	*U*	800	*U*	1,500	*UJ*	1,400	*UJ*

Table A-4A. (cont.)

	Survey:	ONON2A	ONON2A	NYSDEC-2002[3]	NYSDEC-2002[1]	NYSDEC-2002[3]	NYSDEC-2002[3]
	Sample Number:	WS0007	WS0008	SYW6-10015	SYW6-11530	SYW6-20015	SYW6-21530
	Station ID:	S378	S378	W6__1	W6__1	W6__2	W6__2
	Duplicates:						
	Date:	8/12/2000	8/12/2000	05/09/02	05/09/02	05/09/02	05/09/02
	Depth (cm):	0 - 15	15 - 30	0-15	15-30	0-15	15-30
Chemical	**Units**						
2,4,5-Trichlorophenol	µg/kg	500 *U*	440 *U*	1,500 *U*	1,600 *U*	3,000 *UJ*	2,800 *UJ*
2,4,6-Trichlorophenol	µg/kg	500 *U*	440 *U*	740 *U*	800 *U*	1,500 *UJ*	1,400 *UJ*
2,4-Dichlorophenol	µg/kg	500 *U*	440 *U*	740 *U*	800 *U*	1,500 *UJ*	1,400 *UJ*
2,4-Dimethylphenol	µg/kg	500 *U*	440 *U*	740 *U*	800 *U*	1,500 *UJ*	1,400 *UJ*
2,4-Dinitrophenol	µg/kg	2,500 *UJ*	2,200 *UJ*	1,500 *U*	1,600 *U*	3,000 *UJ*	2,800 *UJ*
2,4-Dinitrotoluene	µg/kg	500 *U*	440 *U*	740 *U*	800 *U*	1,500 *UJ*	1,400 *UJ*
2,6-Dinitrotoluene	µg/kg	500 *U*	440 *U*	740 *U*	800 *U*	1,500 *UJ*	1,400 *UJ*
2-Chloronaphthalene	µg/kg	98 *U*	86 *U*	740 *U*	800 *U*	1,500 *UJ*	1,400 *UJ*
2-Chlorophenol	µg/kg	98 *U*	86 *U*	740 *U*	800 *U*	1,500 *UJ*	1,400 *UJ*
2-Methyl-4,6-dinitrophenol	µg/kg	2,500 *U*	2,200 *U*				
2-Methylnaphthalene	µg/kg	98 *U*	86 *U*	740 *U*	800 *U*	1,500 *UJ*	1,400 *UJ*
2-Methylphenol	µg/kg	98 *U*	86 *U*	740 *U*	800 *U*	1,500 *UJ*	1,400 *UJ*
4-Methylphenol	µg/kg	98 *U*	86 *U*	740 *U*	800 *U*	1,500 *UJ*	1,400 *UJ*
2-Nitroaniline	µg/kg	200 *U*	170 *U*	1,500 *U*	1,600 *U*	3,000 *UJ*	2,800 *UJ*
3-Nitroaniline	µg/kg	2,500 *U*	2,200 *U*	1,500 *U*	1,600 *U*	3,000 *UJ*	2,800 *UJ*
4-Nitroaniline	µg/kg	2,500 *U*	2,200 *U*	1,500 *U*	1,600 *U*	3,000 *UJ*	2,800 *UJ*
2-Nitrophenol	µg/kg	500 *U*	440 *U*	740 *U*	800 *U*	1,500 *UJ*	1,400 *UJ*
4-Nitrophenol	µg/kg	2,500 *U*	2,200 *U*	1,500 *U*	1,600 *U*	3,000 *UJ*	2,800 *UJ*
3,3-Dichlorobenzidine	µg/kg	98 *UJ*	86 *UJ*	740 *U*	800 *U*	1,500 *UJ*	1,400 *UJ*
4-Bromophenyl-phenyl ether	µg/kg	98 *U*	86 *U*	740 *U*	800 *U*	1,500 *UJ*	1,400 *UJ*
4-Chloro-3-methylphenol	µg/kg	500 *U*	440 *U*	740 *U*	800 *U*	1,500 *UJ*	1,400 *UJ*
4-Chloroaniline	µg/kg	98 *UJ*	86 *UJ*	740 *U*	800 *U*	1,500 *UJ*	1,400 *UJ*
4-Chlorophenyl-phenyl ether	µg/kg	98 *U*	86 *U*	740 *U*	800 *U*	1,500 *UJ*	1,400 *UJ*
Acenaphthene	µg/kg	98 *U*	86 *U*	740 *U*	800 *U*	1,500 *UJ*	1,400 *UJ*
Acenaphthylene	µg/kg	98 *U*	86 *U*	740 *U*	800 *U*	1,500 *UJ*	1,400 *UJ*
Anthracene	µg/kg	98 *U*	86 *U*	100 *J*	800 *U*	1,500 *UJ*	1,400 *UJ*
Benz(a)anthracene	µg/kg	98 *U*	86 *U*	520 *J*	170 *J*	1,500 *UJ*	190 *J*
Benzo(a)pyrene	µg/kg	98 *U*	86 *U*	550 *J*	200 *J*	1,500 *UJ*	210 *J*
Benzo(b)fluoranthene	µg/kg	98 *U*	86 *U*	730 *J*	240 *J*	1,500 *UJ*	350 *J*
Benzo(g,h,i)perylene	µg/kg	98 *U*	86 *U*	410 *J*	800 *U*	1,500 *UJ*	180 *J*
Benzo(k)fluoranthene	µg/kg	98 *U*	86 *U*	260 *J*	800 *U*	1,500 *UJ*	1,400 *UJ*
Benzyl alcohol	µg/kg	500 *U*	440 *U*				

Table A-4A. (cont.)

	Survey:	ONON2A		ONON2A		NYSDEC-2002[3]		NYSDEC-2002[1]		NYSDEC-2002[3]		NYSDEC-2002[3]	
	Sample Number:	WS0007		WS0008		SYW6-10015		SYW6-11530		SYW6-20015		SYW6-21530	
	Station ID:	S378		S378		W6__1		W6__1		W6__2		W6__2	
	Duplicates:												
	Date:	8/12/2000		8/12/2000		05/09/02		05/09/02		05/09/02		05/09/02	
	Depth (cm):	0 - 15		15 - 30		0-15		15-30		0-15		15-30	
Chemical	**Units**												
Bis(2-chloroethoxy)methane	µg/kg	98	*U*	86	*U*	740	*U*	800	*U*	1,500	*UJ*	1,400	*UJ*
Bis(2-chloroethyl)ether	µg/kg	98	*U*	86	*U*	740	*U*	800	*U*	1,500	*UJ*	1,400	*UJ*
Bis(2-ethylhexyl)phthalate	µg/kg	98	*U*	2,100		740	*U*	800	*U*	1,500	*UJ*	240	*J*
Butylbenzylphthalate	µg/kg	98	*U*	86	*U*	740	*U*	800	*U*	1,500	*UJ*	1,400	*UJ*
Carbazole	µg/kg	98	*U*	86	*U*	740	*U*	800	*U*	1,500	*UJ*	1,400	*UJ*
Chrysene	µg/kg	98	*U*	86	*U*	670	*J*	210	*J*	170	*J*	300	*J*
Dibenz(a,h)anthracene	µg/kg	98	*U*	86	*U*	740	*U*	800	*U*	1,500	*UJ*	1,400	*UJ*
Dibenzofuran	µg/kg	98	*U*	86	*U*	740	*U*	800	*U*	1,500	*UJ*	1,400	*UJ*
Diethylphthalate	µg/kg	98	*U*	86	*U*	740	*U*	800	*U*	1,500	*UJ*	1,400	*UJ*
Dimethylphthalate	µg/kg	98	*U*	86	*U*	740	*U*	800	*U*	1,500	*UJ*	1,400	*UJ*
Di-n-butylphthalate	µg/kg	98	*U*	86	*U*	740	*U*	800	*U*	1,500	*UJ*	170	*J*
Di-n-octylphthalate	µg/kg	98	*U*	86	*U*	740	*U*	800	*U*	1,500	*UJ*	1,400	*UJ*
Fluoranthene	µg/kg	98	*U*	86	*U*	990		320	*J*	310	*J*	450	*J*
Fluorene	µg/kg	98	*U*	86	*U*	740	*U*	800	*U*	1,500	*UJ*	1,400	*UJ*
Hexachlorobenzene (GC/ECD)	µg/kg	1.08	*U*	1.09	*U*	740	*U*	800	*U*	1,500	*UJ*	1,400	*UJ*
Hexachlorobenzene (GC/MS)	µg/kg	98	*U*	86	*U*								
Final HCB Value	µg/kg	1.08	*U*	1.09	*U*								
Hexachlorobutadiene	µg/kg	98	*U*	86	*U*	740	*U*	800	*U*	1,500	*UJ*	1,400	*UJ*
Hexachlorocyclopentadiene	µg/kg	500	*UJ*	440	*UJ*	740	*U*	800	*U*	1,500	*UJ*	1,400	*UJ*
Hexachloroethane	µg/kg	98	*U*	86	*U*	740	*U*	800	*U*	1,500	*UJ*	1,400	*UJ*
Indeno(1,2,3-cd)pyrene	µg/kg	98	*U*	86	*U*	360	*J*	800	*U*	1,500	*UJ*	170	*J*
Isophorone	µg/kg	98	*U*	86	*U*	740	*U*	800	*U*	1,500	*UJ*	1,400	*UJ*
Naphthalene	µg/kg	98	*U*	86	*U*	740	*U*	800	*U*	1,500	*UJ*	1,400	*UJ*
Nitrobenzene	µg/kg	98	*U*	86	*U*	740	*U*	800	*U*	1,500	*UJ*	1,400	*UJ*
N-Nitrosodimethylamine	µg/kg	500	*U*	440	*U*								
N-nitroso-di-n-propylamine	µg/kg	98	*U*	86	*U*	740	*U*	800	*U*	1,500	*UJ*	1,400	*UJ*
N-Nitrosodiphenylamine	µg/kg	98	*U*	86	*U*	740	*U*	800	*U*	1,500	*UJ*	1,400	*UJ*
Pentachlorophenol	µg/kg	2,500	*U*	2,200	*U*	1,500	*U*	1,600	*U*	3,000	*UJ*	2,800	*UJ*
Phenanthrene	µg/kg	98	*U*	86	*U*	570	*J*	120	*J*	1,500	*UJ*	260	*J*
Phenol	µg/kg	98	*U*	86	*U*	740	*U*	800	*U*	1,500	*UJ*	1,400	*UJ*
Pyrene	µg/kg	98	*U*	86	*U*	1,100		320	*J*	260	*J*	460	*J*

Table A-4A. (cont.)

	Survey:	ONON2A	ONON2A	NYSDEC-2002[3]	NYSDEC-2002[1]	NYSDEC-2002[3]	NYSDEC-2002[3]
	Sample Number:	WS0007	WS0008	SYW6-10015	SYW6-11530	SYW6-20015	SYW6-21530
	Station ID:	S378	S378	W6__1	W6__1	W6__2	W6__2
	Duplicates:						
	Date:	8/12/2000	8/12/2000	05/09/02	05/09/02	05/09/02	05/09/02
	Depth (cm):	0 - 15	15 - 30	0-15	15-30	0-15	15-30
Chemical	**Units**						
Pesticides							
4,4'-DDD	µg/kg	1.08 *UJ*	1.09 *UJ*				
4,4'-DDE	µg/kg	*R*	2.43 *J*				
4,4'-DDT	µg/kg	*R*	*R*				
Aldrin	µg/kg	1.08 *U*	1.09 *U*				
alpha-BHC	µg/kg	1.08 *UJ*	1.09 *UJ*				
beta-BHC	µg/kg	1.08 *UJ*	1.09 *UJ*				
delta-BHC	µg/kg	*R*	*R*				
gamma-BHC (Lindane)	µg/kg	1.08 *UJ*	1.09 *UJ*				
Dieldrin	µg/kg	1.08 *UJ*	1.09 *UJ*				
Endosulfan I	µg/kg	1.08 *UJ*	1.09 *UJ*				
Endosulfan II	µg/kg	1.08 *UJ*	1.09 *UJ*				
Endosulfan sulfate	µg/kg	*R*	*R*				
Endrin aldehyde	µg/kg	1.08 *UJ*	1.09 *UJ*				
Endrin ketone	µg/kg	1.08 *UJ*	1.09 *UJ*				
Endrin	µg/kg	1.08 *UJ*	1.09 *UJ*				
Heptachlor epoxide	µg/kg	1.08 *UJ*	1.09 *UJ*				
Heptachlor	µg/kg	1.08 *U*	1.09 *U*				
Methoxychlor	µg/kg	1.08 *UJ*	1.09 *UJ*				
Toxaphene	µg/kg	108 *UJ*	109 *UJ*				
alpha (cis)-Chlordane	µg/kg	1.08 *UJ*	1.09 *UJ*				
gamma (trans)-Chlordane	µg/kg	1.08 *UJ*	1.09 *UJ*				
Total chlordane[1]	µg/kg	1.08 *UJ*	1.09 *UJ*				
PCBs							
Aroclor 1016	µg/kg	54.2 *U*	54.5 *U*				
Aroclor 1221	µg/kg	54.2 *U*	54.5 *U*				
Aroclor 1232	µg/kg	54.2 *U*	54.5 *U*				
Aroclor 1242	µg/kg	54.2 *U*	21.1 *J*				
Aroclor 1248	µg/kg	54.2 *U*	54.5 *U*				
Aroclor 1254	µg/kg	17.4 *J*	24.9 *J*				
Aroclor 1260	µg/kg	54.2 *U*	54.5 *U*				

Table A-4A. (cont.)

	Survey:	ONON2A	ONON2A	NYSDEC-2002[3]	NYSDEC-2002[1]	NYSDEC-2002[3]	NYSDEC-2002[3]
	Sample Number:	WS0007	WS0008	SYW6-10015	SYW6-11530	SYW6-20015	SYW6-21530
	Station ID:	S378	S378	W6__1	W6__1	W6__2	W6__2
	Duplicates:						
	Date:	8/12/2000	8/12/2000	05/09/02	05/09/02	05/09/02	05/09/02
	Depth (cm):	0 - 15	15 - 30	0-15	15-30	0-15	15-30
Chemical	**Units**						
Aroclor 1268	µg/kg	54.2 *U*	54.5 *U*				
Sum of PCBs	µg/kg	44.5	46.0				
PCDD/PCDFs							
2,3,7,8-Tetrachlorodibenzodioxin	ng/kg	0.173 *J*	0.37 *J*				
1,2,3,7,8-Pentachlorodibenzodioxin	ng/kg	0.377 *J*	0.56 *U*				
1,2,3,4,7,8-Hexachlorodibenzodioxin	ng/kg	0.316 *J*	0.389 *J*				
1,2,3,6,7,8-Hexachlorodibenzodioxin	ng/kg	0.937 *J*	1.48 *J*				
1,2,3,7,8,9-Hexachlorodibenzodioxin	ng/kg	0.896 *J*	1.21 *J*				
1,2,3,4,6,7,8-Heptachlorodibenzodioxin	ng/kg	16.7	19				
Octachlorodibenzodioxin	ng/kg	95.1	117				
Total tetrachlorodibenzodioxins	ng/kg	4.74	4.72				
Total pentachlorodibenzodioxins	ng/kg	1.15 *J*	4.75				
Total hexachlorodibenzodioxins	ng/kg	8.05	13.8				
Total heptachlorodibenzodioxins	ng/kg	31.9	35.5				
2,3,7,8-Tetrachlorodibenzofuran	ng/kg	1.92	2.19				
1,2,3,7,8-Pentachlorodibenzofuran	ng/kg	0.354 *J*	0.708 *J*				
2,3,4,7,8-Pentachlorodibenzofuran	ng/kg	0.724 *J*	1.15				
1,2,3,4,7,8-Hexachlorodibenzofuran	ng/kg	0.644 *J*	1.18 *J*				
1,2,3,6,7,8-Hexachlorodibenzofuran	ng/kg	0.582 *J*	0.769 *J*				
1,2,3,7,8,9-Hexachlorodibenzofuran	ng/kg	0.18 *U*	0.1 *U*				
2,3,4,6,7,8-Hexachlorodibenzofuran	ng/kg	0.71 *J*	0.619 *J*				
1,2,3,4,6,7,8-Heptachlorodibenzofuran	ng/kg	5.33	6.55				
1,2,3,4,7,8,9-Heptachlorodibenzofuran	ng/kg	0.411 *J*	0.41 *U*				
Octachlorodibenzofuran	ng/kg	6.76 *J*	9.19				
Total tetrachlorodibenzofurans	ng/kg	23.7	33				
Total pentachlorodibenzofurans	ng/kg	8.72	16.1				
Total hexachlorodibenzofurans	ng/kg	6.07	11.7				
Total heptachlorodibenzofurans	ng/kg	10.4	12.8				
TEQ - Dioxins (ND=1/2)	ng/kg	0.94	1.16				
TEQ - Furans (ND=1/2)	ng/kg	0.83	1.16				
TEQ - Total [2] (ND=1/2)	ng/kg	1.77	2.32				

Table A-4A. (cont.)

Survey:	NYSDEC-2002[3]		NYSDEC-2002[3]		NYSDEC-2002[3]		NYSDEC-2002[3]		NYSDEC-2002[3]		NYSDEC-2002[3]		NYSDEC-2002[3]	
Sample Number:	SYW6-30015		SYW6-31530		SYW6-40015		SYW6-41530		SYW6-41530DUP		SYW6-50015		SYW6-51530	
Station ID:	W6__3		W6__3		W6__4		W6__4		W6__4		W6__5		W6__5	
Duplicates:									D1					
Date:	05/09/02		05/09/02		05/09/02		05/09/02		05/09/02		05/09/02		05/09/02	
Depth (cm):	0-15		15-30		0-15		15-30		15-30		0-15		15-30	
Chemical	**Units**													
Inorganics														
Aluminum	mg/kg	5,310	*J*	8,080	*J*	6,610		4,240		4,150		1,550		634	
Antimony	mg/kg	2.2	*J*	1.2	*J*	0.12	*UJ*	0.15	*J*	0.085	*UJ*	0.05	*UJ*	0.061	*UJ*
Arsenic	mg/kg	3.4	*J*	4	*J*	1.9		1.6		1.4		0.54		1.2	
Barium	mg/kg	114	*J*	131	*J*	151		124		126		78		111	
Beryllium	mg/kg	0.4	*J*	0.54	*J*	0.41		0.23		0.22		0.073		0.021	
Cadmium	mg/kg	5.4	*J*	2.6	*J*	0.68		0.52		0.41		0.46		0.67	
Calcium	mg/kg	78,300	*J*	86,100	*J*	193,000		238,000		261,000		258,000		336,000	
Chromium	mg/kg	89.4	*J*	46.1	*J*	14.9		9.5		9.1		11.2		12.3	
Cobalt	mg/kg	4.9	*J*	4.3	*J*	3.2	*J*	2.1	*J*	2	*J*	1.5	*J*	1.1	*J*
Copper	mg/kg	71.6	*J*	67.1	*J*	26		16.7		14.7		9.5		12.1	
Cyanide	mg/kg														
Iron	mg/kg	11,300	*J*	11,100	*J*	8,270		5,450	*J*	5,200		3,290	*J*	1,920	*J*
Lead	mg/kg	143	*J*	178	*J*	32.3	*J*	16.5	*J*	14.2	*J*	17.6	*J*	11.5	*J*
Magnesium	mg/kg	6,070	*J*	3,790	*J*	4,150	*J*	3,210	*J*	3,310	*J*	4,320	*J*	2,340	*J*
Manganese	mg/kg	288	*J*	156	*J*	287	*J*	158	*J*	160	*J*	222	*J*	299	*J*
Mercury	mg/kg	4.5	*J*	1.6	*J*	0.2		0.15		0.11		0.19		0.26	
Nickel	mg/kg	52	*J*	44.4	*J*	17.4		10.8		10.2		5.5		8.2	
Potassium	mg/kg	1,030	*J*	979	*J*	841	*J*	490	*J*	502	*J*	442	*J*	165	*J*
Selenium	mg/kg	0.88	*J*	1.2	*J*	0.27	*U*	0.22	*U*	0.19	*U*	0.11	*U*	0.13	*U*
Silver	mg/kg	1.4	*J*	0.83	*J*	0.37		0.032	*UJ*	0.028	*U*	0.017	*U*	0.02	*U*
Sodium	mg/kg	2,380	*J*	1,650	*J*	1,340	*J*	906	*J*	946	*J*	456	*J*	501	*J*
Thallium	mg/kg	0.73	*J*	0.71	*J*	0.27	*U*	1		0.19	*U*	0.11	*U*	0.13	*U*
Vanadium	mg/kg	16.2	*J*	20.2	*J*	15.6		9.5		9.1		3.4		1.6	
Zinc	mg/kg	195	*J*	163	*J*	60.4	*J*	26.6	*J*	25	*J*	33.6	*J*	22.5	*J*
Semivolatile Organic Compounds															
1,2,4-Trichlorobenzene	µg/kg	1,900	*UJ*	6,300	*UJ*	950	*U*	720	*U*	690	*U*	420	*U*	460	*U*
1,2-Dichlorobenzene	µg/kg	1,900	*UJ*	6,300	*UJ*	950	*U*	720	*U*	690	*U*	420	*U*	460	*U*
1,3-Dichlorobenzene	µg/kg	1,900	*UJ*	6,300	*UJ*	950	*U*	720	*U*	690	*U*	420	*U*	460	*U*
1,4-Dichlorobenzene	µg/kg	1,900	*UJ*	6,300	*UJ*	950	*U*	720	*U*	690	*U*	420	*U*	460	*U*
2,2'-Oxybis(1-chloropropane)	µg/kg	1,900	*UJ*	6,300	*UJ*	950	*U*	720	*U*	690	*U*	420	*U*	460	*U*

Table A-4A. (cont.)

	Survey:	NYSDEC-2002[3]		NYSDEC-2002[3]		NYSDEC-2002[3]		NYSDEC-2002[3]		NYSDEC-2002[3]		NYSDEC-2002[3]		NYSDEC-2002[3]	
	Sample Number:	SYW6-30015		SYW6-31530		SYW6-40015		SYW6-41530		SYW6-41530DUP		SYW6-50015		SYW6-51530	
	Station ID:	W6__3		W6__3		W6__4		W6__4		W6__4		W6__5		W6__5	
	Duplicates:									D1					
	Date:	05/09/02		05/09/02		05/09/02		05/09/02		05/09/02		05/09/02		05/09/02	
	Depth (cm):	0-15		15-30		0-15		15-30		15-30		0-15		15-30	
Chemical	**Units**														
2,4,5-Trichlorophenol	µg/kg	3,900	*UJ*	13,000	*UJ*	1,900	*U*	1,400	*U*	1,400	*U*	840	*U*	930	*U*
2,4,6-Trichlorophenol	µg/kg	1,900	*UJ*	6,300	*UJ*	950	*U*	720	*U*	690	*U*	420	*U*	460	*U*
2,4-Dichlorophenol	µg/kg	1,900	*UJ*	6,300	*UJ*	950	*U*	720	*U*	690	*U*	420	*U*	460	*U*
2,4-Dimethylphenol	µg/kg	1,900	*UJ*	820	*J*	950	*U*	720	*U*	690	*U*	420	*U*	460	*U*
2,4-Dinitrophenol	µg/kg	3,900	*UJ*	13,000	*UJ*	1,900	*U*	1,400	*UJ*	1,400	*UJ*	840	*U*	930	*U*
2,4-Dinitrotoluene	µg/kg	1,900	*UJ*	6,300	*UJ*	950	*U*	720	*U*	690	*U*	420	*U*	460	*U*
2,6-Dinitrotoluene	µg/kg	1,900	*UJ*	6,300	*UJ*	950	*U*	720	*U*	690	*U*	420	*U*	460	*U*
2-Chloronaphthalene	µg/kg	1,900	*UJ*	6,300	*UJ*	950	*U*	720	*U*	690	*U*	420	*U*	460	*U*
2-Chlorophenol	µg/kg	1,900	*UJ*	6,300	*UJ*	950	*U*	720	*U*	690	*U*	420	*U*	460	*U*
2-Methyl-4,6-dinitrophenol	µg/kg														
2-Methylnaphthalene	µg/kg	1,900	*UJ*	5,600	*J*	950	*U*	720	*U*	690	*U*	420	*U*	460	*U*
2-Methylphenol	µg/kg	1,900	*UJ*	6,300	*UJ*	950	*U*	720	*U*	690	*U*	420	*U*	460	*U*
4-Methylphenol	µg/kg	1,900	*UJ*	1,100	*J*	100	*J*	720	*U*	690	*U*	420	*U*	460	*U*
2-Nitroaniline	µg/kg	3,900	*UJ*	13,000	*UJ*	1,900	*U*	1,400	*U*	1,400	*U*	840	*U*	930	*U*
3-Nitroaniline	µg/kg	3,900	*UJ*	13,000	*UJ*	1,900	*U*	1,400	*U*	1,400	*U*	840	*U*	930	*U*
4-Nitroaniline	µg/kg	3,900	*UJ*	13,000	*UJ*	1,900	*U*	1,400	*U*	1,400	*U*	840	*U*	930	*U*
2-Nitrophenol	µg/kg	1,900	*UJ*	6,300	*UJ*	950	*U*	720	*U*	690	*U*	420	*U*	460	*U*
4-Nitrophenol	µg/kg	3,900	*UJ*	13,000	*UJ*	1,900	*U*	1,400	*U*	1,400	*U*	840	*U*	930	*U*
3,3-Dichlorobenzidine	µg/kg	1,900	*UJ*	6,300	*UJ*	950	*U*	720	*U*	690	*U*	420	*U*	460	*U*
4-Bromophenyl-phenyl ether	µg/kg	1,900	*UJ*	6,300	*UJ*	950	*U*	720	*U*	690	*U*	420	*U*	460	*U*
4-Chloro-3-methylphenol	µg/kg	1,900	*UJ*	6,300	*UJ*	950	*U*	720	*U*	690	*U*	420	*U*	460	*U*
4-Chloroaniline	µg/kg	1,900	*UJ*	6,300	*UJ*	950	*U*	720	*U*	690	*U*	420	*U*	460	*U*
4-Chlorophenyl-phenyl ether	µg/kg	1,900	*UJ*	6,300	*UJ*	950	*U*	720	*U*	690	*U*	420	*U*	460	*U*
Acenaphthene	µg/kg	1,900	*UJ*	6,300	*J*	950	*U*	720	*U*	690	*U*	420	*U*	460	*U*
Acenaphthylene	µg/kg	320	*J*	7,500	*J*	540	*J*	78	*J*	690	*U*	420	*U*	460	*U*
Anthracene	µg/kg	540	*J*	18,000	*J*	720	*J*	99	*J*	89	*J*	420	*U*	460	*U*
Benzo(a)anthracene	µg/kg	1,900	*J*	49,000	*J*	2,200		360	*J*	280	*J*	180	*J*	460	*U*
Benzo(a)pyrene	µg/kg	2,000	*J*	48,000	*J*	1,400		250	*J*	190	*J*	190	*J*	460	*U*
Benzo(b)fluoranthene	µg/kg	2,600	*J*	59,000	*J*	1,900		320	*J*	250	*J*	250	*J*	460	*U*
Benzo(g,h,i)perylene	µg/kg	1,400	*J*	28,000	*J*	550	*J*	110	*J*	76	*J*	110	*J*	460	*U*
Benzo(k)fluoranthene	µg/kg	730	*J*	22,000	*J*	850	*J*	150	*J*	100	*J*	94	*J*	460	*U*
Benzyl alcohol	µg/kg														

Table A-4A. (cont.)

	Survey:	NYSDEC-2002[3]		NYSDEC-2002[3]		NYSDEC-2002[3]		NYSDEC-2002[3]		NYSDEC-2002[3]		NYSDEC-2002[3]		NYSDEC-2002[3]	
	Sample Number:	SYW6-30015		SYW6-31530		SYW6-40015		SYW6-41530		SYW6-41530DUP		SYW6-50015		SYW6-51530	
	Station ID:	W6__3		W6__3		W6__4		W6__4		W6__4		W6__5		W6__5	
	Duplicates:									D1					
	Date:	05/09/02		05/09/02		05/09/02		05/09/02		05/09/02		05/09/02		05/09/02	
	Depth (cm):	0-15		15-30		0-15		15-30		15-30		0-15		15-30	
Chemical	**Units**														
Bis(2-chloroethoxy)methane	µg/kg	1,900	*UJ*	6,300	*UJ*	950	*U*	720	*U*	690	*U*	420	*U*	460	*U*
Bis(2-chloroethyl)ether	µg/kg	1,900	*UJ*	6,300	*UJ*	950	*U*	720	*U*	690	*U*	420	*U*	460	*U*
Bis(2-ethylhexyl)phthalate	µg/kg	1,900	*UJ*	6,300	*UJ*	130	*J*	720	*U*	690	*U*	420	*U*	460	*U*
Butylbenzylphthalate	µg/kg	1,900	*UJ*	6,300	*UJ*	950	*U*	720	*U*	690	*U*	420	*U*	460	*U*
Carbazole	µg/kg	1,900	*UJ*	6,600	*J*	950	*U*	720	*U*	690	*U*	420	*U*	460	*U*
Chrysene	µg/kg	2,100	*J*	48,000	*J*	1,800		300	*J*	230	*J*	200	*J*	50	*J*
Dibenz(a,h)anthracene	µg/kg	1,900	*UJ*	7,900	*J*	260	*J*	720	*U*	690	*U*	420	*U*	460	*U*
Dibenzofuran	µg/kg	1,900	*UJ*	7,600	*J*	950	*U*	720	*U*	690	*U*	420	*U*	460	*U*
Diethylphthalate	µg/kg	1,900	*UJ*	6,300	*UJ*	950	*U*	720	*U*	690	*U*	420	*U*	460	*U*
Dimethylphthalate	µg/kg	1,900	*UJ*	6,300	*UJ*	950	*U*	720	*U*	690	*U*	420	*U*	460	*U*
Di-n-butylphthalate	µg/kg	1,900	*UJ*	6,300	*UJ*	950	*U*	720	*U*	690	*U*	420	*U*	460	*U*
Di-n-octylphthalate	µg/kg	1,900	*UJ*	6,300	*UJ*	950	*U*	720	*U*	690	*U*	420	*U*	460	*U*
Fluoranthene	µg/kg	3,800	*J*	86,000	*J*	3,700		580	*J*	490	*J*	210	*J*	59	*J*
Fluorene	µg/kg	260	*J*	12,000	*J*	110	*J*	720	*U*	690	*U*	420	*U*	460	*U*
Hexachlorobenzene (GC/ECD)	µg/kg	1,900	*UJ*	6,300	*UJ*	950	*U*	720	*U*	690	*U*	420	*U*	460	*U*
Hexachlorobenzene (GC/MS)	µg/kg														
Final HCB Value	µg/kg														
Hexachlorobutadiene	µg/kg	1,900	*UJ*	6,300	*UJ*	950	*U*	720	*U*	690	*U*	420	*U*	460	*U*
Hexachlorocyclopentadiene	µg/kg	1,900	*UJ*	6,300	*UJ*	950	*U*	720	*U*	690	*U*	420	*U*	460	*U*
Hexachloroethane	µg/kg	1,900	*UJ*	6,300	*UJ*	950	*U*	720	*U*	690	*U*	420	*U*	460	*U*
Indeno(1,2,3-cd)pyrene	µg/kg	1,400	*J*	28,000	*J*	620	*J*	130	*J*	92	*J*	120	*J*	460	*U*
Isophorone	µg/kg	1,900	*UJ*	6,300	*UJ*	950	*U*	720	*U*	690	*U*	420	*U*	460	*U*
Naphthalene	µg/kg	1,900	*UJ*	7,600	*J*	950	*U*	720	*U*	690	*U*	420	*U*	460	*U*
Nitrobenzene	µg/kg	1,900	*UJ*	6,300	*UJ*	950	*U*	720	*U*	690	*U*	420	*U*	460	*U*
N-Nitrosodimethylamine	µg/kg														
N-nitroso-di-n-propylamine	µg/kg	1,900	*UJ*	6,300	*UJ*	950	*U*	720	*U*	690	*U*	420	*U*	460	*U*
N-Nitrosodiphenylamine	µg/kg	1,900	*UJ*	6,300	*UJ*	950	*U*	720	*U*	690	*U*	420	*U*	460	*U*
Pentachlorophenol	µg/kg	3,900	*UJ*	13,000	*UJ*	1,900	*U*	1,400	*U*	1,400	*U*	840	*U*	930	*U*
Phenanthrene	µg/kg	2,000	*J*	63,000	*J*	1,200		170	*J*	200	*J*	60	*J*	460	*U*
Phenol	µg/kg	1,900	*UJ*	650	*J*	950	*U*	720	*U*	690	*U*	420	*U*	460	*U*
Pyrene	µg/kg	3,400	*J*	83,000	*J*	3,400		540	*J*	440	*J*	240	*J*	72	*J*

Table A-4A. (cont.)

	Survey:	NYSDEC-2002[3]	NYSDEC-2002[3]	NYSDEC-2002[3]	NYSDEC-2002[3]	NYSDEC-2002[3]	NYSDEC-2002[3]	NYSDEC-2002[3]
	Sample Number:	SYW6-30015	SYW6-31530	SYW6-40015	SYW6-41530	SYW6-41530DUP	SYW6-50015	SYW6-51530
	Station ID:	W6__3	W6__3	W6__4	W6__4	W6__4	W6__5	W6__5
	Duplicates:					D1		
	Date:	05/09/02	05/09/02	05/09/02	05/09/02	05/09/02	05/09/02	05/09/02
	Depth (cm):	0-15	15-30	0-15	15-30	15-30	0-15	15-30
Chemical	**Units**							

Notes: [1] Total chlordane is a calculated quantity, not a direct measurement

[2] TEQ calculated using WHO TEFs

[3]NYSDEC-2002 samples were not analyzed for pesticides, PCBs, or PCDD/PDCFs

J - estimated

U - not detected at reported quantitation limit

R - rejected datum

HCB - Hexachlorobenzene

Table A-4B. Northern Basin Wetland SYW-10 Sediment Sample Data (All Parameters)

	Survey:	ONON2A	ONON2A	ONON2A	ONON2A	ONON2A	ONON2A	ONON2A	ONON2A	ONON2A
	Sample Number:	WS0009	WS0010	WS0034	WS0011	WS0012	WS0013	WS0014	WS0015	WS0016
	Station ID:	S379	S379	S379	S380	S380	S381	S381	S382	S382
	Duplicates:		D1	D2						
	Date:	8/12/2000	8/12/2000	8/12/2000	8/12/2000	8/12/2000	8/12/2000	8/12/2000	8/12/2000	8/12/2000
	Depth (cm):	0 - 15	15 - 30	15 - 30	0 - 15	15 - 30	0 - 15	15 - 30	0 - 15	15 - 30
Chemical	**Units**									
Inorganics										
Aluminum	mg/kg	12,400	9,760	2,810	2,840	1,870	9,000	3,930	4,320	5,440
Antimony	mg/kg	0.51	0.7 *U*	0.34 *U*	0.53 *U*	10	0.36 *U*	0.32	0.3 *U*	0.3 *U*
Arsenic	mg/kg	18.4	8.4 *J*	1.7 *J*	2	3.3	4.3	2.9	3.4	3.9
Barium	mg/kg	98.7	105	101	157	103	84.2	73.7	79.7	84.9
Beryllium	mg/kg	1.2	0.66	0.25	0.32	0.23	0.51	0.27	0.3	0.34
Cadmium	mg/kg	0.64	0.15	0.53	0.9	1	0.18	0.16	0.16	0.14
Calcium	mg/kg	122,000	40,300 *J*	240,000 *J*	335,000	269,000	108,000	282,000	242,000	256,000
Chromium	mg/kg	46.7	16.3	16.7	26.5	17.1	23.1	11.7	13.3	17.7
Cobalt	mg/kg	8.5	3.5	2.1	2.8	2.8	5.6	2.6	2.8	2.9
Copper	mg/kg	48.5	24.3	22.4	26.4	19.8	38.4	23	25.3	37.8
Cyanide	mg/kg	1.1 *U*	1.9 *U*	0.88 *U*	1.4 *U*	1 *U*	0.95 *U*	0.77 *U*	0.8 *U*	0.79 *U*
Iron	mg/kg	21,600	16,900 *J*	4,120 *J*	6,320	9,520	16,900	7,160	8,070	9,360
Lead	mg/kg	115	20.7	46.2	59.1	38.7	37.1	24.3	24.5	33.3
Magnesium	mg/kg	10,700	3,700	3,370	5,700	3,150	14,300	5,400	6,450	8,210
Manganese	mg/kg	294	158	187	328	230	488	292	264	283
Mercury	mg/kg	1.8 *J*	0.22 *J*	1.8 *J*	3.4 *J*	2.3 *J*	2.1 *J*	1.3 *J*	1.2 *J*	0.67 *J*
Nickel	mg/kg	33.8	21.6	16	14.7	17.7	19.4	8.9	12.1	17.9
Potassium	mg/kg	2,120	1,550	518	583	341	2,160	819	1,090	1,330
Selenium	mg/kg	1.8	2.5 *J*	0.67 *J*	1 *U*	0.74 *U*	0.7 *U*	0.57 *U*	0.59 *U*	0.58 *U*
Silver	mg/kg	0.16 *U*	0.28 *U*	0.13 *U*	0.21 *U*	0.15 *U*	0.14 *U*	0.12 *U*	0.12 *U*	0.12 *U*
Sodium	mg/kg	2,180 *J*	4,540 *J*	1,230 *J*	1,680 *J*	1,430 *J*	682 *J*	1,360 *J*	3,420 *J*	5,430 *J*
Thallium	mg/kg	2.5	3.2	0.87 *U*	2.1	0.98 *U*	0.93 *U*	0.89	1.0	1.0
Vanadium	mg/kg	30.6	19 *J*	5.1 *J*	6.4	4.7	16.8	7.3	8.7	9.7
Zinc	mg/kg	119 *J*	33.1 *J*	61.2 *J*	82.3 *J*	163 *J*	118 *J*	57.4 *J*	70.6 *J*	90.4 *J*
Volatile Organic Compounds										
1,1,1-Trichloroethane	µg/kg	11 *UJ*	17 *UJ*	8.7 *UJ*	10 *U*	9.2 *U*	9.4 *UJ*	7.8 *U*	7.8 *U*	7.8 *U*
1,1,2,2-Tetrachloroethane	µg/kg	11 *UJ*	17 *UJ*	8.7 *UJ*	10 *U*	9.2 *U*	9.4 *UJ*	7.8 *U*	7.8 *U*	7.8 *U*
1,1,2-Trichloroethane	µg/kg	11 *UJ*	17 *UJ*	8.7 *UJ*	10 *U*	9.2 *U*	9.4 *UJ*	7.8 *U*	7.8 *U*	7.8 *U*
1,1-Dichloroethane	µg/kg	11 *UJ*	17 *UJ*	8.7 *UJ*	10 *U*	9.2 *U*	9.4 *UJ*	7.8 *U*	7.8 *U*	7.8 *U*
1,1-Dichloroethene	µg/kg	11 *UJ*	17 *UJ*	8.7 *UJ*	10 *U*	9.2 *U*	9.4 *UJ*	7.8 *U*	7.8 *U*	7.8 *U*

Table A-4B. (cont.)

	Survey:	ONON2A	ONON2A	ONON2A	ONON2A	ONON2A	ONON2A	ONON2A	ONON2A	ONON2A
	Sample Number:	WS0009	WS0010	WS0034	WS0011	WS0012	WS0013	WS0014	WS0015	WS0016
	Station ID:	S379	S379	S379	S380	S380	S381	S381	S382	S382
	Duplicates:		D1	D2						
	Date:	8/12/2000	8/12/2000	8/12/2000	8/12/2000	8/12/2000	8/12/2000	8/12/2000	8/12/2000	8/12/2000
	Depth (cm):	0 - 15	15 - 30	15 - 30	0 - 15	15 - 30	0 - 15	15 - 30	0 - 15	15 - 30
Chemical	**Units**									
1,2-Dichloroethane	µg/kg	11 *UJ*	17 *UJ*	8.7 *UJ*	10 *U*	9.2 *U*	9.4 *UJ*	7.8 *U*	7.8 *U*	7.8 *U*
1,2-Dichloropropane	µg/kg	11 *UJ*	17 *UJ*	8.7 *UJ*	10 *U*	9.2 *U*	9.4 *UJ*	7.8 *U*	7.8 *U*	7.8 *U*
2-Butanone	µg/kg	23 *UJ*	35 *UJ*	17 *UJ*	20 *U*	18 *U*	19 *UJ*	16 *U*	16 *U*	26
2-Hexanone	µg/kg	23 *UJ*	35 *UJ*	17 *UJ*	20 *U*	18 *U*	19 *UJ*	16 *U*	16 *U*	16 *U*
4-Methyl-2-pentanone	µg/kg	23 *UJ*	35 *UJ*	17 *UJ*	20 *U*	18 *U*	19 *UJ*	16 *U*	16 *U*	16 *U*
Acetone	µg/kg	46 *UJ*	69 *UJ*	35 *UJ*	41 *U*	37 *U*	38 *UJ*	31 *U*	16	34
Benzene	µg/kg	11 *UJ*	17 *UJ*	8.7 *UJ*	10 *U*	9.2 *U*	9.4 *UJ*	7.8 *U*	7.8 *U*	7.8 *U*
Bromodichloromethane	µg/kg	11 *UJ*	17 *UJ*	8.7 *UJ*	10 *U*	9.2 *U*	9.4 *UJ*	7.8 *U*	7.8 *U*	7.8 *U*
Bromoform	µg/kg	11 *UJ*	17 *UJ*	8.7 *UJ*	10 *U*	9.2 *U*	9.4 *UJ*	7.8 *U*	7.8 *U*	7.8 *U*
Bromomethane	µg/kg	11 *UJ*	17 *UJ*	8.7 *UJ*	10 *U*	9.2 *U*	9.4 *UJ*	7.8 *U*	7.8 *U*	7.8 *U*
Carbon disulfide	µg/kg	23 *UJ*	35 *UJ*	17 *UJ*	20 *U*	18 *U*	19 *UJ*	16 *U*	16 *U*	16 *U*
Carbon tetrachloride	µg/kg	11 *UJ*	17 *UJ*	8.7 *UJ*	10 *U*	9.2 *U*	9.4 *UJ*	7.8 *U*	7.8 *U*	7.8 *U*
Chlorobenzene	µg/kg	11 *UJ*	17 *UJ*	8.7 *UJ*	10 *U*	9.2 *U*	9.4 *UJ*	7.8 *U*	7.8 *U*	7.8 *U*
Chloroethane	µg/kg	11 *UJ*	17 *UJ*	8.7 *UJ*	10 *U*	9.2 *U*	9.4 *UJ*	7.8 *U*	7.8 *U*	7.8 *U*
Chloroform	µg/kg	11 *UJ*	17 *UJ*	8.7 *UJ*	10 *U*	9.2 *U*	9.4 *UJ*	7.8 *U*	7.8 *U*	7.8 *U*
Chloromethane	µg/kg	11 *UJ*	17 *UJ*	8.7 *UJ*	10 *U*	9.2 *U*	9.4 *UJ*	7.8 *U*	7.8 *U*	7.8 *U*
cis-1,2-Dichloroethene	µg/kg	11 *UJ*	17 *UJ*	8.7 *UJ*	10 *U*	9.2 *U*	9.4 *UJ*	7.8 *U*	7.8 *U*	7.8 *U*
trans-1,2-Dichloroethene	µg/kg	11 *UJ*	17 *UJ*	8.7 *UJ*	10 *U*	9.2 *U*	9.4 *UJ*	7.8 *U*	7.8 *U*	7.8 *U*
cis-1,3-Dichloropropene	µg/kg	11 *UJ*	17 *UJ*	8.7 *UJ*	10 *U*	9.2 *U*	9.4 *UJ*	7.8 *U*	7.8 *U*	7.8 *U*
trans-1,3-Dichloropropene	µg/kg	11 *UJ*	17 *UJ*	8.7 *UJ*	10 *U*	9.2 *U*	9.4 *UJ*	7.8 *U*	7.8 *U*	7.8 *U*
Dibromochloromethane	µg/kg	11 *UJ*	17 *UJ*	8.7 *UJ*	10 *U*	9.2 *U*	9.4 *UJ*	7.8 *U*	7.8 *U*	7.8 *U*
Ethylbenzene	µg/kg	11 *UJ*	17 *UJ*	8.7 *UJ*	10 *U*	9.2 *U*	9.4 *UJ*	7.8 *U*	7.8 *U*	7.8 *U*
Methylene chloride	µg/kg	11 *UJ*	17 *UJ*	8.7 *UJ*	10 *U*	9.2 *U*	9.4 *UJ*	7.8 *U*	7.8 *U*	7.8 *U*
Styrene	µg/kg	11 *UJ*	17 *UJ*	8.7 *UJ*	10 *U*	9.2 *U*	9.4 *UJ*	7.8 *U*	7.8 *U*	7.8 *U*
Tetrachloroethene	µg/kg	11 *UJ*	17 *UJ*	8.7 *UJ*	10 *U*	9.2 *U*	9.4 *UJ*	7.8 *U*	7.8 *U*	7.8 *U*
Toluene	µg/kg	11 *UJ*	17 *UJ*	8.7 *UJ*	10 *U*	9.2 *U*	9.4 *UJ*	7.8 *U*	7.8 *U*	7.8 *U*
Trichloroethene	µg/kg	11 *UJ*	17 *UJ*	8.7 *UJ*	10 *U*	9.2 *U*	9.4 *UJ*	7.8 *U*	7.8 *U*	7.8 *U*
Vinyl chloride	µg/kg	11 *UJ*	17 *UJ*	8.7 *UJ*	10 *U*	9.2 *U*	9.4 *UJ*	7.8 *U*	7.8 *U*	7.8 *U*
Xylene (m,p)	µg/kg	11 *UJ*	17 *UJ*	8.7 *UJ*	10 *U*	9.2 *U*	9.4 *UJ*	7.8 *U*	7.8 *U*	7.8 *U*
Xylene (o)	µg/kg	11 *UJ*	17 *UJ*	8.7 *UJ*	10 *U*	9.2 *U*	9.4 *UJ*	7.8 *U*	7.8 *U*	7.8 *U*

Table A-4B. (cont.)

	Survey:	ONON2A	ONON2A	ONON2A	ONON2A	ONON2A	ONON2A	ONON2A	ONON2A	ONON2A
	Sample Number:	WS0009	WS0010	WS0034	WS0011	WS0012	WS0013	WS0014	WS0015	WS0016
	Station ID:	S379	S379	S379	S380	S380	S381	S381	S382	S382
	Duplicates:		D1	D2						
	Date:	8/12/2000	8/12/2000	8/12/2000	8/12/2000	8/12/2000	8/12/2000	8/12/2000	8/12/2000	8/12/2000
	Depth (cm):	0 - 15	15 - 30	15 - 30	0 - 15	15 - 30	0 - 15	15 - 30	0 - 15	15 - 30
Chemical	**Units**									
Sum of Xylenes[1]	µg/kg	11 *UJ*	17 *UJ*	8.7 *UJ*	10 *U*	9.2 *U*	9.4 *UJ*	7.8 *U*	7.8 *U*	7.8 *U*
Semivolatile Organic Compounds										
1,2,4-Trichlorobenzene	µg/kg	74 *U*	110 *U*	58 *U*	67 *U*	59 *U*	60 *U*	52 *UJ*	51 *U*	53 *U*
1,2-Dichlorobenzene	µg/kg	74 *U*	110 *U*	58 *U*	67 *U*	59 *U*	60 *U*	52 *UJ*	51 *U*	53 *U*
1,3-Dichlorobenzene	µg/kg	74 *U*	110 *U*	58 *U*	67 *U*	59 *U*	60 *U*	52 *UJ*	51 *U*	53 *U*
1,4-Dichlorobenzene	µg/kg	74 *U*	110 *U*	58 *U*	67 *U*	59 *U*	60 *U*	52 *UJ*	51 *U*	53 *U*
2,2'-Oxybis(1-chloropropane)	µg/kg	74 *U*	110 *U*	58 *U*	67 *U*	59 *U*	60 *U*	52 *UJ*	51 *UJ*	53 *UJ*
2,4,5-Trichlorophenol	µg/kg	380 *U*	570 *U*	300 *U*	340 *U*	310 *U*	310 *U*	270 *UJ*	260 *U*	270 *U*
2,4,6-Trichlorophenol	µg/kg	380 *U*	570 *U*	300 *U*	340 *U*	310 *U*	310 *U*	270 *UJ*	260 *U*	270 *U*
2,4-Dichlorophenol	µg/kg	380 *U*	570 *U*	300 *U*	340 *U*	310 *U*	310 *U*	270 *UJ*	260 *U*	270 *U*
2,4-Dimethylphenol	µg/kg	380 *U*	570 *U*	300 *U*	340 *U*	310 *U*	310 *U*	270 *UJ*	260 *U*	270 *U*
2,4-Dinitrophenol	µg/kg	1,900 *UJ*	2,800 *UJ*	1,500 *UJ*	1,700 *UJ*	1,500 *UJ*	1,500 *UJ*	1,300 *UJ*	1,300 *UJ*	1,400 *UJ*
2,4-Dinitrotoluene	µg/kg	380 *U*	570 *U*	300 *U*	340 *U*	310 *U*	310 *U*	270 *UJ*	260 *U*	270 *U*
2,6-Dinitrotoluene	µg/kg	380 *U*	570 *U*	300 *U*	340 *U*	310 *U*	310 *U*	270 *UJ*	260 *U*	270 *U*
2-Chloronaphthalene	µg/kg	74 *U*	110 *U*	58 *U*	67 *U*	59 *U*	60 *U*	52 *UJ*	51 *U*	53 *U*
2-Chlorophenol	µg/kg	74 *U*	110 *U*	58 *U*	67 *U*	59 *U*	60 *U*	52 *UJ*	51 *U*	53 *U*
2-Methyl-4,6-dinitrophenol	µg/kg	1,900 *U*	2,800 *U*	1,500 *U*	1,700 *U*	1,500 *U*	1,500 *U*	1,300 *UJ*	1,300 *U*	1,400 *U*
2-Methylnaphthalene	µg/kg	74 *U*	110 *U*	58 *U*	67 *U*	59 *U*	60 *U*	52 *UJ*	51 *U*	53 *U*
2-Methylphenol	µg/kg	74 *U*	110 *U*	58 *U*	67 *U*	59 *U*	60 *U*	52 *UJ*	51 *U*	53 *U*
4-Methylphenol	µg/kg	74 *U*	110 *U*	58 *U*	67 *U*	59 *U*	60 *U*	52 *UJ*	51 *U*	53 *U*
2-Nitroaniline	µg/kg	150 *U*	220 *U*	120 *U*	140 *U*	120 *U*	120 *U*	110 *UJ*	100 *U*	110 *U*
3-Nitroaniline	µg/kg	1,900 *U*	2,800 *U*	1,500 *U*	1,700 *U*	1,500 *U*	1,500 *U*	1,300 *UJ*	1,300 *U*	1,400 *U*
4-Nitroaniline	µg/kg	1,900 *U*	2,800 *U*	1,500 *U*	1,700 *U*	1,500 *U*	1,500 *U*	1,300 *UJ*	1,300 *U*	1,400 *U*
2-Nitrophenol	µg/kg	380 *U*	570 *U*	300 *U*	340 *U*	310 *U*	310 *U*	270 *UJ*	260 *U*	270 *U*
4-Nitrophenol	µg/kg	1,900 *U*	2,800 *U*	1,500 *U*	1,700 *U*	1,500 *U*	1,500 *U*	1,300 *UJ*	1,300 *U*	1,400 *U*
3,3-Dichlorobenzidine	µg/kg	74 *UJ*	110 *UJ*	58 *U*	67 *UJ*	59 *UJ*	60 *UJ*	52 *UJ*	51 *U*	53 *U*
4-Bromophenyl-phenyl ether	µg/kg	74 *U*	110 *U*	58 *U*	67 *U*	59 *U*	60 *U*	52 *UJ*	51 *U*	53 *U*
4-Chloro-3-methylphenol	µg/kg	380 *U*	570 *U*	300 *U*	340 *U*	310 *U*	310 *U*	270 *UJ*	260 *U*	270 *U*
4-Chloroaniline	µg/kg	74 *UJ*	110 *UJ*	58 *UJ*	67 *UJ*	59 *UJ*	60 *UJ*	52 *UJ*	51 *UJ*	53 *UJ*
4-Chlorophenyl-phenyl ether	µg/kg	74 *U*	110 *U*	58 *U*	67 *U*	59 *U*	60 *U*	52 *UJ*	51 *U*	53 *U*

Table A-4B. (cont.)

	Survey:	ONON2A	ONON2A	ONON2A	ONON2A	ONON2A	ONON2A	ONON2A	ONON2A	ONON2A
	Sample Number:	WS0009	WS0010	WS0034	WS0011	WS0012	WS0013	WS0014	WS0015	WS0016
	Station ID:	S379	S379	S379	S380	S380	S381	S381	S382	S382
	Duplicates:		D1	D2						
	Date:	8/12/2000	8/12/2000	8/12/2000	8/12/2000	8/12/2000	8/12/2000	8/12/2000	8/12/2000	8/12/2000
	Depth (cm):	0 - 15	15 - 30	15 - 30	0 - 15	15 - 30	0 - 15	15 - 30	0 - 15	15 - 30
Chemical	**Units**									
Acenaphthene	µg/kg	74 *U*	110 *U*	58 *U*	81	59 *U*	60 *U*	52 *UJ*	51 *U*	53 *U*
Acenaphthylene	µg/kg	74 *U*	110 *U*	58 *U*	67 *U*	59 *U*	60 *U*	52 *UJ*	51 *U*	53 *U*
Anthracene	µg/kg	74 *U*	110 *U*	61	200	59 *U*	60 *U*	52 *UJ*	51 *U*	53 *U*
Benz(a)anthracene	µg/kg	130	110 *U*	210	1,700	350	160	74 *J*	51 *U*	53 *U*
Benzo(a)pyrene	µg/kg	130	110 *U*	240	1,800	340	200	52 *UJ*	51 *U*	53 *U*
Benzo(b)fluoranthene	µg/kg	120	110 *U*	210	1,500	280	200	77 *J*	51 *U*	53 *U*
Benzo(g,h,i)perylene	µg/kg	74 *U*	110 *U*	140	970	180	160	52 *UJ*	51 *U*	53 *U*
Benzo(k)fluoranthene	µg/kg	120	110 *U*	200	1,500	280	200	86 *J*	51 *U*	53 *U*
Benzyl alcohol	µg/kg	380 *U*	570 *U*	300 *U*	340 *U*	310 *U*	310 *U*	270 *UJ*	260 *U*	270 *U*
Bis(2-chloroethoxy)methane	µg/kg	74 *U*	110 *U*	58 *U*	67 *U*	59 *U*	60 *U*	52 *UJ*	51 *U*	53 *U*
Bis(2-chloroethyl)ether	µg/kg	74 *U*	110 *U*	58 *U*	67 *U*	59 *U*	60 *U*	52 *UJ*	51 *U*	53 *U*
Bis(2-ethylhexyl)phthalate	µg/kg	80 *U*	110 *U*	93 *U*	76 *U*	59 *U*	110 *U*	140 *UJ*	73 *U*	160 *U*
Butylbenzylphthalate	µg/kg	74 *U*	110 *U*	58 *U*	67 *U*	59 *U*	60 *U*	52 *UJ*	51 *U*	53 *U*
Carbazole	µg/kg	74 *U*	110 *U*	58 *U*	170	59 *U*	60 *U*	52 *UJ*	51 *U*	53 *U*
Chrysene	µg/kg	160	110 *U*	280	2,000	350	220	100 *J*	100	68
Dibenz(a,h)anthracene	µg/kg	74 *U*	110 *U*	64	480	59 *U*	60 *U*	52 *UJ*	51 *U*	53 *U*
Dibenzofuran	µg/kg	74 *U*	110 *U*	58 *U*	67 *U*	59 *U*	60 *U*	52 *UJ*	51 *U*	53 *U*
Diethylphthalate	µg/kg	74 *U*	110 *U*	58 *U*	67 *U*	59 *U*	60 *U*	52 *UJ*	51 *U*	53 *U*
Dimethylphthalate	µg/kg	74 *U*	110 *U*	58 *U*	67 *U*	59 *U*	60 *U*	52 *UJ*	51 *U*	53 *U*
Di-n-butylphthalate	µg/kg	74 *U*	110 *U*	58 *U*	67 *U*	59 *U*	60 *U*	52 *UJ*	51 *U*	53 *U*
Di-n-octylphthalate	µg/kg	74 *U*	110 *U*	58 *U*	67 *U*	59 *U*	60 *U*	52 *UJ*	51 *U*	53 *U*
Fluoranthene	µg/kg	230	110 *U*	400	2,200	470	290	140 *J*	120	85
Fluorene	µg/kg	74 *U*	110 *U*	58 *U*	71	59 *U*	60 *U*	52 *UJ*	51 *U*	53 *U*
Hexachlorobenzene (GC/ECD)	µg/kg	7.25	3.64 *J*	122 *J*	32.3	126	30.7	106	34.8	261
Hexachlorobenzene (GC/MS)	µg/kg	74 *U*	110 *U*	390 *J*	67 *U*	61	60 *U*	52 *UJ*	51 *U*	240 *J*
Final HCB Value	µg/kg	7.25 *J*	3.64 *J*	256 *J*	32.3 *J*	93.5 *J*	30.7 *J*	79 [4]	34.8 *J*	251 *J*
Hexachlorobutadiene	µg/kg	74 *U*	110 *U*	58 *U*	67 *U*	59 *U*	60 *U*	52 *UJ*	51 *U*	53 *U*
Hexachlorocyclopentadiene	µg/kg	380 *UJ*	570 *UJ*	300 *UJ*	340 *UJ*	310 *UJ*	310 *UJ*	270 *UJ*	260 *UJ*	270 *UJ*
Hexachloroethane	µg/kg	74 *U*	110 *U*	58 *UJ*	67 *U*	59 *U*	60 *U*	52 *UJ*	51 *UJ*	53 *UJ*
Indeno(1,2,3-cd)pyrene	µg/kg	74 *U*	110 *U*	140	1,100	210	160	52 *UJ*	51 *U*	53 *U*

Table A-4B. (cont.)

	Survey:	ONON2A	ONON2A	ONON2A	ONON2A	ONON2A	ONON2A	ONON2A	ONON2A	ONON2A
	Sample Number:	WS0009	WS0010	WS0034	WS0011	WS0012	WS0013	WS0014	WS0015	WS0016
	Station ID:	S379	S379	S379	S380	S380	S381	S381	S382	S382
	Duplicates:		D1	D2						
	Date:	8/12/2000	8/12/2000	8/12/2000	8/12/2000	8/12/2000	8/12/2000	8/12/2000	8/12/2000	8/12/2000
	Depth (cm):	0 - 15	15 - 30	15 - 30	0 - 15	15 - 30	0 - 15	15 - 30	0 - 15	15 - 30
Chemical	**Units**									
Isophorone	µg/kg	74 *U*	110 *U*	58 *U*	67 *U*	59 *U*	60 *U*	52 *UJ*	51 *U*	53 *U*
Naphthalene	µg/kg	74 *U*	110 *U*	58 *U*	67 *U*	59 *U*	60 *U*	52 *UJ*	51 *U*	53 *U*
Nitrobenzene	µg/kg	74 *U*	110 *U*	58 *U*	67 *U*	59 *U*	60 *U*	52 *UJ*	51 *U*	53 *U*
N-Nitrosodimethylamine	µg/kg	380 *U*	570 *U*	300 *U*	340 *U*	310 *U*	310 *U*	270 *UJ*	260 *U*	270 *U*
N-Nitroso-di-n-propylamine	µg/kg	74 *U*	110 *U*	58 *U*	67 *U*	59 *U*	60 *U*	52 *UJ*	51 *U*	53 *U*
N-Nitrosodiphenylamine	µg/kg	74 *U*	110 *U*	58 *U*	67 *U*	59 *U*	60 *U*	52 *UJ*	51 *U*	53 *U*
Pentachlorophenol	µg/kg	1,900 *U*	2,800 *U*	1,500 *U*	1,700 *U*	1,500 *U*	1,500 *U*	1,300 *UJ*	1,300 *U*	1,400 *U*
Phenanthrene	µg/kg	120	110 *U*	250	1,000	210	150	74 *J*	65	53 *U*
Phenol	µg/kg	74 *U*	110 *U*	58 *U*	67 *U*	59 *U*	60 *U*	52 *UJ*	51 *U*	53 *U*
Pyrene	µg/kg	260	110 *U*	400	2,600	540	290	120 *J*	120	53 *U*
Pesticides										
4,4'-DDD	µg/kg	1.04 *UJ*	1.06 *UJ*	1.09 *UJ*	1.05 *UJ*	1.04 *UJ*	1.07 *UJ*	1.09 *UJ*	1.09 *UJ*	1.05 *UJ*
4,4'-DDE	µg/kg	1.04 *UJ*	*R*	1.09 *UJ*	1.05 *UJ*	1.25 *J*	1.07 *UJ*	1.48 *J*	1.09 *UJ*	1.05 *UJ*
4,4'-DDT	µg/kg	1.2 *J*	1.27 *UJ*	3.51 *J*	1.05 *UJ*	1.42 *J*	3.45 *J*	4.73 *J*	1.39 *J*	1.05 *UJ*
Aldrin	µg/kg	1.04 *UJ*	1.06 *U*	1.09 *U*	1.05 *UJ*	1.04 *U*	1.07 *U*	1.09 *U*	1.09 *U*	1.05 *U*
alpha-BHC	µg/kg	1.04 *UJ*	1.06 *UJ*	1.09 *UJ*	1.05 *UJ*	1.04 *UJ*	1.07 *UJ*	1.09 *UJ*	1.09 *UJ*	1.05 *UJ*
beta-BHC	µg/kg	1.04 *UJ*	*R*	1.09 *UJ*	1.05 *UJ*	1.17 *J*	1.07 *UJ*	1.09 *UJ*	1.09 *UJ*	1.05 *UJ*
gamma-BHC (Lindane)	µg/kg	1.04 *UJ*	1.06 *UJ*	1.09 *UJ*	1.05 *UJ*	1.04 *UJ*	1.07 *UJ*	1.09 *UJ*	1.09 *UJ*	1.05 *UJ*
delta-BHC	µg/kg	*R*	*R*	*R*	*R*	*R*	*R*	*R*	*R*	*R*
Dieldrin	µg/kg	1.04 *UJ*	1.06 *U*	*R*	1.05 *UJ*	1.42 *J*	1.07 *UJ*	2.91 *J*	1.09 *UJ*	1.05 *UJ*
Endosulfan I	µg/kg	1.04 *UJ*	1.06 *UJ*	1.09 *UJ*	1.05 *UJ*	1.04 *UJ*	1.07 *UJ*	1.09 *UJ*	1.09 *UJ*	1.05 *UJ*
Endosulfan II	µg/kg	1.04 *UJ*	1.06 *UJ*	1.09 *UJ*	1.05 *UJ*	1.04 *UJ*	1.07 *UJ*	1.09 *UJ*	1.09 *UJ*	1.05 *UJ*
Endosulfan sulfate	µg/kg	*R*	*R*	*R*	*R*	*R*	*R*	*R*	*R*	*R*
Endrin aldehyde	µg/kg	1.04 *UJ*	1.06 *UJ*	1.09 *UJ*	1.05 *UJ*	1.04 *UJ*	1.07 *UJ*	2.04 *J*	1.09 *UJ*	1.05 *UJ*
Endrin ketone	µg/kg	1.04 *UJ*	1.06 *UJ*	1.09 *UJ*	1.05 *UJ*	1.04 *UJ*	1.07 *UJ*	1.09 *UJ*	1.09 *UJ*	1.05 *UJ*
Endrin	µg/kg	1.04 *UJ*	1.06 *U*	1.09 *UJ*	*R*	1.04 *UJ*	1.07 *UJ*	1.09 *UJ*	1.09 *UJ*	1.05 *UJ*
Heptachlor epoxide	µg/kg	1.04 *U*	2.09 *J*	*R*	2.18 *J*	2.34 *J*	1.07 *UJ*	1.26 *J*	1.09 *UJ*	1.05 *UJ*
Heptachlor	µg/kg	1.04 *U*	1.06 *U*	1.09 *U*	1.05 *U*	1.04 *U*	1.07 *U*	1.09 *U*	1.09 *U*	1.05 *U*
Methoxychlor	µg/kg	1.04 *UJ*	1.06 *UJ*	1.09 *UJ*	1.05 *UJ*	1.04 *UJ*	1.07 *UJ*	1.09 *UJ*	1.09 *UJ*	1.05 *UJ*
Toxaphene	µg/kg	104 *UJ*	106 *UJ*	109 *UJ*	105 *UJ*	104 *UJ*	107 *UJ*	109 *UJ*	109 *UJ*	105 *UJ*

Table A-4B. (cont.)

	Survey:	ONON2A	ONON2A	ONON2A	ONON2A	ONON2A	ONON2A	ONON2A	ONON2A	ONON2A
	Sample Number:	WS0009	WS0010	WS0034	WS0011	WS0012	WS0013	WS0014	WS0015	WS0016
	Station ID:	S379	S379	S379	S380	S380	S381	S381	S382	S382
	Duplicates:		D1	D2						
	Date:	8/12/2000	8/12/2000	8/12/2000	8/12/2000	8/12/2000	8/12/2000	8/12/2000	8/12/2000	8/12/2000
	Depth (cm):	0 - 15	15 - 30	15 - 30	0 - 15	15 - 30	0 - 15	15 - 30	0 - 15	15 - 30
Chemical	**Units**									
cis (alpha)-Chlordane	µg/kg	1.04 *UJ*	1.06 *UJ*	1.09 *UJ*	1.05 *UJ*	1.04 *UJ*	1.07 *UJ*	1.09 *UJ*	1.09 *UJ*	1.05 *UJ*
trans (gamma)-Chlordane	µg/kg	1.04 *U*	1.06 *UJ*	1.09 *UJ*	1.05 *U*	1.71 *J*	1.07 *UJ*	2.16 *J*	1.09 *UJ*	1.05 *UJ*
Total Chlordane [2]	µg/kg	1.04 *U*	1.06 *UJ*	1.09 *UJ*	1.05 *U*	1.71 *J*	1.07 *UJ*	2.16 *J*	1.09 *UJ*	1.05 *UJ*
PCBs										
Aroclor 1016	µg/kg	51.8 *U*	52.9 *U*	54.5 *U*	52.6 *U*	52 *U*	53.3 *U*	54.3 *U*	54.6 *U*	52.5 *U*
Aroclor 1221	µg/kg	51.8 *U*	52.9 *U*	54.5 *U*	52.6 *U*	52 *U*	53.3 *U*	54.3 *U*	54.6 *U*	52.5 *U*
Aroclor 1232	µg/kg	51.8 *U*	52.9 *U*	54.5 *U*	52.6 *U*	52 *U*	53.3 *U*	54.3 *U*	54.6 *U*	52.5 *U*
Aroclor 1242	µg/kg	51.8 *U*	52.9 *U*	54.5 *U*	17.2 *J*	52 *U*	53.3 *U*	54.3 *U*	54.6 *U*	52.5 *U*
Aroclor 1248	µg/kg	51.8 *U*	52.9 *U*	54.5 *U*	52.6 *U*	52 *U*	53.3 *U*	54.3 *U*	54.6 *U*	12 *J*
Aroclor 1254	µg/kg	14.3 *J*	52.9 *U*	56.3 *J*	18.1 *J*	24.6 *J*	53.3 *U*	54.3 *U*	54.6 *U*	52.5 *U*
Aroclor 1260	µg/kg	51.8 *U*	52.9 *U*	54.5 *U*	14 *J*	48.7 *J*	134 *J*	269 *J*	54.8 *J*	52.5 *U*
Aroclor 1268	µg/kg	51.8 *U*	52.9 *U*	157 *J*	52.6 *U*	52 *U*	53.3 *U*	54.3 *U*	54.6 *U*	52.5 *U*
Sum of PCBs	µg/kg	40.2	105.8 *U*	213	49.3	73.3	161	296	82.1	38.3
PCDD/PCDFs										
2,3,7,8-Tetrachlorodibenzodioxin	ng/kg	0.325 *J*	0.1 *U*	0.403 *J*	0.333 *J*	0.533 *J*	0.403 *J*	0.16 *U*	0.23 *J*	0.181 *J*
1,2,3,7,8-Pentachlorodibenzodioxin	ng/kg	0.556 *J*	0.1 *U*	0.63 *U*	0.45 *U*	0.57 *U*	0.55 *U*	0.21 *U*	0.27 *U*	0.28 *J*
1,2,3,4,7,8-Hexachlorodibenzodioxin	ng/kg	0.563 *J*	0.185 *J*	0.356 *J*	0.36 *J*	0.448 *J*	0.673 *J*	0.25 *U*	0.324 *J*	0.313 *J*
1,2,3,6,7,8-Hexachlorodibenzodioxin	ng/kg	2.88	0.141 *J*	1.55 *J*	1.35 *J*	1.71 *J*	2.46	1.02 *J*	1.51 *J*	1.33 *J*
1,2,3,7,8,9-Hexachlorodibenzodioxin	ng/kg	1.86 *J*	0.202 *J*	0.994 *J*	1.22 *J*	1.1 *J*	1.91 *J*	0.58 *U*	0.996 *J*	0.904 *J*
1,2,3,4,6,7,8-Heptachlorodibenzodioxin	ng/kg	45	3.75	18.3	20.9	22.8	51.2	25.7	28.7	25.8
Octachlorodibenzodioxin	ng/kg	331	20.6	121	168	173	431	248	263	247
Total tetrachlorodibenzodioxins	ng/kg	9.51	3.77	10.8	12.7	9.63	7.27	3.29	5.1	4.18
Total pentachlorodibenzodioxins	ng/kg	4.14	0.94 *J*	3.75	1.77	1.67	3.28	0.3 *J*	1.42	1.4
Total hexachlorodibenzodioxins	ng/kg	24.1	0.78 *J*	11.5	11.4	14	18.7	7.04	11.8	8.26
Total heptachlorodibenzodioxins	ng/kg	86.9	6.11	35.2	45.2	46.5	102	52.6	59	52.1
2,3,7,8-Tetrachlorodibenzofuran	ng/kg	5.61	0.789 *J*	225	17.9	20.6	12	18.9	10.2	21.3
1,2,3,7,8-Pentachlorodibenzofuran	ng/kg	2.41	0.371 *J*	22.2	6.99	7.24	4.15	7.35	5.87	9.34
2,3,4,7,8-Pentachlorodibenzofuran	ng/kg	2.18	0.322 *J*	20.1	4.41	3.94	2.65	3.47	2.45	3.88
1,2,3,4,7,8-Hexachlorodibenzofuran	ng/kg	4.45	0.747 *J*	12.5	9.18	9.48	6.38	8.61	13.9	10.8
1,2,3,6,7,8-Hexachlorodibenzofuran	ng/kg	1.95 *J*	0.399 *J*	3.13 *J*	2.87	2.85	2.74	2.25 *J*	3.71	3.27

Table A-4B. (cont.)

	Survey:	ONON2A	ONON2A	ONON2A	ONON2A	ONON2A	ONON2A	ONON2A	ONON2A	ONON2A
	Sample Number:	WS0009	WS0010	WS0034	WS0011	WS0012	WS0013	WS0014	WS0015	WS0016
	Station ID:	S379	S379	S379	S380	S380	S381	S381	S382	S382
	Duplicates:		D1	D2						
	Date:	8/12/2000	8/12/2000	8/12/2000	8/12/2000	8/12/2000	8/12/2000	8/12/2000	8/12/2000	8/12/2000
	Depth (cm):	0 - 15	15 - 30	15 - 30	0 - 15	15 - 30	0 - 15	15 - 30	0 - 15	15 - 30
Chemical	**Units**									
1,2,3,7,8,9-Hexachlorodibenzofuran	ng/kg	0.66 *U*	0.1 *U*	0.368 *J*	0.23 *U*	0.39 *U*	0.31 *U*	0.183 *J*	0.4 *U*	0.228 *J*
2,3,4,6,7,8-Hexachlorodibenzofuran	ng/kg	2.14 *J*	0.494 *J*	1.1 *J*	0.883 *J*	0.779 *J*	0.863 *J*	0.608 *J*	0.882 *J*	0.873 *J*
1,2,3,4,6,7,8-Heptachlorodibenzofuran	ng/kg	33	2.05 *J*	11.3	11.1	10.8	20	9.9	17.3	9.64
1,2,3,4,7,8,9-Heptachlorodibenzofuran	ng/kg	3.27	0.259 *J*	3.62 *J*	3.6	4.27	4.77	3.61	6.4	22.2
Octachlorodibenzofuran	ng/kg	40	2.73 *J*	42.4	38.4	50.5	85.9	36	83.2	27.8
Total tetrachlorodibenzofurans	ng/kg	47.8	7.88	543	69.9	88.9	62.5	50.3	35.2	84.8
Total pentachlorodibenzofurans	ng/kg	28.2	4.06	92.8	36.6	35.9	31.3	29	23.7	35.5
Total hexachlorodibenzofurans	ng/kg	38	2.81	30	25.6	28.3	33.6	26.2	35.1	37.4
Total heptachlorodibenzofurans	ng/kg	70.4	1.23 *J*	25.5	28.4	29	55.8	29	43.6	103
TEQ - Dioxins (ND=1/2)	ng/kg	1.89	0.19	1.20	1.08	1.39	1.74	0.61	0.96	1.00
TEQ - Furans (ND=1/2)	ng/kg	3.03	0.45	35.52	5.80	5.88	4.00	5.30	4.65	6.38
TEQ - Total [3] (ND=1/2)	ng/kg	4.92	0.64	36.73	6.88	7.27	5.74	5.91	5.61	7.37

Notes: [1] Sum of xylenes is a calculated quantity, not a direct measurement

[2] Total chlordane is a calculated quantity, not a direct measurement

[3] TEQ calculated using WHO TEFs

[4] HCB results for the two methods were inconsistent, and so the average was taken

HCB - Hexachlorobenzene

J - estimated

U - not detected at reported quantitation limit

R - rejected datum

Table A-5A. Southern Basin Wetland SYW-12 Sediment Sample Data (All Parameters)

	Survey:	ONON2A	ONON2A	ONON2A	ONON2A	ONON2A	ONON2A	ONON2A	ONON2A
	Sample Number:	WS0025	WS0026	WS0027	WS0028	WS0029	WS0030	WS0031	WS0032
	Station ID:	S387	S387	S388	S388	S389	S389	S390	S390
	Duplicates:								
	Date:	8/12/2000	8/12/2000	8/12/2000	8/12/2000	8/13/2000	8/13/2000	8/13/2000	8/13/2000
	Depth (cm):	0 - 15	15 - 30	0 - 15	15 - 30	0 - 15	15 - 30	0 - 15	15 - 30
Chemical	**Units**								
Inorganics									
Aluminum	mg/kg	2,610	2,490	3,500	2,470	7,090	5,390	2,410	15,100
Antimony	mg/kg	0.25 *U*	0.27 *UJ*	0.33 *J*	0.46 *J*	0.58 *J*	0.79 *J*	0.23 *UJ*	0.92
Arsenic	mg/kg	1.6	2.4	3.0	3.1	3.7	5.0	1.8	10.8
Barium	mg/kg	67.4	98.2 *J*	143 *J*	161 *J*	152	118	31.4	324
Beryllium	mg/kg	0.28	0.27	0.3	0.25	0.44	0.37	0.17	0.88
Cadmium	mg/kg	2.7	7.3	8.8	8.7	8.8	19	0.94	80.4
Calcium	mg/kg	142,000	207,000	148,000	168,000	110,000	70,700	91,400	74,100
Chromium	mg/kg	48.7	112	87.8	83.9	115 *J*	135 *J*	11.6 *J*	594
Cobalt	mg/kg	1.8	1.4	3.8	3.3	4.7	4.8	1.5	9.3
Copper	mg/kg	18.6	43.5	74	82.9	87.5	165	17.5	517
Cyanide	mg/kg	0.67 *U*	0.72 *U*	0.64 *U*	0.59 *U*	0.79 *U*	0.65 *U*	0.61 *U*	1.4
Iron	mg/kg	6,830	10,700	9,190	6,870	11,800	9,620	7,230	27,000
Lead	mg/kg	23.3	44.5 *J*	112 *J*	114 *J*	116 *J*	112 *J*	55.4 *J*	340
Magnesium	mg/kg	15,600	6,920	7,070	4,830	17,000	9,370	12,900	13,900
Manganese	mg/kg	254	282	242	227	284 *J*	205 *J*	175 *J*	348
Mercury	mg/kg	0.054 *J*	0.11 *J*	1.5 *J*	1.5	1.1	0.37	0.035 *U*	6
Nickel	mg/kg	13.1	11.9	24	26.8	31.8	48.7	8.1	100
Potassium	mg/kg	504	366	930	559	1,880	1,360	666	3,750
Selenium	mg/kg	0.50 *U*	0.64	0.87	0.84	0.59 *U*	4.1	0.45 *U*	1.1
Silver	mg/kg	0.16	0.38	1.8	1.3	2.7	1.7	0.091 *U*	11.5
Sodium	mg/kg	332 *J*	641 *J*	366 *J*	438 *J*	502 *J*	406 *J*	242 *J*	2,070 *J*
Thallium	mg/kg	0.66 *U*	1.0	0.63 *U*	0.58 *U*	0.78 *U*	0.63 *U*	0.6 *U*	0.98 *U*
Vanadium	mg/kg	5.1	4.3	8.7	5.9	15.5 *J*	11.8 *J*	5.3 *J*	31.1 *J*
Zinc	mg/kg	81.4 *J*	147	241	236	224	320	91.9	866
Volatile Organic Compounds									
1,1,1-Trichloroethane	µg/kg	5.6 *U*	7.2 *U*	6.4 *U*	6 *UJ*	6.9 *U*	7.6 *U*	6 *U*	49 *U*
1,1,2,2-Tetrachloroethane	µg/kg	5.6 *U*	7.2 *U*	6.4 *U*	6 *UJ*	6.9 *U*	7.6 *U*	6 *U*	49 *U*
1,1,2-Trichloroethane	µg/kg	5.6 *U*	7.2 *U*	6.4 *U*	6 *UJ*	6.9 *U*	7.6 *U*	6 *U*	49 *U*
1,1-Dichloroethane	µg/kg	5.6 *U*	7.2 *U*	6.4 *U*	6 *UJ*	6.9 *U*	7.6 *U*	6 *U*	49 *U*
1,1-Dichloroethene	µg/kg	5.6 *U*	7.2 *U*	6.4 *U*	6 *UJ*	6.9 *U*	7.6 *U*	6 *U*	49 *U*
1,2-Dichloroethane	µg/kg	5.6 *U*	7.2 *U*	6.4 *U*	6 *UJ*	6.9 *U*	7.6 *U*	6 *U*	49 *U*

Table A-5A. (cont.)

	Survey:	ONON2A	ONON2A	ONON2A	ONON2A	ONON2A	ONON2A	ONON2A	ONON2A
	Sample Number:	WS0025	WS0026	WS0027	WS0028	WS0029	WS0030	WS0031	WS0032
	Station ID:	S387	S387	S388	S388	S389	S389	S390	S390
	Duplicates:								
	Date:	8/12/2000	8/12/2000	8/12/2000	8/12/2000	8/13/2000	8/13/2000	8/13/2000	8/13/2000
	Depth (cm):	0 - 15	15 - 30	0 - 15	15 - 30	0 - 15	15 - 30	0 - 15	15 - 30
Chemical	**Units**								
1,2-Dichloropropane	µg/kg	5.6 *U*	7.2 *U*	6.4 *U*	6 *UJ*	6.9 *U*	7.6 *U*	6 *U*	49 *U*
2-Butanone	µg/kg	11 *U*	14 *U*	13 *U*	12 *UJ*	14 *U*	3.8 *J*	12 *U*	86
2-Hexanone	µg/kg	11 *U*	14 *U*	13 *U*	12 *UJ*	14 *U*	15 *U*	12 *U*	98 *U*
4-Methyl-2-pentanone	µg/kg	11 *U*	14 *U*	13 *U*	12 *UJ*	14 *U*	15 *U*	12 *U*	98 *U*
Acetone	µg/kg	22 *U*	29 *U*	25 *U*	24 *UJ*	28 *U*	18	24 *U*	570
Benzene	µg/kg	5.6 *U*	7.2 *U*	6.4 *U*	1.3 *J*	6.9 *U*	7.6 *U*	6 *U*	18 *J*
Bromodichloromethane	µg/kg	5.6 *U*	7.2 *U*	6.4 *U*	6 *UJ*	6.9 *U*	7.6 *U*	6 *U*	49 *U*
Bromoform	µg/kg	5.6 *U*	7.2 *U*	6.4 *U*	6 *UJ*	6.9 *U*	7.6 *U*	6 *U*	49 *U*
Bromomethane	µg/kg	5.6 *U*	7.2 *U*	6.4 *U*	6 *UJ*	6.9 *U*	7.6 *U*	6 *U*	49 *U*
Carbon disulfide	µg/kg	11 *U*	14 *U*	13 *U*	12 *UJ*	14 *U*	15 *U*	12 *U*	11
Carbon Tetrachloride	µg/kg	5.6 *U*	7.2 *U*	6.4 *U*	6 *UJ*	6.9 *U*	7.6 *U*	6 *U*	49 *U*
Chlorobenzene	µg/kg	5.6 *U*	7.2 *U*	2 *J*	4.2 *J*	6.9 *U*	7.6 *U*	6 *U*	22
Chloroethane	µg/kg	5.6 *U*	7.2 *U*	6.4 *U*	6 *UJ*	6.9 *U*	7.6 *U*	6 *U*	49 *U*
Chloroform	µg/kg	5.6 *U*	7.2 *U*	6.4 *U*	6 *UJ*	6.9 *U*	7.6 *U*	6 *U*	49 *U*
Chloromethane	µg/kg	5.6 *U*	7.2 *U*	6.4 *U*	6 *UJ*	6.9 *U*	7.6 *UJ*	6 *U*	49 *UJ*
cis-1,2-Dichloroethene	µg/kg	5.6 *U*	7.2 *U*	6.4 *U*	6 *UJ*	6.9 *U*	7.6 *U*	6 *U*	49 *U*
trans-1,2-Dichloroethene	µg/kg	5.6 *U*	7.2 *U*	6.4 *U*	6 *UJ*	6.9 *U*	7.6 *U*	6 *U*	49 *U*
cis-1,3-Dichloropropene	µg/kg	5.6 *U*	7.2 *U*	6.4 *U*	6 *UJ*	6.9 *U*	7.6 *U*	6 *U*	49 *U*
trans-1,3-Dichloropropene	µg/kg	5.6 *U*	7.2 *U*	6.4 *U*	6 *UJ*	6.9 *U*	7.6 *U*	6 *U*	49 *U*
Dibromochloromethane	µg/kg	5.6 *U*	7.2 *U*	6.4 *U*	6 *UJ*	6.9 *U*	7.6 *U*	6 *U*	49 *U*
Ethylbenzene	µg/kg	5.6 *U*	7.2 *U*	6.4 *U*	6 *UJ*	6.9 *U*	7.6 *U*	6 *U*	15
Methylene chloride	µg/kg	5.6 *U*	7.2 *U*	6.4 *U*	2.6 *J*	2.1 *J*	1.5 *J*	1.3 *J*	49 *U*
Styrene	µg/kg	5.6 *U*	7.2 *U*	6.4 *U*	6 *UJ*	6.9 *U*	7.6 *U*	6 *U*	49 *U*
Tetrachloroethene	µg/kg	5.6 *U*	7.2 *U*	6.4 *U*	6 *UJ*	6.9 *U*	7.6 *U*	6 *U*	49 *U*
Toluene	µg/kg	5.6 *U*	7.2 *U*	1.7 *J*	4.9 *J*	6.9 *U*	7.6 *U*	6 *U*	24
Trichloroethene	µg/kg	5.6 *U*	7.2 *U*	6.4 *U*	6 *UJ*	6.9 *U*	7.6 *U*	6 *U*	49 *U*
Vinyl chloride	µg/kg	5.6 *U*	7.2 *U*	6.4 *U*	6 *UJ*	6.9 *U*	7.6 *U*	6 *U*	49 *U*
Xylene (m,p)	µg/kg	5.6 *U*	7.2 *U*	6.4 *U*	6 *UJ*	6.9 *U*	7.6 *U*	6 *U*	67
Xylene (o)	µg/kg	5.6 *U*	7.2 *U*	6.4 *U*	6 *UJ*	6.9 *U*	7.6 *U*	6 *U*	47
Sum of Xylenes [1]	µg/kg	5.6 *U*	7.2 *U*	6.4 *U*	6 *UJ*	6.9 *U*	7.6 *U*	6 *U*	114

Table A-5A. (cont.)

	Survey:	ONON2A	ONON2A	ONON2A	ONON2A	ONON2A	ONON2A	ONON2A	ONON2A
	Sample Number:	WS0025	WS0026	WS0027	WS0028	WS0029	WS0030	WS0031	WS0032
	Station ID:	S387	S387	S388	S388	S389	S389	S390	S390
	Duplicates:								
	Date:	8/12/2000	8/12/2000	8/12/2000	8/12/2000	8/13/2000	8/13/2000	8/13/2000	8/13/2000
	Depth (cm):	0 - 15	15 - 30	0 - 15	15 - 30	0 - 15	15 - 30	0 - 15	15 - 30
Chemical	**Units**								
Semivolatile Organic Compounds									
1,2,4-Trichlorobenzene	µg/kg	39 *U*	48 *U*	410 *U*	390 *U*	44 *U*	46 *U*	40 *U*	65 *U*
1,2-Dichlorobenzene	µg/kg	39 *U*	48 *U*	410 *U*	390 *U*	44 *U*	46 *U*	40 *U*	65 *U*
1,3-Dichlorobenzene	µg/kg	39 *U*	48 *U*	410 *U*	390 *U*	44 *U*	46 *U*	40 *U*	65 *U*
1,4-Dichlorobenzene	µg/kg	39 *U*	48 *U*	410 *U*	390 *U*	54	46 *U*	40 *U*	65 *U*
2,2'-Oxybis(1-chloropropane)	µg/kg	39 *U*	48 *U*	410 *U*	390 *U*	44 *U*	46 *U*	40 *U*	65 *U*
2,4,5-Trichlorophenol	µg/kg	200 *U*	250 *UJ*	2,100 *U*	2,000 *U*	230 *U*	240 *U*	210 *U*	340 *U*
2,4,6-Trichlorophenol	µg/kg	200 *U*	250 *UJ*	2,100 *U*	2,000 *U*	230 *U*	240 *U*	210 *U*	340 *U*
2,4-Dichlorophenol	µg/kg	200 *U*	250 *UJ*	2,100 *U*	2,000 *U*	230 *U*	240 *U*	210 *U*	340 *U*
2,4-Dimethylphenol	µg/kg	200 *U*	250 *UJ*	2,100 *U*	2,000 *U*	230 *U*	240 *U*	210 *U*	340 *U*
2,4-Dinitrophenol	µg/kg	1,000 *UJ*	1,200 *UJ*	11,000 *UJ*	10,000 *UJ*	1,100 *U*	1,200 *U*	1,000 *UJ*	1,700 *U*
2,4-Dinitrotoluene	µg/kg	200 *U*	250 *U*	2,100 *U*	2,000 *U*	230 *U*	240 *U*	210 *UJ*	340 *U*
2,6-Dinitrotoluene	µg/kg	200 *U*	250 *U*	2,100 *U*	2,000 *U*	230 *U*	240 *U*	210 *U*	340 *U*
2-Chloronaphthalene	µg/kg	39 *U*	48 *U*	410 *U*	390 *U*	44 *U*	46 *U*	40 *U*	65 *U*
2-Chlorophenol	µg/kg	39 *U*	48 *UJ*	410 *U*	390 *U*	44 *U*	46 *U*	40 *U*	65 *U*
2-Methyl-4,6-dinitrophenol	µg/kg	1,000 *U*	1,200 *UJ*	11,000 *U*	10,000 *U*	1,100 *U*	1,200 *U*	1,000 *UJ*	1,700 *U*
2-Methylnaphthalene	µg/kg	39 *U*	48 *U*	410 *U*	780	44 *U*	46 *U*	40 *U*	65 *U*
2-Methylphenol	µg/kg	39 *U*	48 *UJ*	410 *U*	390 *U*	44 *U*	46 *U*	40 *U*	65 *U*
4-Methylphenol	µg/kg	39 *U*	48 *UJ*	410 *U*	390 *U*	44 *U*	46 *U*	40 *U*	65 *U*
2-Nitroaniline	µg/kg	79 *U*	98 *U*	840 *U*	790 *U*	90 *U*	93 *U*	82 *UJ*	130 *U*
3-Nitroaniline	µg/kg	1,000 *U*	1,200 *U*	11,000 *U*	10,000 *U*	1,100 *U*	1,200 *U*	1,000 *U*	1,700 *U*
4-Nitroaniline	µg/kg	1,000 *U*	1,200 *U*	11,000 *U*	10,000 *U*	1,100 *U*	1,200 *U*	1,000 *U*	1,700 *U*
2-Nitrophenol	µg/kg	200 *U*	250 *UJ*	2,100 *U*	2,000 *U*	230 *U*	240 *U*	210 *U*	340 *U*
4-Nitrophenol	µg/kg	1,000 *U*	1,200 *UJ*	11,000 *U*	10,000 *U*	1,100 *U*	1,200 *U*	1,000 *U*	1,700 *U*
3,3-Dichlorobenzidine	µg/kg	39 *UJ*	48 *UJ*	410 *UJ*	390 *UJ*	44 *U*	46 *U*	40 *U*	65 *U*
4-Bromophenyl-phenyl ether	µg/kg	39 *U*	48 *U*	410 *U*	390 *U*	44 *U*	46 *U*	40 *U*	65 *U*
4-Chloro-3-methylphenol	µg/kg	200 *U*	250 *UJ*	2,100 *U*	2,000 *U*	230 *U*	240 *U*	210 *U*	340 *U*
4-Chloroaniline	µg/kg	39 *UJ*	48 *UJ*	410 *UJ*	390 *UJ*	44 *U*	46 *U*	40 *U*	65 *U*
4-Chlorophenyl-phenyl ether	µg/kg	39 *U*	48 *U*	410 *U*	390 *U*	44 *U*	46 *U*	40 *U*	65 *U*
Acenaphthene	µg/kg	39 *U*	48 *U*	410 *U*	1,300	44 *U*	61	78	65 *U*
Acenaphthylene	µg/kg	39 *U*	340	590	1,200	80	160	79	160
Anthracene	µg/kg	39 *U*	220	780	3,600	120	260	230	250

Table A-5A. (cont.)

	Survey:	ONON2A	ONON2A	ONON2A	ONON2A	ONON2A	ONON2A	ONON2A	ONON2A
	Sample Number:	WS0025	WS0026	WS0027	WS0028	WS0029	WS0030	WS0031	WS0032
	Station ID:	S387	S387	S388	S388	S389	S389	S390	S390
	Duplicates:								
	Date:	8/12/2000	8/12/2000	8/12/2000	8/12/2000	8/13/2000	8/13/2000	8/13/2000	8/13/2000
	Depth (cm):	0 - 15	15 - 30	0 - 15	15 - 30	0 - 15	15 - 30	0 - 15	15 - 30
Chemical	**Units**								
Benz(a)anthracene	µg/kg	39 *U*	48 *U*	1,800	7,500	340	590	580	790
Benzo(a)pyrene	µg/kg	39 *U*	48 *U*	2,000	7,100	360	660	610	830
Benzo(b)fluoranthene	µg/kg	39 *U*	48 *U*	1,400	4,900	320	420	410	610
Benzo(g,h,i)perylene	µg/kg	39 *U*	48 *U*	910	4,800	260	450	340	570
Benzo(k)fluoranthene	µg/kg	39 *U*	48 *U*	1,700	5,700	340	450	490	650
Benzyl Alcohol	µg/kg	200 *U*	250 *U*	2,100 *U*	2,000 *U*	230 *U*	240 *U*	210 *U*	340 *U*
Bis(2-chloroethoxy)methane	µg/kg	39 *U*	48 *U*	410 *U*	390 *U*	44 *U*	46 *U*	40 *U*	65 *U*
Bis(2-chloroethyl)ether	µg/kg	39 *U*	48 *U*	410 *U*	390 *U*	44 *U*	46 *U*	40 *U*	65 *U*
Bis(2-ethylhexyl)phthalate	µg/kg	71 *U*	110 *U*	410 *U*	390 *U*	470	120	170 *UJ*	65 *U*
Butylbenzylphthalate	µg/kg	39 *U*	48 *U*	410 *U*	390 *U*	44 *U*	46 *U*	40 *U*	65 *U*
Carbazole	µg/kg	39 *U*	48 *U*	410 *U*	1,600	44 *U*	89	89	78
Chrysene	µg/kg	39 *U*	48 *U*	2,000	7,600	400	700	570	850
Dibenz(a,h)anthracene	µg/kg	39 *U*	48 *U*	410 *U*	390 *U*	90	160	130	210
Dibenzofuran	µg/kg	39 *U*	48 *U*	410 *U*	990	44 *U*	46 *U*	46	65 *U*
Diethylphthalate	µg/kg	39 *U*	48 *U*	410 *U*	390 *U*	44 *U*	46 *U*	40 *U*	65 *U*
Dimethylphthalate	µg/kg	39 *U*	48 *U*	410 *U*	390 *U*	44 *U*	46 *U*	40 *U*	65 *U*
Di-n-butylphthalate	µg/kg	39 *U*	48 *U*	410 *U*	390 *U*	44 *U*	46 *U*	130 *UJ*	120
Di-n-octylphthalate	µg/kg	39 *U*	48 *U*	410 *U*	390 *U*	44 *U*	46 *U*	40 *U*	65 *U*
Fluoranthene	µg/kg	39 *U*	120	3,200	16,000	730	1,300	1,100	1,300
Fluorene	µg/kg	39 *U*	110	410 *U*	390 *U*	44 *U*	46 *U*	82	73
Hexachlorobenzene (GC/ECD)	µg/kg	2.69	2.21	31.2	46.6	3.53	3.51 *J*	4.35	18.5 *J*
Hexachlorobenzene (GC/MS)	µg/kg	39 *U*	48 *U*	410 *U*	390 *U*	44 *U*	46 *U*	40 *U*	65 *U*
Final HCB Value	µg/kg	2.69 *J*	2.21 *J*	31.2 *J*	46.6 *J*	3.53 *J*	3.51 *J*	4.35 *J*	18.5 *J*
Hexachlorobutadiene	µg/kg	39 *U*	48 *U*	410 *U*	390 *U*	44 *U*	46 *U*	40 *U*	65 *U*
Hexachlorocyclopentadiene	µg/kg	200 *UJ*	250 *UJ*	2,100 *UJ*	2,000 *UJ*	230 *U*	240 *U*	210 *U*	340 *U*
Hexachloroethane	µg/kg	39 *U*	48 *U*	410 *U*	390 *U*	44 *U*	46 *U*	40 *U*	65 *U*
Indeno(1,2,3-cd)pyrene	µg/kg	39 *U*	48 *U*	1,600	4,500	190	370	330	490
Isophorone	µg/kg	39 *U*	48 *U*	410 *U*	390 *U*	44 *U*	46 *U*	40 *U*	65 *U*
Naphthalene	µg/kg	39 *U*	48 *U*	410 *U*	1,900	44 *U*	52	40 *U*	65 *U*
Nitrobenzene	µg/kg	39 *U*	48 *U*	410 *U*	390 *U*	44 *U*	46 *U*	40 *U*	65 *U*
N-Nitrosodimethylamine	µg/kg	200 *U*	250 *U*	2,100 *U*	2,000 *U*	230 *U*	240 *U*	210 *U*	340 *U*
N-nitroso-di-n-propylamine	µg/kg	39 *U*	48 *U*	410 *U*	390 *U*	44 *U*	46 *U*	40 *U*	65 *U*

Table A-5A. (cont.)

	Survey:	ONON2A	ONON2A	ONON2A	ONON2A	ONON2A	ONON2A	ONON2A	ONON2A
	Sample Number:	WS0025	WS0026	WS0027	WS0028	WS0029	WS0030	WS0031	WS0032
	Station ID:	S387	S387	S388	S388	S389	S389	S390	S390
	Duplicates:								
	Date:	8/12/2000	8/12/2000	8/12/2000	8/12/2000	8/13/2000	8/13/2000	8/13/2000	8/13/2000
	Depth (cm):	0 - 15	15 - 30	0 - 15	15 - 30	0 - 15	15 - 30	0 - 15	15 - 30
Chemical	**Units**								
N-Nitrosodiphenylamine	µg/kg	39 *U*	48 *U*	410 *U*	390 *U*	44 *U*	46 *U*	40 *U*	65 *U*
Pentachlorophenol	µg/kg	1,000 *U*	1,200 *UJ*	11,000 *U*	10,000 *U*	1,100 *U*	1,200 *U*	1,000 *U*	1,700 *U*
Phenanthrene	µg/kg	39 *U*	88	1,900	13,000	240	1,000	800	870
Phenol	µg/kg	39 *U*	48 *UJ*	410 *U*	390 *U*	44 *U*	46 *U*	40 *U*	65 *U*
Pyrene	µg/kg	39 *U*	48 *U*	2,600	11,000	630	1,100	890	1,200
Pesticides									
4,4'-DDD	µg/kg	1.07 *UJ*	1.09 *UJ*	1.09 *UJ*	1.07 *UJ*	1.96 *J*	*R*	1.43 *J*	8.27 *J*
4,4'-DDE	µg/kg	2.59 *J*	1.09 *UJ*	1.32 *J*	*R*	*R*	7.43 *J*	2.32 *J*	*R*
4,4'-DDT	µg/kg	2.07 *J*	3.12 *J*	3.87 *J*	11.9 *J*	5.78 *J*	8.75 *J*	5.9 *J*	24.7 *J*
Aldrin	µg/kg	1.07 *U*	1.09 *U*	1.09 *U*	*R*	*R*	*R*	1.05 *UJ*	*R*
alpha-BHC	µg/kg	1.07 *UJ*	1.09 *UJ*	1.09 *UJ*	1.07 *UJ*	1.05 *UJ*	*R*	1.05 *UJ*	5.7 *J*
beta-BHC	µg/kg	1.07 *UJ*	1.09 *UJ*	1.09 *UJ*	2.06 *J*	1.05 *UJ*	2.49 *J*	1.05 *UJ*	1.08 *UJ*
gamma-BHC (Lindane)	µg/kg	1.07 *UJ*	1.09 *UJ*	1.09 *UJ*	1.07 *UJ*	1.05 *UJ*	*R*	1.05 *UJ*	1.08 *UJ*
delta-BHC	µg/kg	*R*	*R*	*R*	*R*	*R*	*R*	1.72 *J*	5.01 *J*
Dieldrin	µg/kg	2.63 *J*	3.7 *J*	4.97 *J*	*R*	3.22 *J*	3.86 *J*	1.05 *UJ*	20.6 *J*
Endosulfan I	µg/kg	1.07 *UJ*	1.09 *UJ*	1.09 *UJ*	1.07 *UJ*	1.05 *UJ*	1.05 *UJ*	1.05 *UJ*	1.08 *UJ*
Endosulfan II	µg/kg	1.07 *UJ*	1.09 *UJ*	1.09 *UJ*	*R*	*R*	*R*	*R*	*R*
Endosulfan sulfate	µg/kg	*R*	6.15 *J*	*R*	*R*	*R*	*R*	*R*	*R*
Endrin aldehyde	µg/kg	2.13 *J*	2.51 *J*	1.09 *UJ*	1.07 *UJ*	1.05 *UJ*	*R*	1.05 *UJ*	1.08 *UJ*
Endrin ketone	µg/kg	1.07 *UJ*	1.09 *UJ*	1.09 *UJ*	1.07 *UJ*	1.05 *UJ*	*R*	1.05 *UJ*	1.08 *UJ*
Endrin	µg/kg	1.07 *UJ*	1.68 *J*	1.09 *UJ*	2.89 *J*	1.05 *UJ*	2.61 *J*	1.05 *UJ*	5.17 *J*
Heptachlor epoxide	µg/kg	2.19 *J*	*R*	*R*	1.07 *UJ*	4.97 *J*	*R*	2.65 *J*	11 *J*
Heptachlor	µg/kg	1.07 *U*	1.09 *U*	1.09 *U*	1.07 *U*	1.05 *U*	1.05 *UJ*	1.05 *U*	1.08 *U*
Methoxychlor	µg/kg	1.07 *UJ*	*R*	1.09 *UJ*	8.71 *J*	1.05 *UJ*	1.05 *UJ*	1.05 *UJ*	*R*
Toxaphene	µg/kg	107 *UJ*	109 *UJ*	109 *UJ*	107 *UJ*	105 *UJ*	105 *UJ*	105 *UJ*	108 *UJ*
alpha-Chlordane	µg/kg	1.07 *UJ*	1.09 *UJ*	1.09 *UJ*	*R*	2.99 *J*	4.91 *J*	3.19 *J*	12.4 *J*
gamma-Chlordane	µg/kg	*R*	1.53 *J*	2.29 *J*	6.28 *J*	5.52 *J*	7.87 *J*	4.24 *J*	15 *J*
Total Chlordane[2]	µg/kg	1.07 UJ	1.53 *J*	2.29 *J*	6.28 *J*	8.51 *J*	12.78 *J*	7.43 *J*	27.4 *J*
PCBs									
Aroclor 1016	µg/kg	53.7 *U*	54.7 *U*	54.4 *UJ*	53.7 *U*	52.3 *U*	52.3 *U*	52.3 *U*	54.1 *U*
Aroclor 1221	µg/kg	53.7 *U*	54.7 *U*	54.4 *UJ*	53.7 *U*	52.3 *U*	52.3 *U*	52.3 *U*	54.1 *U*
Aroclor 1232	µg/kg	53.7 *U*	54.7 *U*	54.4 *UJ*	53.7 *U*	52.3 *U*	52.3 *U*	52.3 *U*	54.1 *U*

Table A-5A. (cont.)

	Survey:	ONON2A	ONON2A	ONON2A	ONON2A	ONON2A	ONON2A	ONON2A	ONON2A
	Sample Number:	WS0025	WS0026	WS0027	WS0028	WS0029	WS0030	WS0031	WS0032
	Station ID:	S387	S387	S388	S388	S389	S389	S390	S390
	Duplicates:								
	Date:	8/12/2000	8/12/2000	8/12/2000	8/12/2000	8/13/2000	8/13/2000	8/13/2000	8/13/2000
	Depth (cm):	0 - 15	15 - 30	0 - 15	15 - 30	0 - 15	15 - 30	0 - 15	15 - 30
Chemical	**Units**								
Aroclor 1242	µg/kg	16.3 *J*	13.7 *J*	66.3 *J*	108 *J*	17.8 *J*	41.1 *J*	21.3 *J*	537 *J*
Aroclor 1248	µg/kg	53.7 *U*	54.7 *U*	54.4 *UJ*	53.7 *U*	52.3 *U*	52.3 *U*	52.3 *U*	54.1 *U*
Aroclor 1254	µg/kg	42.4 *J*	58.7 *J*	127 *J*	248 *J*	100 *J*	129 *J*	125 *J*	719 *J*
Aroclor 1260	µg/kg	29.5 *J*	55.2 *J*	94.6 *J*	194 *J*	144 *J*	116 *UJ*	189 *J*	249 *J*
Aroclor 1268	µg/kg	53.7 *U*	54.7 *U*	54.4 *UJ*	53.7 *U*	52.3 *U*	52.3 *U*	52.3 *U*	54.1 *U*
Sum of PCBs	µg/kg	88.2	127.6	287.9	550	261.8	170.1	335.3	1505

Notes: [1] Sum of xylenes is a calculated quantity, not a direct measurement

[2] Total chlordane is a calculated quantity, not a direct measurement

HCB - Hexachlorobenzene

J - estimated

U - not detected at reported quantitation limit

R - rejected datum

Table A-5B. Southern Basin Wetland SYW-19 Sediment Sample Data (All Parameters)

	Survey:	ONON2A	ONON2A	ONON2A	ONON2A	ONON2A	ONON2A	ONON2A	ONON2A	ONON2A
	Sample Number:	WS0017	WS0018	WS0019	WS0020	WS0021	WS0033	WS0022	WS0023	WS0024
	Station ID:	S383	S383	S384	S384	S385	S385	S385	S386	S386
	Duplicates:					D1	D2			
	Date:	8/11/2000	8/11/2000	8/11/2000	8/11/2000	8/11/2000	8/11/2000	8/11/2000	8/11/2000	8/11/2000
	Depth (cm):	0 - 15	15 - 30	0 - 15	15 - 30	0 - 15	0 - 15	15 - 30	0 - 15	15 - 30
Chemical	**Units**									
Inorganics										
Aluminum	mg/kg	4,920	3,680	3,510	3,540	5,040	5,450	2,300	5,410	6,500
Antimony	mg/kg	0.64 *J*	0.83 *J*	0.55 *J*	0.59 *J*	1.3 *J*	0.89 *J*	5.5 *J*	0.32 *UJ*	0.43 *J*
Arsenic	mg/kg	6.8	7.0	4.9	4.6	7.1	10.1	8.5	7.8	9.3
Barium	mg/kg	273 *J*	263 *J*	176 *J*	274 *J*	370 *J*	410 *J*	161 *J*	369 *J*	655 *J*
Beryllium	mg/kg	0.46	0.44	0.63	0.35	0.51	0.58	0.25	0.47	0.49
Cadmium	mg/kg	1.3	4.6	0.84	0.85	1.9	2.6	3.1	0.73	0.67
Calcium	mg/kg	218,000	283,000	152,000	233,000	164,000	229,000	302,000	231,000	242,000
Chromium	mg/kg	42.7	97.9	33.7	59.5	49	60.2	48	40	14.5
Cobalt	mg/kg	5.0	4.2	3.1	5.0	4.3	4.8	2.8	4.6	4.0
Copper	mg/kg	53	62.9	45	59.8	63.8	84.7	69	167	89
Cyanide	mg/kg	0.87 *U*	0.86 *U*	1.1 *U*	0.93 *U*	0.89 *U*	0.96 *U*	0.82 *U*	0.85 *U*	0.66 *U*
Iron	mg/kg	11,700	8,940	9,040	9,840	10,800	12,700	3,810	9,420	11,400
Lead	mg/kg	90.8 *J*	276 *J*	92.4 *J*	103 *J*	244 *J*	274 *J*	376 *J*	30.4 *J*	21.8 *J*
Magnesium	mg/kg	7,930	5,220	5,450	8,240	7,770	7,650	3,420	8,810	12,800
Manganese	mg/kg	290	276	175	268	140	185	143	303	299
Mercury	mg/kg	11.4	15.4	17.9	11.1	18	32.1	60.2	4.8	8.5
Nickel	mg/kg	32.5	44.7	23.4	26.2	39.2	48.6	44.5	26.8	23.6
Potassium	mg/kg	832	415	420	499	909	972	138	882	927
Selenium	mg/kg	1.3	1.2	1.6	1.1	1.6	1.8	1.3	1.1	0.81
Silver	mg/kg	0.25	0.74	0.21	0.59	1.1	1.4	1.4	0.15	0.099 *U*
Sodium	mg/kg	1,230 *J*	1,590 *J*	1,300 *J*	3,870 *J*	1,390 *J*	1,780 *J*	3,390 *J*	1,400 *J*	1,300 *J*
Thallium	mg/kg	0.86 *U*	0.84 *U*	1.1 *U*	0.91 *U*	0.88 *U*	0.94 *U*	0.8 *U*	0.83 *U*	0.64 *U*
Vanadium	mg/kg	11	9.3	12.4	12.8	12.7	13.4	6.2	12.9	11.8
Zinc	mg/kg	138	192	110	152	111	127	138	89	65.2
Volatile Organic Compounds										
1,1,1-Trichloroethane	µg/kg	9.2 *U*	8.8 *UJ*	15 *UJ*	9.1 *UJ*	9.7 *UJ*	9.8 *U*	8 *UJ*	8.3 *U*	6.9 *U*
1,1,2,2-Tetrachloroethane	µg/kg	9.2 *U*	8.8 *UJ*	15 *UJ*	9.1 *UJ*	9.7 *UJ*	9.8 *U*	8 *UJ*	8.3 *U*	6.9 *U*
1,1,2-Trichloroethane	µg/kg	9.2 *U*	8.8 *UJ*	15 *UJ*	9.1 *UJ*	9.7 *UJ*	9.8 *U*	8 *UJ*	8.3 *U*	6.9 *U*
1,1-Dichloroethane	µg/kg	9.2 *U*	8.8 *UJ*	15 *UJ*	9.1 *UJ*	9.7 *UJ*	9.8 *U*	8 *UJ*	8.3 *U*	6.9 *U*
1,1-Dichloroethene	µg/kg	9.2 *U*	8.8 *UJ*	15 *UJ*	9.1 *UJ*	9.7 *UJ*	9.8 *U*	8 *UJ*	8.3 *U*	6.9 *U*
1,2-Dichloroethane	µg/kg	9.2 *U*	8.8 *UJ*	15 *UJ*	9.1 *UJ*	9.7 *UJ*	9.8 *U*	8 *UJ*	8.3 *U*	6.9 *U*

Table A-5B. (cont.)

	Survey:	ONON2A	ONON2A	ONON2A	ONON2A	ONON2A	ONON2A	ONON2A	ONON2A	ONON2A
	Sample Number:	WS0017	WS0018	WS0019	WS0020	WS0021	WS0033	WS0022	WS0023	WS0024
	Station ID:	S383	S383	S384	S384	S385	S385	S385	S386	S386
	Duplicates:					D1	D2			
	Date:	8/11/2000	8/11/2000	8/11/2000	8/11/2000	8/11/2000	8/11/2000	8/11/2000	8/11/2000	8/11/2000
	Depth (cm):	0 - 15	15 - 30	0 - 15	15 - 30	0 - 15	0 - 15	15 - 30	0 - 15	15 - 30
Chemical	**Units**									
1,2-Dichloropropane	µg/kg	9.2 *U*	8.8 *UJ*	15 *UJ*	9.1 *UJ*	9.7 *UJ*	9.8 *U*	8 *UJ*	8.3 *U*	6.9 *U*
2-Butanone	µg/kg	5.7 *J*	47 *J*	4.2 *J*	51 *J*	19 *UJ*	20 *U*	35 *J*	5.5	17
2-Hexanone	µg/kg	18 *U*	18 *UJ*	30 *UJ*	18 *UJ*	19 *UJ*	20 *U*	16 *UJ*	17 *U*	14 *U*
4-Methyl-2-pentanone	µg/kg	18 *U*	18 *UJ*	30 *UJ*	18 *UJ*	19 *UJ*	20 *U*	16 *UJ*	17 *U*	14 *U*
Acetone	µg/kg	20 *U*	230 *J*	63 *UJ*	240 *J*	20 *UJ*	39 *U*	110 *UJ*	46 *U*	83 *U*
Benzene	µg/kg	3.9 *J*	35 *J*	60 *J*	160 *J*	4.5 *J*	4.9	27 *J*	8.3 *U*	6.9 *U*
Bromodichloromethane	µg/kg	9.2 *U*	8.8 *UJ*	15 *UJ*	9.1 *UJ*	9.7 *UJ*	9.8 *U*	8 *UJ*	8.3 *U*	6.9 *U*
Bromoform	µg/kg	9.2 *U*	8.8 *UJ*	15 *UJ*	9.1 *UJ*	9.7 *UJ*	9.8 *U*	8 *UJ*	8.3 *U*	6.9 *U*
Bromomethane	µg/kg	9.2 *U*	8.8 *UJ*	15 *UJ*	9.1 *UJ*	9.7 *UJ*	9.8 *U*	8 *UJ*	8.3 *U*	6.9 *U*
Carbon disulfide	µg/kg	18 *U*	2.8 *J*	30 *UJ*	8.4 *J*	19 *UJ*	20 *U*	7.4 *J*	17 *U*	14 *U*
Carbon tetrachloride	µg/kg	9.2 *U*	8.8 *UJ*	15 *UJ*	9.1 *UJ*	9.7 *UJ*	9.8 *U*	8 *UJ*	8.3 *U*	6.9 *U*
Chlorobenzene	µg/kg	110	540	600	3,500	80 *J*	74		10 *J*	39
Chloroethane	µg/kg	9.2 *U*	8.8 *UJ*	15 *UJ*	9.1 *UJ*	9.7 *UJ*	9.8 *U*	8 *UJ*	8.3 *U*	6.9 *U*
Chloroform	µg/kg	9.2 *U*	8.8 *UJ*	15 *UJ*	9.1 *UJ*	9.7 *UJ*	9.8 *U*	8 *UJ*	8.3 *U*	6.9 *U*
Chloromethane	µg/kg	9.2 *U*	8.8 *UJ*	15 *UJ*	9.1 *UJ*	9.7 *UJ*	9.8 *U*	8 *UJ*	8.3 *U*	6.9 *U*
cis-1,2-Dichloroethene	µg/kg	9.2 *U*	8.8 *UJ*	15 *UJ*	2 *J*	9.7 *UJ*	9.8 *U*	8 *UJ*	8.3 *U*	6.9 *U*
trans-1,2-Dichloroethene	µg/kg	9.2 *U*	8.8 *UJ*	15 *UJ*	9.1 *UJ*	9.7 *UJ*	9.8 *U*	8 *UJ*	8.3 *U*	6.9 *U*
cis-1,3-Dichloropropene	µg/kg	9.2 *U*	8.8 *UJ*	15 *UJ*	9.1 *UJ*	9.7 *UJ*	9.8 *U*	8 *UJ*	8.3 *U*	6.9 *U*
trans-1,3-Dichloropropene	µg/kg	9.2 *U*	8.8 *UJ*	15 *UJ*	9.1 *UJ*	9.7 *UJ*	9.8 *U*	8 *UJ*	8.3 *U*	6.9 *U*
Dibromochloromethane	µg/kg	9.2 *U*	8.8 *UJ*	15 *UJ*	9.1 *UJ*	9.7 *UJ*	9.8 *U*	8 *UJ*	8.3 *U*	6.9 *U*
Ethylbenzene	µg/kg	7 *J*	12 *J*	24 *J*	62 *J*	9.3 *J*	9.8 *U*	18 *J*	8.3 *U*	6.9 *U*
Methylene chloride	µg/kg	9.2 *U*	8.8 *UJ*	15 *UJ*	9.1 *UJ*	9.7 *UJ*	9.8 *U*	8 *UJ*	8.3 *U*	6.9 *U*
Styrene	µg/kg	9.2 *U*	2.8 *J*	15 *UJ*	9.1 *UJ*	6.4 *J*	9.8 *U*	4.5 *J*	8.3 *U*	6.9 *U*
Tetrachloroethene	µg/kg	9.2 *U*	8.8 *UJ*	15 *UJ*	9.1 *UJ*	9.7 *UJ*	9.8 *U*	8 *UJ*	8.3 *U*	6.9 *U*
Toluene	µg/kg	9.2 *U*	18 *UJ*	39 *UJ*	20 *UJ*	9.7 *UJ*	9.8 *U*	18 *UJ*	8.3 *U*	6.9 *U*
Trichloroethene	µg/kg	9.2 *U*	8.8 *UJ*	15 *UJ*	9.1 *UJ*	9.7 *UJ*	9.8 *U*	8 *UJ*	8.3 *U*	6.9 *U*
Vinyl chloride	µg/kg	9.2 *U*	8.8 *UJ*	15 *UJ*	9.1 *UJ*	9.7 *UJ*	9.8 *U*	8 *UJ*	8.3 *U*	6.9 *U*
Xylene (m,p)	µg/kg	9.2 *U*	26 *UJ*	36 *UJ*	100 *J*	9.7 *UJ*	9.8 *U*	32 *UJ*	8.3 *U*	6.9 *U*
Xylene (o)	µg/kg	9.2 *U*	8.8 *UJ*	15 *UJ*	26 *J*	9.7 *UJ*	9.8 *U*	8 *UJ*	8.3 *U*	6.9 *U*
Sum of Xylenes [1]	µg/kg	9.2 *U*	17.4 *UJ*	25.5 *UJ*	126 *J*	9.7 *UJ*	9.8 *U*	20 *UJ*	8.3 *U*	6.9 *U*

Table A-5B. (cont.)

	Survey:	ONON2A	ONON2A	ONON2A	ONON2A	ONON2A	ONON2A	ONON2A	ONON2A	ONON2A
	Sample Number:	WS0017	WS0018	WS0019	WS0020	WS0021	WS0033	WS0022	WS0023	WS0024
	Station ID:	S383	S383	S384	S384	S385	S385	S385	S386	S386
	Duplicates:					D1	D2			
	Date:	8/11/2000	8/11/2000	8/11/2000	8/11/2000	8/11/2000	8/11/2000	8/11/2000	8/11/2000	8/11/2000
	Depth (cm):	0 - 15	15 - 30	0 - 15	15 - 30	0 - 15	0 - 15	15 - 30	0 - 15	15 - 30
Chemical	**Units**									
Semivolatile Organic Compounds										
1,2,4-Trichlorobenzene	µg/kg	1,400	6,100	3,200	2,800	3,900	9,200	18,000	200 *J*	160
1,2-Dichlorobenzene	µg/kg	2,100	5,800	4,900	3,600	3,000	5,800	3,000	610 *J*	450
1,3-Dichlorobenzene	µg/kg	410	1,200	830 *U*	780	660	2,100	6,200	62 *J*	140
1,4-Dichlorobenzene	µg/kg	4,500	10,000	9,800	8,000	4,900	11,000	5,700	920 *J*	1,300
2,2'-Oxybis(1-chloropropane)	µg/kg	120 *U*	600 *U*	830 *U*	580 *U*	310 *U*	270 *UJ*	420 *U*	54 *UJ*	49 *U*
2,4,5-Trichlorophenol	µg/kg	590 *U*	3,100 *U*	4,300 *U*	3,000 *U*	1,600 *U*	1,400 *U*	2,200 *U*	280 *UJ*	250 *U*
2,4,6-Trichlorophenol	µg/kg	590 *U*	3,100 *U*	4,300 *U*	3,000 *U*	1,600 *U*	1,400 *U*	2,200 *U*	280 *UJ*	250 *U*
2,4-Dichlorophenol	µg/kg	590 *U*	3,100 *U*	4,300 *U*	3,000 *U*	1,600 *U*	1,400 *U*	2,200 *U*	280 *UJ*	250 *U*
2,4-Dimethylphenol	µg/kg	590 *U*	3,100 *U*	4,300 *U*	3,000 *U*	1,600 *U*	1,400 *U*	2,200 *U*	280 *UJ*	250 *U*
2,4-Dinitrophenol	µg/kg	3,000 *U*	15,000 *U*	21,000 *U*	15,000 *U*	7,900 *U*	7,100 *U*	11,000 *U*	1,400 *UJ*	1,300 *UJ*
2,4-Dinitrotoluene	µg/kg	590 *U*	3,100 *U*	4,300 *U*	3,000 *U*	1,600 *U*	1,400 *U*	2,200 *U*	280 *UJ*	250 *U*
2,6-Dinitrotoluene	µg/kg	590 *U*	3,100 *U*	4,300 *U*	3,000 *U*	1,600 *U*	1,400 *U*	2,200 *U*	280 *UJ*	250 *U*
2-Chloronaphthalene	µg/kg	120 *U*	600 *U*	830 *U*	580 *U*	310 *U*	270 *U*	420 *U*	54 *UJ*	49 *U*
2-Chlorophenol	µg/kg	120 *U*	600 *U*	830 *U*	580 *U*	310 *U*	270 *U*	420 *U*	54 *UJ*	49 *U*
2-Methyl-4,6-dinitrophenol	µg/kg	3,000 *U*	15,000 *U*	21,000 *U*	15,000 *U*	7,900 *U*	7,100 *U*	11,000 *U*	1,400 *UJ*	1,300 *U*
2-Methylnaphthalene	µg/kg	330	720	1,300	830	320	510	420 *U*	54 *UJ*	49 *U*
2-Methylphenol	µg/kg	120 *U*	600 *U*	830 *U*	580 *U*	310 *U*	270 *U*	420 *U*	54 *UJ*	49 *U*
4-Methylphenol	µg/kg	130	600 *U*	830 *U*	580 *U*	310 *U*	1,000	420 *U*	54 *UJ*	49 *U*
2-Nitroaniline	µg/kg	230 *U*	1,200 *U*	1,700 *U*	1,200 *U*	620 *U*	560 *U*	860 *U*	110 *UJ*	100 *U*
3-Nitroaniline	µg/kg	3,000 *U*	15,000 *U*	21,000 *U*	15,000 *U*	7,900 *U*	7,100 *U*	11,000 *U*	1,400 *UJ*	1,300 *U*
4-Nitroaniline	µg/kg	3,000 *U*	15,000 *U*	21,000 *U*	15,000 *U*	7,900 *U*	7,100 *U*	11,000 *U*	1,400 *UJ*	1,300 *U*
2-Nitrophenol	µg/kg	590 *U*	3,100 *U*	4,300 *U*	3,000 *U*	1,600 *U*	1,400 *U*	2,200 *U*	280 *UJ*	250 *U*
4-Nitrophenol	µg/kg	3,000 *U*	15,000 *U*	21,000 *U*	15,000 *U*	7,900 *U*	7,100 *U*	11,000 *U*	1,400 *UJ*	1,300 *U*
3,3-Dichlorobenzidine	µg/kg	120 *UJ*	600 *UJ*	830 *UJ*	580 *UJ*	310 *UJ*	270 *UJ*	420 *UJ*	54 *UJ*	49 *UJ*
4-Bromophenyl-phenyl ether	µg/kg	120 *U*	600 *U*	830 *U*	580 *U*	310 *U*	270 *U*	420 *U*	54 *UJ*	49 *U*
4-Chloro-3-methylphenol	µg/kg	590 *U*	3,100 *U*	4,300 *U*	3,000 *U*	1,600 *U*	1,400 *U*	2,200 *U*	280 *UJ*	250 *U*
4-Chloroaniline	µg/kg	120 *UJ*	600 *UJ*	830 *UJ*	580 *UJ*	310 *UJ*	270 *UJ*	420 *UJ*	54 *UJ*	49 *UJ*
4-Chlorophenyl-phenyl ether	µg/kg	120 *U*	600 *U*	830 *U*	580 *U*	310 *U*	270 *U*	420 *U*	54 *UJ*	49 *U*
Acenaphthene	µg/kg	340	1,900	2,500	1,300	330	270 *U*	1,600	54 *UJ*	49 *U*
Acenaphthylene	µg/kg	630	1,700	1,900	1,500	910	1,600	1,500	170 *J*	250
Anthracene	µg/kg	2,400	6,500	10,000	6,300	2,800	270 *U*	420 *U*	300 *J*	380

Table A-5B. (cont.)

	Survey:	ONON2A	ONON2A	ONON2A	ONON2A	ONON2A	ONON2A	ONON2A	ONON2A	ONON2A
	Sample Number:	WS0017	WS0018	WS0019	WS0020	WS0021	WS0033	WS0022	WS0023	WS0024
	Station ID:	S383	S383	S384	S384	S385	S385	S385	S386	S386
	Duplicates:					D1	D2			
	Date:	8/11/2000	8/11/2000	8/11/2000	8/11/2000	8/11/2000	8/11/2000	8/11/2000	8/11/2000	8/11/2000
	Depth (cm):	0 - 15	15 - 30	0 - 15	15 - 30	0 - 15	0 - 15	15 - 30	0 - 15	15 - 30
Chemical	**Units**									
Benz(a)anthracene	µg/kg	2,800	11,000	14,000	8,700	2,800	1,800 *J*	4,100	160 *J*	560
Benzo(a)pyrene	µg/kg	3,000	11,000	13,000	7,800	3,100	3,100 *J*	9,200	180 *J*	530
Benzo(b)fluoranthene	µg/kg	2,900	8,300	11,000	7,100	3,100	3,900 *J*	10,000	220 *J*	520
Benzo(g,h,i)perylene	µg/kg	1,900	6,200	6,800	4,400	2,100	1,500 *J*	6,800	160 *J*	370
Benzo(k)fluoranthene	µg/kg	2,700	8,200	10,000	5,900	3,300	3,500 *J*	9,000	200 *J*	450
Benzyl alcohol	µg/kg	590 *U*	3,100 *U*	4,300 *U*	3,000 *U*	1,600 *U*	1,400 *U*	2,200 *U*	280 *UJ*	250 *U*
Bis(2-chloroethoxy)methane	µg/kg	120 *U*	600 *U*	830 *U*	580 *U*	310 *U*	270 *U*	420 *U*	54 *UJ*	49 *U*
Bis(2-chloroethyl)ether	µg/kg	120 *U*	600 *U*	830 *U*	580 *U*	310 *U*	270 *U*	420 *U*	54 *UJ*	49 *U*
Bis(2-ethylhexyl)phthalate	µg/kg	890 *J*	600 *U*	1,800 *J*	1,800 *J*	610 *J*	270 *U*	420 *U*	1,800 *J*	49 *U*
Butylbenzylphthalate	µg/kg	120 *U*	600 *U*	830 *U*	580 *U*	310 *U*	270 *U*	420 *U*	54 *UJ*	49 *U*
Carbazole	µg/kg	450	2,300	2,600	1,400	720	270 *U*	420 *U*	54 *UJ*	49 *U*
Chrysene	µg/kg	3,700	12,000	15,000	9,800	3,400	3,300 *J*	5,200	230 *J*	660
Dibenz(a,h)anthracene	µg/kg	800	2,800	3,100	2,200	950	270 *U*	3,300	66 *J*	200
Dibenzofuran	µg/kg	280	600 *U*	1,900	960	310 *U*	270 *U*	1,100	54 *UJ*	49 *U*
Diethylphthalate	µg/kg	120 *U*	600 *U*	830 *U*	580 *U*	310 *U*	270 *U*	420 *U*	54 *UJ*	49 *U*
Dimethylphthalate	µg/kg	120 *U*	600 *U*	830 *U*	580 *U*	310 *U*	270 *U*	420 *U*	54 *UJ*	49 *U*
Di-n-butylphthalate	µg/kg	120 *U*	600 *U*	830 *U*	580 *U*	310 *U*	270 *U*	420 *U*	54 *UJ*	49 *U*
Di-n-octylphthalate	µg/kg	120 *U*	600 *U*	830 *U*	580 *U*	310 *U*	270 *U*	420 *U*	54 *UJ*	49 *U*
Fluoranthene	µg/kg	7,800	28,000	33,000	20,000	7,000	7,600	16,000	330 *J*	700
Fluorene	µg/kg	410	600 *U*	2,700	1,400	360	270 *U*	1,500	54 *UJ*	49 *U*
Hexachlorobenzene (GC/ECD)	µg/kg	2,140 *J*	1,470 *J*	1,040 *J*	458	2,510 *J*	5,110	*R*	106 *J*	63.4 *J*
Hexachlorobenzene (GC/MS)	µg/kg	630	1000	830 *U*	580 *U*	1,800	12,000 *J*	420 *U*	54 *UJ*	49 *U*
Final HCB Value	µg/kg	1,385 *J*	1,235 *J*	935 [4]	458 *J*	2,155 *J*	8,555 *J*	420 *U*	80 [4]	56.2 [4]
Hexachlorobutadiene	µg/kg	120 *U*	600 *U*	830 *U*	580 *U*	310 *U*	270 *U*	420 *U*	54 *UJ*	49 *U*
Hexachlorocyclopentadiene	µg/kg	590 *U*	3,100 *U*	4,300 *U*	3,000 *U*	1,600 *U*	1,400 *U*	2,200 *U*	280 *UJ*	250 *U*
Hexachloroethane	µg/kg	120 *U*	600 *U*	830 *U*	580 *U*	310 *U*	270 *U*	420 *U*	54 *UJ*	49 *U*
Indeno(1,2,3-cd)pyrene	µg/kg	1,800	6,300	7,100	4,900	2,000	1,700 *J*	6,000	120 *J*	400
Isophorone	µg/kg	120 *U*	600 *U*	830 *U*	580 *U*	310 *U*	270 *U*	420 *U*	54 *UJ*	49 *U*
Naphthalene	µg/kg	2,000	2,400	5,000	5,100	1,700	3,600	2,100	340 *J*	660
Nitrobenzene	µg/kg	120 *U*	600 *U*	830 *U*	580 *U*	310 *U*	270 *U*	420 *U*	54 *UJ*	49 *U*
N-Nitrosodimethylamine	µg/kg	590 *U*	3,100 *U*	4,300 *U*	3,000 *U*	1,600 *U*	1,400 *U*	2,200 *U*	280 *UJ*	250 *U*
N-Nitroso-di-n-propylamine	µg/kg	120 *U*	600 *U*	830 *U*	580 *U*	310 *U*	270 *U*	420 *U*	54 *UJ*	49 *U*

Table A-5B. (cont.)

	Survey:	ONON2A	ONON2A	ONON2A	ONON2A	ONON2A	ONON2A	ONON2A	ONON2A	ONON2A
	Sample Number:	WS0017	WS0018	WS0019	WS0020	WS0021	WS0033	WS0022	WS0023	WS0024
	Station ID:	S383	S383	S384	S384	S385	S385	S385	S386	S386
	Duplicates:					D1	D2			
	Date:	8/11/2000	8/11/2000	8/11/2000	8/11/2000	8/11/2000	8/11/2000	8/11/2000	8/11/2000	8/11/2000
	Depth (cm):	0 - 15	15 - 30	0 - 15	15 - 30	0 - 15	0 - 15	15 - 30	0 - 15	15 - 30
Chemical	**Units**									
N-Nitrosodiphenylamine	µg/kg	120 *U*	600 *U*	830 *U*	580 *U*	310 *U*	270 *U*	420 *U*	54 *UJ*	49 *U*
Pentachlorophenol	µg/kg	3,000 *U*	15,000 *U*	21,000 *U*	15,000 *U*	7,900 *U*	7,100 *U*	11,000 *U*	1,400 *UJ*	1,300 *U*
Phenanthrene	µg/kg	3,700	20,000	22,000	11,000	4,100	4,700	13,000	190 *J*	230
Phenol	µg/kg	530	820	830 *U*	580 *U*	850	4,800	2,200	89 *J*	120
Pyrene	µg/kg	5,600	21,000	26,000	15,000	5,400	5,700 *J*	420 *U*	310 *J*	480
Pesticides										
4,4'-DDD	µg/kg	1.05 *UJ*	1.07 *UJ*	1.08 *UJ*	1.09 *UJ*	1.06 *UJ*	1.09 *UJ*	1.08 *UJ*	1.01 *UJ*	1.1 *UJ*
4,4'-DDE	µg/kg	*R*	*R*	*R*	16.3 *J*	7.84 *J*	26.4 *J*	8.04 *J*	4.85 *J*	3.41 *J*
4,4'-DDT	µg/kg	51 *J*	44.8 *J*	44 *J*	22.1 *J*	20.8 *J*	56.3 *J*	*R*	*R*	3.51 *J*
Aldrin	µg/kg	21 *J*	1.07 *UJ*	45.4 *J*	31.3 *J*	28.7 *J*	26.4 *J*	49.6 *J*	5.43 *UJ*	3.35 *J*
alpha-BHC	µg/kg	*R*	*R*	2.48 *J*	2.35 *J*	1.06 *UJ*	1.09 *UJ*	*R*	1.01 *UJ*	1.1 *UJ*
beta-BHC	µg/kg	1.05 *UJ*	1.07 *UJ*	1.08 *UJ*	1.09 *UJ*	10.7 *J*	1.09 *UJ*	1.08 *UJ*	1.71 *J*	1.1 *UJ*
delta-BHC	µg/kg	1.83 *J*	4.49 *J*	*R*	*R*	3.14 *J*	*R*	10.4 *J*	2.84 *J*	*R*
gamma-BHC (Lindane)	µg/kg	1.05 *UJ*	*R*	6.25 *J*	3.95 *J*	2.34 *J*	1.09 *UJ*	*R*	1.28 *J*	1.1 *UJ*
Dieldrin	µg/kg	20.1 *J*	38.5	21.6 *J*	16.7 *J*	22.2 *J*	25.9	13.5 *J*	4.12 *J*	2.04 *J*
Endosulfan I	µg/kg	1.05 *UJ*	1.07 *UJ*	10.9 *J*	1.09 *UJ*	7.85 *J*	9.82 *J*	1.08 *UJ*	1.01 *UJ*	1.1 *UJ*
Endosulfan II	µg/kg	1.05 *UJ*	1.07 *UJ*	*R*	1.09 *UJ*	1.06 *UJ*	1.09 *UJ*	*R*	1.01 *UJ*	1.1 *UJ*
Endosulfan sulfate	µg/kg	*R*	*R*	*R*	*R*	*R*	*R*	*R*	*R*	*R*
Endrin aldehyde	µg/kg	*R*	1.07 *UJ*	*R*	1.09 *UJ*	1.06 *UJ*	*R*	1.08 *UJ*	1.01 *UJ*	1.1 *UJ*
Endrin ketone	µg/kg	1.05 *UJ*	1.07 *UJ*	16.8 *J*	8.17 *J*	5.88 *J*	1.09 *UJ*	6.06 *J*	1.01 *UJ*	1.1 *UJ*
Endrin	µg/kg	1.05 *UJ*	13.3	1.08 *UJ*	1.09 *U*	*R*	1.09 *U*	1.08 *U*	1.01 *U*	1.1 *U*
Heptachlor epoxide	µg/kg	14.5 *J*	31.8 *J*	1.08 *UJ*	1.09 *U*	14.4 *J*	1.09 *U*	33.5	3.31	1.1 *U*
Heptachlor	µg/kg	1.05 *UJ*	1.07 *U*	1.08 *UJ*	1.09 *U*	1.06 *UJ*	1.09 *U*	1.08 *U*	1.01 *U*	1.1 *U*
Methoxychlor	µg/kg	1.05 *UJ*	1.07 *UJ*	1.08 *UJ*	1.09 *UJ*	1.06 *UJ*	1.09 *UJ*	11.6 *J*	*R*	1.1 *UJ*
Toxaphene	µg/kg	105 *UJ*	107 *UJ*	108 *UJ*	109 *UJ*	106 *UJ*	109 *UJ*	108 *UJ*	101 *UJ*	110 *UJ*
alpha-Chlordane	µg/kg	5.52 *J*	18.4 *J*	10.9 *J*	10.6 *J*	*R*	1.09 *UJ*	1.08 *UJ*	1.01 *UJ*	1.1 *UJ*
gamma-Chlordane	µg/kg	11.4 *J*	*R*	18.8 *J*	16.5 *J*	*R*	*R*	22.4 *J*	4.47 *J*	1.76 *J*
Total chlordane[2]	µg/kg	16.92 *J*	18.4 *J*	29.7 *J*	27.1 *J*	*R*	1.09 *UJ*	22.4 *J*	4.47 *J*	1.76 *J*
PCBs										
Aroclor 1016	µg/kg	52.5 *U*	53.4 *U*	54.2 *U*	54.7 *U*	52.8 *U*	54.7 *U*	54.2 *U*	52.7 *U*	54.9 *U*
Aroclor 1221	µg/kg	52.5 *U*	53.4 *U*	54.2 *U*	54.7 *U*	52.8 *U*	54.7 *U*	54.2 *U*	52.7 *U*	54.9 *U*
Aroclor 1232	µg/kg	52.5 *U*	53.4 *U*	54.2 *U*	54.7 *U*	52.8 *U*	54.7 *U*	54.2 *U*	52.7 *U*	54.9 *U*

Table A-5B. (cont.)

Survey:	ONON2A	ONON2A	ONON2A	ONON2A	ONON2A	ONON2A	ONON2A	ONON2A	ONON2A
Sample Number:	WS0017	WS0018	WS0019	WS0020	WS0021	WS0033	WS0022	WS0023	WS0024
Station ID:	S383	S383	S384	S384	S385	S385	S385	S386	S386
Duplicates:					D1	D2			
Date:	8/11/2000	8/11/2000	8/11/2000	8/11/2000	8/11/2000	8/11/2000	8/11/2000	8/11/2000	8/11/2000
Depth (cm):	0 - 15	15 - 30	0 - 15	15 - 30	0 - 15	0 - 15	15 - 30	0 - 15	15 - 30
Chemical	**Units**								
Aroclor 1242	µg/kg	308 *J*	201 *J*	541 *J*	350 *J*	111 *J*	447 *J*	1,130 *J*	49 *J*	68.8 *J*
Aroclor 1248	µg/kg	52.5 *U*	53.4 *U*	54.2 *U*	54.7 *U*	52.8 *U*	54.7 *U*	54.2 *U*	52.7 *U*	54.9 *U*
Aroclor 1254	µg/kg	483 *J*	750 *J*	372 *J*	273 *J*	419 *J*	473 *J*	492 *J*	52.7 *U*	50 *J*
Aroclor 1260	µg/kg	190 *J*	372 *J*	158 *J*	154 *J*	141 *J*	140 *J*	197 *J*	576 *J*	52.5 *J*
Aroclor 1268	µg/kg	52.5 *U*	53.4 *U*	54.2 *U*	54.7 *U*	52.8 *U*	54.7 *U*	54.2 *U*	52.7 *U*	54.9 *U*
Sum of PCBs	µg/kg	981	1,323	1,071	777	671	1,060	1,819	625	171.3
PCDD/PCDFs									
2,3,7,8-Tetrachlorodibenzodioxin	ng/kg	9.5	22.4	16.8	8.29	71.6	40.5	14.2	2.61	4.17
1,2,3,7,8-Pentachlorodibenzodioxin	ng/kg	55.8	114	102	37.3	455	241	57.6	11.4	22.7
1,2,3,4,7,8-Hexachlorodibenzodioxin	ng/kg	40.9	74.1	70.5	26.1	401	194	47.6	7.96	13.9
1,2,3,6,7,8-Hexachlorodibenzodioxin	ng/kg	110	204	177	76	860	443	115	21	42.7
1,2,3,7,8,9-Hexachlorodibenzodioxin	ng/kg	57.4	113	95.9	41.6	446	234	64.9	14.8	23.4
1,2,3,4,6,7,8-Heptachlorodibenzodioxin	ng/kg	408	664	561	298	2,070	1,160	374	71.3	96.1
Octachlorodibenzodioxin	ng/kg	1,470	2,190	1,720	1,100	2,700	2,020	688	250	109
Total tetrachlorodibenzodioxins	ng/kg	467	1,030	824	356	4,540	2,370	602	108	187
Total pentachlorodibenzodioxins	ng/kg	493	1,130	935	324	4,400	2,500	626	65.9	235
Total hexachlorodibenzodioxins	ng/kg	609	1,230	1,010	473	5,280	2,780	794	126	254
Total heptachlorodibenzodioxins	ng/kg	697	1,220	968	556	3,500	2,070	674	129	169
2,3,7,8-Tetrachlorodibenzofuran	ng/kg	281	446	442	476	1,070	688	605	137	146
1,2,3,7,8-Pentachlorodibenzofuran	ng/kg	138	206	224	265	553	397	637	51.6	55.6
2,3,4,7,8-Pentachlorodibenzofuran	ng/kg	243	476	477	559	726	695	623	156	121
1,2,3,4,7,8-Hexachlorodibenzofuran	ng/kg	214	347	332	490	506	421	1,180	72.1	64.1
1,2,3,6,7,8-Hexachlorodibenzofuran	ng/kg	67.4	94.1	98.6	155	147	119	350	16.3	16.8
1,2,3,7,8,9-Hexachlorodibenzofuran	ng/kg	6.13	7.18	9.08	10.7	12.8	9.95	23.6	2.51	2.72
2,3,4,6,7,8-Hexachlorodibenzofuran	ng/kg	21.6	31.4	33.2	40.8	49	37.6	87.9	8.1	6.83
1,2,3,4,6,7,8-Heptachlorodibenzofuran	ng/kg	151	207	216	329	391	283	721	53	47.6
1,2,3,4,7,8,9-Heptachlorodibenzofuran	ng/kg	43.6	54.5	63.7	88.2	83.9	65.6	240	24.1	16.8
Octachlorodibenzofuran	ng/kg	303	455	481	502	774	633	716	207	154
Total tetrachlorodibenzofurans	ng/kg	1,810	3,220	3,340	3,120	4,960	4,430	4,590	929	865
Total pentachlorodibenzofurans	ng/kg	1,080	1,870	1,910	2,220	3,280	2,930	3,600	605	542
Total hexachlorodibenzofurans	ng/kg	545	833	827	1,120	1,300	1,070	2,410	188	185
Total heptachlorodibenzofurans	ng/kg	300	413	430	598	718	539	1,270	121	92

Table A-5B. (cont.)

	Survey:	ONON2A	ONON2A	ONON2A	ONON2A	ONON2A	ONON2A	ONON2A	ONON2A	ONON2A
	Sample Number:	WS0017	WS0018	WS0019	WS0020	WS0021	WS0033	WS0022	WS0023	WS0024
	Station ID:	S383	S383	S384	S384	S385	S385	S385	S386	S386
	Duplicates:					D1	D2			
	Date:	8/11/2000	8/11/2000	8/11/2000	8/11/2000	8/11/2000	8/11/2000	8/11/2000	8/11/2000	8/11/2000
	Depth (cm):	0 - 15	15 - 30	0 - 15	15 - 30	0 - 15	0 - 15	15 - 30	0 - 15	15 - 30
Chemical	**Units**									
TEQ - Dioxins (ND=1/2)	ng/kg	90.4	182.4	158.9	63.1	718.3	380.4	98.4	19.1	35.8
TEQ - Furans (ND=1/2)	ng/kg	189.4	343.5	344.0	414.2	574.0	498.5	577.7	105.0	87.6
TEQ - Total[3] (ND=1/2)	ng/kg	279.7	525.9	503.0	477.3	1,292	878.9	676.0	124.1	123.4

Notes: [1] Sum of xylenes is a calculated quantity, not a direct measurement

[2] Total chlordane is a calculated quantity, not a direct measurement

[3] TEQ calculated using WHO TEFs

[4] HCB results for the two methods were inconsistent, and so the average was taken

HCB - Hexachlorobenzene

J - estimated

U - not detected at reported quantitation limit

R - rejected datum

Table A-6. Dredge Spoils Surface Soil Data

	Survey:	ONON2A	ONON2A	ONON2A	ONON2A	ONON2A	ONON2A	ONON2A	ONON2A
	Sample Number:	DM0001	DM0031	DM0011	DM0021	DM0006	DM0026	DM0016	DM0036
	Station ID:	S436	S437	S438	S439	S440	S441	S442	S443
	Duplicates:								
	Date:	8/16/2000	8/16/2000	8/16/2000	8/17/2000	8/17/2000	8/17/2000	8/17/2000	8/17/2000
	Depth (cm):	0 - 40	0 - 107	0 - 49	6 - 18	3 - 17	6 - 49	0 - 61	0 - 61
Chemical	**Units**								
Inorganics									
Aluminum	mg/kg	9,470	8,030 *J*	9,100	8,950	12,100	8,140	9,980	8,230
Antimony	mg/kg	0.27	0.23 *U*	0.25	0.40 *J*	0.30	0.25 *J*	0.24	0.31 *J*
Arsenic	mg/kg	6.5	6.8	5.9	8.4	8.4	3.2	3.9	3.2
Barium	mg/kg	68.6	77.6	73.5	71.7 *J*	66.6	78.2 *J*	76.1	72.1 *J*
Beryllium	mg/kg	0.46	0.42	0.44	0.43	0.55	0.4	0.46	0.39
Cadmium	mg/kg	0.032 *U*	0.033 *U*	0.033 *U*	0.037 *U*	0.036 *U*	0.034 *U*	0.032 *U*	0.032 *U*
Calcium	mg/kg	111,000	126,000	155,000	142,000	88,700	163,000	70,200	141,000
Chromium	mg/kg	29.4 *J*	14.3	17.2 *J*	16.2 *J*	19.4	16.4 *J*	15.5	12.2 *J*
Cobalt	mg/kg	4.7	4.6	3.9	4.3	4.8	4.1	4.5	3.9
Copper	mg/kg	14.5	26	24.4	17.6	20.4	17.6	18.1	15.4
Cyanide	mg/kg	0.57 *U*	0.6 *U*	0.58 *U*	0.67 *U*	0.63 *U*	0.62 *U*	0.58 *U*	0.57 *U*
Iron	mg/kg	15,200	14,500	14,300	15,900	17,100	10,800	15,400	12,500
Lead	mg/kg	13.2	11.6	13.8	13.8	13.7 *J*	9.4	12.3 *J*	8.2
Magnesium	mg/kg	16,900	12,400	17,000	13,700	9,690	18,900	11,800	19,000
Manganese	mg/kg	345	270	246	272	294	255	354	343
Mercury	mg/kg	0.29	0.77 *J*	4.00	0.16	0.49 *J*	0.086	0.054 *J*	0.032 *U*
Nickel	mg/kg	14.8	13.7	13.4	14	16.6	13.9	13.8	12
Potassium	mg/kg	3,130	2,530	3,180	2,720	3,440	2,370	3,330	2,380
Selenium	mg/kg	0.97	0.97	1.0	1.4	1.2	0.71	0.79	1.1
Silver	mg/kg	0.086 *U*	0.089 *U*	0.087 *U*	0.10 *U*	0.095 *U*	0.092 *U*	0.087 *U*	0.086 *U*
Sodium	mg/kg	521 *J*	378 *J*	440 *J*	375	299	350	229	284
Thallium	mg/kg	0.56 *U*	0.58 *U*	0.57 *U*	0.65 *U*	0.62 *U*	0.60 *U*	0.57 *U*	0.56 *U*
Vanadium	mg/kg	28.6	16.5	18.3	18.6	23.2	15	19.4	15.6
Zinc	mg/kg	42.6	31.8	40.3	50.2	46 *J*	31.2	39.3 *J*	30.1
Semivolatile Organic Compounds									
1,2,4-Trichlorobenzene	µg/kg	38 *U*	39 *U*	39 *U*	43 *U*	40 *U*	42 *UJ*	40 *U*	38 *UJ*
1,2-Dichlorobenzene	µg/kg	38 *U*	39 *U*	39 *U*	43 *U*	51	42 *UJ*	40 *U*	38 *UJ*
1,3-Dichlorobenzene	µg/kg	38 *U*	39 *U*	39 *U*	43 *U*	40 *U*	42 *UJ*	40 *U*	38 *UJ*
1,4-Dichlorobenzene	µg/kg	38 *U*	39 *U*	39 *U*	43 *U*	40 *U*	42 *UJ*	40 *U*	38 *UJ*
2,2'-Oxybis(1-chloropropane)	µg/kg	38 *UJ*	39 *UJ*	39 *UJ*	43 *U*	40 *U*	42 *UJ*	40 *U*	38 *UJ*

Table A-6. (cont.)

	Survey:	ONON2A	ONON2A	ONON2A	ONON2A	ONON2A	ONON2A	ONON2A	ONON2A
	Sample Number:	DM0001	DM0031	DM0011	DM0021	DM0006	DM0026	DM0016	DM0036
	Station ID:	S436	S437	S438	S439	S440	S441	S442	S443
	Duplicates:								
	Date:	8/16/2000	8/16/2000	8/16/2000	8/17/2000	8/17/2000	8/17/2000	8/17/2000	8/17/2000
	Depth (cm):	0 - 40	0 - 107	0 - 49	6 - 18	3 - 17	6 - 49	0 - 61	0 - 61
Chemical	**Units**								
2,4,5-Trichlorophenol	µg/kg	190 *U*	200 *U*	200 *U*	220 *U*	200 *U*	220 *UJ*	210 *U*	190 *UJ*
2,4,6-Trichlorophenol	µg/kg	190 *U*	200 *U*	200 *U*	220 *U*	200 *U*	220 *UJ*	210 *U*	190 *UJ*
2,4-Dichlorophenol	µg/kg	190 *U*	200 *U*	200 *U*	220 *U*	200 *U*	220 *UJ*	210 *U*	190 *UJ*
2,4-Dimethylphenol	µg/kg	190 *U*	200 *U*	200 *U*	220 *U*	200 *U*	220 *UJ*	210 *U*	190 *UJ*
2,4-Dinitrophenol	µg/kg	970 *U*	1,000 *U*	1,000 *U*	1,100 *U*	1,000 *U*	1,100 *UJ*	1,000 *U*	970 *UJ*
2,4-Dinitrotoluene	µg/kg	190 *U*	200 *U*	200 *U*	220 *U*	200 *U*	220 *UJ*	210 *U*	190 *UJ*
2,6-Dinitrotoluene	µg/kg	190 *U*	200 *U*	200 *U*	220 *U*	200 *U*	220 *UJ*	210 *U*	190 *UJ*
2-Chloronaphthalene	µg/kg	38 *U*	39 *U*	39 *U*	43 *U*	40 *U*	42 *UJ*	40 *U*	38 *UJ*
2-Chlorophenol	µg/kg	38 *U*	39 *U*	39 *U*	43 *U*	40 *U*	42 *UJ*	40 *U*	38 *UJ*
2-Methyl-4,6-dinitrophenol	µg/kg	970 *U*	1,000 *U*	1,000 *U*	1,100 *U*	1,000 *U*	1,100 *UJ*	1,000 *U*	970 *UJ*
2-Methylnaphthalene	µg/kg	38 *U*	39 *U*	39 *U*	43 *U*	40 *U*	42 *UJ*	40 *U*	38 *UJ*
2-Methylphenol	µg/kg	38 *U*	39 *U*	39 *U*	43 *U*	40 *U*	42 *UJ*	40 *U*	38 *UJ*
4-Methylphenol	µg/kg	38 *U*	39 *U*	39 *U*	43 *U*	40 *U*	42 *UJ*	40 *U*	38 *UJ*
2-Nitroaniline	µg/kg	76 *U*	79 *U*	80 *U*	88 *U*	80 *U*	86 *UJ*	82 *U*	77 *UJ*
3-Nitroaniline	µg/kg	970 *U*	1,000 *U*	1,000 *U*	1,100 *U*	1,000 *U*	1,100 *UJ*	1,000 *U*	970 *UJ*
4-Nitroaniline	µg/kg	970 *U*	1,000 *U*	1,000 *U*	1,100 *U*	1,000 *U*	1,100 *UJ*	1,000 *U*	970 *UJ*
2-Nitrophenol	µg/kg	190 *U*	200 *U*	200 *U*	220 *U*	200 *U*	220 *UJ*	210 *U*	190 *UJ*
4-Nitrophenol	µg/kg	970 *U*	1,000 *U*	1,000 *U*	1,100 *U*	1,000 *U*	1,100 *UJ*	1,000 *U*	970 *UJ*
3,3-Dichlorobenzidine	µg/kg	38 *U*	39 *U*	39 *U*	43 *U*	40 *U*	42 *UJ*	40 *U*	38 *UJ*
4-Bromophenyl-phenyl ether	µg/kg	38 *U*	39 *U*	39 *U*	43 *U*	40 *U*	42 *UJ*	40 *U*	38 *UJ*
4-Chloro-3-methylphenol	µg/kg	190 *U*	200 *U*	200 *U*	220 *U*	200 *U*	220 *UJ*	210 *U*	190 *UJ*
4-Chloroaniline	µg/kg	38 *U*	39 *U*	39 *U*	43 *U*	40 *U*	42 *UJ*	40 *U*	38 *UJ*
4-Chlorophenyl-phenyl ether	µg/kg	38 *U*	39 *U*	39 *U*	43 *U*	40 *U*	42 *UJ*	40 *U*	38 *UJ*
Acenaphthene	µg/kg	38 *U*	39 *U*	39 *U*	43 *U*	40 *U*	42 *UJ*	40 *U*	38 *UJ*
Acenaphthylene	µg/kg	38 *U*	39 *U*	39 *U*	43 *U*	40 *U*	42 *UJ*	40 *U*	38 *UJ*
Anthracene	µg/kg	38 *U*	39 *U*	39 *U*	43 *U*	53	42 *UJ*	40 *U*	38 *UJ*
Benz(a)anthracene	µg/kg	38 *U*	39 *U*	83	47	130	50 *J*	40 *U*	38 *UJ*
Benzo(a)pyrene	µg/kg	38 *U*	39 *U*	86	47	130	44 *J*	40 *U*	38 *UJ*
Benzo(b)fluoranthene	µg/kg	38 *U*	39 *U*	77	43 *U*	110	42 *UJ*	40 *U*	38 *UJ*
Benzo(g,h,i)perylene	µg/kg	38 *U*	39 *U*	56	43 *U*	67	42 *UJ*	40 *U*	38 *UJ*
Benzo(k)fluoranthene	µg/kg	38 *U*	39 *U*	73	43 *U*	110	42 *UJ*	40 *U*	38 *UJ*

Table A-6. (cont.)

	Survey:	ONON2A	ONON2A	ONON2A	ONON2A	ONON2A	ONON2A	ONON2A	ONON2A
	Sample Number:	DM0001	DM0031	DM0011	DM0021	DM0006	DM0026	DM0016	DM0036
	Station ID:	S436	S437	S438	S439	S440	S441	S442	S443
	Duplicates:								
	Date:	8/16/2000	8/16/2000	8/16/2000	8/17/2000	8/17/2000	8/17/2000	8/17/2000	8/17/2000
	Depth (cm):	0 - 40	0 - 107	0 - 49	6 - 18	3 - 17	6 - 49	0 - 61	0 - 61
Chemical	**Units**								
Benzyl alcohol	µg/kg	190 *U*	200 *U*	200 *U*	220 *U*	200 *U*	220 *UJ*	210 *U*	190 *UJ*
Bis(2-chloroethoxy)methane	µg/kg	38 *U*	39 *U*	39 *U*	43 *U*	40 *U*	42 *UJ*	40 *U*	38 *UJ*
Bis(2-chloroethyl)ether	µg/kg	38 *U*	39 *U*	39 *U*	43 *U*	40 *U*	42 *UJ*	40 *U*	38 *UJ*
Bis(2-ethylhexyl)phthalate	µg/kg	96 *J*	47 *J*	63 *J*	110	91	310 *J*	69	55 *J*
Butylbenzylphthalate	µg/kg	38 *UJ*	39 *UJ*	39 *UJ*	43 *U*	40 *U*	42 *UJ*	40 *U*	38 *UJ*
Carbazole	µg/kg	38 *U*	39 *U*	39 *U*	43 *U*	40 *U*	42 *UJ*	40 *U*	38 *UJ*
Chrysene	µg/kg	38 *U*	41	91	49	140	52 *J*	47	38 *UJ*
Dibenz(a,h)anthracene	µg/kg	38 *U*	39 *U*	39 *U*	43 *U*	40 *U*	42 *UJ*	40 *U*	38 *UJ*
Dibenzofuran	µg/kg	38 *U*	39 *U*	39 *U*	43 *U*	40 *U*	42 *UJ*	40 *U*	38 *UJ*
Diethylphthalate	µg/kg	38 *U*	39 *U*	39 *U*	43 *U*	40 *U*	42 *UJ*	40 *U*	38 *UJ*
Dimethylphthalate	µg/kg	38 *U*	39 *U*	39 *U*	43 *U*	40 *U*	42 *UJ*	40 *U*	38 *UJ*
Di-n-butylphthalate	µg/kg	38 *U*	39 *U*	39 *U*	43 *U*	40 *U*	42 *UJ*	40 *U*	38 *UJ*
Di-n-octylphthalate	µg/kg	38 *U*	39 *U*	39 *U*	43 *U*	40 *U*	42 *UJ*	40 *U*	38 *UJ*
Fluoranthene	µg/kg	38 *U*	71	180	69	290	100 *J*	76	38 *J*
Fluorene	µg/kg	38 *U*	39 *U*	39 *U*	43 *U*	40 *U*	42 *UJ*	40 *U*	38 *UJ*
Hexachlorobenzene (GCMS)	µg/kg	38 *U*	39 *U*	39 *U*	43 *U*	410	42 *UJ*	40 *U*	38 *UJ*
Hexachlorobutadiene	µg/kg	38 *U*	39 *U*	39 *U*	43 *U*	40 *U*	42 *UJ*	40 *U*	38 *UJ*
Hexachlorocyclopentadiene	µg/kg	190 *U*	200 *U*	200 *U*	220 *UJ*	200 *U*	220 *UJ*	210 *U*	190 *UJ*
Hexachloroethane	µg/kg	38 *U*	39 *U*	39 *U*	43 *U*	40 *U*	42 *UJ*	40 *U*	38 *UJ*
Indeno(1,2,3-cd)pyrene	µg/kg	38 *U*	39 *U*	54	43 *U*	71	42 *UJ*	40 *U*	38 *UJ*
Isophorone	µg/kg	38 *U*	39 *U*	39 *U*	43 *U*	40 *U*	42 *UJ*	40 *U*	38 *UJ*
Naphthalene	µg/kg	38 *U*	39 *U*	39 *U*	43 *U*	40 *U*	42 *UJ*	40 *U*	38 *UJ*
Nitrobenzene	µg/kg	38 *U*	39 *U*	39 *U*	43 *U*	40 *U*	42 *UJ*	40 *U*	38 *UJ*
N-Nitrosodimethylamine	µg/kg	190 *U*	200 *U*	200 *U*	220 *U*	200 *U*	220 *UJ*	210 *U*	190 *UJ*
N-Nitroso-di-n-propylamine	µg/kg	38 *U*	39 *U*	39 *U*	43 *U*	40 *U*	42 *UJ*	40 *U*	38 *UJ*
N-Nitrosodiphenylamine	µg/kg	38 *U*	39 *U*	39 *U*	43 *U*	40 *U*	42 *UJ*	40 *U*	38 *UJ*
Pentachlorophenol	µg/kg	970 *U*	1,000 *U*	1,000 *U*	1,100 *U*	1,000 *U*	1,100 *UJ*	1,000 *U*	970 *UJ*
Phenanthrene	µg/kg	38 *U*	39 *U*	77	43 *U*	220	70 *J*	40 *U*	38 *UJ*
Phenol	µg/kg	38 *U*	39 *U*	39 *U*	43 *U*	40 *U*	42 *UJ*	40 *U*	38 *UJ*
Pyrene	µg/kg	38 *U*	53	130	69	220	95 *J*	63	38 *UJ*

Table A-6. (cont.)

	Survey:	ONON2A	ONON2A	ONON2A	ONON2A	ONON2A	ONON2A	ONON2A	ONON2A
	Sample Number:	DM0001	DM0031	DM0011	DM0021	DM0006	DM0026	DM0016	DM0036
	Station ID:	S436	S437	S438	S439	S440	S441	S442	S443
	Duplicates:								
	Date:	8/16/2000	8/16/2000	8/16/2000	8/17/2000	8/17/2000	8/17/2000	8/17/2000	8/17/2000
	Depth (cm):	0 - 40	0 - 107	0 - 49	6 - 18	3 - 17	6 - 49	0 - 61	0 - 61
Chemical	**Units**								
PCBs									
Aroclor 1016	µg/kg	53.6 *U*	54.1 *U*	53.2 *U*	53.3 *U*	54.6 *U*	53 *U*	53.1 *U*	51.3 *U*
Aroclor 1221	µg/kg	53.6 *U*	54.1 *U*	53.2 *U*	53.3 *U*	54.6 *U*	53 *U*	53.1 *U*	51.3 *U*
Aroclor 1232	µg/kg	53.6 *U*	54.1 *U*	53.2 *U*	53.3 *U*	54.6 *U*	53 *U*	53.1 *U*	51.3 *U*
Aroclor 1242	µg/kg	53.6 *U*	54.1 *U*	53.2 *U*	53.3 *U*	54.6 *U*	53 *U*	53.1 *U*	51.3 *U*
Aroclor 1248	µg/kg	53.6 *U*	54.1 *U*	53.2 *U*	53.3 *U*	54.6 *U*	53 *U*	53.1 *U*	51.3 *U*
Aroclor 1254	µg/kg	53.6 *U*	54.1 *U*	10.6 *J*	53.3 *U*	54.6 *U*	53 *U*	53.1 *U*	51.3 *U*
Aroclor 1260	µg/kg	14 *J*	54.1 *U*	53.2 *U*	53.3 *U*	28.2 *J*	53 *U*	53.1 *U*	51.3 *U*
Aroclor 1268	µg/kg	53.6 *U*	54.1 *U*	53.2 *U*	53.3 *U*	54.6 *U*	53 *U*	53.1 *U*	51.3 *U*
Sum of PCBs	µg/kg	40.8	108.2 *U*	37.2	106.6 *U*	55.5	106 *U*	106.2 *U*	102.6 *U*
PCDD/PCDFs									
2,3,7,8-Tetra-chlorodibenzo-dioxin	ng/kg	0.10 *U*		0.109 *J*		0.11 *U*		0.10 *U*	
1,2,3,7,8-Pentachlorodibenzodioxin	ng/kg	0.10 *U*		0.175 *J*		0.157 *J*		0.163 *J*	
1,2,3,4,7,8-Hexachlorodibenzodioxin	ng/kg	0.10 *U*		0.158 *J*		0.165 *J*		0.118 *J*	
1,2,3,6,7,8-Hexachlorodibenzodioxin	ng/kg	0.15 *J*		0.284 *J*		0.371 *J*		0.247 *J*	
1,2,3,7,8,9-Hexachlorodibenzodioxin	ng/kg	0.261 *J*		0.297 *J*		0.26 *J*		0.172 *J*	
1,2,3,4,6,7,8-Heptachlorodibenzodioxin	ng/kg	3.06		6.01		7.33		3.8	
Octachlorodibenzodioxin	ng/kg	27.3		46.8		57.9 *J*		23.2	
Total tetrachlorodibenzodioxins	ng/kg	0.15 *J*		1.15		1.8		1.1	
Total pentachlorodibenzodioxins	ng/kg	0.456 *J*		1.13		0.72 *J*		0.55 *J*	
Total hexachlorodibenzodioxins	ng/kg	1.68 *J*		3.29		2.52 *J*		1.29 *J*	
Total heptachlorodibenzodioxins	ng/kg	6.67		15.3		15.8		7.18	
2,3,7,8-Tetrachlorodibenzofuran	ng/kg	0.426 *J*		1.23		1.01 *J*		0.264 *J*	
1,2,3,7,8-Pentachlorodibenzofuran	ng/kg	0.308 *J*		1.21		1.04 *J*		0.184 *J*	
2,3,4,7,8-Pentachlorodibenzofuran	ng/kg	0.17 *J*		0.689 *J*		0.96 *J*		0.233 *J*	
1,2,3,4,7,8-Hexachlorodibenzofuran	ng/kg	0.541 *J*		2.76		1.96 *J*		0.258 *J*	
1,2,3,6,7,8-Hexachlorodibenzofuran	ng/kg	0.273 *J*		1.01 *J*		0.617 *J*		0.274 *J*	
1,2,3,7,8,9-Hexachlorodibenzofuran	ng/kg	0.10 *U*		0.09 *U*		0.12 *U*		0.10 *U*	
2,3,4,6,7,8-Hexachlorodibenzofuran	ng/kg	0.12 *J*		0.426 *J*		0.341 *J*		0.187 *J*	
1,2,3,4,6,7,8-Heptachlorodibenzofuran	ng/kg	0.893 *J*		5.52		2.97		1.11 *J*	
1,2,3,4,7,8,9-Heptachlorodibenzofuran	ng/kg	0.277 *J*		1.53 *J*		1.04 *J*		0.166 *J*	

Table A-6. (cont.)

	Survey:	ONON2A	ONON2A	ONON2A	ONON2A	ONON2A	ONON2A	ONON2A	ONON2A
	Sample Number:	DM0001	DM0031	DM0011	DM0021	DM0006	DM0026	DM0016	DM0036
	Station ID:	S436	S437	S438	S439	S440	S441	S442	S443
	Duplicates:								
	Date:	8/16/2000	8/16/2000	8/16/2000	8/17/2000	8/17/2000	8/17/2000	8/17/2000	8/17/2000
	Depth (cm):	0 - 40	0 - 107	0 - 49	6 - 18	3 - 17	6 - 49	0 - 61	0 - 61
Chemical	**Units**								
Octachlorodibenzofuran	ng/kg	2.46 *J*		10.9		9.6		2.17 *J*	
Total tetrachlorodibenzofurans	ng/kg	3.24		10.1		8.18		4.17	
Total pentachlorodibenzofurans	ng/kg	1.28		7.79		5.45		2.79	
Total hexachlorodibenzofurans	ng/kg	1.96 *J*		8.17		6.33		0.83 *J*	
Total heptachlorodibenzofurans	ng/kg	2.25 *J*		10.3		7.25		1.11 *J*	
TEQ - Dioxins (ND=1/2)	ng/kg	0.18		0.42		0.37		0.31	
TEQ - Furans (ND=1/2)	ng/kg	0.25		1.02		0.97		0.24	
TEQ - Total[1](ND=1/2)	ng/kg	0.43		1.45		1.34		0.55	

Notes: [1] Calculated using WHO TEFs

J - estimated

U - not detected at reported quantitation limit

Table A-7. Dredge Spoils Soil Data - All Depths

	Survey:	ONON2A	ONON2A	ONON2A	ONON2A	ONON2A	ONON2A	ONON2A	ONON2A	ONON2A
	Sample Number:	DM0001	DM0002	DM0003	DM0043	DM0004	DM0005	DM0031	DM0032	DM0033
	Station ID:	S436	S436	S436	S436	S436	S436	S437	S437	S437
	Duplicates:			D1	D2					
	Date:	8/16/2000	8/16/2000	8/16/2000	8/16/2000	8/16/2000	8/16/2000	8/16/2000	8/16/2000	8/16/2000
	Depth (cm):	0 - 40	40 - 104	104 - 183	104 - 183	244 - 280	280 - 314	0 - 107	107 - 146	146 - 192
Chemical	**Units**									
Inorganics										
Aluminum	mg/kg	9,470	6,230	5,730	5,780 *J*	3,360 *J*	12,800 *J*	8,030 *J*	5,320 *J*	5,190 *J*
Antimony	mg/kg	0.27	0.33	0.36	0.36	0.32 *U*	0.47 *U*	0.23 *U*	0.37	0.49
Arsenic	mg/kg	6.5	9.8	10.8	13	5.0	5.9	6.8	9.9	9.4
Barium	mg/kg	68.6	86.2	87	87.9	91.9	83.6	77.6	86.9	85.2
Beryllium	mg/kg	0.46	0.57	0.60	0.7	0.33	0.77	0.42	0.54	0.52
Cadmium	mg/kg	0.032 *U*	0.60	0.73	0.72	0.68	0.53	0.033 *U*	0.64	0.85
Calcium	mg/kg	111,000	289,000	271,000	265,000	296,000	70,400	126,000	287,000	287,000
Chromium	mg/kg	29.4 *J*	28.9 *J*	25.7 *J*	25.9	17.1	26.8	14.3	28.6	26.9
Cobalt	mg/kg	4.7	3.1	3.1	3.2	1.4	4.8	4.6	2.8	2.7
Copper	mg/kg	14.5	38.7	46.2	44	20.8	35.2	26	38.6	46.7
Cyanide	mg/kg	0.57 *U*	0.74 *U*	0.90	0.99	0.83 *U*	1.2 *U*	0.60 *U*	0.76 *U*	1.1
Iron	mg/kg	15,200	7,840	8,840	8,300	4,820	14,300	14,500	6,780	6,840
Lead	mg/kg	13.2	31.4	42.9	43.6	15.7	34.8	11.6	33.5	52.4
Magnesium	mg/kg	16,900	6,870	8,340	8,060	5,700	10,200	12,400	5,750	7,250
Manganese	mg/kg	345	252	270	280	186	134	270	262	277
Mercury	mg/kg	0.29	94.5	47.9	40 *J*	17.8	3.4	0.77 *J*	86.3 *J*	98.8 *J*
Nickel	mg/kg	14.8	30	29.9	31.5	14.5	26.8	13.7	27.9	30.3
Potassium	mg/kg	3,130	1,300	781	679	634	3,270	2,530	986	734
Selenium	mg/kg	0.97	0.89	0.88	0.62	0.69	1.2	0.97	1.0	0.60
Silver	mg/kg	0.086 *U*	0.11 *U*	0.12 *U*	0.12 *U*	0.12 *U*	0.19 *U*	0.089 *U*	0.11 *U*	0.12 *U*
Sodium	mg/kg	521 *J*	1,650 *J*	2,000 *J*	2,070 *J*	1,550 *J*	1,550 *J*	378 *J*	1,940 *J*	2,970 *J*
Thallium	mg/kg	0.56 *U*	0.75	0.77 *U*	0.76 *U*	0.81 *U*	1.2 *U*	0.58 *U*	0.74 *U*	0.78 *U*
Vanadium	mg/kg	28.6	13.7	12.7	13.3	6.5	23.8	16.5	12.3	10.7
Zinc	mg/kg	42.6	98.7	128	91.4	63.1	113	31.8	99.4	95.4
Semivolatile Organic Compounds										
1,2,4-Trichlorobenzene	µg/kg	38 *U*	48 *U*	550 *U*	55 *UJ*	57 *U*	81 *U*	39 *U*	51 *UJ*	56 *U*
1,2-Dichlorobenzene	µg/kg	38 *U*	48 *U*	550 *U*	55 *UJ*	57 *U*	81 *U*	39 *U*	51 *UJ*	80
1,3-Dichlorobenzene	µg/kg	38 *U*	48 *U*	550 *U*	55 *UJ*	57 *U*	120	39 *U*	57 *UJ*	56 *U*
1,4-Dichlorobenzene	µg/kg	38 *U*	48 *U*	550 *U*	55 *UJ*	57 *U*	81 *U*	39 *U*	51 *UJ*	56 *U*
2,2'-Oxybis(1-chloropropane)	µg/kg	38 *UJ*	48 *UJ*	550 *UJ*	55 *UJ*	57 *UJ*	81 *UJ*	39 *UJ*	51 *UJ*	56 *UJ*
2,4,5-Trichlorophenol	µg/kg	190 *U*	250 *U*	2,800.0 *U*	280 *UJ*	290 *U*	420 *U*	200 *U*	260 *UJ*	290 *U*

Table A-7. (cont.)

	Survey:	ONON2A	ONON2A	ONON2A	ONON2A	ONON2A	ONON2A	ONON2A	ONON2A	ONON2A
	Sample Number:	DM0001	DM0002	DM0003	DM0043	DM0004	DM0005	DM0031	DM0032	DM0033
	Station ID:	S436	S436	S436	S436	S436	S436	S437	S437	S437
	Duplicates:			D1	D2					
	Date:	8/16/2000	8/16/2000	8/16/2000	8/16/2000	8/16/2000	8/16/2000	8/16/2000	8/16/2000	8/16/2000
	Depth (cm):	0 - 40	40 - 104	104 - 183	104 - 183	244 - 280	280 - 314	0 - 107	107 - 146	146 - 192
Chemical	**Units**									
2,4,6-Trichlorophenol	µg/kg	190 *U*	250 *U*	2,800 *U*	280 *UJ*	290 *U*	420 *U*	200 *U*	260 *UJ*	290 *U*
2,4-Dichlorophenol	µg/kg	190 *U*	250 *U*	2,800 *U*	280 *UJ*	290 *U*	420 *U*	200 *U*	260 *UJ*	290 *U*
2,4-Dimethylphenol	µg/kg	190 *U*	250 *U*	2,800 *U*	280 *UJ*	290 *U*	420 *U*	200 *U*	260 *UJ*	290 *U*
2,4-Dinitrophenol	µg/kg	970 *U*	1,200 *U*	14,000 *U*	1,400 *UJ*	1,500 *U*	2,100 *U*	1,000 *U*	1,300 *UJ*	1,400 *U*
2,4-Dinitrotoluene	µg/kg	190 *U*	250 *U*	2,800 *U*	280 *UJ*	290 *U*	420 *U*	200 *U*	260 *UJ*	290 *U*
2,6-Dinitrotoluene	µg/kg	190 *U*	250 *U*	2,800 *U*	280 *UJ*	290 *U*	420 *U*	200 *U*	260 *UJ*	290 *U*
2-Chloronaphthalene	µg/kg	38 *U*	48 *U*	550 *U*	55 *UJ*	57 *U*	81 *U*	39 *U*	51 *UJ*	56 *U*
2-Chlorophenol	µg/kg	38 *U*	48 *U*	550 *U*	55 *UJ*	57 *U*	81 *U*	39 *U*	51 *UJ*	56 *U*
2-Methyl-4,6-dinitrophenol	µg/kg	970 *U*	1,200 *U*	14,000 *U*	1,400 *UJ*	1,500 *U*	2,100 *U*	1,000 *U*	1,300 *UJ*	1,400 *U*
2-Methylnaphthalene	µg/kg	38 *U*	48 *U*	550 *U*	55 *UJ*	57 *U*	81 *U*	39 *U*	51 *UJ*	56 *U*
2-Methylphenol	µg/kg	38 *U*	48 *U*	550 *U*	55 *UJ*	57 *U*	81 *U*	39 *U*	51 *UJ*	56 *U*
4-Methylphenol	µg/kg	38 *U*	48 *U*	550 *U*	55 *UJ*	57 *U*	81 *U*	39 *U*	51 *UJ*	56 *U*
2-Nitroaniline	µg/kg	76 *U*	98 *U*	1,100.0 *U*	110 *UJ*	120 *U*	160 *U*	79 *U*	100 *UJ*	110 *U*
3-Nitroaniline	µg/kg	970 *U*	1,200 *U*	14,000 *U*	1,400 *UJ*	1,500 *U*	2,100 *U*	1,000 *U*	1,300 *UJ*	1,400 *U*
4-Nitroaniline	µg/kg	970 *U*	1,200 *U*	14,000 *U*	1,400 *UJ*	1,500 *U*	2,100 *U*	1,000 *U*	1,300 *UJ*	1,400 *U*
2-Nitrophenol	µg/kg	190 *U*	250 *U*	2,800.0 *U*	280 *UJ*	290 *U*	420 *U*	200 *U*	260 *UJ*	290 *U*
4-Nitrophenol	µg/kg	970 *U*	1,200 *U*	14,000 *U*	1,400 *UJ*	1,500 *U*	2,100 *U*	1,000 *U*	1,300 *UJ*	1,400 *U*
3,3-Dichlorobenzidine	µg/kg	38 *U*	48 *U*	550 *U*	55 *UJ*	57 *U*	81 *U*	39 *U*	51 *UJ*	56 *U*
4-Bromophenyl-phenyl ether	µg/kg	38 *U*	48 *U*	550 *U*	55 *UJ*	57 *U*	81 *U*	39 *U*	51 *UJ*	56 *U*
4-Chloro-3-methylphenol	µg/kg	190 *U*	250 *U*	2,800.0 *U*	280 *UJ*	290 *U*	420 *U*	200 *U*	260 *UJ*	290 *U*
4-Chloroaniline	µg/kg	38 *U*	48 *U*	550 *U*	55 *UJ*	57 *U*	81 *U*	39 *U*	98 *J*	56 *U*
4-Chlorophenyl-phenyl ether	µg/kg	38 *U*	48 *U*	550 *U*	55 *UJ*	57 *U*	81 *U*	39 *U*	51 *UJ*	56 *U*
Acenaphthene	µg/kg	38 *U*	48 *U*	550 *U*	55 *UJ*	57 *U*	81 *U*	39 *U*	51 *UJ*	56 *U*
Acenaphthylene	µg/kg	38 *U*	48 *U*	550 *U*	55 *UJ*	57 *U*	81 *U*	39 *U*	51 *UJ*	56 *U*
Anthracene	µg/kg	38 *U*	48 *U*	550 *U*	55 *UJ*	57 *U*	81 *U*	39 *U*	96 *J*	56 *U*
Benz(a)anthracene	µg/kg	38 *U*	48 *U*	550 *U*	55 *UJ*	57 *U*	81 *U*	39 *U*	140 *J*	82
Benzo(a)pyrene	µg/kg	38 *U*	63	550 *U*	55 *UJ*	57 *U*	81 *U*	39 *U*	160 *J*	92
Benzo(b)fluoranthene	µg/kg	38 *U*	62	550 *U*	55 *UJ*	57 *U*	81 *U*	39 *U*	160 *J*	79
Benzo(g,h,i)perylene	µg/kg	38 *U*	48 *U*	550 *U*	55 *UJ*	57 *U*	81 *U*	39 *U*	110 *J*	66
Benzo(k)fluoranthene	µg/kg	38 *U*	60	550 *U*	55 *UJ*	57 *U*	81 *U*	39 *U*	150 *J*	85
Benzyl alcohol	µg/kg	190 *U*	250 *U*	2,800 *U*	280 *UJ*	290 *U*	420 *U*	200 *U*	260 *UJ*	290 *U*
Bis(2-chloroethoxy)methane	µg/kg	38 *U*	48 *U*	550 *U*	55 *UJ*	57 *U*	81 *U*	39 *U*	51 *UJ*	56 *U*

Table A-7. (cont.)

	Survey:	ONON2A	ONON2A	ONON2A	ONON2A	ONON2A	ONON2A	ONON2A	ONON2A	ONON2A
	Sample Number:	DM0001	DM0002	DM0003	DM0043	DM0004	DM0005	DM0031	DM0032	DM0033
	Station ID:	S436	S436	S436	S436	S436	S436	S437	S437	S437
	Duplicates:			D1	D2					
	Date:	8/16/2000	8/16/2000	8/16/2000	8/16/2000	8/16/2000	8/16/2000	8/16/2000	8/16/2000	8/16/2000
	Depth (cm):	0 - 40	40 - 104	104 - 183	104 - 183	244 - 280	280 - 314	0 - 107	107 - 146	146 - 192
Chemical	**Units**									
Bis(2-chloroethyl)ether	µg/kg	38 *U*	48 *U*	550 *U*	55 *UJ*	57 *U*	81 *U*	39 *U*	51 *UJ*	56 *U*
Bis(2-ethylhexyl)phthalate	µg/kg	96 *J*	48 *UJ*	550 *UJ*	55 *UJ*	130 *J*	96 *J*	47 *J*	560 *J*	99 *J*
Butylbenzylphthalate	µg/kg	38 *UJ*	48 *UJ*	550 *UJ*	55 *UJ*	57 *UJ*	81 *UJ*	39 *UJ*	51 *UJ*	56 *UJ*
Carbazole	µg/kg	38 *U*	48 *U*	550 *U*	55 *UJ*	57 *U*	81 *U*	39 *U*	51 *UJ*	56 *U*
Chrysene	µg/kg	38 *U*	74	550 *U*	55 *UJ*	57 *U*	81 *U*	41	190 *J*	97
Dibenz(a,h)anthracene	µg/kg	38 *U*	48 *U*	550 *U*	55 *UJ*	57 *U*	81 *U*	39 *U*	51 *UJ*	56 *U*
Dibenzofuran	µg/kg	38 *U*	48 *U*	550 *U*	55 *UJ*	57 *U*	81 *U*	39 *U*	51 *UJ*	56 *U*
Diethylphthalate	µg/kg	38 *U*	48 *U*	550 *U*	55 *UJ*	57 *U*	81 *U*	39 *U*	51 *UJ*	56 *U*
Dimethylphthalate	µg/kg	38 *U*	48 *U*	550 *U*	55 *UJ*	57 *U*	81 *U*	39 *U*	51 *UJ*	56 *U*
Di-n-butylphthalate	µg/kg	38 *U*	48 *U*	550 *U*	55 *UJ*	57 *U*	81 *U*	39 *U*	100 *J*	56 *U*
Di-n-octylphthalate	µg/kg	38 *U*	48 *U*	550 *U*	55 *UJ*	57 *U*	81 *U*	39 *U*	51 *UJ*	56 *U*
Fluoranthene	µg/kg	38 *U*	130	550 *U*	79 *J*	100	170	71	320 *J*	180
Fluorene	µg/kg	38 *U*	48 *U*	550 *U*	55 *UJ*	57 *U*	81 *U*	39 *U*	51 *UJ*	56 *U*
Hexachlorobenzene (GC/ECD)	µg/kg									
Hexachlorobenzene (GC/MS)	µg/kg	38 *U*	55	550 *U*	55 *UJ*	57 *U*	81 *U*	39 *U*	51 *UJ*	75
Final HCB Value	µg/kg	38 *U*	55	550 *U*	55 *UJ*	57 *U*	81 *U*	39 *U*	51 *UJ*	75
Hexachlorobutadiene	µg/kg	38 *U*	48 *U*	550 *U*	55 *UJ*	57 *U*	81 *U*	39 *U*	51 *UJ*	56 *U*
Hexachlorocyclopentadiene	µg/kg	190 *U*	250 *U*	2,800 *U*	280 *UJ*	290 *U*	420 *U*	200 *U*	260 *UJ*	290 *U*
Hexachloroethane	µg/kg	38 *U*	48 *U*	550 *U*	55 *UJ*	57 *U*	81 *U*	39 *U*	51 *UJ*	56 *U*
Indeno(1,2,3-cd)pyrene	µg/kg	38 *U*	48 *U*	550 *U*	55 *UJ*	57 *U*	81 *U*	39 *U*	100 *J*	57
Isophorone	µg/kg	38 *U*	48 *U*	550 *U*	55 *UJ*	57 *U*	81 *U*	39 *U*	51 *UJ*	56 *U*
Naphthalene	µg/kg	38 *U*	48 *U*	18,000	55 *UJ*	57 *U*	81 *U*	39 *U*	51 *UJ*	56 *U*
Nitrobenzene	µg/kg	38 *U*	48 *U*	550 *U*	55 *UJ*	57 *U*	81 *U*	39 *U*	51 *UJ*	56 *U*
N-Nitrosodimethylamine	µg/kg	190 *U*	250 *U*	2,800 *U*	280 *UJ*	290 *U*	420 *U*	200 *U*	260 *UJ*	290 *U*
N-Nitroso-di-n-propylamine	µg/kg	38 *U*	48 *U*	550 *U*	55 *UJ*	57 *U*	81 *U*	39 *U*	51 *UJ*	56 *U*
N-Nitrosodiphenylamine	µg/kg	38 *U*	48 *U*	550 *U*	55 *UJ*	57 *U*	81 *U*	39 *U*	51 *UJ*	56 *U*
Pentachlorophenol	µg/kg	970 *U*	1,200 *U*	14,000 *U*	1,400 *UJ*	1,500 *U*	2,100 *U*	1,000 *U*	1,300 *UJ*	1,400 *U*
Phenanthrene	µg/kg	38 *U*	68	550 *U*	55 *UJ*	57 *U*	81 *U*	39 *U*	130 *J*	120
Phenol	µg/kg	38 *U*	48 *U*	550 *U*	55 *UJ*	57 *U*	81 *U*	39 *U*	51 *UJ*	56 *U*
Pyrene	µg/kg	38 *U*	100	550 *U*	76 *J*	80	120	53	240 *J*	150
Pesticides										
4,4'-DDD	µg/kg									

Table A-7. (cont.)

	Survey:	ONON2A	ONON2A	ONON2A	ONON2A	ONON2A	ONON2A	ONON2A	ONON2A	ONON2A
	Sample Number:	DM0001	DM0002	DM0003	DM0043	DM0004	DM0005	DM0031	DM0032	DM0033
	Station ID:	S436	S436	S436	S436	S436	S436	S437	S437	S437
	Duplicates:			D1	D2					
	Date:	8/16/2000	8/16/2000	8/16/2000	8/16/2000	8/16/2000	8/16/2000	8/16/2000	8/16/2000	8/16/2000
	Depth (cm):	0 - 40	40 - 104	104 - 183	104 - 183	244 - 280	280 - 314	0 - 107	107 - 146	146 - 192
Chemical	**Units**									
4,4'-DDE	µg/kg									
4,4'-DDT	µg/kg									
Aldrin	µg/kg									
alpha-BHC	µg/kg									
beta-BHC	µg/kg									
gamma-BHC (Lindane)	µg/kg									
delta-BHC	µg/kg									
Dieldrin	µg/kg									
Endosulfan I	µg/kg									
Endosulfan II	µg/kg									
Endosulfan sulfate	µg/kg									
Endrin aldehyde	µg/kg									
Endrin ketone	µg/kg									
Endrin	µg/kg									
Heptachlor epoxide	µg/kg									
Heptachlor	µg/kg									
Methoxychlor	µg/kg									
Toxaphene	µg/kg									
cis (alpha)-Chlordane	µg/kg									
trans (gamma)-Chlordane	µg/kg									
Total Chlordane [1]	µg/kg									
PCBs										
Aroclor 1016	µg/kg	53.6 *U*	53.9 *U*	51.9 *U*	53.6 *U*	53.1 *U*	54.1 *U*	54.1 *U*	54.2 *U*	54.6 *U*
Aroclor 1221	µg/kg	53.6 *U*	53.9 *U*	51.9 *U*	53.6 *U*	53.1 *U*	54.1 *U*	54.1 *U*	54.2 *U*	54.6 *U*
Aroclor 1232	µg/kg	53.6 *U*	53.9 *U*	51.9 *U*	53.6 *U*	53.1 *U*	54.1 *U*	54.1 *U*	54.2 *U*	54.6 *U*
Aroclor 1242	µg/kg	53.6 *U*	25.2 *J*	28.3 *J*	48.5 *J*	58.3 *J*	35.7 *J*	54.1 *U*	46.8 *J*	43.7 *J*
Aroclor 1248	µg/kg	53.6 *U*	53.9 *U*	51.9 *U*	53.6 *U*	53.1 *U*	54.1 *U*	54.1 *U*	54.2 *U*	54.6 *U*
Aroclor 1254	µg/kg	53.6 *U*	70.6 *J*	33.8 *J*	63.9 *J*	77.2 *J*	30.6 *J*	54.1 *U*	86.6 *J*	84.9 *J*
Aroclor 1260	µg/kg	14 *J*	53.9 *U*	51.9 *U*	53.6 *U*	53.1 *U*	54.1 *U*	54.1 *U*	54.2 *U*	54.6 *U*
Aroclor 1268	µg/kg	53.6 *U*	108 *J*	204 *J*	438 *J*	216 *J*	53.7 *J*	54.1 *U*	154 *J*	376 *J*
Sum PCBs	µg/kg	40.8	203.8	266.1	550.4	351.5	120	108.2 *U*	287.4	504.6

Table A-7. (cont.)

Survey:	ONON2A	ONON2A	ONON2A	ONON2A	ONON2A	ONON2A	ONON2A	ONON2A	ONON2A
Sample Number:	DM0001	DM0002	DM0003	DM0043	DM0004	DM0005	DM0031	DM0032	DM0033
Station ID:	S436	S436	S436	S436	S436	S436	S437	S437	S437
Duplicates:			D1	D2					
Date:	8/16/2000	8/16/2000	8/16/2000	8/16/2000	8/16/2000	8/16/2000	8/16/2000	8/16/2000	8/16/2000
Depth (cm):	0 - 40	40 - 104	104 - 183	104 - 183	244 - 280	280 - 314	0 - 107	107 - 146	146 - 192
Chemical	**Units**								
PCDD/PCDFs									
2,3,7,8-Tetrachlorodibenzodioxin	ng/kg	0.1 *U*	0.474 *J*	0.329 *J*	0.476 *J*	0.109 *J*	0.298 *J*			
1,2,3,7,8-Pentachlorodibenzodioxin	ng/kg	0.1 *U*	0.729 *J*	0.681 *J*	1.57	0.306 *J*	0.474 *J*			
1,2,3,4,7,8-Hexachlorodibenzodioxin	ng/kg	0.1 *U*	0.929 *J*	0.755 *J*	1.27 *J*	0.349 *J*	0.448 *J*			
1,2,3,6,7,8-Hexachlorodibenzodioxin	ng/kg	0.15 *J*	4.87	3.32	3.27 *J*	1.66 *J*	1.42 *J*			
1,2,3,7,8,9-Hexachlorodibenzodioxin	ng/kg	0.261 *J*	2.73	2.57 *J*	8.1	1.11 *J*	1.23 *J*			
1,2,3,4,6,7,8-Heptachlorodibenzodioxin	ng/kg	3.06	106	67.5	69.5	24.5	21			
Octachlorodibenzodioxin	ng/kg	27.3	1,110	648	507	244	144			
Total heptachlorodibenzodioxins	ng/kg	6.67	246	159	156	55.2	43.3			
Total hexachlorodibenzodioxins	ng/kg	1.68 *J*	44.1	34.5	44.1	11.7	13.9			
Total pentachlorodibenzodioxins	ng/kg	0.456 *J*	11.7	5.94	14.9	3.58	3.88			
Total tetrachlorodibenzodioxins	ng/kg	0.15 *J*	8.62	7.73	7.96	3.95	8.44			
2,3,7,8-Tetrachlorodibenzofuran	ng/kg	0.426 *J*	49.4	67.5	69.5	36	15.7			
1,2,3,7,8-Pentachlorodibenzofuran	ng/kg	0.308 *J*	35.2	79.2	60.7	48.9	14.2			
2,3,4,7,8-Pentachlorodibenzofuran	ng/kg	0.17 *J*	13.6	26.6	21.5	17	5.51			
1,2,3,4,7,8-Hexachlorodibenzofuran	ng/kg	0.541 *J*	67.7	155	111	93.8	36.4			
1,2,3,6,7,8-Hexachlorodibenzofuran	ng/kg	0.273 *J*	19.6	44.7	34.3	28.2	9.92			
1,2,3,7,8,9-Hexachlorodibenzofuran	ng/kg	0.1 *U*	1.71 *J*	3.84	3.17	2.79	0.637 *J*			
2,3,4,6,7,8-Hexachlorodibenzofuran	ng/kg	0.12 *J*	3.71	6.72	5.35	3.77	1.93 *J*			
1,2,3,4,6,7,8-Heptachlorodibenzofuran	ng/kg	0.893 *J*	61.5	110	74.3	51.1	41.4			
1,2,3,4,7,8,9-Heptachlorodibenzofuran	ng/kg	0.277 *J*	23.8	87.5	46.5	40	11.9			
Octachlorodibenzofuran	ng/kg	2.46 *J*	298	713	423	360	160			
Total heptachlorodibenzofurans	ng/kg	2.25 *J*	164	382	223	168	78.1			
Total hexachlorodibenzofurans	ng/kg	1.96 *J*	202	461	301	243	78.3			
Total pentachlorodibenzofurans	ng/kg	1.28	142	275	204	165	62.5			
Total tetrachlorodibenzofurans	ng/kg	3.24	205	254	208	145	82.4			
TEQ - Dioxins (ND=1/2)	ng/kg	0.18	3.23	2.41	4.06	1.00	1.31			
TEQ - Furans (ND=1/2)	ng/kg	0.25	23.65	47.08	37.37	28.35	10.47			
TEQ - Total [2] (ND=1/2)	ng/kg	0.43	26.88	49.50	41.42	29.34	11.78			

Table A-7. (cont.)

	Survey:	ONON2A	ONON2A	ONON2A	ONON2A	ONON2A	ONON2A	ONON2A	ONON2A	ONON2A
	Sample Number:	DM0034	DM0035	DM0011	DM0012	DM0042	DM0013	DM0014	DM0015	DM0021
	Station ID:	S437	S437	S438	S438	S438	S438	S438	S438	S439
	Duplicates:				D1	D2				
	Date:	8/16/2000	8/16/2000	8/16/2000	8/16/2000	8/16/2000	8/16/2000	8/16/2000	8/16/2000	8/17/2000
	Depth (cm):	210 - 233	282 - 297	0 - 49	61 - 149	61 - 149	183 - 207	207 - 265	265 - 300	6 - 18
Chemical	**Units**									
Inorganics										
Aluminum	mg/kg	5,060 *J*	23,300 *J*	9,100	4,750 *J*	6,640 *J*	3,990 *J*	6,240 *J*	11,200 *J*	8,950
Antimony	mg/kg	0.32 *U*	0.43	0.25	0.22 *U*	0.22 *U*	0.31 *U*	0.57	0.41 *U*	0.40 *J*
Arsenic	mg/kg	10.7	10.6	5.9	5.3	11.3	7.9	13.3	6.7	8.4
Barium	mg/kg	81.7	81.1	73.5	70.7	82.3	85.1	89.9	84.8	71.7 *J*
Beryllium	mg/kg	0.56	1.0	0.44	0.37	0.61	0.41	0.68	0.59	0.43
Cadmium	mg/kg	0.76	0.062 *U*	0.033 *U*	0.26	0.41	0.45	0.41	0.16	0.037 *U*
Calcium	mg/kg	276,000	34,700	155,000	182,000	227,000	291,000	271,000	25,800	142,000
Chromium	mg/kg	26.2	29.9	17.2 *J*	21.3	21.3	19	21.7	16.1	16.2 *J*
Cobalt	mg/kg	2.6	5.3	3.9	2.8	4.0	1.8	3.3	2.4	4.3
Copper	mg/kg	44.5	36.1	24.4	21.8	33.2	28.4	35.5	26.1	17.6
Cyanide	mg/kg	0.96	1.1 *U*	0.58 *U*	0.57 *U*	0.57 *U*	0.81 *U*	0.84 *U*	1.1 *U*	0.67 *U*
Iron	mg/kg	6,210	29,600	14,300	8,900	11,500	5,600	9,050	10,900	15,900
Lead	mg/kg	44.1	36.4	13.8	13.8	17.6	22.8	31.2	38.4	13.8
Magnesium	mg/kg	7,990	7,300	17,000	8,790	7,820	6,490	8,870	7,940	13,700
Manganese	mg/kg	282	247	246	193	252	216	258	106	272
Mercury	mg/kg	78.2 *J*	0.3 *J*	4.0	36 *J*	57.6 *J*	51.2 *J*	29.5 *J*	0.33 *J*	0.16
Nickel	mg/kg	27.7	29.8	13.4	64.6	30.5	18.8	20.2	15.2	14
Potassium	mg/kg	557	5,750	3,180	1,570	2,380	668	1,190	2,930	2,720
Selenium	mg/kg	0.90	2.1	1.0	0.42 *U*	0.71	0.89	0.84	1.9	1.4
Silver	mg/kg	0.12 *U*	0.17 *U*	0.087 *U*	0.086 *U*	0.086 *U*	0.12 *U*	0.13 *U*	0.16 *U*	0.10 *U*
Sodium	mg/kg	4,110 *J*	13,000 *J*	440 *J*	812 *J*	1,060 *J*	1,910 *J*	2,420 *J*	5,450 *J*	375
Thallium	mg/kg	0.81 *U*	1.1 *U*	0.57 *U*	0.56 *U*	0.56 *U*	0.79 *U*	0.82 *U*	1.0 *U*	0.65 *U*
Vanadium	mg/kg	11.1	40.7	18.3	12.7	19.7	8.5	14.7	20.5	18.6
Zinc	mg/kg	97.3	60	40.3	51.8	65.1	72.8	81.8	55	50.2
Semivolatile Organic Compounds										
1,2,4-Trichlorobenzene	µg/kg	59 *U*	82 *U*	39 *U*	38 *U*	38 *UJ*	55 *U*	56 *U*	79 *U*	43 *U*
1,2-Dichlorobenzene	µg/kg	59 *U*	82 *U*	39 *U*	38 *U*	38 *UJ*	55 *U*	56 *U*	79 *U*	43 *U*
1,3-Dichlorobenzene	µg/kg	130	82 *U*	39 *U*	38 *U*	38 *UJ*	110	56 *U*	79 *U*	43 *U*
1,4-Dichlorobenzene	µg/kg	59 *U*	82 *U*	39 *U*	38 *U*	38 *UJ*	55 *U*	56 *U*	79 *U*	43 *U*
2,2'-Oxybis(1-chloropropane)	µg/kg	59 *U*	82 *U*	39 *UJ*	38 *UJ*	38 *UJ*	55 *UJ*	56 *UJ*	79 *UJ*	43 *U*
2,4,5-Trichlorophenol	µg/kg	300 *U*	420 *U*	200 *U*	190 *U*	190 *UJ*	290 *U*	290 *U*	410 *U*	220 *U*

Table A-7. (cont.)

	Survey:	ONON2A	ONON2A	ONON2A	ONON2A	ONON2A	ONON2A	ONON2A	ONON2A	ONON2A
	Sample Number:	DM0034	DM0035	DM0011	DM0012	DM0042	DM0013	DM0014	DM0015	DM0021
	Station ID:	S437	S437	S438	S438	S438	S438	S438	S438	S439
	Duplicates:				D1	D2				
	Date:	8/16/2000	8/16/2000	8/16/2000	8/16/2000	8/16/2000	8/16/2000	8/16/2000	8/16/2000	8/17/2000
	Depth (cm):	210 - 233	282 - 297	0 - 49	61 - 149	61 - 149	183 - 207	207 - 265	265 - 300	6 - 18
Chemical	**Units**									
2,4,6-Trichlorophenol	µg/kg	300 *U*	420 *U*	200 *U*	190 *U*	190 *UJ*	290 *U*	290 *U*	410 *U*	220 *U*
2,4-Dichlorophenol	µg/kg	300 *U*	420 *U*	200 *U*	190 *U*	190 *UJ*	290 *U*	290 *U*	410 *U*	220 *U*
2,4-Dimethylphenol	µg/kg	300 *U*	420 *U*	200 *U*	190 *U*	190 *UJ*	290 *U*	290 *U*	410 *U*	220 *U*
2,4-Dinitrophenol	µg/kg	1,500 *U*	2,100 *U*	1,000 *U*	970 *U*	970 *UJ*	1,400 *U*	1,500 *U*	2,000 *U*	1,100 *U*
2,4-Dinitrotoluene	µg/kg	300 *U*	420 *U*	200 *U*	190 *U*	190 *UJ*	290 *U*	290 *U*	410 *U*	220 *U*
2,6-Dinitrotoluene	µg/kg	300 *U*	420 *U*	200 *U*	190 *U*	190 *UJ*	290 *U*	290 *U*	410 *U*	220 *U*
2-Chloronaphthalene	µg/kg	59 *U*	82 *U*	39 *U*	38 *U*	38 *UJ*	55 *U*	56 *U*	79 *U*	43 *U*
2-Chlorophenol	µg/kg	59 *U*	82 *U*	39 *U*	38 *U*	38 *UJ*	55 *U*	56 *U*	79 *U*	43 *U*
2-Methyl-4,6-dinitrophenol	µg/kg	1,500 *U*	2,100 *U*	1,000 *U*	970 *U*	970 *UJ*	1,400 *U*	1,500 *U*	2,000 *U*	1,100 *U*
2-Methylnaphthalene	µg/kg	59 *U*	82 *U*	39 *U*	38 *U*	38 *UJ*	55 *U*	56 *U*	79 *U*	43 *U*
2-Methylphenol	µg/kg	59 *U*	82 *U*	39 *U*	38 *U*	38 *UJ*	55 *U*	56 *U*	79 *U*	43 *U*
4-Methylphenol	µg/kg	59 *U*	82 *U*	39 *U*	38 *U*	38 *UJ*	55 *U*	56 *U*	79 *U*	43 *U*
2-Nitroaniline	µg/kg	120 *U*	170 *U*	80 *U*	76 *U*	77 *UJ*	110 *U*	110 *U*	160 *U*	88 *U*
3-Nitroaniline	µg/kg	1,500 *U*	2,100 *U*	1,000 *U*	970 *U*	970 *UJ*	1,400 *U*	1,500 *U*	2,000 *U*	1,100 *U*
4-Nitroaniline	µg/kg	1,500 *U*	2,100 *U*	1,000 *U*	970 *U*	970 *UJ*	1,400 *U*	1,500 *U*	2,000 *U*	1,100 *U*
2-Nitrophenol	µg/kg	300 *U*	420 *U*	200 *U*	190 *U*	190 *UJ*	290 *U*	290 *U*	410 *U*	220 *U*
4-Nitrophenol	µg/kg	1,500 *U*	2,100 *U*	1,000 *U*	970 *U*	970 *UJ*	1,400 *U*	1,500 *U*	2,000 *U*	1,100 *U*
3,3-Dichlorobenzidine	µg/kg	59 *U*	82 *U*	39 *U*	38 *U*	38 *UJ*	55 *U*	56 *U*	79 *U*	43 *U*
4-Bromophenyl-phenyl ether	µg/kg	59 *U*	82 *U*	39 *U*	38 *U*	38 *UJ*	55 *U*	56 *U*	79 *U*	43 *U*
4-Chloro-3-methylphenol	µg/kg	300 *U*	420 *U*	200 *U*	190 *U*	190 *UJ*	290 *U*	290 *U*	410 *U*	220 *U*
4-Chloroaniline	µg/kg	59 *U*	82 *U*	39 *U*	38 *U*	38 *UJ*	55 *U*	56 *U*	79 *U*	43 *U*
4-Chlorophenyl-phenyl ether	µg/kg	59 *U*	82 *U*	39 *U*	38 *U*	38 *UJ*	55 *U*	56 *U*	79 *U*	43 *U*
Acenaphthene	µg/kg	59 *U*	82 *U*	39 *U*	47	38 *UJ*	55 *U*	56 *U*	79 *U*	43 *U*
Acenaphthylene	µg/kg	59 *U*	82 *U*	39 *U*	38 *U*	38 *UJ*	55 *U*	56 *U*	79 *U*	43 *U*
Anthracene	µg/kg	59 *U*	82 *U*	39 *U*	79	51 *J*	55 *U*	56 *U*	79 *U*	43 *U*
Benz(a)anthracene	µg/kg	60	170	83	240	180 *J*	55 *U*	67	170	47
Benzo(a)pyrene	µg/kg	70	170	86	220	190 *J*	55 *U*	74	160	47
Benzo(b)fluoranthene	µg/kg	70	180	77	190	160 *J*	55 *U*	59	130	43 *U*
Benzo(g,h,i)perylene	µg/kg	59 *U*	99	56	130	120 *J*	55 *U*	56 *U*	98	43 *U*
Benzo(k)fluoranthene	µg/kg	62	180	73	190	180 *J*	55 *U*	56 *U*	150	43 *U*
Benzyl alcohol	µg/kg	300 *U*	420 *U*	200 *U*	190 *U*	190 *UJ*	290 *U*	290 *U*	410 *U*	220 *U*
Bis(2-chloroethoxy)methane	µg/kg	59 *U*	82 *U*	39 *U*	38 *U*	38 *UJ*	55 *U*	56 *U*	79 *U*	43 *U*

Table A-7. (cont.)

	Survey:	ONON2A	ONON2A	ONON2A	ONON2A	ONON2A	ONON2A	ONON2A	ONON2A	ONON2A
	Sample Number:	DM0034	DM0035	DM0011	DM0012	DM0042	DM0013	DM0014	DM0015	DM0021
	Station ID:	S437	S437	S438	S438	S438	S438	S438	S438	S439
	Duplicates:				D1	D2				
	Date:	8/16/2000	8/16/2000	8/16/2000	8/16/2000	8/16/2000	8/16/2000	8/16/2000	8/16/2000	8/17/2000
	Depth (cm):	210 - 233	282 - 297	0 - 49	61 - 149	61 - 149	183 - 207	207 - 265	265 - 300	6 - 18
Chemical	**Units**									
Bis(2-chloroethyl)ether	µg/kg	59 *U*	82 *U*	39 *U*	38 *U*	38 *UJ*	55 *U*	56 *U*	79 *U*	43 *U*
Bis(2-ethylhexyl)phthalate	µg/kg	91	160	63 *J*	830 *J*	87 *J*	130 *J*	140 *J*	150 *J*	110
Butylbenzylphthalate	µg/kg	59 *U*	82 *U*	39 *UJ*	38 *UJ*	38 *UJ*	55 *UJ*	56 *UJ*	79 *UJ*	43 *U*
Carbazole	µg/kg	59 *U*	82 *U*	39 *U*	48	38 *UJ*	55 *U*	56 *U*	79 *U*	43 *U*
Chrysene	µg/kg	84	210	91	260	220 *J*	55 *U*	91	180	49
Dibenz(a,h)anthracene	µg/kg	59 *U*	82 *U*	39 *U*	49	46 *J*	55 *U*	56 *U*	79 *U*	43 *U*
Dibenzofuran	µg/kg	59 *U*	82 *U*	39 *U*	38 *U*	38 *UJ*	55 *U*	56 *U*	79 *U*	43 *U*
Diethylphthalate	µg/kg	59 *U*	82 *U*	39 *U*	38 *U*	38 *UJ*	55 *U*	56 *U*	79 *U*	43 *U*
Dimethylphthalate	µg/kg	59 *U*	82 *U*	39 *U*	38 *U*	38 *UJ*	55 *U*	56 *U*	79 *U*	43 *U*
Di-n-butylphthalate	µg/kg	59 *U*	82 *U*	39 *U*	38 *U*	38 *UJ*	55 *U*	56 *U*	79 *U*	43 *U*
Di-n-octylphthalate	µg/kg	59 *U*	82 *U*	39 *U*	38 *U*	38 *UJ*	55 *U*	56 *U*	79 *U*	43 *U*
Fluoranthene	µg/kg	130	420	180	580	410 *J*	95	180	400	69
Fluorene	µg/kg	59 *U*	82 *U*	39 *U*	41	38 *UJ*	55 *U*	56 *U*	79 *U*	43 *U*
Hexachlorobenzene (GC/ECD)	µg/kg				620.6					
Hexachlorobenzene (GC/MS)	µg/kg	360	82 *U*	39 *U*	530	620 *J*	55 *U*	56 *U*	79 *U*	43 *U*
Final HCB Value	µg/kg	360	82 *U*	39 *U*	575.3 *J*	620 *J*	55 *U*	56 *U*	79 *U*	43 *U*
Hexachlorobutadiene	µg/kg	59 *U*	82 *U*	39 *U*	38 *U*	38 *UJ*	55 *U*	56 *U*	79 *U*	43 *U*
Hexachlorocyclopentadiene	µg/kg	300 *U*	420 *U*	200 *U*	190 *U*	190 *UJ*	290 *U*	290 *U*	410 *U*	220 *UJ*
Hexachloroethane	µg/kg	59 *U*	82 *U*	39 *U*	38 *U*	38 *UJ*	55 *U*	56 *U*	79 *U*	43 *U*
Indeno(1,2,3-cd)pyrene	µg/kg	59 *U*	96	54	130	100 *J*	55 *U*	56 *U*	100	43 *U*
Isophorone	µg/kg	59 *U*	82 *U*	39 *U*	38 *U*	38 *UJ*	55 *U*	56 *U*	79 *U*	43 *U*
Naphthalene	µg/kg	59 *U*	82 *U*	39 *U*	38 *U*	38 *UJ*	55 *U*	56 *U*	79 *U*	43 *U*
Nitrobenzene	µg/kg	59 *U*	82 *U*	39 *U*	38 *U*	38 *UJ*	55 *U*	56 *U*	79 *U*	43 *U*
N-Nitrosodimethylamine	µg/kg	300 *U*	420 *U*	200 *U*	190 *U*	190 *UJ*	290 *U*	290 *U*	410 *U*	220 *U*
N-Nitroso-di-n-propylamine	µg/kg	59 *U*	82 *U*	39 *U*	38 *U*	38 *UJ*	55 *U*	56 *U*	79 *U*	43 *U*
N-Nitrosodiphenylamine	µg/kg	59 *U*	82 *U*	39 *U*	38 *U*	38 *UJ*	55 *U*	56 *U*	79 *U*	43 *U*
Pentachlorophenol	µg/kg	1,500 *U*	2,100 *U*	1,000 *U*	970 *U*	970 *UJ*	1,400 *U*	1,500 *U*	2,000 *U*	1,100 *U*
Phenanthrene	µg/kg	71	390	77	430	290 *J*	55 *U*	99	230	43 *U*
Phenol	µg/kg	59 *U*	82 *U*	39 *U*	38 *U*	38 *UJ*	55 *U*	56 *U*	79 *U*	43 *U*
Pyrene	µg/kg	140	320	130	440	340 *J*	79	140	280	69
Pesticides										
4,4'-DDD	µg/kg				*R*					

Table A-7. (cont.)

	Survey:	ONON2A	ONON2A	ONON2A	ONON2A	ONON2A	ONON2A	ONON2A	ONON2A	ONON2A
	Sample Number:	DM0034	DM0035	DM0011	DM0012	DM0042	DM0013	DM0014	DM0015	DM0021
	Station ID:	S437	S437	S438	S438	S438	S438	S438	S438	S439
	Duplicates:				D1	D2				
	Date:	8/16/2000	8/16/2000	8/16/2000	8/16/2000	8/16/2000	8/16/2000	8/16/2000	8/16/2000	8/17/2000
	Depth (cm):	210 - 233	282 - 297	0 - 49	61 - 149	61 - 149	183 - 207	207 - 265	265 - 300	6 - 18
Chemical	**Units**									
4,4'-DDE	µg/kg				*R*					
4,4'-DDT	µg/kg				1.49 *J*					
Aldrin	µg/kg				1.18 *J*					
alpha-BHC	µg/kg				*R*					
beta-BHC	µg/kg				3.19 *J*					
gamma-BHC (Lindane)	µg/kg				*R*					
delta-BHC	µg/kg				*R*					
Dieldrin	µg/kg				3.8 *J*					
Endosulfan I	µg/kg				1.08 *UJ*					
Endosulfan II	µg/kg				*R*					
Endosulfan sulfate	µg/kg				*R*					
Endrin aldehyde	µg/kg				2.81 *J*					
Endrin ketone	µg/kg				*R*					
Endrin	µg/kg				*R*					
Heptachlor epoxide	µg/kg				3.84 *J*					
Heptachlor	µg/kg				1.08 *UJ*					
Methoxychlor	µg/kg				*R*					
Toxaphene	µg/kg				108 *UJ*					
cis (alpha)-Chlordane	µg/kg				1.08 *UJ*					
trans (gamma)-Chlordane	µg/kg				2.96 *J*					
Total Chlordane [1]	µg/kg				2.96 *J*					
PCBs										
Aroclor 1016	µg/kg	54 *U*	54.5 *U*	53.2 *U*	53.9 *U*	106 *U*	54.4 *U*	53.4 *U*	54 *U*	53.3 *U*
Aroclor 1221	µg/kg	54 *U*	54.5 *U*	53.2 *U*	53.9 *U*	106 *U*	54.4 *U*	53.4 *U*	54 *U*	53.3 *U*
Aroclor 1232	µg/kg	54 *U*	54.5 *U*	53.2 *U*	53.9 *U*	106 *U*	54.4 *U*	53.4 *U*	54 *U*	53.3 *U*
Aroclor 1242	µg/kg	65.4 *J*	54.5 *U*	53.2 *U*	108 *J*	99.8 *J*	72.4 *J*	53.3 *J*	54 *U*	53.3 *U*
Aroclor 1248	µg/kg	54 *U*	54.5 *U*	53.2 *U*	53.9 *U*	106 *U*	54.4 *U*	53.4 *U*	54 *U*	53.3 *U*
Aroclor 1254	µg/kg	79.9 *J*	54.5 *U*	10.6 *J*	108 *J*	165 *J*	54.1 *J*	63.7 *J*	25.8 *J*	53.3 *U*
Aroclor 1260	µg/kg	54 *U*	54.5 *U*	53.2 *U*	53.9 *U*	106 *U*	54.4 *U*	53.4 *U*	54 *U*	53.3 *U*
Aroclor 1268	µg/kg	72.7 *J*	54.5 *U*	53.2 *U*	109 *J*	193 *J*	169 *J*	59.9 *J*	54 *U*	53.3 *U*
Sum PCBs	µg/kg	218	109 *U*	37.2	325	457.8	295.5	176.9	52.8	106.6 *U*

Table A-7. (cont.)

Survey:	ONON2A	ONON2A	ONON2A	ONON2A	ONON2A	ONON2A	ONON2A	ONON2A	ONON2A
Sample Number:	DM0034	DM0035	DM0011	DM0012	DM0042	DM0013	DM0014	DM0015	DM0021
Station ID:	S437	S437	S438	S438	S438	S438	S438	S438	S439
Duplicates:				D1	D2				
Date:	8/16/2000	8/16/2000	8/16/2000	8/16/2000	8/16/2000	8/16/2000	8/16/2000	8/16/2000	8/17/2000
Depth (cm):	210 - 233	282 - 297	0 - 49	61 - 149	61 - 149	183 - 207	207 - 265	265 - 300	6 - 18
Chemical	**Units**								
PCDD/PCDFs									
2,3,7,8-Tetrachlorodibenzodioxin	ng/kg		0.109 *J*	0.112 *J*	0.126 *J*	0.261 *J*	0.236 *J*	0.21 *J*	
1,2,3,7,8-Pentachlorodibenzodioxin	ng/kg		0.175 *J*	0.177 *J*	0.212 *J*	0.283 *J*	0.543 *J*	0.93 *J*	
1,2,3,4,7,8-Hexachlorodibenzodioxin	ng/kg		0.158 *J*	0.128 *J*	0.282 *J*	0.504 *J*	0.579 *J*	0.52 *U*	
1,2,3,6,7,8-Hexachlorodibenzodioxin	ng/kg		0.284 *J*	0.584 *J*	0.817 *J*	2.32	2.31 *J*	0.52 *U*	
1,2,3,7,8,9-Hexachlorodibenzodioxin	ng/kg		0.297 *J*	0.445 *J*	0.482 *J*	1.36 *J*	1.57 *J*	0.654 *J*	
1,2,3,4,6,7,8-Heptachlorodibenzodioxin	ng/kg		6.01	13.8	15.9	57	43.7	10.4	
Octachlorodibenzodioxin	ng/kg		46.8	144	172	512	367	60.8	
Total heptachlorodibenzodioxins	ng/kg		15.3	28.8	35.3	126	95.6	19.8	
Total hexachlorodibenzodioxins	ng/kg		3.29	4.86	3.9	22.7	23.1	5.25	
Total pentachlorodibenzodioxins	ng/kg		1.13	0.124 *J*	0.475 *J*	7.92	6.2	3.49	
Total tetrachlorodibenzodioxins	ng/kg		1.15	0.856 *J*	1.17	5.41	6.29	6.24	
2,3,7,8-Tetrachlorodibenzofuran	ng/kg		1.23	14.7	14	37.1	36.8	2.46	
1,2,3,7,8-Pentachlorodibenzofuran	ng/kg		1.21	21.2	10.3	23.8	54.9	2.36	
2,3,4,7,8-Pentachlorodibenzofuran	ng/kg		0.689 *J*	6.91	3.95	8.33	19.3	1.2	
1,2,3,4,7,8-Hexachlorodibenzofuran	ng/kg		2.76	63.7	35.7	57.8	179	4.15	
1,2,3,6,7,8-Hexachlorodibenzofuran	ng/kg		1.01 *J*	25.1	10.2	17.2	56.8	1.48 *J*	
1,2,3,7,8,9-Hexachlorodibenzofuran	ng/kg		0.09 *U*	1.34 *J*	0.56 *J*	1.29 *J*	2.77	0.131 *J*	
2,3,4,6,7,8-Hexachlorodibenzofuran	ng/kg		0.426 *J*	2.93	1.51 *J*	3.03	5.97	1.06 *J*	
1,2,3,4,6,7,8-Heptachlorodibenzofuran	ng/kg		5.52	66.9	41.6	51.5	199	6.49	
1,2,3,4,7,8,9-Heptachlorodibenzofuran	ng/kg		1.53 *J*	60	49.3	20.3	95.8	1.19 *J*	
Octachlorodibenzofuran	ng/kg		10.9	286	218	264	735	14.3	
Total heptachlorodibenzofurans	ng/kg		10.3	225	176	134	457	12.6	
Total hexachlorodibenzofurans	ng/kg		8.17	165	108	150	363	17.5	
Total pentachlorodibenzofurans	ng/kg		7.79	70.4	41.6	95.6	200	22.1	
Total tetrachlorodibenzofurans	ng/kg		10.1	47.6	45.9	143	140	28.4	
TEQ - Dioxins (ND=1/2)	ng/kg		0.42	0.56	0.67	1.58	1.70	1.37	
TEQ - Furans (ND=1/2)	ng/kg		1.02	16.59	9.62	17.74	43.55	1.72	
TEQ - Total [2] (ND=1/2)	ng/kg		1.45	17.15	10.29	19.33	45.25	3.09	

Table A-7. (cont.)

	Survey:	ONON2A	ONON2A	ONON2A	ONON2A	ONON2A	ONON2A	ONON2A	ONON2A	ONON2A
	Sample Number:	DM0022	DM0023	DM0024	DM0025	DM0006	DM0007	DM0008	DM0009	DM0010
	Station ID:	S439	S439	S439	S439	S440	S440	S440	S440	S440
	Duplicates:									
	Date:	8/17/2000	8/17/2000	8/17/2000	8/17/2000	8/17/2000	8/17/2000	8/17/2000	8/17/2000	8/17/2000
	Depth (cm):	18 - 55	61 - 183	183 - 219	219 - 244	3 - 17	87 - 137	137 - 192	192 - 235	262 - 293
Chemical	**Units**									
Inorganics										
Aluminum	mg/kg	6,170	5,020	3,290	5,520	12,100	5,660	5,710	5,770	1,010
Antimony	mg/kg	0.40 *J*	0.42 *J*	0.72 *J*	1.3 *J*	0.30	0.55	0.37	0.45	0.69
Arsenic	mg/kg	3.4	8.0	5.7	8.0	8.4	8.5	10	9.4	0.70
Barium	mg/kg	72.1 *J*	87.3 *J*	98.7 *J*	97.8 *J*	66.6	93	84.8	91.9	227
Beryllium	mg/kg	0.29	0.41	0.27	0.37	0.55	0.43	0.55	0.53	0.086
Cadmium	mg/kg	0.033 *U*	0.87	0.28	4.3	0.036 *U*	1.1	0.72	0.97	0.041 *U*
Calcium	mg/kg	183,000	311,000	292,000	209,000	88,700	324,000	277,000	333,000	357,000
Chromium	mg/kg	12.4 *J*	28.1 *J*	10.4 *J*	61.6 *J*	19.4	32.2	24.5	28.7	2.8
Cobalt	mg/kg	3.0	2.4	1.8	4.3	4.8	2.7	3.5	2.8	0.15
Copper	mg/kg	10.9	46.2	18	61.6	20.4	49.4	50.6	49.7	2.1
Cyanide	mg/kg	0.59 *U*	0.81 *U*	0.72 *U*	1.1 *U*	0.63 *U*	1.3	1.1	0.94 *U*	0.74 *U*
Iron	mg/kg	9,260	6,330	6,300	11,300	17,100	6,900	9,430	7,070	1,330
Lead	mg/kg	4.5	31.4	44.4	157	13.7 *J*	34.6 *J*	35.4 *J*	49.9 *J*	12.1 *J*
Magnesium	mg/kg	11,800	5,680	4,510	6,480	9,690	6,800	8,680	10,700	3,010
Manganese	mg/kg	280	259	255	263	294	300	286	294	242
Mercury	mg/kg	0.097	86.3	1.6	3.4	0.49 *J*	80.3 *J*	50.7 *J*	56.6 *J*	0.052 *J*
Nickel	mg/kg	9.5	25.9	11.4	49.6	16.6	28.4	33	32.1	1.8
Potassium	mg/kg	1,880	675	608	1,180	3,440	839	659	587	220
Selenium	mg/kg	0.94	0.89	1.1	1.7	1.2	1.4	0.98	0.92	1.1 *U*
Silver	mg/kg	0.089 *U*	0.14	0.11 *U*	0.88	0.095 *U*	0.12 *U*	0.12	0.15	0.11 *U*
Sodium	mg/kg	424	3,070	2,230	4,840	299	3,190	4,970	10,300	7,760
Thallium	mg/kg	0.58 *U*	0.79 *U*	0.70 *U*	1.1 *U*	0.62 *U*	0.78 *U*	0.77 *U*	0.92 *U*	0.73 *U*
Vanadium	mg/kg	13.2	9.9	7.2	14.1	23.2	10.6	12.7	10.9	1.7
Zinc	mg/kg	29	113	50	186	46 *J*	124 *J*	103 *J*	120 *J*	15.4 *J*
Semivolatile Organic Compounds										
1,2,4-Trichlorobenzene	µg/kg	40 *UJ*	56 *U*	48 *UJ*	85 *UJ*	40 *U*	54 *U*	51 *U*	58 *UJ*	50 *UJ*
1,2-Dichlorobenzene	µg/kg	40 *UJ*	56 *U*	48 *UJ*	85 *UJ*	51	54 *U*	51 *U*	97 *J*	50 *UJ*
1,3-Dichlorobenzene	µg/kg	40 *UJ*	56 *U*	48 *UJ*	85 *UJ*	40 *U*	54 *U*	51 *U*	110 *J*	50 *UJ*
1,4-Dichlorobenzene	µg/kg	40 *UJ*	56 *U*	48 *UJ*	85 *UJ*	40 *U*	54 *U*	51 *U*	58 *UJ*	50 *UJ*
2,2'-Oxybis(1-chloropropane)	µg/kg	40 *UJ*	56 *U*	48 *UJ*	85 *UJ*	40 *U*	54 *U*	51 *U*	58 *UJ*	50 *UJ*
2,4,5-Trichlorophenol	µg/kg	210 *UJ*	290 *U*	250 *UJ*	440 *UJ*	200 *U*	280 *U*	260 *U*	300 *UJ*	260 *UJ*

Table A-7. (cont.)

	Survey:	ONON2A	ONON2A	ONON2A	ONON2A	ONON2A	ONON2A	ONON2A	ONON2A	ONON2A
	Sample Number:	DM0022	DM0023	DM0024	DM0025	DM0006	DM0007	DM0008	DM0009	DM0010
	Station ID:	S439	S439	S439	S439	S440	S440	S440	S440	S440
	Duplicates:									
	Date:	8/17/2000	8/17/2000	8/17/2000	8/17/2000	8/17/2000	8/17/2000	8/17/2000	8/17/2000	8/17/2000
	Depth (cm):	18 - 55	61 - 183	183 - 219	219 - 244	3 - 17	87 - 137	137 - 192	192 - 235	262 - 293
Chemical	**Units**									
2,4,6-Trichlorophenol	µg/kg	210 *UJ*	290 *U*	250 *UJ*	440 *UJ*	200 *U*	280 *U*	260 *U*	300 *UJ*	260 *UJ*
2,4-Dichlorophenol	µg/kg	210 *UJ*	290 *U*	250 *UJ*	440 *UJ*	200 *U*	280 *U*	260 *U*	300 *UJ*	260 *UJ*
2,4-Dimethylphenol	µg/kg	210 *UJ*	290 *U*	250 *UJ*	440 *UJ*	200 *U*	280 *U*	260 *U*	300 *UJ*	260 *UJ*
2,4-Dinitrophenol	µg/kg	1,000 *UJ*	1,400 *U*	1,200 *UJ*	2,200 *UJ*	1,000 *U*	1,400 *U*	1,300 *U*	1,500 *UJ*	1,300 *UJ*
2,4-Dinitrotoluene	µg/kg	210 *UJ*	290 *U*	250 *UJ*	440 *UJ*	200 *U*	280 *U*	260 *U*	300 *UJ*	260 *UJ*
2,6-Dinitrotoluene	µg/kg	210 *UJ*	290 *U*	250 *UJ*	440 *UJ*	200 *U*	280 *U*	260 *U*	300 *UJ*	260 *UJ*
2-Chloronaphthalene	µg/kg	40 *UJ*	56 *U*	48 *UJ*	85 *UJ*	40 *U*	54 *U*	51 *U*	58 *UJ*	50 *UJ*
2-Chlorophenol	µg/kg	40 *UJ*	56 *U*	48 *UJ*	85 *UJ*	40 *U*	54 *U*	51 *U*	58 *UJ*	50 *UJ*
2-Methyl-4,6-dinitrophenol	µg/kg	1,000 *UJ*	1,400 *U*	1,200 *UJ*	2,200 *UJ*	1,000 *U*	1,400 *U*	1,300 *U*	1,500 *UJ*	1,300 *UJ*
2-Methylnaphthalene	µg/kg	40 *UJ*	56 *U*	48 *UJ*	85 *UJ*	40 *U*	54 *U*	51 *U*	58 *UJ*	50 *UJ*
2-Methylphenol	µg/kg	40 *UJ*	56 *U*	48 *UJ*	85 *UJ*	40 *U*	54 *U*	51 *U*	58 *UJ*	50 *UJ*
4-Methylphenol	µg/kg	40 *UJ*	56 *U*	48 *UJ*	85 *UJ*	40 *U*	54 *U*	51 *U*	58 *UJ*	50 *UJ*
2-Nitroaniline	µg/kg	82 *UJ*	110 *U*	97 *UJ*	170 *UJ*	80 *U*	110 *U*	100 *U*	120 *UJ*	100 *UJ*
3-Nitroaniline	µg/kg	1,000 *UJ*	1,400 *U*	1,200 *UJ*	2,200 *UJ*	1,000 *U*	1,400 *U*	1,300 *U*	1,500 *UJ*	1,300 *UJ*
4-Nitroaniline	µg/kg	1,000 *UJ*	1,400 *U*	1,200 *UJ*	2,200 *UJ*	1,000 *U*	1,400 *U*	1,300 *U*	1,500 *UJ*	1,300 *UJ*
2-Nitrophenol	µg/kg	210 *UJ*	290 *U*	250 *UJ*	440 *UJ*	200 *U*	280 *U*	260 *U*	300 *UJ*	260 *UJ*
4-Nitrophenol	µg/kg	1,000 *UJ*	1,400 *U*	1,200 *UJ*	2,200 *UJ*	1,000 *U*	1,400 *U*	1,300 *U*	1,500 *UJ*	1,300 *UJ*
3,3-Dichlorobenzidine	µg/kg	40 *UJ*	56 *U*	48 *UJ*	85 *UJ*	40 *U*	54 *U*	51 *U*	58 *UJ*	50 *UJ*
4-Bromophenyl-phenyl ether	µg/kg	40 *UJ*	56 *U*	48 *UJ*	85 *UJ*	40 *U*	54 *U*	51 *U*	58 *UJ*	50 *UJ*
4-Chloro-3-methylphenol	µg/kg	210 *UJ*	290 *U*	250 *UJ*	440 *UJ*	200 *U*	280 *U*	260 *U*	300 *UJ*	260 *UJ*
4-Chloroaniline	µg/kg	40 *UJ*	56 *U*	48 *UJ*	85 *UJ*	40 *U*	54 *U*	51 *U*	58 *UJ*	50 *UJ*
4-Chlorophenyl-phenyl ether	µg/kg	40 *UJ*	56 *U*	48 *UJ*	85 *UJ*	40 *U*	54 *U*	51 *U*	58 *UJ*	50 *UJ*
Acenaphthene	µg/kg	40 *UJ*	56 *U*	48 *UJ*	85 *UJ*	40 *U*	54 *U*	78	58 *UJ*	50 *UJ*
Acenaphthylene	µg/kg	40 *UJ*	56 *U*	48 *UJ*	85 *UJ*	40 *U*	54 *U*	51 *U*	58 *UJ*	50 *UJ*
Anthracene	µg/kg	40 *UJ*	56 *U*	48 *UJ*	85 *UJ*	53	54 *U*	210	58 *UJ*	50 *UJ*
Benz(a)anthracene	µg/kg	40 *UJ*	71	170 *J*	320 *J*	130	54 *U*	1,900	58 *UJ*	50 *UJ*
Benzo(a)pyrene	µg/kg	40 *UJ*	87	180 *J*	370 *J*	130	60	2,100	58 *UJ*	50 *UJ*
Benzo(b)fluoranthene	µg/kg	40 *UJ*	90	140 *J*	310 *J*	110	56	1,900	58 *UJ*	50 *UJ*
Benzo(g,h,i)perylene	µg/kg	40 *UJ*	56 *U*	93 *J*	230 *J*	67	54 *U*	1,200	58 *UJ*	50 *UJ*
Benzo(k)fluoranthene	µg/kg	40 *UJ*	75	140 *J*	300 *J*	110	66	2,000	58 *UJ*	50 *UJ*
Benzyl alcohol	µg/kg	210 *UJ*	290 *U*	250 *UJ*	440 *UJ*	200 *U*	280 *U*	260 *U*	300 *UJ*	260 *UJ*
Bis(2-chloroethoxy)methane	µg/kg	40 *UJ*	56 *U*	48 *UJ*	85 *UJ*	40 *U*	54 *U*	51 *U*	58 *UJ*	50 *UJ*

Table A-7. (cont.)

	Survey:	ONON2A	ONON2A	ONON2A	ONON2A	ONON2A	ONON2A	ONON2A	ONON2A	ONON2A
	Sample Number:	DM0022	DM0023	DM0024	DM0025	DM0006	DM0007	DM0008	DM0009	DM0010
	Station ID:	S439	S439	S439	S439	S440	S440	S440	S440	S440
	Duplicates:									
	Date:	8/17/2000	8/17/2000	8/17/2000	8/17/2000	8/17/2000	8/17/2000	8/17/2000	8/17/2000	8/17/2000
	Depth (cm):	18 - 55	61 - 183	183 - 219	219 - 244	3 - 17	87 - 137	137 - 192	192 - 235	262 - 293
Chemical	**Units**									
Bis(2-chloroethyl)ether	µg/kg	40 *UJ*	56 *U*	48 *UJ*	85 *UJ*	40 *U*	54 *U*	51 *U*	58 *UJ*	50 *UJ*
Bis(2-ethylhexyl)phthalate	µg/kg	53 *J*	130	54 *J*	150 *J*	91	110	64	100 *J*	50 *UJ*
Butylbenzylphthalate	µg/kg	40 *UJ*	56 *U*	48 *UJ*	85 *UJ*	40 *U*	54 *U*	51 *U*	58 *UJ*	50 *UJ*
Carbazole	µg/kg	40 *UJ*	56 *U*	48 *UJ*	85 *UJ*	40 *U*	54 *U*	220	58 *UJ*	50 *UJ*
Chrysene	µg/kg	40 *UJ*	95	180 *J*	390 *J*	140	65	2,300	58 *UJ*	50 *UJ*
Dibenz(a,h)anthracene	µg/kg	40 *UJ*	56 *U*	48 *UJ*	85 *UJ*	40 *U*	54 *U*	470	58 *UJ*	50 *UJ*
Dibenzofuran	µg/kg	40 *UJ*	56 *U*	48 *UJ*	85 *UJ*	40 *U*	54 *U*	51 *U*	58 *UJ*	50 *UJ*
Diethylphthalate	µg/kg	40 *UJ*	56 *U*	48 *UJ*	85 *UJ*	40 *U*	54 *U*	51 *U*	58 *UJ*	50 *UJ*
Dimethylphthalate	µg/kg	40 *UJ*	56 *U*	48 *UJ*	85 *UJ*	40 *U*	54 *U*	51 *U*	58 *UJ*	50 *UJ*
Di-n-butylphthalate	µg/kg	40 *UJ*	68	54 *J*	110 *J*	40 *U*	54 *U*	51 *U*	58 *UJ*	50 *UJ*
Di-n-octylphthalate	µg/kg	40 *UJ*	56 *U*	48 *UJ*	85 *UJ*	40 *U*	54 *U*	51 *U*	58 *UJ*	50 *UJ*
Fluoranthene	µg/kg	40 *UJ*	160	270 *J*	560 *J*	290	110	2,900	120 *J*	57 *J*
Fluorene	µg/kg	40 *UJ*	56 *U*	48 *UJ*	85 *UJ*	40 *U*	54 *U*	64	58 *UJ*	50 *UJ*
Hexachlorobenzene (GC/ECD)	µg/kg									
Hexachlorobenzene (GC/MS)	µg/kg	40 *UJ*	360	48 *UJ*	85 *UJ*	410	490	51 *U*	58 *UJ*	50 *UJ*
Final HCB Value	µg/kg	40 *UJ*	360	48 *UJ*	85 *UJ*	410	490	51 *U*	58 *UJ*	50 *UJ*
Hexachlorobutadiene	µg/kg	40 *UJ*	56 *U*	48 *UJ*	85 *UJ*	40 *U*	54 *U*	51 *U*	58 *UJ*	50 *UJ*
Hexachlorocyclopentadiene	µg/kg	210 *UJ*	290 *UJ*	250 *UJ*	440 *UJ*	200 *U*	280 *U*	260 *U*	300 *UJ*	260 *UJ*
Hexachloroethane	µg/kg	40 *UJ*	56 *U*	48 *UJ*	85 *UJ*	40 *U*	54 *U*	51 *U*	58 *UJ*	50 *UJ*
Indeno(1,2,3-cd)pyrene	µg/kg	40 *UJ*	56 *U*	91 *J*	200 *J*	71	54 *U*	1,100	58 *UJ*	50 *UJ*
Isophorone	µg/kg	40 *UJ*	56 *U*	48 *UJ*	85 *UJ*	40 *U*	54 *U*	51 *U*	58 *UJ*	50 *UJ*
Naphthalene	µg/kg	40 *UJ*	56 *U*	48 *UJ*	85 *UJ*	40 *U*	54 *U*	85	58 *UJ*	50 *UJ*
Nitrobenzene	µg/kg	40 *UJ*	56 *U*	48 *UJ*	85 *UJ*	40 *U*	54 *U*	51 *U*	58 *UJ*	50 *UJ*
N-Nitrosodimethylamine	µg/kg	210 *UJ*	290 *U*	250 *UJ*	440 *UJ*	200 *U*	280 *U*	260 *U*	300 *UJ*	260 *UJ*
N-Nitroso-di-n-propylamine	µg/kg	40 *UJ*	56 *U*	48 *UJ*	85 *UJ*	40 *U*	54 *U*	51 *U*	58 *UJ*	50 *UJ*
N-Nitrosodiphenylamine	µg/kg	40 *UJ*	56 *U*	48 *UJ*	85 *UJ*	40 *U*	54 *U*	51 *U*	58 *UJ*	50 *UJ*
Pentachlorophenol	µg/kg	1,000 *UJ*	1,400 *U*	1,200 *UJ*	2,200 *UJ*	1,000 *U*	1,400 *U*	1,300 *U*	1,500 *UJ*	1,300 *UJ*
Phenanthrene	µg/kg	40 *UJ*	99	130 *J*	290 *J*	220	59	970	63 *J*	50 *UJ*
Phenol	µg/kg	40 *UJ*	56 *U*	48 *UJ*	85 *UJ*	40 *U*	54 *U*	51 *U*	58 *UJ*	50 *UJ*
Pyrene	µg/kg	40 *UJ*	150	260 *J*	570 *J*	220	100	2,500	88 *J*	50 *UJ*
Pesticides										
4,4'-DDD	µg/kg									

Table A-7. (cont.)

	Survey:	ONON2A	ONON2A	ONON2A	ONON2A	ONON2A	ONON2A	ONON2A	ONON2A	ONON2A
	Sample Number:	DM0022	DM0023	DM0024	DM0025	DM0006	DM0007	DM0008	DM0009	DM0010
	Station ID:	S439	S439	S439	S439	S440	S440	S440	S440	S440
	Duplicates:									
	Date:	8/17/2000	8/17/2000	8/17/2000	8/17/2000	8/17/2000	8/17/2000	8/17/2000	8/17/2000	8/17/2000
	Depth (cm):	18 - 55	61 - 183	183 - 219	219 - 244	3 - 17	87 - 137	137 - 192	192 - 235	262 - 293
Chemical	**Units**									
4,4'-DDE	µg/kg									
4,4'-DDT	µg/kg									
Aldrin	µg/kg									
alpha-BHC	µg/kg									
beta-BHC	µg/kg									
gamma-BHC (Lindane)	µg/kg									
delta-BHC	µg/kg									
Dieldrin	µg/kg									
Endosulfan I	µg/kg									
Endosulfan II	µg/kg									
Endosulfan sulfate	µg/kg									
Endrin aldehyde	µg/kg									
Endrin ketone	µg/kg									
Endrin	µg/kg									
Heptachlor epoxide	µg/kg									
Heptachlor	µg/kg									
Methoxychlor	µg/kg									
Toxaphene	µg/kg									
cis (alpha)-Chlordane	µg/kg									
trans (gamma)-Chlordane	µg/kg									
Total Chlordane [1]	µg/kg									
PCBs										
Aroclor 1016	µg/kg	53.6 *U*	52.8 *U*	50.9 *U*	53 *U*	54.6 *U*	53.8 *U*	54.4 *U*	54.8 *U*	54.3 *U*
Aroclor 1221	µg/kg	53.6 *U*	52.8 *U*	50.9 *U*	53 *U*	54.6 *U*	53.8 *U*	54.4 *U*	54.8 *U*	54.3 *U*
Aroclor 1232	µg/kg	53.6 *U*	52.8 *U*	50.9 *U*	53 *U*	54.6 *U*	53.8 *U*	54.4 *U*	54.8 *U*	54.3 *U*
Aroclor 1242	µg/kg	53.6 *U*	51.6 *J*	50.9 *U*	17 *J*	54.6 *U*	64.6 *J*	29.3 *J*	158 *J*	54.3 *U*
Aroclor 1248	µg/kg	53.6 *U*	52.8 *U*	50.9 *U*	53 *U*	54.6 *U*	53.8 *U*	54.4 *U*	54.8 *U*	54.3 *U*
Aroclor 1254	µg/kg	53.6 *U*	192 *J*	15.1 *J*	83 *J*	54.6 *U*	268 *J*	289 *J*	228 *J*	54.3 *U*
Aroclor 1260	µg/kg	53.6 *U*	52.8 *U*	50.9 *U*	126 *J*	28.2 *J*	53.8 *U*	54.4 *U*	54.8 *U*	54.3 *U*
Aroclor 1268	µg/kg	53.6 *U*	242 *J*	89.9 *J*	53 *U*	54.6 *U*	487 *J*	461 *J*	440 *J*	54.3 *U*
Sum PCBs	µg/kg	107.2 *U*	485.6	105	226	55.5	819.6	779.3	826	108.6 *U*

Table A-7. (cont.)

Survey:	ONON2A	ONON2A	ONON2A	ONON2A	ONON2A	ONON2A	ONON2A	ONON2A	ONON2A
Sample Number:	DM0022	DM0023	DM0024	DM0025	DM0006	DM0007	DM0008	DM0009	DM0010
Station ID:	S439	S439	S439	S439	S440	S440	S440	S440	S440
Duplicates:									
Date:	8/17/2000	8/17/2000	8/17/2000	8/17/2000	8/17/2000	8/17/2000	8/17/2000	8/17/2000	8/17/2000
Depth (cm):	18 - 55	61 - 183	183 - 219	219 - 244	3 - 17	87 - 137	137 - 192	192 - 235	262 - 293
Chemical	**Units**								
PCDD/PCDFs									
2,3,7,8-Tetrachlorodibenzodioxin	ng/kg				0.11 *U*	0.47 *J*	0.264 *J*	0.385 *J*	0.1 *U*
1,2,3,7,8-Pentachlorodibenzodioxin	ng/kg				0.157 *J*	0.478 *J*	0.359 *J*	0.633 *J*	0.1 *U*
1,2,3,4,7,8-Hexachlorodibenzodioxin	ng/kg				0.165 *J*	0.671 *J*	0.607 *J*	0.797 *J*	0.1 *U*
1,2,3,6,7,8-Hexachlorodibenzodioxin	ng/kg				0.371 *J*	3.53	2.55	3.55	0.1 *U*
1,2,3,7,8,9-Hexachlorodibenzodioxin	ng/kg				0.26 *J*	2.35 *J*	1.56 *J*	2.56	0.1 *U*
1,2,3,4,6,7,8-Heptachlorodibenzodioxin	ng/kg				7.33	87.9	54.1	74.5	0.246 *J*
Octachlorodibenzodioxin	ng/kg				57.9 *J*	866	586	708	2.4 *J*
Total heptachlorodibenzodioxins	ng/kg				15.8	208	128	171	0.1 *U*
Total hexachlorodibenzodioxins	ng/kg				2.52 *J*	34.8	22.1	32.7	0.1 *U*
Total pentachlorodibenzodioxins	ng/kg				0.72 *J*	5.89	4.13	5.49	0.1 *U*
Total tetrachlorodibenzodioxins	ng/kg				1.8	9.33	5.35	5.67	0.1 *U*
2,3,7,8-Tetrachlorodibenzofuran	ng/kg				1.01 *J*	72.7	57.1	77.6	0.133 *J*
1,2,3,7,8-Pentachlorodibenzofuran	ng/kg				1.04 *J*	78.7	57	96	0.136 *J*
2,3,4,7,8-Pentachlorodibenzofuran	ng/kg				0.96 *J*	32.1	22.7	42.9	0.1 *U*
1,2,3,4,7,8-Hexachlorodibenzofuran	ng/kg				1.96 *J*	274	148	165	0.32 *J*
1,2,3,6,7,8-Hexachlorodibenzofuran	ng/kg				0.617 *J*	60.5	43.8	47.5	0.1 *U*
1,2,3,7,8,9-Hexachlorodibenzofuran	ng/kg				0.12 *U*	3.73	2.36	4.18	0.1 *U*
2,3,4,6,7,8-Hexachlorodibenzofuran	ng/kg				0.341 *J*	7.26	4.81	7.19	0.1 *U*
1,2,3,4,6,7,8-Heptachlorodibenzofuran	ng/kg				2.97	249	119	98.5	0.202 *J*
1,2,3,4,7,8,9-Heptachlorodibenzofuran	ng/kg				1.04 *J*	158	64.9	66.5	0.1 *U*
Octachlorodibenzofuran	ng/kg				9.6	3300	914	676	1 *J*
Total heptachlorodibenzofurans	ng/kg				7.25	847	306	306	0.13 *J*
Total hexachlorodibenzofurans	ng/kg				6.33	547	303	405	0.1 *U*
Total pentachlorodibenzofurans	ng/kg				5.45	337	208	345	0.14 *J*
Total tetrachlorodibenzofurans	ng/kg				8.18	312	189	287	0.32 *J*
TEQ - Dioxins (ND=1/2)	ng/kg				0.37	2.57	1.69	2.52	0.12
TEQ - Furans (ND=1/2)	ng/kg				0.97	66.20	41.74	58.11	0.09
TEQ - Total [2] (ND=1/2)	ng/kg				1.34	68.77	43.43	60.64	0.21

Table A-7. (cont.)

	Survey:	ONON2A	ONON2A	ONON2A	ONON2A	ONON2A	ONON2A	ONON2A	ONON2A	ONON2A
	Sample Number:	DM0026	DM0027	DM0028	DM0029	DM0030	DM0044	DM0016	DM0017	DM0018
	Station ID:	S441	S441	S441	S441	S441	S441	S442	S442	S442
	Duplicates:									
	Date:	8/17/2000	8/17/2000	8/17/2000	8/17/2000	8/17/2000	8/17/2000	8/17/2000	8/17/2000	8/17/2000
	Depth (cm):	6 - 49	61 - 131	131 - 195	195 - 259	290 - 357	268 - 290	0 - 61	61 - 122	122 - 183
Chemical	**Units**									
Inorganics										
Aluminum	mg/kg	8,140	7,180	5,040	4,680	1,240	4,870	9,980	13,000	14,400
Antimony	mg/kg	0.25 *J*	0.34 *J*	0.84 *J*	0.55 *J*	0.44 *J*	0.52 *J*	0.24	0.38	0.23 *UJ*
Arsenic	mg/kg	3.2	4.4	7.9	7.4	1.2	6.4	3.9	4.2	2.7
Barium	mg/kg	78.2 *J*	96.2 *J*	89.3 *J*	83.5 *J*	97.5 *J*	49.1 *J*	76.1	74.4	105 *J*
Beryllium	mg/kg	0.4	0.36	0.44	0.41	0.10	0.31	0.46	0.51	0.75
Cadmium	mg/kg	0.034 *U*	0.041 *U*	1.2	0.75	0.043 *U*	0.07	0.032 *U*	0.035 *U*	0.034 *U*
Calcium	mg/kg	163,000	217,000	326,000	320,000	348,000	109,000	70,200	71,600	61,700
Chromium	mg/kg	16.4 *J*	11.7 *J*	32.6 *J*	27.4 *J*	3.3 *J*	10.5 *J*	15.5	20.6	21.2 *J*
Cobalt	mg/kg	4.1	2.6	2.5	2.5	0.46	4.0	4.5	6.0	6.7
Copper	mg/kg	17.6	15	49.6	60.4	2.8	56.9	18.1	16.8	17.5
Cyanide	mg/kg	0.62 *U*	0.73 *U*	1.3	0.94	0.76 *U*	0.57 *U*	0.58 *U*	0.63 *U*	0.62 *U*
Iron	mg/kg	10,800	10,200	5,810	5,880	2,950	7,600	15,400	23,600	18,200
Lead	mg/kg	9.4	6.3	31.6	28.6	2.5	22.8	12.3 *J*	8.1 *J*	11.1
Magnesium	mg/kg	18,900	9,660	5,730	7,150	3,260	10,900	11,800	10,400	10,800
Manganese	mg/kg	255	206	287	288	256	160	354	253	274
Mercury	mg/kg	0.086	0.59	9.3	57.7	0.22	1.9	0.054 *J*	0.11 *J*	0.088 *J*
Nickel	mg/kg	13.9	11.2	28.9	29.8	2.6	12.6	13.8	16.3	19.3
Potassium	mg/kg	2,370	1,880	525	440	261	1,260	3,330	3,330	3,540
Selenium	mg/kg	0.71	1.3	1.3	1.3	1.1 *U*	0.49	0.79	0.70	0.91
Silver	mg/kg	0.092 *U*	0.11 *U*	0.18	0.12 *U*	0.11 *U*	0.086 *U*	0.087 *U*	0.095 *U*	0.092 *U*
Sodium	mg/kg	350	439	2,020	1,920	1,360	321	229	335	587
Thallium	mg/kg	0.60 *U*	0.72 *U*	0.78 *U*	0.81 *U*	0.75 *U*	0.56 *U*	0.57 *U*	0.62 *U*	0.6 *U*
Vanadium	mg/kg	15	13.3	9.4	9.6	2.1	13.5	19.4	25.9	25.2
Zinc	mg/kg	31.2	28.7	131	136	12.1	36.8	39.3 *J*	39.2 *J*	51.6
Semivolatile Organic Compounds										
1,2,4-Trichlorobenzene	µg/kg	42 *UJ*	46 *UJ*	52 *UJ*	57 *UJ*	50 *UJ*	39 *UJ*	40 *U*	43 *U*	39 *UJ*
1,2-Dichlorobenzene	µg/kg	42 *UJ*	46 *UJ*	52 *UJ*	65 *J*	50 *UJ*	39 *UJ*	40 *U*	43 *U*	39 *UJ*
1,3-Dichlorobenzene	µg/kg	42 *UJ*	46 *UJ*	52 *UJ*	79 *J*	50 *UJ*	39 *UJ*	40 *U*	43 *U*	39 *UJ*
1,4-Dichlorobenzene	µg/kg	42 *UJ*	46 *UJ*	52 *UJ*	57 *UJ*	50 *UJ*	39 *UJ*	40 *U*	43 *U*	39 *UJ*
2,2'-Oxybis(1-chloropropane)	µg/kg	42 *UJ*	46 *UJ*	52 *UJ*	57 *UJ*	50 *UJ*	39 *UJ*	40 *U*	43 *U*	39 *UJ*
2,4,5-Trichlorophenol	µg/kg	220 *UJ*	230 *UJ*	270 *UJ*	290 *UJ*	260 *UJ*	200 *UJ*	210 *U*	220 *U*	200 *UJ*

Table A-7. (cont.)

	Survey:	ONON2A	ONON2A	ONON2A	ONON2A	ONON2A	ONON2A	ONON2A	ONON2A	ONON2A
	Sample Number:	DM0026	DM0027	DM0028	DM0029	DM0030	DM0044	DM0016	DM0017	DM0018
	Station ID:	S441	S441	S441	S441	S441	S441	S442	S442	S442
	Duplicates:									
	Date:	8/17/2000	8/17/2000	8/17/2000	8/17/2000	8/17/2000	8/17/2000	8/17/2000	8/17/2000	8/17/2000
	Depth (cm):	6 - 49	61 - 131	131 - 195	195 - 259	290 - 357	268 - 290	0 - 61	61 - 122	122 - 183
Chemical	**Units**									
2,4,6-Trichlorophenol	µg/kg	220 *UJ*	230 *UJ*	270 *UJ*	290 *UJ*	260 *UJ*	200 *UJ*	210 *U*	220 *U*	200 *UJ*
2,4-Dichlorophenol	µg/kg	220 *UJ*	230 *UJ*	270 *UJ*	290 *UJ*	260 *UJ*	200 *UJ*	210 *U*	220 *U*	200 *UJ*
2,4-Dimethylphenol	µg/kg	220 *UJ*	230 *UJ*	270 *UJ*	290 *UJ*	260 *UJ*	200 *UJ*	210 *U*	220 *U*	200 *UJ*
2,4-Dinitrophenol	µg/kg	1,100 *UJ*	1,200 *UJ*	1,300 *UJ*	1,500 *UJ*	1,300 *UJ*	1,000 *UJ*	1,000 *U*	1,100 *U*	1,000 *UJ*
2,4-Dinitrotoluene	µg/kg	220 *UJ*	230 *UJ*	270 *UJ*	290 *UJ*	260 *UJ*	200 *UJ*	210 *U*	220 *U*	200 *UJ*
2,6-Dinitrotoluene	µg/kg	220 *UJ*	230 *UJ*	270 *UJ*	290 *UJ*	260 *UJ*	200 *UJ*	210 *U*	220 *U*	200 *UJ*
2-Chloronaphthalene	µg/kg	42 *UJ*	46 *UJ*	52 *UJ*	57 *UJ*	50 *UJ*	39 *UJ*	40 *U*	43 *U*	39 *UJ*
2-Chlorophenol	µg/kg	42 *UJ*	46 *UJ*	52 *UJ*	57 *UJ*	50 *UJ*	39 *UJ*	40 *U*	43 *U*	39 *UJ*
2-Methyl-4,6-dinitrophenol	µg/kg	1,100 *UJ*	1,200 *UJ*	1,300 *UJ*	1,500 *UJ*	1,300 *UJ*	1,000 *UJ*	1,000 *U*	1,100 *U*	1,000 *UJ*
2-Methylnaphthalene	µg/kg	42 *UJ*	46 *UJ*	52 *UJ*	57 *UJ*	50 *UJ*	39 *UJ*	40 *U*	43 *U*	39 *UJ*
2-Methylphenol	µg/kg	42 *UJ*	46 *UJ*	52 *UJ*	57 *UJ*	50 *UJ*	39 *UJ*	40 *U*	43 *U*	39 *UJ*
4-Methylphenol	µg/kg	42 *UJ*	46 *UJ*	52 *UJ*	57 *UJ*	50 *UJ*	39 *UJ*	40 *U*	43 *U*	39 *UJ*
2-Nitroaniline	µg/kg	86 *UJ*	93 *UJ*	110 *UJ*	120 *UJ*	100 *UJ*	79 *UJ*	82 *U*	87 *U*	80 *UJ*
3-Nitroaniline	µg/kg	1,100 *UJ*	1,200 *UJ*	1,300 *UJ*	1,500 *UJ*	1,300 *UJ*	1,000 *UJ*	1,000 *U*	1,100 *U*	1,000 *UJ*
4-Nitroaniline	µg/kg	1,100 *UJ*	1,200 *UJ*	1,300 *UJ*	1,500 *UJ*	1,300 *UJ*	1,000 *UJ*	1,000 *U*	1,100 *U*	1,000 *UJ*
2-Nitrophenol	µg/kg	220 *UJ*	230 *UJ*	270 *UJ*	290 *UJ*	260 *UJ*	200 *UJ*	210 *U*	220 *U*	200 *UJ*
4-Nitrophenol	µg/kg	1,100 *UJ*	1,200 *UJ*	1,300 *UJ*	1,500 *UJ*	1,300 *UJ*	1,000 *UJ*	1,000 *U*	1,100 *U*	1,000 *UJ*
3,3-Dichlorobenzidine	µg/kg	42 *UJ*	46 *UJ*	52 *UJ*	57 *UJ*	50 *UJ*	39 *UJ*	40 *U*	43 *U*	39 *UJ*
4-Bromophenyl-phenyl ether	µg/kg	42 *UJ*	46 *UJ*	52 *UJ*	57 *UJ*	50 *UJ*	39 *UJ*	40 *U*	43 *U*	39 *UJ*
4-Chloro-3-methylphenol	µg/kg	220 *UJ*	230 *UJ*	270 *UJ*	290 *UJ*	260 *UJ*	200 *UJ*	210 *U*	220 *U*	200 *UJ*
4-Chloroaniline	µg/kg	42 *UJ*	46 *UJ*	52 *UJ*	57 *UJ*	50 *UJ*	39 *UJ*	40 *U*	43 *U*	39 *UJ*
4-Chlorophenyl-phenyl ether	µg/kg	42 *UJ*	46 *UJ*	52 *UJ*	57 *UJ*	50 *UJ*	39 *UJ*	40 *U*	43 *U*	39 *UJ*
Acenaphthene	µg/kg	42 *UJ*	46 *UJ*	52 *UJ*	57 *UJ*	50 *UJ*	39 *UJ*	40 *U*	43 *U*	39 *UJ*
Acenaphthylene	µg/kg	42 *UJ*	46 *UJ*	52 *UJ*	57 *UJ*	50 *UJ*	39 *UJ*	40 *U*	43 *U*	39 *UJ*
Anthracene	µg/kg	42 *UJ*	46 *UJ*	52 *UJ*	57 *UJ*	50 *UJ*	39 *UJ*	40 *U*	43 *U*	39 *UJ*
Benz(a)anthracene	µg/kg	50 *J*	46 *UJ*	52 *UJ*	57 *UJ*	50 *UJ*	120 *J*	40 *U*	43 *U*	70 *J*
Benzo(a)pyrene	µg/kg	44 *J*	46 *UJ*	52 *UJ*	59 *J*	50 *UJ*	140 *J*	40 *U*	43 *U*	78 *J*
Benzo(b)fluoranthene	µg/kg	42 *UJ*	46 *UJ*	53 *J*	67 *J*	50 *UJ*	150 *J*	40 *U*	43 *U*	72 *J*
Benzo(g,h,i)perylene	µg/kg	42 *UJ*	46 *UJ*	52 *UJ*	57 *UJ*	50 *UJ*	110 *J*	40 *U*	43 *U*	51 *J*
Benzo(k)fluoranthene	µg/kg	42 *UJ*	46 *UJ*	56 *J*	57 *UJ*	50 *UJ*	140 *J*	40 *U*	43 *U*	67 *J*
Benzyl alcohol	µg/kg	220 *UJ*	230 *UJ*	270 *UJ*	290 *UJ*	260 *UJ*	200 *UJ*	210 *U*	220 *U*	200 *UJ*
Bis(2-chloroethoxy)methane	µg/kg	42 *UJ*	46 *UJ*	52 *UJ*	57 *UJ*	50 *UJ*	39 *UJ*	40 *U*	43 *U*	39 *UJ*

Table A-7. (cont.)

	Survey:	ONON2A	ONON2A	ONON2A	ONON2A	ONON2A	ONON2A	ONON2A	ONON2A	ONON2A
	Sample Number:	DM0026	DM0027	DM0028	DM0029	DM0030	DM0044	DM0016	DM0017	DM0018
	Station ID:	S441	S441	S441	S441	S441	S441	S442	S442	S442
	Duplicates:									
	Date:	8/17/2000	8/17/2000	8/17/2000	8/17/2000	8/17/2000	8/17/2000	8/17/2000	8/17/2000	8/17/2000
	Depth (cm):	6 - 49	61 - 131	131 - 195	195 - 259	290 - 357	268 - 290	0 - 61	61 - 122	122 - 183
Chemical	**Units**									
Bis(2-chloroethyl)ether	µg/kg	42 *UJ*	46 *UJ*	52 *UJ*	57 *UJ*	50 *UJ*	39 *UJ*	40 *U*	43 *U*	39 *UJ*
Bis(2-ethylhexyl)phthalate	µg/kg	310 *J*	310 *J*	130 *J*	330 *J*	120 *J*	61 *J*	69	100	97 *J*
Butylbenzylphthalate	µg/kg	42 *UJ*	46 *UJ*	52 *UJ*	57 *UJ*	50 *UJ*	39 *UJ*	40 *U*	43 *U*	39 *UJ*
Carbazole	µg/kg	42 *UJ*	46 *UJ*	52 *UJ*	57 *UJ*	50 *UJ*	39 *UJ*	40 *U*	43 *U*	39 *UJ*
Chrysene	µg/kg	52 *J*	46 *UJ*	56 *J*	74 *J*	50 *UJ*	170 *J*	47	43 *U*	87 *J*
Dibenz(a,h)anthracene	µg/kg	42 *UJ*	46 *UJ*	52 *UJ*	57 *UJ*	50 *UJ*	39 *UJ*	40 *U*	43 *U*	39 *UJ*
Dibenzofuran	µg/kg	42 *UJ*	46 *UJ*	52 *UJ*	57 *UJ*	50 *UJ*	39 *UJ*	40 *U*	43 *U*	39 *UJ*
Diethylphthalate	µg/kg	42 *UJ*	46 *UJ*	52 *UJ*	57 *UJ*	50 *UJ*	39 *UJ*	40 *U*	43 *U*	39 *UJ*
Dimethylphthalate	µg/kg	42 *UJ*	46 *UJ*	52 *UJ*	57 *UJ*	50 *UJ*	39 *UJ*	40 *U*	43 *U*	39 *UJ*
Di-n-butylphthalate	µg/kg	42 *UJ*	64 *J*	52 *UJ*	61 *J*	50 *UJ*	39 *UJ*	40 *U*	43 *U*	39 *UJ*
Di-n-octylphthalate	µg/kg	42 *UJ*	46 *UJ*	52 *UJ*	57 *UJ*	50 *UJ*	39 *UJ*	40 *U*	43 *U*	39 *UJ*
Fluoranthene	µg/kg	100 *J*	46 *UJ*	90 *J*	110 *J*	50 *UJ*	230 *J*	76	43 *U*	110 *J*
Fluorene	µg/kg	42 *UJ*	46 *UJ*	52 *UJ*	57 *UJ*	50 *UJ*	39 *UJ*	40 *U*	43 *U*	39 *UJ*
Hexachlorobenzene (GC/ECD)	µg/kg									
Hexachlorobenzene (GC/MS)	µg/kg	42 *UJ*	46 *UJ*	200 *J*	140 *J*	50 *UJ*	39 *UJ*	40 *U*	43 *U*	39 *UJ*
Final HCB Value	µg/kg	42 *UJ*	46 *UJ*	200 *J*	140 *J*	50 *UJ*	39 *UJ*	40 *U*	43 *U*	39 *UJ*
Hexachlorobutadiene	µg/kg	42 *UJ*	46 *UJ*	52 *UJ*	57 *UJ*	50 *UJ*	39 *UJ*	40 *U*	43 *U*	39 *UJ*
Hexachlorocyclopentadiene	µg/kg	220 *UJ*	230 *UJ*	270 *UJ*	290 *UJ*	260 *UJ*	200 *UJ*	210 *U*	220 *U*	200 *UJ*
Hexachloroethane	µg/kg	42 *UJ*	46 *UJ*	52 *UJ*	57 *UJ*	50 *UJ*	39 *UJ*	40 *U*	43 *U*	39 *UJ*
Indeno(1,2,3-cd)pyrene	µg/kg	42 *UJ*	46 *UJ*	52 *UJ*	57 *UJ*	50 *UJ*	100 *J*	40 *U*	43 *U*	47 *J*
Isophorone	µg/kg	42 *UJ*	46 *UJ*	52 *UJ*	57 *UJ*	50 *UJ*	39 *UJ*	40 *U*	43 *U*	39 *UJ*
Naphthalene	µg/kg	42 *UJ*	46 *UJ*	52 *UJ*	57 *UJ*	50 *UJ*	39 *UJ*	40 *U*	43 *U*	39 *UJ*
Nitrobenzene	µg/kg	42 *UJ*	46 *UJ*	52 *UJ*	57 *UJ*	50 *UJ*	39 *UJ*	40 *U*	43 *U*	39 *UJ*
N-Nitrosodimethylamine	µg/kg	220 *UJ*	230 *UJ*	270 *UJ*	290 *UJ*	260 *UJ*	200 *UJ*	210 *U*	220 *U*	200 *UJ*
N-Nitroso-di-n-propylamine	µg/kg	42 *UJ*	46 *UJ*	52 *UJ*	57 *UJ*	50 *UJ*	39 *UJ*	40 *U*	43 *U*	39 *UJ*
N-Nitrosodiphenylamine	µg/kg	42 *UJ*	46 *UJ*	52 *UJ*	57 *UJ*	50 *UJ*	39 *UJ*	40 *U*	43 *U*	39 *UJ*
Pentachlorophenol	µg/kg	1,100 *UJ*	1,200 *UJ*	1,300 *UJ*	1,500 *UJ*	1,300 *UJ*	1,000 *UJ*	1,000 *U*	1,100 *U*	1,000 *UJ*
Phenanthrene	µg/kg	70 *J*	46 *UJ*	52 *UJ*	57 *UJ*	50 *UJ*	110 *J*	40 *U*	43 *U*	50 *J*
Phenol	µg/kg	42 *UJ*	46 *UJ*	52 *UJ*	57 *UJ*	50 *UJ*	39 *UJ*	40 *U*	43 *U*	39 *UJ*
Pyrene	µg/kg	95 *J*	46 *UJ*	94 *J*	140 *J*	50 *UJ*	200 *J*	63	43 *U*	100 *J*
Pesticides										
4,4'-DDD	µg/kg									

Table A-7. (cont.)

	Survey:	ONON2A	ONON2A	ONON2A	ONON2A	ONON2A	ONON2A	ONON2A	ONON2A	ONON2A
	Sample Number:	DM0026	DM0027	DM0028	DM0029	DM0030	DM0044	DM0016	DM0017	DM0018
	Station ID:	S441	S441	S441	S441	S441	S441	S442	S442	S442
	Duplicates:									
	Date:	8/17/2000	8/17/2000	8/17/2000	8/17/2000	8/17/2000	8/17/2000	8/17/2000	8/17/2000	8/17/2000
	Depth (cm):	6 - 49	61 - 131	131 - 195	195 - 259	290 - 357	268 - 290	0 - 61	61 - 122	122 - 183
Chemical	**Units**									
4,4'-DDE	µg/kg									
4,4'-DDT	µg/kg									
Aldrin	µg/kg									
alpha-BHC	µg/kg									
beta-BHC	µg/kg									
gamma-BHC (Lindane)	µg/kg									
delta-BHC	µg/kg									
Dieldrin	µg/kg									
Endosulfan I	µg/kg									
Endosulfan II	µg/kg									
Endosulfan sulfate	µg/kg									
Endrin aldehyde	µg/kg									
Endrin ketone	µg/kg									
Endrin	µg/kg									
Heptachlor epoxide	µg/kg									
Heptachlor	µg/kg									
Methoxychlor	µg/kg									
Toxaphene	µg/kg									
cis (alpha)-Chlordane	µg/kg									
trans (gamma)-Chlordane	µg/kg									
Total Chlordane [1]	µg/kg									
PCBs										
Aroclor 1016	µg/kg	53 *U*	51.4 *U*	53.6 *U*	52.6 *U*	52.4 *U*	50.5 *U*	53.1 *U*	53.3 *U*	53.2 *U*
Aroclor 1221	µg/kg	53 *U*	51.4 *U*	53.6 *U*	52.6 *U*	52.4 *U*	50.5 *U*	53.1 *U*	53.3 *U*	53.2 *U*
Aroclor 1232	µg/kg	53 *U*	51.4 *U*	53.6 *U*	52.6 *U*	52.4 *U*	50.5 *U*	53.1 *U*	53.3 *U*	53.2 *U*
Aroclor 1242	µg/kg	53 *U*	51.4 *U*	71.2 *J*	193 *J*	52.4 *U*	50.5 *U*	53.1 *U*	53.3 *U*	53.2 *U*
Aroclor 1248	µg/kg	53 *U*	51.4 *U*	53.6 *U*	52.6 *U*	52.4 *U*	50.5 *U*	53.1 *U*	53.3 *U*	53.2 *U*
Aroclor 1254	µg/kg	53 *U*	51.4 *U*	214 *J*	223 *J*	52.4 *U*	50.5 *U*	53.1 *U*	53.3 *U*	53.2 *U*
Aroclor 1260	µg/kg	53 *U*	51.4 *U*	53.6 *U*	52.6 *U*	52.4 *U*	50.5 *U*	53.1 *U*	53.3 *U*	53.2 *U*
Aroclor 1268	µg/kg	53 *U*	51.4 *U*	120 *J*	162 *J*	52.4 *U*	50.5 *U*	53.1 *U*	53.3 *U*	53.2 *U*
Sum PCBs	µg/kg	106 *U*	102.8 *U*	405.2	578	104.8 *U*	101 *U*	106.2 *U*	106.6 *U*	106.4 *U*

Table A-7. (cont.)

Survey:	ONON2A	ONON2A	ONON2A	ONON2A	ONON2A	ONON2A	ONON2A	ONON2A	ONON2A
Sample Number:	DM0026	DM0027	DM0028	DM0029	DM0030	DM0044	DM0016	DM0017	DM0018
Station ID:	S441	S441	S441	S441	S441	S441	S442	S442	S442
Duplicates:									
Date:	8/17/2000	8/17/2000	8/17/2000	8/17/2000	8/17/2000	8/17/2000	8/17/2000	8/17/2000	8/17/2000
Depth (cm):	6 - 49	61 - 131	131 - 195	195 - 259	290 - 357	268 - 290	0 - 61	61 - 122	122 - 183
Chemical	**Units**								
PCDD/PCDFs									
2,3,7,8-Tetrachlorodibenzodioxin	ng/kg						0.1 *U*	0.1 *U*	0.1 *U*
1,2,3,7,8-Pentachlorodibenzodioxin	ng/kg						0.163 *J*	0.1 *U*	0.1 *U*
1,2,3,4,7,8-Hexachlorodibenzodioxin	ng/kg						0.118 *J*	0.1 *U*	0.1 *U*
1,2,3,6,7,8-Hexachlorodibenzodioxin	ng/kg						0.247 *J*	0.1 *U*	0.1 *U*
1,2,3,7,8,9-Hexachlorodibenzodioxin	ng/kg						0.172 *J*	0.1 *U*	0.1 *U*
1,2,3,4,6,7,8-Heptachlorodibenzodioxin	ng/kg						3.8	0.757 *J*	1.01 *J*
Octachlorodibenzodioxin	ng/kg						23.2	6.24	7.42
Total heptachlorodibenzodioxins	ng/kg						7.18	1.58 *J*	2.13 *J*
Total hexachlorodibenzodioxins	ng/kg						1.29 *J*	0.53 *J*	0.7 *J*
Total pentachlorodibenzodioxins	ng/kg						0.55 *J*	0.33 *J*	0.1 *U*
Total tetrachlorodibenzodioxins	ng/kg						1.1	2.3	0.75 *J*
2,3,7,8-Tetrachlorodibenzofuran	ng/kg						0.264 *J*	0.343 *J*	0.154 *J*
1,2,3,7,8-Pentachlorodibenzofuran	ng/kg						0.184 *J*	0.26 *J*	0.1 *U*
2,3,4,7,8-Pentachlorodibenzofuran	ng/kg						0.233 *J*	0.111 *J*	0.124 *J*
1,2,3,4,7,8-Hexachlorodibenzofuran	ng/kg						0.258 *J*	0.43 *J*	0.2 *J*
1,2,3,6,7,8-Hexachlorodibenzofuran	ng/kg						0.274 *J*	0.152 *J*	0.1 *U*
1,2,3,7,8,9-Hexachlorodibenzofuran	ng/kg						0.1 *U*	0.1 *U*	0.1 *U*
2,3,4,6,7,8-Hexachlorodibenzofuran	ng/kg						0.187 *J*	0.1 *U*	0.1 *U*
1,2,3,4,6,7,8-Heptachlorodibenzofuran	ng/kg						1.11 *J*	0.477 *J*	0.517 *J*
1,2,3,4,7,8,9-Heptachlorodibenzofuran	ng/kg						0.166 *J*	0.177 *J*	0.1 *U*
Octachlorodibenzofuran	ng/kg						2.17 *J*	1.62 *J*	1.38 *J*
Total heptachlorodibenzofurans	ng/kg						1.11 *J*	0.65 *J*	0.52 *J*
Total hexachlorodibenzofurans	ng/kg						0.83 *J*	1.78 *J*	0.77 *J*
Total pentachlorodibenzofurans	ng/kg						2.79	1.08	0.83 *J*
Total tetrachlorodibenzofurans	ng/kg						4.17	3.06	2.82
TEQ - Dioxins (ND=1/2)	ng/kg						0.31	0.12	0.13
TEQ - Furans (ND=1/2)	ng/kg						0.24	0.18	0.12
TEQ - Total [2] (ND=1/2)	ng/kg						0.55	0.30	0.25

Table A-7. (cont.)

	Survey:	ONON2A	ONON2A	ONON2A	ONON2A	ONON2A	ONON2A	ONON2A	ONON2A
	Sample Number:	DM0019	DM0041	DM0020	DM0036	DM0037	DM0038	DM0039	DM0040
	Station ID:	S442	S442	S442	S443	S443	S443	S443	S443
	Duplicates:	D1	D2						
	Date:	8/17/2000	8/17/2000	8/17/2000	8/17/2000	8/17/2000	8/17/2000	8/17/2000	8/17/2000
	Depth (cm):	183 - 232	183 - 232	241 - 305	0 - 61	61 - 122	122 - 174	174 - 180	183 - 204
Chemical	**Units**								
Inorganics									
Aluminum	mg/kg	13,800	12,200	1,520	8,230	9,500	7,990	9,410	4,820
Antimony	mg/kg	0.80	0.92 *J*	0.28 *UJ*	0.31 *J*	0.37 *J*	0.32 *J*	0.22 *UJ*	0.55 *J*
Arsenic	mg/kg	4.3	4.4	0.62	3.2	3.7	4.5	4.5	2.5
Barium	mg/kg	80.2	77.4 *J*	103 *J*	72.1 *J*	72.7 *J*	59 *J*	68.6 *J*	121 *J*
Beryllium	mg/kg	0.58	0.54	0.14	0.39	0.43	0.39	0.39	0.27
Cadmium	mg/kg	0.034 *U*	0.034 *U*	0.042 *U*	0.032 *U*	0.031 *U*	0.032 *U*	0.032 *U*	0.2
Calcium	mg/kg	61,000	64,200	344,000	141,000	81,000	87,600	149,000	300,000
Chromium	mg/kg	18.9	17.4 *J*	3.7 *J*	12.2 *J*	14.3 *J*	13.2 *J*	13.6 *J*	9.4 *J*
Cobalt	mg/kg	6.2	6.3	0.47	3.9	5.3	4.9	8.2	2.7
Copper	mg/kg	18.9	18.9	1.8	15.4	14.9	20.9	11.2	9.0
Cyanide	mg/kg	1.4	0.6 *U*	0.75 *U*	0.57 *U*	0.55 *U*	0.57 *U*	0.58 *U*	0.79 *U*
Iron	mg/kg	18,600	17,400	1,670	12,500	15,700	14,400	12,200	6,260
Lead	mg/kg	45.8 *J*	64.4	0.33 *U*	8.2	7.8	31.9	7.9	27.2
Magnesium	mg/kg	13,500	12,600	3,350	19,000	14,400	15,200	16,900	5,460
Manganese	mg/kg	385	390	242	343	440	400	294	308
Mercury	mg/kg	0.061 *J*	0.080	0.042 *U*	0.032 *U*	0.031 *U*	0.11	0.033 *U*	0.11
Nickel	mg/kg	16.1	15.4	2.3	12	13.2	13.2	14.6	10.2
Potassium	mg/kg	3,070	2,610	278	2,380	2,790	2,110	2,960	1,070
Selenium	mg/kg	0.49	0.62	1.1 *U*	1.1	0.77	0.82	0.53	1.4
Silver	mg/kg	0.091 *U*	0.09 *U*	0.11 *U*	0.086 *U*	0.082 *U*	0.086 *U*	0.087 *U*	0.12 *U*
Sodium	mg/kg	338	324	719	284	214	238	318	707
Thallium	mg/kg	0.59 *U*	0.59 *U*	0.73 *U*	0.56 *U*	0.54 *U*	0.56 *U*	0.57 *U*	0.78 *U*
Vanadium	mg/kg	25.9	24	2.6	15.6	18.4	17.2	14.1	8.3
Zinc	mg/kg	47.1 *J*	44.9	13.2	30.1	28.5	39.2	43.3	32.5
Semivolatile Organic Compounds									
1,2,4-Trichlorobenzene	µg/kg	40 *U*	410 *UJ*	49 *U*	38 *UJ*	36 *UJ*	38 *UJ*		500 *UJ*
1,2-Dichlorobenzene	µg/kg	40 *U*	410 *UJ*	49 *U*	38 *UJ*	36 *UJ*	38 *UJ*		500 *UJ*
1,3-Dichlorobenzene	µg/kg	40 *U*	410 *UJ*	49 *U*	38 *UJ*	36 *UJ*	38 *UJ*		500 *UJ*
1,4-Dichlorobenzene	µg/kg	40 *U*	410 *UJ*	49 *U*	38 *UJ*	36 *UJ*	38 *UJ*		500 *UJ*
2,2'-Oxybis(1-chloropropane)	µg/kg	40 *U*	410 *UJ*	49 *U*	38 *UJ*	36 *UJ*	38 *UJ*		500 *UJ*
2,4,5-Trichlorophenol	µg/kg	210 *U*	2,100 *UJ*	250 *U*	190 *UJ*	190 *UJ*	200 *UJ*		2,600 *UJ*

Table A-7. (cont.)

	Survey:	ONON2A	ONON2A	ONON2A	ONON2A	ONON2A	ONON2A	ONON2A	ONON2A
	Sample Number:	DM0019	DM0041	DM0020	DM0036	DM0037	DM0038	DM0039	DM0040
	Station ID:	S442	S442	S442	S443	S443	S443	S443	S443
	Duplicates:	D1	D2						
	Date:	8/17/2000	8/17/2000	8/17/2000	8/17/2000	8/17/2000	8/17/2000	8/17/2000	8/17/2000
	Depth (cm):	183 - 232	183 - 232	241 - 305	0 - 61	61 - 122	122 - 174	174 - 180	183 - 204
Chemical	**Units**								
2,4,6-Trichlorophenol	µg/kg	210 *U*	2,100 *UJ*	250 *U*	190 *UJ*	190 *UJ*	200 *UJ*		2,600 *UJ*
2,4-Dichlorophenol	µg/kg	210 *U*	2,100 *UJ*	250 *U*	190 *UJ*	190 *UJ*	200 *UJ*		2,600 *UJ*
2,4-Dimethylphenol	µg/kg	210 *U*	2,100 *UJ*	250 *U*	190 *UJ*	190 *UJ*	200 *UJ*		2,600 *UJ*
2,4-Dinitrophenol	µg/kg	1,000 *U*	11,000 *UJ*	1,300 *U*	970 *UJ*	930 *UJ*	990 *UJ*		13,000 *UJ*
2,4-Dinitrotoluene	µg/kg	210 *U*	2,100 *UJ*	250 *U*	190 *UJ*	190 *UJ*	200 *UJ*		2,600 *UJ*
2,6-Dinitrotoluene	µg/kg	210 *U*	2,100 *UJ*	250 *U*	190 *UJ*	190 *UJ*	200 *UJ*		2,600 *UJ*
2-Chloronaphthalene	µg/kg	40 *U*	410 *UJ*	49 *U*	38 *UJ*	36 *UJ*	38 *UJ*		500 *UJ*
2-Chlorophenol	µg/kg	40 *U*	410 *UJ*	49 *U*	38 *UJ*	36 *UJ*	38 *UJ*		500 *UJ*
2-Methyl-4,6-dinitrophenol	µg/kg	1,000 *U*	11,000 *UJ*	1,300 *U*	970 *UJ*	930 *UJ*	990 *UJ*		13,000 *UJ*
2-Methylnaphthalene	µg/kg	40 *U*	410 *UJ*	49 *U*	38 *UJ*	36 *UJ*	38 *UJ*		500 *UJ*
2-Methylphenol	µg/kg	40 *U*	410 *UJ*	49 *U*	38 *UJ*	36 *UJ*	38 *UJ*		500 *UJ*
4-Methylphenol	µg/kg	40 *U*	410 *UJ*	49 *U*	38 *UJ*	36 *UJ*	38 *UJ*		500 *UJ*
2-Nitroaniline	µg/kg	82 *U*	830 *UJ*	100 *U*	77 *UJ*	73 *UJ*	78 *UJ*		1,000 *UJ*
3-Nitroaniline	µg/kg	1,000 *U*	11,000 *UJ*	1,300 *U*	970 *UJ*	930 *UJ*	990 *UJ*		13,000 *UJ*
4-Nitroaniline	µg/kg	1,000 *U*	11,000 *UJ*	1,300 *U*	970 *UJ*	930 *UJ*	990 *UJ*		13,000 *UJ*
2-Nitrophenol	µg/kg	210 *U*	2,100 *UJ*	250 *U*	190 *UJ*	190 *UJ*	200 *UJ*		2,600 *UJ*
4-Nitrophenol	µg/kg	1,000 *U*	11,000 *UJ*	1,300 *U*	970 *UJ*	930 *UJ*	990 *UJ*		13,000 *UJ*
3,3-Dichlorobenzidine	µg/kg	40 *U*	410 *UJ*	49 *U*	38 *UJ*	36 *UJ*	38 *UJ*		500 *UJ*
4-Bromophenyl-phenyl ether	µg/kg	40 *U*	410 *UJ*	49 *U*	38 *UJ*	36 *UJ*	38 *UJ*		500 *UJ*
4-Chloro-3-methylphenol	µg/kg	210 *U*	2,100 *UJ*	250 *U*	190 *UJ*	190 *UJ*	200 *UJ*		2,600 *UJ*
4-Chloroaniline	µg/kg	40 *U*	410 *UJ*	49 *U*	38 *UJ*	36 *UJ*	38 *UJ*		500 *UJ*
4-Chlorophenyl-phenyl ether	µg/kg	40 *U*	410 *UJ*	49 *U*	38 *UJ*	36 *UJ*	38 *UJ*		500 *UJ*
Acenaphthene	µg/kg	40 *U*	690 *J*	49 *U*	38 *UJ*	36 *UJ*	38 *UJ*		1,200 *J*
Acenaphthylene	µg/kg	40 *U*	410 *UJ*	49 *U*	38 *UJ*	36 *UJ*	110 *J*		500 *UJ*
Anthracene	µg/kg	40 *U*	2,100 *J*	49 *U*	38 *UJ*	36 *UJ*	140 *J*		1,900 *J*
Benz(a)anthracene	µg/kg	40 *U*	8,600 *J*	49 *U*	38 *UJ*	36 *UJ*	430 *J*		22,000 *J*
Benzo(a)pyrene	µg/kg	40 *U*	8,400 *J*	49 *U*	38 *UJ*	36 *UJ*	530 *J*		23,000 *J*
Benzo(b)fluoranthene	µg/kg	40 *U*	6,300 *J*	49 *U*	38 *UJ*	36 *UJ*	430 *J*		20,000 *J*
Benzo(g,h,i)perylene	µg/kg	40 *U*	4,200 *J*	49 *U*	38 *UJ*	36 *UJ*	360 *J*		11,000 *J*
Benzo(k)fluoranthene	µg/kg	40 *U*	6,100 *J*	49 *U*	38 *UJ*	36 *UJ*	470 *J*		20,000 *J*
Benzyl alcohol	µg/kg	210 *U*	2,100 *UJ*	250 *U*	190 *UJ*	190 *UJ*	200 *UJ*		2,600 *UJ*
Bis(2-chloroethoxy)methane	µg/kg	40 *U*	410 *UJ*	49 *U*	38 *UJ*	36 *UJ*	38 *UJ*		500 *UJ*

Table A-7. (cont.)

	Survey:	ONON2A	ONON2A	ONON2A	ONON2A	ONON2A	ONON2A	ONON2A	ONON2A
	Sample Number:	DM0019	DM0041	DM0020	DM0036	DM0037	DM0038	DM0039	DM0040
	Station ID:	S442	S442	S442	S443	S443	S443	S443	S443
	Duplicates:	D1	D2						
	Date:	8/17/2000	8/17/2000	8/17/2000	8/17/2000	8/17/2000	8/17/2000	8/17/2000	8/17/2000
	Depth (cm):	183 - 232	183 - 232	241 - 305	0 - 61	61 - 122	122 - 174	174 - 180	183 - 204
Chemical	**Units**								
Bis(2-chloroethyl)ether	µg/kg	40 *U*	410 *UJ*	49 *U*	38 *UJ*	36 *UJ*	38 *UJ*		500 *UJ*
Bis(2-ethylhexyl)phthalate	µg/kg	41	410 *UJ*	60	55 *J*	200 *J*	130 *J*		500 *UJ*
Butylbenzylphthalate	µg/kg	40 *U*	410 *UJ*	49 *U*	38 *UJ*	36 *UJ*	38 *UJ*		500 *UJ*
Carbazole	µg/kg	40 *U*	1,700 *J*	49 *U*	38 *UJ*	36 *UJ*	50 *J*		2,700 *J*
Chrysene	µg/kg	40 *U*	10,000 *J*	49 *U*	38 *UJ*	36 *UJ*	460 *J*		25,000 *J*
Dibenz(a,h)anthracene	µg/kg	40 *U*	1,500 *J*	49 *U*	38 *UJ*	36 *UJ*	140 *J*		5,200 *J*
Dibenzofuran	µg/kg	40 *U*	410 *UJ*	49 *U*	38 *UJ*	36 *UJ*	38 *UJ*		500 *UJ*
Diethylphthalate	µg/kg	40 *U*	410 *UJ*	49 *U*	38 *UJ*	36 *UJ*	38 *UJ*		500 *UJ*
Dimethylphthalate	µg/kg	40 *U*	410 *UJ*	49 *U*	38 *UJ*	36 *UJ*	38 *UJ*		500 *UJ*
Di-n-butylphthalate	µg/kg	40 *U*	410 *UJ*	49 *U*	38 *UJ*	36 *UJ*	38 *UJ*		500 *UJ*
Di-n-octylphthalate	µg/kg	40 *U*	410 *UJ*	49 *U*	38 *UJ*	36 *UJ*	38 *UJ*		500 *UJ*
Fluoranthene	µg/kg	40 *U*	17,000 *J*	49 *U*	38 *J*	38 *J*	820 *J*		32,000 *J*
Fluorene	µg/kg	40 *U*	710 *J*	49 *U*	38 *UJ*	36 *UJ*	45 *J*		800 *J*
Hexachlorobenzene (GC/ECD)	µg/kg								
Hexachlorobenzene (GC/MS)	µg/kg	40 *U*	410 *UJ*	49 *U*	38 *UJ*	36 *UJ*	38 *UJ*		500 *UJ*
Final HCB Value	µg/kg	40 *U*	410 *UJ*	49 *U*	38 *UJ*	36 *UJ*	38 *UJ*		500 *UJ*
Hexachlorobutadiene	µg/kg	40 *U*	410 *UJ*	49 *U*	38 *UJ*	36 *UJ*	38 *UJ*		500 *UJ*
Hexachlorocyclopentadiene	µg/kg	210 *U*	2,100 *UJ*	250 *U*	190 *UJ*	190 *UJ*	200 *UJ*		2,600 *UJ*
Hexachloroethane	µg/kg	40 *U*	410 *UJ*	49 *U*	38 *UJ*	36 *UJ*	38 *UJ*		500 *UJ*
Indeno(1,2,3-cd)pyrene	µg/kg	40 *U*	3,600 *J*	49 *U*	38 *UJ*	36 *UJ*	350 *J*		11,000 *J*
Isophorone	µg/kg	40 *U*	410 *UJ*	49 *U*	38 *UJ*	36 *UJ*	38 *UJ*		500 *UJ*
Naphthalene	µg/kg	40 *U*	410 *UJ*	49 *U*	38 *UJ*	36 *UJ*	38 *UJ*		640 *J*
Nitrobenzene	µg/kg	40 *U*	410 *UJ*	49 *U*	38 *UJ*	36 *UJ*	38 *UJ*		500 *UJ*
N-Nitrosodimethylamine	µg/kg	210 *U*	2,100 *UJ*	250 *U*	190 *UJ*	190 *UJ*	200 *UJ*		2,600 *UJ*
N-Nitroso-di-n-propylamine	µg/kg	40 *U*	410 *UJ*	49 *U*	38 *UJ*	36 *UJ*	38 *UJ*		500 *UJ*
N-Nitrosodiphenylamine	µg/kg	40 *U*	410 *UJ*	49 *U*	38 *UJ*	36 *UJ*	38 *UJ*		500 *UJ*
Pentachlorophenol	µg/kg	1,000 *U*	11,000 *UJ*	1,300 *U*	970 *UJ*	930 *UJ*	990 *UJ*		13,000 *UJ*
Phenanthrene	µg/kg	40 *U*	14,000 *J*	49 *U*	38 *UJ*	36 *UJ*	440 *J*		9,500 *J*
Phenol	µg/kg	40 *U*	410 *UJ*	49 *U*	38 *UJ*	36 *UJ*	38 *UJ*		500 *UJ*
Pyrene	µg/kg	40 *U*	17,000 *J*	49 *U*	38 *UJ*	36 *UJ*	700 *J*		25,000 *J*
Pesticides									
4,4'-DDD	µg/kg								

Table A-7. (cont.)

	Survey:	ONON2A	ONON2A	ONON2A	ONON2A	ONON2A	ONON2A	ONON2A	ONON2A
	Sample Number:	DM0019	DM0041	DM0020	DM0036	DM0037	DM0038	DM0039	DM0040
	Station ID:	S442	S442	S442	S443	S443	S443	S443	S443
	Duplicates:	D1	D2						
	Date:	8/17/2000	8/17/2000	8/17/2000	8/17/2000	8/17/2000	8/17/2000	8/17/2000	8/17/2000
	Depth (cm):	183 - 232	183 - 232	241 - 305	0 - 61	61 - 122	122 - 174	174 - 180	183 - 204
Chemical	**Units**								
4,4'-DDE	µg/kg								
4,4'-DDT	µg/kg								
Aldrin	µg/kg								
alpha-BHC	µg/kg								
beta-BHC	µg/kg								
gamma-BHC (Lindane)	µg/kg								
delta-BHC	µg/kg								
Dieldrin	µg/kg								
Endosulfan I	µg/kg								
Endosulfan II	µg/kg								
Endosulfan sulfate	µg/kg								
Endrin aldehyde	µg/kg								
Endrin ketone	µg/kg								
Endrin	µg/kg								
Heptachlor epoxide	µg/kg								
Heptachlor	µg/kg								
Methoxychlor	µg/kg								
Toxaphene	µg/kg								
cis (alpha)-Chlordane	µg/kg								
trans (gamma)-Chlordane	µg/kg								
Total Chlordane [1]	µg/kg								
PCBs									
Aroclor 1016	µg/kg	54 *U*	54 *U*	52.7 *UJ*	51.3 *U*	54 *U*	53.9 *U*		51.8 *U*
Aroclor 1221	µg/kg	54 *U*	54 *U*	52.7 *UJ*	51.3 *U*	54 *U*	53.9 *U*		51.8 *U*
Aroclor 1232	µg/kg	54 *U*	54 *U*	52.7 *UJ*	51.3 *U*	54 *U*	53.9 *U*		51.8 *U*
Aroclor 1242	µg/kg	54 *U*	54 *U*	52.7 *UJ*	51.3 *U*	54 *U*	53.9 *U*		51.8 *U*
Aroclor 1248	µg/kg	54 *U*	54 *U*	52.7 *UJ*	51.3 *U*	54 *U*	53.9 *U*		51.8 *U*
Aroclor 1254	µg/kg	54 *U*	54 *U*	52.7 *UJ*	51.3 *U*	54 *U*	53.9 *U*		51.8 *U*
Aroclor 1260	µg/kg	54 *U*	54 *U*	52.7 *UJ*	51.3 *U*	54 *U*	53.9 *U*		51.8 *U*
Aroclor 1268	µg/kg	54 *U*	54 *U*	52.7 *UJ*	51.3 *U*	54 *U*	53.9 *U*		51.8 *U*
Sum PCBs	µg/kg	108 *U*	108 *U*	105.4 *U*	102.6 *U*	108 *U*	107.8 *U*		103.6 *U*

Table A-7. (cont.)

Survey:	ONON2A	ONON2A	ONON2A	ONON2A	ONON2A	ONON2A	ONON2A	ONON2A
Sample Number:	DM0019	DM0041	DM0020	DM0036	DM0037	DM0038	DM0039	DM0040
Station ID:	S442	S442	S442	S443	S443	S443	S443	S443
Duplicates:	D1	D2						
Date:	8/17/2000	8/17/2000	8/17/2000	8/17/2000	8/17/2000	8/17/2000	8/17/2000	8/17/2000
Depth (cm):	183 - 232	183 - 232	241 - 305	0 - 61	61 - 122	122 - 174	174 - 180	183 - 204
Chemical	**Units**							
PCDD/PCDFs								
2,3,7,8-Tetrachlorodibenzodioxin	ng/kg	0.1 *U*	0.1 *U*					
1,2,3,7,8-Pentachlorodibenzodioxin	ng/kg	0.1 *U*	0.1 *U*					
1,2,3,4,7,8-Hexachlorodibenzodioxin	ng/kg	0.1 *U*	0.1 *U*					
1,2,3,6,7,8-Hexachlorodibenzodioxin	ng/kg	0.1 *U*	0.1 *U*					
1,2,3,7,8,9-Hexachlorodibenzodioxin	ng/kg	0.1 *U*	0.1 *U*					
1,2,3,4,6,7,8-Heptachlorodibenzodioxin	ng/kg	0.262 *J*	0.1 *U*					
Octachlorodibenzodioxin	ng/kg	1.67 *J*	0.478 *J*					
Total heptachlorodibenzodioxins	ng/kg	0.26 *J*	0.1 *U*					
Total hexachlorodibenzodioxins	ng/kg	0.19 *J*	0.1 *U*					
Total pentachlorodibenzodioxins	ng/kg	0.43 *J*	0.1 *U*					
Total tetrachlorodibenzodioxins	ng/kg	0.34 *J*	0.1 *U*					
2,3,7,8-Tetrachlorodibenzofuran	ng/kg	0.126 *J*	0.1 *U*					
1,2,3,7,8-Pentachlorodibenzofuran	ng/kg	0.118 *J*	0.1 *U*					
2,3,4,7,8-Pentachlorodibenzofuran	ng/kg	0.109 *J*	0.1 *U*					
1,2,3,4,7,8-Hexachlorodibenzofuran	ng/kg	0.112 *J*	0.1 *U*					
1,2,3,6,7,8-Hexachlorodibenzofuran	ng/kg	0.1 *U*	0.1 *U*					
1,2,3,7,8,9-Hexachlorodibenzofuran	ng/kg	0.1 *U*	0.1 *U*					
2,3,4,6,7,8-Hexachlorodibenzofuran	ng/kg	0.1 *U*	0.1 *U*					
1,2,3,4,6,7,8-Heptachlorodibenzofuran	ng/kg	0.285 *J*	0.1 *U*					
1,2,3,4,7,8,9-Heptachlorodibenzofuran	ng/kg	0.1 *U*	0.1 *U*					
Octachlorodibenzofuran	ng/kg	0.415 *J*	0.1 *U*					
Total heptachlorodibenzofurans	ng/kg	0.29 *J*	0.1 *U*					
Total hexachlorodibenzofurans	ng/kg	0.32 *J*	0.1 *U*					
Total pentachlorodibenzofurans	ng/kg	0.22 *J*	0.1 *U*					
Total tetrachlorodibenzofurans	ng/kg	1.08	0.1 *U*					
TEQ - Dioxins (ND=1/2)	ng/kg	0.12	0.12					
TEQ - Furans (ND=1/2)	ng/kg	0.10	0.05					
TEQ - Total [2] (ND=1/2)	ng/kg	0.22	0.17					

Notes: [1] Total chlordane is a calculated quantity, not a direct measurement

[2] Calculated using WHO TEFs

HCB - Hexachlorobenzene

U - not detected at reported quantitation limit

J - estimated

R - rejected datum

Table A-8A. Onondaga Lake Surface Water – Inorganic and Organometallic Data

Survey	Date	Station ID	Depth (m)	Duplicate	Sample Number	Cadmium (µg/L)	Calcium (µg/L)	Chromium (µg/L)	Copper (µg/L)	Iron (µg/L)	Lead (µg/L)	Magnesium (µg/L)	Manganese (µg/L)
O-LOADNG	8/29/1992	W12	1.0		L10003	2 *U*	68,200	2 *U*	2 *U*		1 *U*		
O-LOADNG	9/27/1992	W12	1.0		L10067	2 *U*	88,700	2 *UJ*	4.9		2.5 *UJ*		
O-LOADNG	10/18/1992	W12	1.0		L10123	2 *U*	174,000	4 *U*	3 *U*		1 *U*		
O-LOADNG	11/24/1992	W12	1.0		L10182	2 *U*	162,000	4 *U*	3 *U*		1 *U*	24,850	
O-LOADNG	12/18/1992	W12	1.0		L10218	2 *U*	171,000	4 *U*	3.1		5.8 *J*		
O-WCPROC	4/13/1992	W1	3.0		W00014	2 *U*	161,000	4 *U*	51.2 *J*	92.1	2.1 *J*	22,400	23.6
O-WCPROC	5/27/1992	W1	0.0		W00040	2 *U*	154,000	4 *U*	1 *U*	35.3	1 *U*	24,300	10.4
O-WCPROC	5/27/1992	W1	3.0		W00041	2 *U*	150,000	4 *U*	7.4 *U*	39.3	1.8	23,600	11.1
O-WCPROC	6/23/1992	W1	0.0		W00072	2 *U*	162,000	2.6	3.1	58.7	1.3 *J*	24,600	23.1
O-WCPROC	6/23/1992	W1	3.0		W00073	2 *U*	160,000	2.6	2.7	127	1 *UJ*	24,400	19.4
O-WCPROC	6/25/1992	W1	0.0		W00104								
O-WCPROC	6/25/1992	W1	3.0		W00105								
O-WCPROC	7/21/1992	W1	0.0		W00127	2 *U*	158,000	2 *U*	2 *U*	49.9	1 *U*	23,300	7
O-WCPROC	7/21/1992	W1	3.0		W00128	2 *U*	156,000	2 *U*	2 *U*	44.3	1 *U*	22,900	6.7
O-WCPROC	8/25/1992	W1	0.0		W00177	2 *U*	131,000	2.1	2 *U*	32.5	1 *U*	22,100	4.8
O-WCPROC	8/25/1992	W1	3.0		W00178	2 *U*	151,000	2 *U*	2 *U*	76.9	1 *U*	23,000	5.5
O-WCPROC	9/22/1992	W1	0.0		W00274	2 *U*	165,000	2 *U*	2 *U*	194	1.8 *J*	23,800	624
O-WCPROC	9/22/1992	W1	3.0		W00275	2 *U*	157,000	2 *U*	2 *U*	32.5	1 *U*	23,300	12.5
O-WCPROC	10/12/1992	W1	3.0	D1	W00288	2 *U*	161,000	4 *U*	3 *U*	63	1 *U*	24,300	36.2
O-WCPROC	10/12/1992	W1	3.0	D2	W00289	2 *U*	177,000	4 *U*	3.2	77.3	1 *U*	26,700	41
O-WCPROC	10/12/1992	W1	3.0	D3	W00290	2 *U*	162,000	4 *U*	3 *U*	65.8	2.4	24,700	37.3
O-WCPROC	11/16/1992	W1	3.0		W00307	2 *U*	165,000	4 *UJ*	3 *U*	59.5	1 *U*	23,700	145
O-WCPROC	5/28/1992	W1R	0.0		W00047	2 *U*	153,000	4 *U*	2.7 *U*	27.3	3.4	24,000	11.6
O-WCPROC	5/28/1992	W1R	3.0		W00048	2 *U*	152,000	4 *U*	4.8	26.8	1 *U*	23,800	14.4
O-WCPROC	6/24/1992	W1R	0.0		W00081	2 *U*	152,000	2.7	3.5	50.4	1 *U*	23,400	18.8
O-WCPROC	6/24/1992	W1R	3.0		W00082	2 *U*	158,000	2 *U*	2 *U*	44.7	1 *U*	24,100	18.3
O-WCPROC	7/22/1992	W1R	0.0		W00136	2 *U*	155,000	2 *U*	2.1	38.9	1 *U*	22,700	6.1
O-WCPROC	7/22/1992	W1R	3.0		W00137	2 *U*	156,000	2 *U*	2 *U*	49.3	1 *U*	22,900	6.7
O-WCPROC	4/8/1992	W2	3.0		W00001	2 *U*	151,000	4 *U*	2 *J*	98.5	7.7 *J*	21,700	18.3
O-WCPROC	5/26/1992	W2	3.0		W00025	2 *U*	130,000	4 *U*	1 *UJ*	16 *U*	1 *UJ*	20,600	10.9 *UJ*
O-WCPROC	6/23/1992	W2	0.0		W00065	2 *U*	166,000	2.2	2 *U*	50.6	1 *UJ*	25,000	18.1
O-WCPROC	6/23/1992	W2	3.0		W00066	2 *U*	159,000	2 *U*	3	45.9	2.1 *J*	24,100	17.8
O-WCPROC	6/25/1992	W2	0.0		W00097								
O-WCPROC	6/25/1992	W2	3.0		W00098								

Table A -8A. (cont.)

Survey	Date	Station ID	Depth (m)	Duplicate	Sample Number	Dimethyl mercury - Total (ng/L)	Elemental mercury - Total (ng/L)	Ionic mercury - Total (ng/L)	Mercury - Total[1] (ng/L)	Methylmercury (ng/L)	Nickel (µg/L)	Sodium (µg/L)	Zinc (µg/L)
O-LOADNG	8/29/1992	W12	1.0		L10003				3.9	0.13	5 *U*	78,900	15.7 *U*
O-LOADNG	9/27/1992	W12	1.0		L10067				2.4	0.51	5 *U*	91,300	14.9 *U*
O-LOADNG	10/18/1992	W12	1.0		L10123				6.0	2.86	7 *U*	226,000	6.7
O-LOADNG	11/24/1992	W12	1.0		L10182				4.1	0.84	7 *U*	211,000	47
O-LOADNG	12/18/1992	W12	1.0		L10218				5.8	0.85	4 *U*	217,000	47.4 *J*
O-WCPROC	4/13/1992	W1	3.0		W00014	0.011 *UJ*	0.28 *J*	3.32 *J*	10.0	0.25 *J*	8 *U*	234,000	102 *J*
O-WCPROC	5/27/1992	W1	0.0		W00040	0.003 *UJ*	0.14	0.42	4.6	0.22	10.1	212,000	18.8
O-WCPROC	5/27/1992	W1	3.0		W00041	0.003 *UJ*	0.13	0.30	3.1	0.37	9.8	207,000	50.8
O-WCPROC	6/23/1992	W1	0.0		W00072						5	235,000 *J*	15.6
O-WCPROC	6/23/1992	W1	3.0		W00073						5 *U*	234,000 *J*	38
O-WCPROC	6/25/1992	W1	0.0		W00104	0.003 *UJ*	0.03	0.44	2.8	0.43			
O-WCPROC	6/25/1992	W1	3.0		W00105	0.003 *UJ*	0.03	0.44	6.4	0.40			
O-WCPROC	7/21/1992	W1	0.0		W00127	0.006 *U*	0.12	0.40	3.7	0.33	5 *U*	207,000	4.3
O-WCPROC	7/21/1992	W1	3.0		W00128	0.006 *U*	0.13	0.79	6.0	0.34	5 *U*	205,000	5
O-WCPROC	8/25/1992	W1	0.0		W00177	0.002 *U*	0.31	0.88	6.9	0.33	5 *U*	181,000	18.1 *J*
O-WCPROC	8/25/1992	W1	3.0		W00178	0.002 *U*	0.14	0.54	6.2	0.29	5 *U*	187,000	35.7 *J*
O-WCPROC	9/22/1992	W1	0.0		W00274	0.001 *U*	0.05	1.43	6.2	0.36	5 *U*	233,000	16.2 *J*
O-WCPROC	9/22/1992	W1	3.0		W00275	0.001 *U*	0.05	1.61	5.9	0.57	5 *U*	214,000	2.3 *J*
O-WCPROC	10/12/1992	W1	3.0	D1	W00288	0.004 *U*	0.09	0.84	5.4	1.62	9.1	218,000	13.6
O-WCPROC	10/12/1992	W1	3.0	D2	W00289	0.004 *U*	0.12	1.71	7.5	1.30	9	239,000	9.3
O-WCPROC	10/12/1992	W1	3.0	D3	W00290	0.004 *U*	0.06	2.04	4.9	1.3	7 *U*	220,000	27.8
O-WCPROC	11/16/1992	W1	3.0		W00307	0.003 *U*	0.04	0.63	7.3	1.32	7 *U*	217,000	6.6
O-WCPROC	5/28/1992	W1R	0.0		W00047	0.003 *UJ*	0.15	0.32	5.0	0.22	15	211,000	14.7
O-WCPROC	5/28/1992	W1R	3.0		W00048	0.003 *UJ*	0.13	0.36	4.4	0.27	8.4	208,000	31.5
O-WCPROC	6/24/1992	W1R	0.0		W00081	0.003 *UJ*	0.16 *U*	0.81	3.6	0.34	5 *U*	230,000	37.8 *J*
O-WCPROC	6/24/1992	W1R	3.0		W00082	0.003 *UJ*	0.17 *U*	0.70	5.6	0.38	5 *U*	238,000	13.2 *J*
O-WCPROC	7/22/1992	W1R	0.0		W00136	0.001 *U*	0.12	0.86	3.9	0.13	5 *U*	207,000	128
O-WCPROC	7/22/1992	W1R	3.0		W00137	0.002 *U*	0.13	0.94	4.8	0.37	5 *U*	209,000	4.3
O-WCPROC	4/8/1992	W2	3.0		W00001	0.003 *UJ*	0.12 *J*	2.41 *J*	4.4	0.38 *J*	8 *U*	217,000	12 *J*
O-WCPROC	5/26/1992	W2	3.0		W00025	0.003 *UJ*	0.16	0.15	4.4	0.38	8 *U*	187,000	2.7
O-WCPROC	6/23/1992	W2	0.0		W00065						5 *U*	229,000 *J*	80
O-WCPROC	6/23/1992	W2	3.0		W00066						5 *U*	223,000 *J*	21.2
O-WCPROC	6/25/1992	W2	0.0		W00097	0.003 *UJ*	0.05	0.43	2.7	0.32			
O-WCPROC	6/25/1992	W2	3.0		W00098	0.003 *UJ*	0.04	0.43	2.9	0.35			

Table A -8A. (cont.)

Survey	Date	Station ID	Depth (m)	Duplicate	Sample Number	Cadmium (µg/L)	Calcium (µg/L)	Chromium (µg/L)	Copper (µg/L)	Iron (µg/L)	Lead (µg/L)	Magnesium (µg/L)	Manganese (µg/L)
O-WCPROC	7/21/1992	W2	0.0		W00120	2 *U*	156,000	2 *U*	2.1	38.1	1 *U*	23,100	7
O-WCPROC	7/21/1992	W2	3.0		W00121	2 *U*	156,000	2 *U*	2 *U*	40.3	1.1	23,200	6.4
O-WCPROC	8/24/1992	W2	0.0		W00170	2 *U*	147,000	2 *U*	2 *U*	21.2	1 *U*	23,000	3.2
O-WCPROC	8/24/1992	W2	3.0		W00171	2 *U*	149,000	2.3	2 *U*	42.1	1.5	22,900	3.9
O-WCPROC	9/21/1992	W2	0.0		W00217	2 *U*	158,000	2 *U*	2 *U*	31	1 *U*	23,700	6.5
O-WCPROC	9/21/1992	W2	3.0		W00218	2 *U*	157,000	2 *U*	2 *U*	34	1 *U*	23,600	7
O-WCPROC	10/12/1992	W2	3.0		W00293	2 *U*	168,000	4 *U*	3 *U*	63	1 *UJ*	25,800	32.4
O-WCPROC	11/16/1992	W2	3.0		W00312	3.1	166,000	4.1 *J*	3 *U*	56.2	1 *U*	24,400	146
O-WCPROC	5/26/1992	W2	0.0		WYY024	2 *U*	162,000	4 *U*	1 *UJ*	34.3	1 *UJ*	25,900	12.8 *UJ*
O-LAKE96	7/11/1996	SB	3.0	D1	SW0029								
O-LAKE96	7/11/1996	SB	3.0	D2	SW0030								
O-LAKE96	9/18/1996	SB	3.0		SW0054								
O-LAKE96	9/19/1996	NB	3.0		SW0068								
O-LAKE96	9/18/1996	SB	3.0										
O-WCSUP	9/27/1999	W1	0.0		LW0001			3.5		596	1.6 *U*		30 *J*
O-WCSUP	9/27/1999	W1	3.0		LW0002					245			25
O-WCSUP	10/15/1999	W1	0.0		LW0028					125			79
O-WCSUP	10/15/1999	W1	3.0		LW0029					141			65
O-WCSUP	10/25/1999	W1	0.0		LW0044					43			119
O-WCSUP	10/25/1999	W1	3.0		LW0045					39			120
O-WCSUP	11/9/1999	W1	0.0		LW0063					63			112
O-WCSUP	11/9/1999	W1	3.0		LW0064					73			106
O-WCSUP	12/2/1999	W1	0.0		LW0071					173			61
O-WCSUP	12/2/1999	W1	3.0		LW0072					144			59
O-WCSUP	9/28/1999	W12	2.0	D1	LW0015					76			32
O-WCSUP	9/28/1999	W12	2.0	D2	LW0016					65			25
O-WCSUP	10/14/1999	W12	1.0		LW0042					71			244
O-WCSUP	10/14/1999	W12	3.0		LW0043					81			257
O-WCSUP	10/26/1999	W12	2.0		LW0062					36			94
O-WCSUP	12/2/1999	W12	2.0		LW0079					63			90
O-WCSUP	9/27/1999	W2	0.0		LW0008			3.7		51	1.6 *U*		26 *J*
O-WCSUP	9/27/1999	W2	3.0		LW0009					64			28
O-WCSUP	10/15/1999	W2	0.0		LW0035					93			105
O-WCSUP	10/15/1999	W2	3.0		LW0036					46			116

Table A -8A. (cont.)

Survey	Date	Station ID	Depth (m)	Duplicate	Sample Number	Dimethyl mercury - Total (ng/L)	Elemental mercury - Total (ng/L)	Ionic mercury - Total (ng/L)	Mercury - Total[1] (ng/L)	Methylmercury (ng/L)	Nickel (µg/L)	Sodium (µg/L)	Zinc (µg/L)
O-WCPROC	7/21/1992	W2	0.0		W00120	0.006 *U*	0.18	0.44	4.8	0.37	5 *U*	207,000	7.6
O-WCPROC	7/21/1992	W2	3.0		W00121	0.006 *U*	0.18	0.25	3.4	0.32	5 *U*	208,000	18.7
O-WCPROC	8/24/1992	W2	0.0		W00170	0.005 *U*	0.23	0.92	11.2	0.16	5 *U*	186,000	10.5 *J*
O-WCPROC	8/24/1992	W2	3.0		W00171	0.005 *U*	0.15	1.07	7.0	0.31	5 *U*	187,000	19.6 *J*
O-WCPROC	9/21/1992	W2	0.0		W00217	0.008 *U*	0.09	1.59	6.9	0.26	5 *U*	215,000	8.5 *J*
O-WCPROC	9/21/1992	W2	3.0		W00218	0.008 *U*	0.08	1.54	7.7	0.47	5 *U*	213,000	25.5 *J*
O-WCPROC	10/12/1992	W2	3.0		W00293	0.004 *U*	0.10	1.00	5.0	1.33	7 *U*	233,000	5.1
O-WCPROC	11/16/1992	W2	3.0		W00312	0.003 *U*	0.05	0.35	7.4	1.6	7 *U*	211,000	3.6
O-WCPROC	5/26/1992	W2	0.0		WYY024	0.003 *UJ*	0.17	0.17	2.9	0.20	8 *U*	238,000	49.8
O-LAKE96	7/11/1996	SB	3.0	D1	SW0029				9.4	0.77			
O-LAKE96	7/11/1996	SB	3.0	D2	SW0030				9.6	0.57			
O-LAKE96	9/18/1996	SB	3.0		SW0054				5.2	0.36 *J*			
O-LAKE96	9/19/1996	NB	3.0		SW0068				7.3	0.44 *J*			
O-LAKE96	9/18/1996	SB	3.0						5.2	0.36 *J*			
O-WCSUP	9/27/1999	W1	0.0		LW0001				13.7	1.12	3.6 *J*		
O-WCSUP	9/27/1999	W1	3.0		LW0002				5.5	0.72			
O-WCSUP	10/15/1999	W1	0.0		LW0028				6.6	2.77			
O-WCSUP	10/15/1999	W1	3.0		LW0029				7.5	2.41			
O-WCSUP	10/25/1999	W1	0.0		LW0044				6.5	2.77			
O-WCSUP	10/25/1999	W1	3.0		LW0045				6.5	1.87			
O-WCSUP	11/9/1999	W1	0.0		LW0063				11.2	1.62			
O-WCSUP	11/9/1999	W1	3.0		LW0064				10.4	1.41			
O-WCSUP	12/2/1999	W1	0.0		LW0071				7.1	1.22			
O-WCSUP	12/2/1999	W1	3.0		LW0072				7.3	0.98			
O-WCSUP	9/28/1999	W12	2.0	D1	LW0015				4.8	1.12			
O-WCSUP	9/28/1999	W12	2.0	D2	LW0016				4.0	1.67			
O-WCSUP	10/14/1999	W12	1.0		LW0042				10.0	5.82			
O-WCSUP	10/14/1999	W12	3.0		LW0043				10.0	5.93			
O-WCSUP	10/26/1999	W12	2.0		LW0062				6.3	2.08			
O-WCSUP	12/2/1999	W12	2.0		LW0079				6.6	1.27 *J*			
O-WCSUP	9/27/1999	W2	0.0		LW0008				3.5	0.85	3.7 *J*		
O-WCSUP	9/27/1999	W2	3.0		LW0009				4.1	0.85			
O-WCSUP	10/15/1999	W2	0.0		LW0035				6.2	3.44			
O-WCSUP	10/15/1999	W2	3.0		LW0036				6.6	2.08			

Table A -8A. (cont.)

Survey	Date	Station ID	Depth (m)	Duplicate	Sample Number	Cadmium (µg/L)	Calcium (µg/L)	Chromium (µg/L)	Copper (µg/L)	Iron (µg/L)	Lead (µg/L)	Magnesium (µg/L)	Manganese (µg/L)
O-WCSUP	10/25/1999	W2	0.0		LW0052					40			132
O-WCSUP	10/25/1999	W2	3.0		LW0053					34			92
O-WCSUP	9/28/1999	W50	1.0		LW0022			3.9			3.1		20.6 *J*
O-WCSUP	9/28/1999	W51	0.0		LW0021			3.7			1.6 *U*		27.4 *J*
O-WCSUP	9/28/1999	W52	1.0		LW0020			3.5			1.6 *U*		15 *J*
O-WCSUP	10/25/1999	W52	1.0		LW0059					39			87
O-WCSUP	9/28/1999	W53	1.0	D1	LW0019			3.5			1.6 *U*		15 *J*
O-WCSUP	9/28/1999	W53	1.0	D2	LW0026			2.6			1.6 *U*		15.4 *J*
O-WCSUP	9/28/1999	W54	0.0		LW0017			3.13			1.6 *U*		14.3 *J*
O-WCSUP	10/25/1999	W54	1.0		LW0060					26			102
O-WCSUP	9/28/1999	W55	0.0		LW0023			3.8			1.6 *U*		30.6 *J*
O-WCSUP	9/28/1999	W56	1.0		LW0018			3.6			1.6 *U*		18.6 *J*
O-WCSUP	9/28/1999	W57	0.0		LW0025			3.2			1.6 *U*		16 *J*
O-WCSUP	9/28/1999	W58	1.0		LW0024			3.2			1.6 *U*		16.4 *J*
O-WCSUP	10/26/1999	W58	1.0		LW0061					216			110
ONON2A	7/21/2000	S402	< 2.0		OW0006					65 *J*			7.55

Table A -8A. (cont.)

Survey	Date	Station ID	Depth (m)	Duplicate	Sample Number	Dimethyl mercury - Total (ng/L)	Elemental mercury - Total (ng/L)	Ionic mercury - Total (ng/L)	Mercury - Total[1] (ng/L)	Methylmercury (ng/L)	Nickel (µg/L)	Sodium (µg/L)	Zinc (µg/L)
O-WCSUP	10/25/1999	W2	0.0		LW0052				4.8	2.32			
O-WCSUP	10/25/1999	W2	3.0		LW0053				5.8	2.36			
O-WCSUP	9/28/1999	W50	1.0		LW0022				12.2	0.98	4.6 *J*		
O-WCSUP	9/28/1999	W51	0.0		LW0021				11.0	0.80	4.7 *J*		
O-WCSUP	9/28/1999	W52	1.0		LW0020				2.3	0.82	4.2 *J*		
O-WCSUP	10/25/1999	W52	1.0		LW0059				7.5	1.49			
O-WCSUP	9/28/1999	W53	1.0	D1	LW0019				26.2	0.82	4 *J*		
O-WCSUP	9/28/1999	W53	1.0	D2	LW0026				9.8	0.82	3.9 *J*		
O-WCSUP	9/28/1999	W54	0.0		LW0017				6.2	0.76	3.7 *J*		
O-WCSUP	10/25/1999	W54	1.0		LW0060				6.5	2.41			
O-WCSUP	9/28/1999	W55	0.0		LW0023				103.0	1.09	4.2 *J*		
O-WCSUP	9/28/1999	W56	1.0		LW0018				4.8	0.61	3.5 *J*		
O-WCSUP	9/28/1999	W57	0.0		LW0025				10.3	0.78	3.9 *J*		
O-WCSUP	9/28/1999	W58	1.0		LW0024				8.1	0.84	4 *J*		
O-WCSUP	10/26/1999	W58	1.0		LW0061				14.3	0.77			
ONON2A	7/21/2000	S402	< 2.0		OW0006				19.0	0.41			

Notes: [1] Total mercury analysis

J - estimated

U - not detected at reported quantitation limit

Table A-8B. Onondaga Lake Surface Water – Organic Data

Survey	Date	Station	Depth (m)	Duplicate	Sample Number	1,1,1-Trichloroethane (µg/L)	Tetrachloro-ethane (µg/L)	1,1,2-Trichloroethane (µg/L)	1,1-Dichloroethane (µg/L)	1,1-Dichloroethene (µg/L)	1,2,3-Trichloro-benzene (µg/L)	
O-LOADNG	8/29/1992	W12	1.0		L10003						1	*U*
O-LOADNG	9/27/1992	W12	1.0		L10067						1	*U*
O-LOADNG	10/18/1992	W12	1.0		L10123						1	*U*
O-LOADNG	11/24/1992	W12	1.0		L10182						1	*U*
O-LOADNG	12/18/1992	W12	1.0		L10218						1	*U*
O-WCPROC	5/27/1992	W1	0.0		W00040						1	*U*
O-WCPROC	6/23/1992	W1	0.0		W00072						1	*U*
O-WCPROC	7/21/1992	W1	0.0		W00127						1	*U*
O-WCPROC	8/25/1992	W1	0.0		W00177						1	*U*
O-WCPROC	9/22/1992	W1	0.0		W00274						1	*U*
O-WCPROC	4/13/1992	W1	3.0		W00014						1	*U*
O-WCPROC	5/27/1992	W1	3.0		W00041						1	*U*
O-WCPROC	6/23/1992	W1	3.0		W00073						1	*U*
O-WCPROC	7/21/1992	W1	3.0		W00128						1	*U*
O-WCPROC	8/25/1992	W1	3.0		W00178						1	*U*
O-WCPROC	9/22/1992	W1	3.0		W00275						1	*U*
O-WCPROC	7/22/1992	W117	0.0		W00150						1	*UJ*
O-WCPROC	7/22/1992	W117	3.0		W00151						1	*UJ*
O-WCPROC	7/22/1992	W119	0.0		W00154						1	*UJ*
O-WCPROC	7/22/1992	W120	0.0		W00152						1	*UJ*
O-WCPROC	5/28/1992	W1R	0.0		W00047						1	*U*
O-WCPROC	6/24/1992	W1R	0.0		W00081						1	*U*
O-WCPROC	7/22/1992	W1R	0.0		W00136						1	*U*
O-WCPROC	5/28/1992	W1R	3.0		W00048						1	*U*
O-WCPROC	6/24/1992	W1R	3.0		W00082						1	*U*
O-WCPROC	7/22/1992	W1R	3.0		W00137						2.7	*J*
O-WCPROC	5/26/1992	W2	0.0		WYY024						1	*UJ*
O-WCPROC	6/23/1992	W2	0.0		W00065						1	*U*
O-WCPROC	7/21/1992	W2	0.0		W00120						1	*UJ*
O-WCPROC	8/24/1992	W2	0.0		W00170						1	*U*
O-WCPROC	9/21/1992	W2	0.0		W00217						1	*U*
O-WCPROC	4/8/1992	W2	3.0		W00001						1	*U*
O-WCPROC	5/26/1992	W2	3.0		W00025						1	*UJ*
O-WCPROC	6/23/1992	W2	3.0		W00066						1	*U*
O-WCPROC	7/21/1992	W2	3.0		W00121						1	*U*

Table A-8B. (cont.)

Survey	Date	Station	Depth (m)	Duplicate	Sample Number	1,2,4-Trichloro-benzene (µg/L)	1,3,5-Trichloro-benzene (µg/L)	1,2-Dichlorobenzene (µg/L)	1,3-Dichlorobenzene (µg/L)	1,4-Dichlorobenzene (µg/L)	1,2-Dichloroethane (µg/L)
O-LOADNG	8/29/1992	W12	1.0		L10003	1 *U*	1 *U*	1 *U*	1 *U*	1 *U*	
O-LOADNG	9/27/1992	W12	1.0		L10067	1 *U*	1 *U*	1 *U*	1 *U*	1 *U*	
O-LOADNG	10/18/1992	W12	1.0		L10123	1 *U*	1 *U*	1 *U*	1 *U*	1 *U*	
O-LOADNG	11/24/1992	W12	1.0		L10182	1 *U*	1 *U*	1 *U*	1 *U*	1 *U*	
O-LOADNG	12/18/1992	W12	1.0		L10218	1 *U*	1 *U*	1 *U*	1 *U*	1 *U*	
O-WCPROC	5/27/1992	W1	0.0		W00040	1 *U*	1 *U*	1 *U*	1 *U*	1 *U*	
O-WCPROC	6/23/1992	W1	0.0		W00072	1 *U*	1 *U*	1 *U*	1 *U*	1 *U*	
O-WCPROC	7/21/1992	W1	0.0		W00127	1 *U*	1 *U*	1 *U*	1 *U*	1 *U*	
O-WCPROC	8/25/1992	W1	0.0		W00177	1 *U*	1 *U*	1 *U*	1 *U*	1 *U*	
O-WCPROC	9/22/1992	W1	0.0		W00274	1 *U*	1 *U*	1 *U*	1 *U*	1 *U*	
O-WCPROC	4/13/1992	W1	3.0		W00014	1 *U*	1 *U*	1 *U*	1 *U*	1 *U*	
O-WCPROC	5/27/1992	W1	3.0		W00041	1 *U*	1 *U*	1 *U*	1 *U*	1 *U*	
O-WCPROC	6/23/1992	W1	3.0		W00073	1 *U*	1 *U*	1 *U*	1 *U*	1 *U*	
O-WCPROC	7/21/1992	W1	3.0		W00128	1 *U*	1 *U*	1 *U*	1 *U*	1 *U*	
O-WCPROC	8/25/1992	W1	3.0		W00178	1 *U*	1 *U*	1 *U*	1 *U*	1 *U*	
O-WCPROC	9/22/1992	W1	3.0		W00275	1 *U*	1 *U*	1 *U*	1 *U*	1 *U*	
O-WCPROC	7/22/1992	W117	0.0		W00150	1 *UJ*	1 *UJ*	1 *UJ*	1 *UJ*	1 *UJ*	
O-WCPROC	7/22/1992	W117	3.0		W00151	1 *UJ*	1 *UJ*	1 *UJ*	1 *UJ*	1.1 *J*	
O-WCPROC	7/22/1992	W119	0.0		W00154	1 *UJ*	1 *UJ*	1 *UJ*	1 *UJ*	1 *UJ*	
O-WCPROC	7/22/1992	W120	0.0		W00152	1 *UJ*	1 *UJ*	1 *UJ*	1 *UJ*	1 *UJ*	
O-WCPROC	5/28/1992	W1R	0.0		W00047	1 *U*	1 *U*	1 *U*	1 *U*	1 *U*	
O-WCPROC	6/24/1992	W1R	0.0		W00081	1 *U*	1 *U*	1 *U*	1 *U*	1 *U*	
O-WCPROC	7/22/1992	W1R	0.0		W00136	1 *U*	1 *U*	1 *U*	1 *U*	1 *U*	
O-WCPROC	5/28/1992	W1R	3.0		W00048	1 *U*	1 *U*	1 *U*	1 *U*	1 *U*	
O-WCPROC	6/24/1992	W1R	3.0		W00082	1 *U*	1 *U*	1 *U*	1 *U*	1 *U*	
O-WCPROC	7/22/1992	W1R	3.0		W00137	2.4 *J*	1.6 *J*	1.7 *J*	1.2 *J*	1.7 *J*	
O-WCPROC	5/26/1992	W2	0.0		WYY024	1 *UJ*	1 *UJ*	1 *UJ*	1 *UJ*	1 *UJ*	
O-WCPROC	6/23/1992	W2	0.0		W00065	1 *U*	1 *U*	1 *U*	1 *U*	1 *U*	
O-WCPROC	7/21/1992	W2	0.0		W00120	1 *UJ*	1 *UJ*	1 *UJ*	1 *UJ*	1 *UJ*	
O-WCPROC	8/24/1992	W2	0.0		W00170	1 *U*	1 *U*	1 *U*	1 *U*	1 *U*	
O-WCPROC	9/21/1992	W2	0.0		W00217	1 *U*	1 *U*	1 *U*	1 *U*	1 *U*	
O-WCPROC	4/8/1992	W2	3.0		W00001	1 *U*	1 *U*	1 *U*	1 *U*	1 *U*	
O-WCPROC	5/26/1992	W2	3.0		W00025	1 *UJ*	1 *UJ*	1 *UJ*	1 *UJ*	1 *UJ*	
O-WCPROC	6/23/1992	W2	3.0		W00066	1 *U*	1 *U*	1 *U*	1 *U*	1 *U*	
O-WCPROC	7/21/1992	W2	3.0		W00121	1 *U*	1 *U*	1 *U*	1 *U*	1 *U*	

Table A-8B. (cont.)

Survey	Date	Station	Depth (m)	Duplicate	Sample Number	1,2-Dichloropropane (µg/L)	2-Butanone (µg/L)	2-Hexanone (µg/L)	4-Methyl-2-pentanone (µg/L)	Acetone (µg/L)	Benzene (µg/L)
O-LOADNG	8/29/1992	W12	1.0		L10003						1 *U*
O-LOADNG	9/27/1992	W12	1.0		L10067						1 *U*
O-LOADNG	10/18/1992	W12	1.0		L10123						1 *U*
O-LOADNG	11/24/1992	W12	1.0		L10182						1 *U*
O-LOADNG	12/18/1992	W12	1.0		L10218						1 *U*
O-WCPROC	5/27/1992	W1	0.0		W00040						1 *U*
O-WCPROC	6/23/1992	W1	0.0		W00072						1 *U*
O-WCPROC	7/21/1992	W1	0.0		W00127						1 *U*
O-WCPROC	8/25/1992	W1	0.0		W00177						1 *U*
O-WCPROC	9/22/1992	W1	0.0		W00274						1 *U*
O-WCPROC	4/13/1992	W1	3.0		W00014						1 *U*
O-WCPROC	5/27/1992	W1	3.0		W00041						1 *U*
O-WCPROC	6/23/1992	W1	3.0		W00073						1 *U*
O-WCPROC	7/21/1992	W1	3.0		W00128						1 *U*
O-WCPROC	8/25/1992	W1	3.0		W00178						1 *U*
O-WCPROC	9/22/1992	W1	3.0		W00275						1 *U*
O-WCPROC	7/22/1992	W117	0.0		W00150						1 *UJ*
O-WCPROC	7/22/1992	W117	3.0		W00151						1 *UJ*
O-WCPROC	7/22/1992	W119	0.0		W00154						1 *UJ*
O-WCPROC	7/22/1992	W120	0.0		W00152						1 *UJ*
O-WCPROC	5/28/1992	W1R	0.0		W00047						1 *U*
O-WCPROC	6/24/1992	W1R	0.0		W00081						1 *U*
O-WCPROC	7/22/1992	W1R	0.0		W00136						1 *U*
O-WCPROC	5/28/1992	W1R	3.0		W00048						1 *U*
O-WCPROC	6/24/1992	W1R	3.0		W00082						1 *U*
O-WCPROC	7/22/1992	W1R	3.0		W00137						1 *UJ*
O-WCPROC	5/26/1992	W2	0.0		WYY024						1 *UJ*
O-WCPROC	6/23/1992	W2	0.0		W00065						1 *U*
O-WCPROC	7/21/1992	W2	0.0		W00120						1 *UJ*
O-WCPROC	8/24/1992	W2	0.0		W00170						1 *U*
O-WCPROC	9/21/1992	W2	0.0		W00217						1 *U*
O-WCPROC	4/8/1992	W2	3.0		W00001						1 *U*
O-WCPROC	5/26/1992	W2	3.0		W00025						1 *UJ*
O-WCPROC	6/23/1992	W2	3.0		W00066						1 *U*
O-WCPROC	7/21/1992	W2	3.0		W00121						1 *U*

Table A-8B. (cont.)

Survey	Date	Station	Depth (m)	Duplicate	Sample Number	Bromo-dichloromethane (µg/L)	Bromoform (µg/L)	Bromomethane (µg/L)	Carbon disulfide (µg/L)	Carbon tetrachloride (µg/L)	Chlorobenzene (µg/L)
O-LOADNG	8/29/1992	W12	1.0		L10003						1 *U*
O-LOADNG	9/27/1992	W12	1.0		L10067						1 *U*
O-LOADNG	10/18/1992	W12	1.0		L10123						1 *U*
O-LOADNG	11/24/1992	W12	1.0		L10182						1 *U*
O-LOADNG	12/18/1992	W12	1.0		L10218						1 *U*
O-WCPROC	5/27/1992	W1	0.0		W00040						1 *U*
O-WCPROC	6/23/1992	W1	0.0		W00072						1 *U*
O-WCPROC	7/21/1992	W1	0.0		W00127						1 *U*
O-WCPROC	8/25/1992	W1	0.0		W00177						1 *U*
O-WCPROC	9/22/1992	W1	0.0		W00274						1 *U*
O-WCPROC	4/13/1992	W1	3.0		W00014						1 *U*
O-WCPROC	5/27/1992	W1	3.0		W00041						1 *U*
O-WCPROC	6/23/1992	W1	3.0		W00073						1 *U*
O-WCPROC	7/21/1992	W1	3.0		W00128						1 *U*
O-WCPROC	8/25/1992	W1	3.0		W00178						1 *U*
O-WCPROC	9/22/1992	W1	3.0		W00275						1 *U*
O-WCPROC	7/22/1992	W117	0.0		W00150						1 *UJ*
O-WCPROC	7/22/1992	W117	3.0		W00151						1 *UJ*
O-WCPROC	7/22/1992	W119	0.0		W00154						1 *UJ*
O-WCPROC	7/22/1992	W120	0.0		W00152						1 *UJ*
O-WCPROC	5/28/1992	W1R	0.0		W00047						1 *U*
O-WCPROC	6/24/1992	W1R	0.0		W00081						1 *UJ*
O-WCPROC	7/22/1992	W1R	0.0		W00136						1 *U*
O-WCPROC	5/28/1992	W1R	3.0		W00048						1 *U*
O-WCPROC	6/24/1992	W1R	3.0		W00082						1 *UJ*
O-WCPROC	7/22/1992	W1R	3.0		W00137						1 *UJ*
O-WCPROC	5/26/1992	W2	0.0		WYY024						1 *UJ*
O-WCPROC	6/23/1992	W2	0.0		W00065						1 *U*
O-WCPROC	7/21/1992	W2	0.0		W00120						1 *UJ*
O-WCPROC	8/24/1992	W2	0.0		W00170						1 *U*
O-WCPROC	9/21/1992	W2	0.0		W00217						1 *U*
O-WCPROC	4/8/1992	W2	3.0		W00001						1 *U*
O-WCPROC	5/26/1992	W2	3.0		W00025						1 *UJ*
O-WCPROC	6/23/1992	W2	3.0		W00066						1 *U*
O-WCPROC	7/21/1992	W2	3.0		W00121						1 *U*

Table A-8B. (cont.)

Survey	Date	Station	Depth (m)	Duplicate	Sample Number	Chloroethane (µg/L)	Chloroform (µg/L)	Chloromethane (µg/L)	cis-1,2-Dichloroethene (µg/L)	trans-1,2-Dichloroethene (µg/L)	cis-1,3-Dichloropropene (µg/L)
O-LOADNG	8/29/1992	W12	1.0		L10003						
O-LOADNG	9/27/1992	W12	1.0		L10067						
O-LOADNG	10/18/1992	W12	1.0		L10123						
O-LOADNG	11/24/1992	W12	1.0		L10182						
O-LOADNG	12/18/1992	W12	1.0		L10218						
O-WCPROC	5/27/1992	W1	0.0		W00040						
O-WCPROC	6/23/1992	W1	0.0		W00072						
O-WCPROC	7/21/1992	W1	0.0		W00127						
O-WCPROC	8/25/1992	W1	0.0		W00177						
O-WCPROC	9/22/1992	W1	0.0		W00274						
O-WCPROC	4/13/1992	W1	3.0		W00014						
O-WCPROC	5/27/1992	W1	3.0		W00041						
O-WCPROC	6/23/1992	W1	3.0		W00073						
O-WCPROC	7/21/1992	W1	3.0		W00128						
O-WCPROC	8/25/1992	W1	3.0		W00178						
O-WCPROC	9/22/1992	W1	3.0		W00275						
O-WCPROC	7/22/1992	W117	0.0		W00150						
O-WCPROC	7/22/1992	W117	3.0		W00151						
O-WCPROC	7/22/1992	W119	0.0		W00154						
O-WCPROC	7/22/1992	W120	0.0		W00152						
O-WCPROC	5/28/1992	W1R	0.0		W00047						
O-WCPROC	6/24/1992	W1R	0.0		W00081						
O-WCPROC	7/22/1992	W1R	0.0		W00136						
O-WCPROC	5/28/1992	W1R	3.0		W00048						
O-WCPROC	6/24/1992	W1R	3.0		W00082						
O-WCPROC	7/22/1992	W1R	3.0		W00137						
O-WCPROC	5/26/1992	W2	0.0		WYY024						
O-WCPROC	6/23/1992	W2	0.0		W00065						
O-WCPROC	7/21/1992	W2	0.0		W00120						
O-WCPROC	8/24/1992	W2	0.0		W00170						
O-WCPROC	9/21/1992	W2	0.0		W00217						
O-WCPROC	4/8/1992	W2	3.0		W00001						
O-WCPROC	5/26/1992	W2	3.0		W00025						
O-WCPROC	6/23/1992	W2	3.0		W00066						
O-WCPROC	7/21/1992	W2	3.0		W00121						

Table A-8B. (cont.)

Survey	Date	Station	Depth (m)	Duplicate	Sample Number	trans-1,3-Dichloropropene (µg/L)	Dibromo-chloromethane (µg/L)	Ethylbenzene (µg/L)	Hexachlorobenzene (µg/L)	Methylene chloride (µg/L)	Styrene (µg/L)
O-LOADNG	8/29/1992	W12	1.0		L10003			1 *U*	0.05 *UJ*		
O-LOADNG	9/27/1992	W12	1.0		L10067			1 *U*	0.05 *UJ*		
O-LOADNG	10/18/1992	W12	1.0		L10123			1 *U*	0.05 *UJ*		
O-LOADNG	11/24/1992	W12	1.0		L10182			1 *U*	0.05 *UJ*		
O-LOADNG	12/18/1992	W12	1.0		L10218			1 *U*	0.05 *UJ*		
O-WCPROC	5/27/1992	W1	0.0		W00040			1 *U*			
O-WCPROC	6/23/1992	W1	0.0		W00072			1 *U*			
O-WCPROC	7/21/1992	W1	0.0		W00127			1 *U*			
O-WCPROC	8/25/1992	W1	0.0		W00177			1 *U*			
O-WCPROC	9/22/1992	W1	0.0		W00274			1 *U*			
O-WCPROC	4/13/1992	W1	3.0		W00014			1 *U*			
O-WCPROC	5/27/1992	W1	3.0		W00041			1 *U*			
O-WCPROC	6/23/1992	W1	3.0		W00073			1 *U*			
O-WCPROC	7/21/1992	W1	3.0		W00128			1 *U*			
O-WCPROC	8/25/1992	W1	3.0		W00178			1 *U*			
O-WCPROC	9/22/1992	W1	3.0		W00275			1 *U*			
O-WCPROC	7/22/1992	W117	0.0		W00150			1 *UJ*			
O-WCPROC	7/22/1992	W117	3.0		W00151			1 *UJ*			
O-WCPROC	7/22/1992	W119	0.0		W00154			1 *UJ*			
O-WCPROC	7/22/1992	W120	0.0		W00152			1 *UJ*			
O-WCPROC	5/28/1992	W1R	0.0		W00047			1 *U*			
O-WCPROC	6/24/1992	W1R	0.0		W00081			1 *U*			
O-WCPROC	7/22/1992	W1R	0.0		W00136			1 *U*			
O-WCPROC	5/28/1992	W1R	3.0		W00048			1 *U*			
O-WCPROC	6/24/1992	W1R	3.0		W00082			1 *U*			
O-WCPROC	7/22/1992	W1R	3.0		W00137			1 *UJ*			
O-WCPROC	5/26/1992	W2	0.0		WYY024			1 *UJ*			
O-WCPROC	6/23/1992	W2	0.0		W00065			1 *U*			
O-WCPROC	7/21/1992	W2	0.0		W00120			1 *UJ*			
O-WCPROC	8/24/1992	W2	0.0		W00170			1 *U*			
O-WCPROC	9/21/1992	W2	0.0		W00217			1 *U*			
O-WCPROC	4/8/1992	W2	3.0		W00001			1 *U*			
O-WCPROC	5/26/1992	W2	3.0		W00025			1 *UJ*			
O-WCPROC	6/23/1992	W2	3.0		W00066			1 *U*			
O-WCPROC	7/21/1992	W2	3.0		W00121			1 *U*			

Table A-8B. (cont.)

Survey	Date	Station	Depth (m)	Duplicate	Sample Number	Tetrachloroethene (µg/L)	Toluene (µg/L)	Trichloroethene (µg/L)	Vinyl chloride (µg/L)	Xylene isomers (Total) (µg/L)
O-LOADNG	8/29/1992	W12	1.0		L10003		1 *UJ*			1 *U*
O-LOADNG	9/27/1992	W12	1.0		L10067		1 *U*			1 *U*
O-LOADNG	10/18/1992	W12	1.0		L10123		1 *U*			1 *U*
O-LOADNG	11/24/1992	W12	1.0		L10182		1 *U*			1 *U*
O-LOADNG	12/18/1992	W12	1.0		L10218		1 *U*			1 *U*
O-WCPROC	5/27/1992	W1	0.0		W00040		1 *U*			1 *U*
O-WCPROC	6/23/1992	W1	0.0		W00072		1 *U*			1 *U*
O-WCPROC	7/21/1992	W1	0.0		W00127		1 *U*			1 *U*
O-WCPROC	8/25/1992	W1	0.0		W00177		1 *U*			1 *U*
O-WCPROC	9/22/1992	W1	0.0		W00274		1 *U*			1 *U*
O-WCPROC	4/13/1992	W1	3.0		W00014		1 *U*			1 *U*
O-WCPROC	5/27/1992	W1	3.0		W00041		1 *U*			1 *U*
O-WCPROC	6/23/1992	W1	3.0		W00073		1 *U*			1 *U*
O-WCPROC	7/21/1992	W1	3.0		W00128		1 *U*			1 *U*
O-WCPROC	8/25/1992	W1	3.0		W00178		1 *U*			1 *U*
O-WCPROC	9/22/1992	W1	3.0		W00275		1 *U*			1 *U*
O-WCPROC	7/22/1992	W117	0.0		W00150		1 *UJ*			1 *UJ*
O-WCPROC	7/22/1992	W117	3.0		W00151		1 *UJ*			1 *UJ*
O-WCPROC	7/22/1992	W119	0.0		W00154		1 *UJ*			1 *UJ*
O-WCPROC	7/22/1992	W120	0.0		W00152		1 *UJ*			1 *UJ*
O-WCPROC	5/28/1992	W1R	0.0		W00047		1 *U*			1 *U*
O-WCPROC	6/24/1992	W1R	0.0		W00081		1 *U*			1 *U*
O-WCPROC	7/22/1992	W1R	0.0		W00136		1 *U*			1 *U*
O-WCPROC	5/28/1992	W1R	3.0		W00048		1 *U*			1 *U*
O-WCPROC	6/24/1992	W1R	3.0		W00082		1 *U*			1 *U*
O-WCPROC	7/22/1992	W1R	3.0		W00137		1 *UJ*			1 *UJ*
O-WCPROC	5/26/1992	W2	0.0		WYY024		1 *UJ*			1 *UJ*
O-WCPROC	6/23/1992	W2	0.0		W00065		1 *U*			1 *U*
O-WCPROC	7/21/1992	W2	0.0		W00120		1 *UJ*			1 *UJ*
O-WCPROC	8/24/1992	W2	0.0		W00170		1 *U*			1 *U*
O-WCPROC	9/21/1992	W2	0.0		W00217		1 *U*			1 *U*
O-WCPROC	4/8/1992	W2	3.0		W00001		1 *U*			1 *U*
O-WCPROC	5/26/1992	W2	3.0		W00025		1 *UJ*			1 *UJ*
O-WCPROC	6/23/1992	W2	3.0		W00066		1 *U*			1 *U*
O-WCPROC	7/21/1992	W2	3.0		W00121		1 *U*			1 *U*

Table A-8B. (cont.)

Survey	Date	Station	Depth (m)	Duplicate	Sample Number	1,1,1-Trichloroethane (µg/L)	Tetrachloro-ethane (µg/L)	1,1,2-Trichloroethane (µg/L)	1,1-Dichloroethane (µg/L)	1,1-Dichloroethene (µg/L)	1,2,3-Trichloro-benzene (µg/L)
O-WCPROC	8/24/1992	W2	3.0		W00171						1 *U*
O-WCPROC	9/21/1992	W2	3.0		W00218						1 *U*
O-WCSUP	9/27/1999	W1	0.0		LW0001	0.5 *U*	0.5 *U*	0.5 *U*	0.5 *U*	0.5 *U*	
O-WCSUP	9/27/1999	W2	0.0		LW0008	0.5 *U*	0.5 *U*	0.5 *U*	0.5 *U*	0.5 *U*	
O-WCSUP	9/28/1999	W50	1.0		LW0022	0.5 *U*	0.5 *U*	0.5 *U*	0.5 *U*	0.5 *U*	
O-WCSUP	9/28/1999	W51	0.0		LW0021	0.5 *UJ*	0.5 *UJ*	0.5 *UJ*	0.5 *UJ*	0.5 *UJ*	
O-WCSUP	9/28/1999	W52	1.0		LW0020	0.5 *U*	0.5 *UJ*	0.5 *U*	0.5 *U*	0.5 *U*	
O-WCSUP	9/28/1999	W53	1.0	D1	LW0019	0.5 *U*	0.5 *U*	0.5 *U*	0.5 *U*	0.5 *U*	
O-WCSUP	9/28/1999	W53	1.0	D2	LW0026	0.5 *U*	0.5 *UJ*	0.5 *U*	0.5 *U*	0.5 *U*	
O-WCSUP	9/28/1999	W54	0.0		LW0017	0.5 *U*	0.5 *U*	0.5 *U*	0.5 *U*	0.5 *U*	
O-WCSUP	9/28/1999	W55	0.0		LW0023	0.5 *U*	0.5 *U*	0.5 *U*	0.5 *U*	0.5 *U*	
O-WCSUP	9/28/1999	W56	1.0		LW0018	0.5 *U*	0.5 *U*	0.5 *U*	0.5 *U*	0.5 *U*	
O-WCSUP	9/28/1999	W57	0.0		LW0025	0.5 *U*	0.5 *UJ*	0.5 *U*	0.5 *U*	0.5 *U*	
O-WCSUP	9/28/1999	W58	1.0		LW0024	0.5 *U*	0.5 *U*	0.5 *U*	0.5 *U*	0.5 *U*	

Table A-8B. (cont.)

Survey	Date	Station	Depth (m)	Duplicate	Sample Number	1,2,4-Trichloro-benzene (µg/L)	1,3,5-Trichloro-benzene (µg/L)	1,2-Dichlorobenzene (µg/L)	1,3-Dichlorobenzene (µg/L)	1,4-Dichlorobenzene (µg/L)	1,2-Dichloroethane (µg/L)
O-WCPROC	8/24/1992	W2	3.0		W00171	1 *U*	1 *U*	1 *U*	1 *U*	1 *U*	
O-WCPROC	9/21/1992	W2	3.0		W00218	1 *U*	1 *U*	1 *U*	1 *U*	1 *U*	
O-WCSUP	9/27/1999	W1	0.0		LW0001			0.5 *U*		0.18 *J*	0.5 *U*
O-WCSUP	9/27/1999	W2	0.0		LW0008			0.5 *U*		0.15 *J*	0.5 *U*
O-WCSUP	9/28/1999	W50	1.0		LW0022			3.2		3.4	0.5 *U*
O-WCSUP	9/28/1999	W51	0.0		LW0021			0.11 *J*		0.31 *J*	0.5 *UJ*
O-WCSUP	9/28/1999	W52	1.0		LW0020			0.5 *UJ*		0.16 *J*	0.5 *U*
O-WCSUP	9/28/1999	W53	1.0	D1	LW0019			0.5 *U*		0.18 *J*	0.5 *U*
O-WCSUP	9/28/1999	W53	1.0	D2	LW0026			0.5 *UJ*		0.5 *U*	0.5 *U*
O-WCSUP	9/28/1999	W54	0.0		LW0017			0.5 *U*		0.16 *J*	0.5 *U*
O-WCSUP	9/28/1999	W55	0.0		LW0023			0.17 *J*		0.53	0.5 *U*
O-WCSUP	9/28/1999	W56	1.0		LW0018			0.5 *U*		0.14 *J*	0.5 *U*
O-WCSUP	9/28/1999	W57	0.0		LW0025			0.5 *UJ*		0.5 *U*	0.5 *U*
O-WCSUP	9/28/1999	W58	1.0		LW0024			0.5 *U*		0.19 *J*	0.5 *U*

Table A-8B. (cont.)

Survey	Date	Station	Depth (m)	Duplicate	Sample Number	1,2-Dichloropropane (µg/L)	2-Butanone (µg/L)	2-Hexanone (µg/L)	4-Methyl-2-pentanone (µg/L)	Acetone (µg/L)	Benzene (µg/L)
O-WCPROC	8/24/1992	W2	3.0		W00171						1 *U*
O-WCPROC	9/21/1992	W2	3.0		W00218						1 *U*
O-WCSUP	9/27/1999	W1	0.0		LW0001	0.5 *U*	10 *UJ*	5 *U*	5 *U*	*R*	0.5 *U*
O-WCSUP	9/27/1999	W2	0.0		LW0008	0.5 *U*	10 *UJ*	5 *U*	5 *U*	*R*	0.5 *U*
O-WCSUP	9/28/1999	W50	1.0		LW0022	0.5 *U*	10 *UJ*	5 *U*	5 *U*	*R*	6.3
O-WCSUP	9/28/1999	W51	0.0		LW0021	0.5 *UJ*	10 *UJ*	5 *UJ*	5 *UJ*	*R*	0.5 *UJ*
O-WCSUP	9/28/1999	W52	1.0		LW0020	0.5 *U*	10 *U*	5 *U*	5 *U*	*R*	0.5 *U*
O-WCSUP	9/28/1999	W53	1.0	D1	LW0019	0.5 *U*	10 *UJ*	5 *U*	5 *U*	*R*	0.5 *U*
O-WCSUP	9/28/1999	W53	1.0	D2	LW0026	0.5 *U*	10 *U*	5 *U*	5 *U*	*R*	0.5 *U*
O-WCSUP	9/28/1999	W54	0.0		LW0017	0.5 *U*	10 *UJ*	5 *U*	5 *U*	*R*	0.5 *U*
O-WCSUP	9/28/1999	W55	0.0		LW0023	0.5 *U*	10 *UJ*	5 *U*	5 *U*	*R*	0.11 *J*
O-WCSUP	9/28/1999	W56	1.0		LW0018	0.5 *U*	10 *UJ*	5 *U*	5 *U*	*R*	0.5 *U*
O-WCSUP	9/28/1999	W57	0.0		LW0025	0.5 *U*	10 *U*	5 *U*	5 *U*	*R*	0.5 *U*
O-WCSUP	9/28/1999	W58	1.0		LW0024	0.5 *U*	10 *UJ*	5 *U*	5 *U*	*R*	0.5 *U*

Table A-8B. (cont.)

Survey	Date	Station	Depth (m)	Duplicate	Sample Number	Bromo-dichloromethane (µg/L)	Bromoform (µg/L)	Bromomethane (µg/L)	Carbon disulfide (µg/L)	Carbon tetrachloride (µg/L)	Chlorobenzene (µg/L)
O-WCPROC	8/24/1992	W2	3.0		W00171						1 *U*
O-WCPROC	9/21/1992	W2	3.0		W00218						1 *U*
O-WCSUP	9/27/1999	W1	0.0		LW0001	0.12 *J*	0.5 *U*	1 *U*	0.5 *U*	0.5 *U*	0.5 *U*
O-WCSUP	9/27/1999	W2	0.0		LW0008	0.5 *U*	0.5 *U*	1 *U*	0.5 *U*	0.5 *U*	0.5 *U*
O-WCSUP	9/28/1999	W50	1.0		LW0022	0.24 *J*	0.5 *U*	1 *U*	0.5 *U*	0.5 *U*	12
O-WCSUP	9/28/1999	W51	0.0		LW0021	0.22 *J*	0.5 *UJ*	1 *UJ*	0.5 *UJ*	0.5 *UJ*	0.5 *UJ*
O-WCSUP	9/28/1999	W52	1.0		LW0020	0.5 *U*	0.5 *U*	1 *U*	0.5 *U*	0.5 *U*	0.5 *U*
O-WCSUP	9/28/1999	W53	1.0	D1	LW0019	0.5 *U*	0.5 *U*	1 *U*	0.5 *U*	0.5 *U*	0.5 *U*
O-WCSUP	9/28/1999	W53	1.0	D2	LW0026	0.5 *U*	0.5 *U*	1 *U*	0.5 *U*	0.5 *U*	0.5 *U*
O-WCSUP	9/28/1999	W54	0.0		LW0017	0.5 *U*	0.5 *U*	1 *U*	0.5 *U*	0.5 *U*	0.5 *U*
O-WCSUP	9/28/1999	W55	0.0		LW0023	0.17 *J*	0.5 *U*	1 *U*	0.5 *U*	0.5 *U*	0.51
O-WCSUP	9/28/1999	W56	1.0		LW0018	0.5 *U*	0.5 *U*	1 *U*	0.5 *U*	0.5 *U*	0.5 *U*
O-WCSUP	9/28/1999	W57	0.0		LW0025	0.5 *U*	0.5 *U*	1 *U*	0.5 *U*	0.5 *U*	0.5 *U*
O-WCSUP	9/28/1999	W58	1.0		LW0024	0.5 *U*	0.5 *U*	1 *U*	0.5 *U*	0.5 *U*	0.5 *U*

Table A-8B. (cont.)

Survey	Date	Station	Depth (m)	Duplicate	Sample Number	Chloroethane (µg/L)	Chloroform (µg/L)	Chloromethane (µg/L)	cis-1,2-Dichloroethene (µg/L)	trans-1,2-Dichloroethene (µg/L)	cis-1,3-Dichloropropene (µg/L)
O-WCPROC	8/24/1992	W2	3.0		W00171						
O-WCPROC	9/21/1992	W2	3.0		W00218						
O-WCSUP	9/27/1999	W1	0.0		LW0001	1 *U*	0.45 *J*	1 *U*	0.5 *U*	0.5 *U*	0.5 *U*
O-WCSUP	9/27/1999	W2	0.0		LW0008	1 *U*	0.2 *J*	1 *U*	0.5 *U*	0.5 *U*	0.5 *U*
O-WCSUP	9/28/1999	W50	1.0		LW0022	1 *U*	0.84	1 *U*	0.5 *U*	0.5 *U*	0.5 *U*
O-WCSUP	9/28/1999	W51	0.0		LW0021	1 *UJ*	0.85 *J*	1 *UJ*	0.5 *UJ*	0.5 *UJ*	0.5 *UJ*
O-WCSUP	9/28/1999	W52	1.0		LW0020	1 *U*	0.22 *J*	1 *U*	0.5 *U*	0.5 *U*	0.5 *U*
O-WCSUP	9/28/1999	W53	1.0	D1	LW0019	1 *U*	0.16 *J*	1 *U*	0.5 *U*	0.5 *U*	0.5 *U*
O-WCSUP	9/28/1999	W53	1.0	D2	LW0026	1 *U*	0.16 *J*	1 *U*	0.5 *U*	0.5 *U*	0.5 *U*
O-WCSUP	9/28/1999	W54	0.0		LW0017	1 *U*	0.15 *J*	1 *U*	0.5 *U*	0.5 *U*	0.5 *U*
O-WCSUP	9/28/1999	W55	0.0		LW0023	1 *U*	0.59	1 *U*	0.5 *U*	0.5 *U*	0.5 *U*
O-WCSUP	9/28/1999	W56	1.0		LW0018	1 *U*	0.13 *J*	1 *U*	0.5 *U*	0.5 *U*	0.5 *U*
O-WCSUP	9/28/1999	W57	0.0		LW0025	1 *U*	0.19 *J*	1 *U*	0.5 *U*	0.5 *U*	0.5 *U*
O-WCSUP	9/28/1999	W58	1.0		LW0024	1 *U*	0.36 *J*	1 *U*	0.5 *U*	0.5 *U*	0.5 *U*

Table A-8B. (cont.)

Survey	Date	Station	Depth (m)	Duplicate	Sample Number	trans-1,3-Dichloropropene (µg/L)	Dibromo-chloromethane (µg/L)	Ethylbenzene (µg/L)	Hexachlorobenzene (µg/L)	Methylene chloride (µg/L)	Styrene (µg/L)
O-WCPROC	8/24/1992	W2	3.0		W00171			1 *U*			
O-WCPROC	9/21/1992	W2	3.0		W00218			1 *U*			
O-WCSUP	9/27/1999	W1	0.0		LW0001	0.5 *U*	0.5 *U*	0.5 *U*		0.21 *UJ*	0.5 *U*
O-WCSUP	9/27/1999	W2	0.0		LW0008	0.5 *U*	0.5 *U*	0.5 *U*		0.14 *UJ*	0.5 *U*
O-WCSUP	9/28/1999	W50	1.0		LW0022	0.5 *U*	0.5 *U*	0.5 *U*		0.34 *UJ*	0.5 *U*
O-WCSUP	9/28/1999	W51	0.0		LW0021	0.5 *UJ*	0.5 *UJ*	0.5 *UJ*		0.17 *UJ*	0.5 *UJ*
O-WCSUP	9/28/1999	W52	1.0		LW0020	0.5 *U*	0.5 *U*	0.5 *U*		0.16 *UJ*	0.5 *U*
O-WCSUP	9/28/1999	W53	1.0	D1	LW0019	0.5 *U*	0.5 *U*	0.5 *U*		0.17 *UJ*	0.5 *U*
O-WCSUP	9/28/1999	W53	1.0	D2	LW0026	0.5 *U*	0.5 *U*	0.5 *U*		0.15 *UJ*	0.5 *U*
O-WCSUP	9/28/1999	W54	0.0		LW0017	0.5 *U*	0.5 *U*	0.5 *U*		0.44 *UJ*	0.5 *U*
O-WCSUP	9/28/1999	W55	0.0		LW0023	0.5 *U*	0.5 *U*	0.5 *U*		0.19 *UJ*	0.5 *U*
O-WCSUP	9/28/1999	W56	1.0		LW0018	0.5 *U*	0.5 *U*	0.5 *U*		0.33 *UJ*	0.5 *U*
O-WCSUP	9/28/1999	W57	0.0		LW0025	0.5 *U*	0.5 *U*	0.5 *U*		0.13 *UJ*	0.5 *U*
O-WCSUP	9/28/1999	W58	1.0		LW0024	0.5 *U*	0.5 *U*	0.5 *U*		0.19 *UJ*	0.5 *U*

Table A-8B. (cont.)

Survey	Date	Station	Depth (m)	Duplicate	Sample Number	Tetrachloroethene (µg/L)	Toluene (µg/L)	Trichloroethene (µg/L)	Vinyl chloride (µg/L)	Xylene isomers (Total) (µg/L)
O-WCPROC	8/24/1992	W2	3.0		W00171		1 *U*			1 *U*
O-WCPROC	9/21/1992	W2	3.0		W00218		1 *U*			1 *U*
O-WCSUP	9/27/1999	W1	0.0		LW0001	0.5 *U*	0.5 *U*	0.5 *U*	1 *U*	0.5 *U*
O-WCSUP	9/27/1999	W2	0.0		LW0008	0.5 *U*	0.5 *U*	0.5 *U*	1 *U*	0.5 *U*
O-WCSUP	9/28/1999	W50	1.0		LW0022	0.5 *U*	0.16 *J*	0.5 *U*	1 *U*	0.5 *U*
O-WCSUP	9/28/1999	W51	0.0		LW0021	0.5 *UJ*	0.5 *UJ*	0.5 *UJ*	1 *UJ*	0.5 *UJ*
O-WCSUP	9/28/1999	W52	1.0		LW0020	0.5 *U*	0.5 *U*	0.5 *U*	1 *U*	0.5 *U*
O-WCSUP	9/28/1999	W53	1.0	D1	LW0019	0.5 *U*	0.5 *U*	0.5 *U*	1 *U*	0.5 *U*
O-WCSUP	9/28/1999	W53	1.0	D2	LW0026	0.5 *U*	0.5 *U*	0.5 *U*	1 *U*	0.5 *U*
O-WCSUP	9/28/1999	W54	0.0		LW0017	0.5 *U*	0.5 *U*	0.5 *U*	1 *U*	0.5 *U*
O-WCSUP	9/28/1999	W55	0.0		LW0023	0.5 *U*	0.5 *U*	0.5 *U*	1 *U*	0.33 *J*
O-WCSUP	9/28/1999	W56	1.0		LW0018	0.5 *U*	0.5 *U*	0.5 *U*	1 *U*	0.5 *U*
O-WCSUP	9/28/1999	W57	0.0		LW0025	0.5 *U*	0.5 *U*	0.5 *U*	1 *U*	0.5 *U*
O-WCSUP	9/28/1999	W58	1.0		LW0024	0.5 *U*	0.5 *U*	0.5 *U*	1 *U*	0.5 *U*

Notes: *J* - estimated
U - not detected at reported quantitation limit

APPENDIX A. SUMMARY OF SITE DATA USED IN THE HHRA

A.1 List and Numbering of Tables

Appendix A consists of eight numbered tables (i.e., Tables A-1 through A-8). In many cases, each numbered table consists of several separate tables (e.g., Table A-1A, Table A-1B). The tables provided in this appendix are listed below.

Table A-1 – Onondaga Lake Fish Tissue (Fillet) Data
- 1A – Onondaga Lake Fish Fillets – Mercury Data
- 1B – Onondaga Lake Fish Fillets – Pesticide and Hexachlorobenzene Data
- 1C – Onondaga Lake Fish Fillets – PCB Data
- 1D – Onondaga Lake Fish Fillets – PCDD/PCDF Data
- 1E – Onondaga Lake Fish Fillets – TAL/TCL Data

Table A-2 – Northern Basin Nearshore Sediment Data
- 2A – Northern Basin Nearshore Sediments – Inorganic and Organometallic Data
- 2B – Northern Basin Nearshore Sediments – Volatile Organic Compound Data
- 2C – Northern Basin Nearshore Sediments – Semivolatile Organic Compound Data
- 2D – Northern Basin Nearshore Sediments – Pesticide Data
- 2E – Northern Basin Nearshore Sediments – PCB Data
- 2F – Northern Basin Nearshore Sediments – PCDD/PCDF Data

Table A-3 – Southern Basin Nearshore Sediment Data
- 3A – Southern Basin Nearshore Sediments – Inorganic and Organometallic Data
- 3B – Southern Basin Nearshore Sediments – Volatile Organic Compound Data
- 3C – Southern Basin Nearshore Sediments – Semivolatile Organic Compound Data
- 3D – Southern Basin Nearshore Sediments – Pesticide Data
- 3E – Southern Basin Nearshore Sediments – PCB Data
- 3F – Southern Basin Nearshore Sediments – PCDD/PCDF Data

Table A-4 – Northern Basin Wetland Sediment Sample Data
- 4A – Northern Basin Wetland SYW-6 Sediment Sample Data (All Parameters)
- 4B – Northern Basin Wetland SYW-10 Sediment Sample Data (All Parameters)

Table A-5 – Southern Basin Wetland Sediment Sample Data
- 5A – Southern Basin Wetland SYW-12 Sediment Sample Data (All Parameters)
- 5B – Southern Basin Wetland SYW-19 Sediment Sample Data (All Parameters)

Table A-6 – Dredge Spoils Surface Soil Data

Table A-7 – Dredge Spoils Soil Data – All Depths

Table A-8 – Onondaga Lake Surface Water Data
8A – Onondaga Lake Surface Water – Inorganic and Organometallic Data
8B – Onondaga Lake Surface Water – Organic Data

A.2 Key to Table Headings

Following is a clarification of the table column headings and identification of entries for each.

Survey: Identifies the investigation from which the samples were collected and data generated. The surveys from which data were generated and included in this appendix are:

- NYSDEC-1992 – NYSDEC fish data from 1992.
- O-FACCUM – Honeywell fish data from 1992.
- O-LOADING – Honeywell surface water data from 1992.
- O-WCPROC – Honeywell surface water data from 1992.
- O-SEDCHEM – Honeywell sediment data from 1992.
- NYSDEC-1994 – NYSDEC fish data from 1994.
- ONONMET – NYSDEC fish data from 1994.
- O-STATE – NYSDEC fish data from 1995.
- O-LAKE96 – Honeywell surface water data from 1996.
- ONLK96HG – NYSDEC fish data from 1996 (mercury).
- ONONDA96 – NYSDEC fish data from 1996 (organics).
- ONONHG97 – NYSDEC fish data from 1997 (mercury).
- ONONDA97 – NYSDEC fish data from 1997 (organics).
- ONONHG98 – NYSDEC fish data from 1998 (mercury).
- ONONDA98 – NYSDEC fish data from 1998 (organics).
- NYSDEC-1999 – NYSDEC fish data from 1999 (PCDD/PCDFs).
- ONON99HG – NYSDEC fish data from 1999 (mercury).
- ONONDAGAOCL9 – NYSDEC fish data from 1999 (organics).
- O-WCSUP – Honeywell surface water chemistry data from 1999.
- ONON2A – Honeywell Phase 2A data from 2000.
- NYSDEC-2000 – NYSDEC fish data from 2000.
- NYSDEC-2002 – NYSDEC supplemental Wetland SYW-6 sampling from 2002.

Sample Number: Field sample number as assigned by the sampling organization.

Survey Station: Sample location, as shown on Figures A-2 through A-6.

Date: Date that the sample was collected.

Duplicates: An entry in this column indicates that the sample was analyzed in replicate. Duplicates are identified by the letter "D," followed by a sequential identifier (e.g., D1, D2, etc.). For calculating exposure point concentrations (EPCs), replicates were averaged to generate a single value for each sample that had multiple analyses. However, the individual samples are reported in the Appendix A tables.

Depth: The depth interval from which the sample was collected (measured from ground surface or top of the sediment/water interface). Surface water sample data depth is measured from the top of the water surface. Sediment and soil depths and intervals are typically reported in centimeters (cm), and water depths are typically reported in meters (m).

Concentration: Units are self-explanatory. All non-aqueous data are reported in mg/kg (parts per million [ppm]), µg/kg (parts per billion [ppb]), or ng/kg (parts per trillion [ppt]) (some data are in ng/g, which is also equivalent to µg/kg and ppb) on a dry-weight (dw) basis, unless noted otherwise. Water sample data are reported in µg/L (ppb), unless noted otherwise. Fish data are reported on a wet-weight (ww) basis, unless otherwise noted.

Data Qualifiers: With rare exceptions, the only data qualifiers retained on the Appendix A tables are U (not detected at reported quantitation limit); J (estimated value); UJ (not detected; detection/quantitation limit is estimated); and R (rejected – unusable datum). A few tables have specific additional qualifiers; see individual tables for definitions where applicable.

A.3 Notes on Specific Analyses

The manner in which some analytes were analyzed or reported varied. These include the following:

A.3.1 Xylenes

Depending on the data set, xylenes (a volatile organic compound [VOC]) were reported either as individual isomers (o, m, and p-xylene, or some combination thereof) or total xylenes. For the human health risk assessment (HHRA), all xylene data have been converted to total xylenes. The total xylene result is the sum of all detected isomers. Where xylenes were not detected, a single detection limit was used to calculate the one-half detection limit value (e.g., if the xylene data were reported as o-xylene, m-xylene, and p-xylene, each individually not detected at 10 U, one-half of 10 [i.e., 5] was subsequently used as the value for total xylene exposure point calculation in RAGS Table 3).

A.3.2 Polychlorinated Biphenyls

The approach used for the HHRA with regard to calculation of total polychlorinated biphenyl (PCB) concentrations for use in exposure point concentrations is as follows:

- **Scenario 1** – Two or more Aroclors detected. Total PCBs are equal to the sum of all detected Aroclors.

- **Scenario 2** – Exactly one Aroclor detected. Total PCBs are equal to the sum of the detected Aroclor concentration, plus one-half the detection limit of one other Aroclor (all Aroclors except 1221 have the same detection limit; however, as Aroclor 1221 was never detected, it does not matter which Aroclor is used).

- **Scenario 3** – No Aroclors detected. Total PCBs are equal to the detection limit of each of two Aroclors (nominally, one "low molecular weight" Aroclor, such as 1016 or 1242, and one "high molecular weight" Aroclor, such as 1260). This value is used as the "quantitation limit" for the subsequent calculation of the exposure point concentration in RAGS Table 3.

This approach has the added advantage of integrating the NYSDEC and Honeywell (SW-846 or CLP-type) Aroclor analyses; the CLP-type has seven Aroclors reported, whereas NYSDEC only reports two (typically, 1016 as a surrogate for low molecular weight and 1254/1260 [combined] for high molecular weight).

The total PCB calculation described above was used to generate a total PCB concentration for calculation of an EPC for cancer risk calculations. A similar approach was used to generate low molecular weight and high molecular weight PCB totals for calculation of non-cancer risks. As noted in HHRA Chapter 5, Aroclors 1221, 1016, and 1242 were considered low molecular weight Aroclors, and Aroclors 1248, 1254, 1260 (including NYSDEC fish data reported as combined Aroclor 1254/1260), and 1268 are considered high molecular weight Aroclors for the purpose of calculating EPCs for evaluating non-cancer hazards from PCBs.

A.3.3 Chlordane

Chlordane data are most often reported as alpha-chlordane and gamma-chlordane. NYSDEC data (fish samples only) typically include results for other individual chemical constituents of technical chlordane, including cis- and trans-nonachlor. All detected chlordane constituents were summed to calculate a "total chlordane" value for use in calculating exposure point concentrations. Non-detected isomers and constituents were treated in the same manner as for xylenes; i.e., only a single non-detected value was utilized where no chlordane constituents were detected. Where one or more chlordane compounds were detected, the non-detected ones were not included in the calculation of a chlordane value (i.e., the non-detected constituents were counted as zero).

The various isomers and components of chlordane summed as total chlordane are (to the extent that data for the constituent exist in any particular data set):

- Chlordane.
- Alpha chlordane (same as cis-chlordane).
- Gamma chlordane (same as trans-chlordane).
- Oxychlordane.
- Nonachlor (and cis- and/or trans-nonachlor).

Heptachlor is not included in the "total chlordane" sum. While heptachlor is reportedly a constituent of technical chlordane, heptachlor and heptachlor epoxide are separate Target Compound List (TCL) pesticides and have their own toxicity and screening values, and therefore are treated as separate contaminants.

A.3.4 Hexachlorobenzene

The Phase 2A (2000) investigation data set includes hexachlorobenzene (HCB) analyzed by two methods – the conventional SW-846 GC/MS Method 8270, and some samples analyzed by GC/ECD (by modifying the GC/ECD pesticide method to include HCB as a target analyte). The GC/ECD database has a much lower detection limit than the GC/MS data, but where HCB was detected in both the GC/MS and GC/ECD analysis, the agreement between the two results often was not very good. The procedure for establishing a single result from the two analyses is discussed below.

HCB analyses were performed by both GC/ECD and GC/MS in 142 samples (including field duplicates). Of these, 125 are considered "valid" results (17 GC/ECD analyses were rejected during data validation). Of these 125, the vast majority (all but 23) fall into two categories:

1) HCB was not detected in either the GC/ECD or the GC/MS analysis (43 pairs); or

2) HCB was not detected in the GC/MS analysis, and was detected in the GC/ECD analysis, but at a concentration below the GC/MS detection limit (59 pairs).

Both categories are considered to be consistent, and the GC/ECD result (either the detected GC/ECD value or the lower GC/ECD detection limit) will be used for these 102 sample results.

There are two other categories of data pairs in which the consistency of the data is less evident. These are:

1) 10 pairs in which HCB was detected in samples analyzed by both methods; and

2) 13 pairs in which HCB was detected by GC/ECD analysis at a concentration higher than the detection limit of the GC/MS analysis, in which HCB was not detected. Each of these categories is discussed below.

In the 10 pairs of samples in which HCB was detected in both the GC/ECD and the GC/MS analysis, the agreement between the two data sets is not very good. In most, but not all, of the analyses (8 out of 10 pairs), the GC/ECD result was higher than the GC/MS result. As there are insufficient data to warrant using one data set to the exclusion of the other, for this category a straight arithmetic average of the two detections was used to generate a concentration for use in the HHRA (e.g., for contaminant screening and exposure point concentration calculation).

There are also 13 pairs of samples in which HCB was detected in the GC/ECD analysis at a concentration higher than the reporting limit for the GC/MS analysis. The ratio of the detected value to the non-detect quantitation limit varies, from less than 2.0 (seven of the 13 pairs); between 2.0 and 2.5 (three of the 13 pairs); and between 4.0 and 5.0 (three of the 13 pairs). This anomaly was not addressed in Honeywell's RI report (Exponent, 2001). As there is no scientific basis to indicate

which of the data sets (GC/MS or GC/ECD) most likely represents the "true" environmental concentration of HCB, both data sets have been included in the HHRA, in the manner described above. It should be noted that in this (special) case, the non-detected (i.e., "U") value is used "as-is;" i.e., it is not divided in half prior to averaging with the detected result. For example, if the two laboratory-reported values were 100 µg/kg and 60 µg/kg U, the final value used in the HHRA would be 80 µg/kg.

A.3.5 Polychlorinated Dibenzo-*p*-Dioxins and Furans and Associated Toxicity Equivalent Quotients

All non-detected polychlorinated dibenzo-*p*-dioxins and furans (PCDD/PCDFs) that have a toxicity equivalence factor (TEF) were summed at one-half the quantitation limit in calculating the toxicity equivalent quotients (TEQ); this approach is based on the sample TEQ calculation as presented in USEPA (1996). The TEFs used are the World Health Organization (WHO) human health-based TEFs (Van den Berg et al., 1998). Values are shown separately for the contributions from furans and dioxins; the "total" TEQ includes the combined contributions from both furans and dioxins. (Only the total TEQ is used in the HHRA; the dioxin TEQ and furan TEQ are shown for information only.)

A.3.6 Mercury (Ionic/Methyl/Dimethyl/Elemental/Total Mercury)

The treatment of mercury varies by matrix and the available data. For biota samples, mercury data are reported as methylmercury; however, in other matrices, mercury is evaluated as total mercury. Details of the available mercury data and how the data were evaluated are discussed in greater detail under the table-specific discussions which follow.

A.4 Notes on Specific Tables

Specific issues and their resolution – e.g., table-specific data qualifier issues; investigation information; etc. – are discussed below.

A.4.1 Table A-1 – Onondaga Lake Fish Tissue (Fillet) Data

The data sets used for Table A-1, taken together, comprise the most comprehensive data set available for any matrix in Onondaga Lake. Some data have been generated since the 1970s or earlier; however, only data from the first major contamination study conducted by Honeywell in 1992 and fish data collected by both NYSDEC and Honeywell from 1992 through 2000 have been included for quantitative assessment in the HHRA. The seven fish fillet samples collected and analyzed by Honeywell in 2000 (Phase 2A) have been incorporated into this HHRA. These samples include five fish from the reach of the lake between Tributary 5A and Harbor Brook, and two fish from the lake near the mouth of Ninemile Creek. The four fish fillets collected in the lower reach of Ninemile Creek in 2000 as part of the Onondaga Lake Phase 2A investigation are included in the HHRA for Geddes Brook/Ninemile Creek, and not this Onondaga Lake HHRA. Sample locations for the Honeywell fish stations are shown on Figure A-2.

Table A-1A – Onondaga Lake Fish Fillets – Mercury Data. Data were generated during the initial RI sampling event by Honeywell/PTI in 1992, the Honeywell/Exponent Phase 2A RI sampling in 2000, and the annual NYSDEC sampling. Honeywell data were generated for methylmercury (all samples) and ionic mercury in a subset (about one-tenth) of the Honeywell samples; a total mercury value was then calculated by summing the methyl- and ionic mercury values (obviously, in most cases, the methylmercury value was identical to the total mercury result). NYSDEC data are reported as mercury. As the Onondaga Lake data and the scientific literature suggest, 90 percent or more of the mercury in fish tissue consists of methylmercury. Therefore, all mercury data in fish tissue (fillets only) are treated as methylmercury. All mercury data from all sampling events (from 1992 through 2000) from all parties (NYSDEC and Honeywell) are included in the quantitative evaluation. Approximately 20 samples collected and analyzed by Honeywell/PTI in 1992 were analyzed for ionic mercury, and the ionic mercury is used in their calculation of total mercury. As is evident from the table, the inclusion (or exclusion) of ionic mercury does not have a significant impact on the total mercury value.

Table A-1B – Onondaga Lake Fish Fillets – Pesticide and Hexachlorobenzene Data. General issues regarding the chlordane and HCB data were discussed above in the parameter-specific discussion.

Table A-1C – Onondaga Lake Fish Fillets – PCB Data. As part of the NYSDEC's rewrite of the Honeywell-generated risk assessments, the quality of the historical data, including the 1992 data set, was revisited. As a result of this re-evaluation of the fish data, NYSDEC decided to exclude the 1992 Honeywell/PTI PCB data set, because the Honeywell/PTI data set may have significantly underestimated the actual total PCB concentration in Onondaga Lake fish fillets. This determination is based on a review of the Onondaga Lake RI/FS Bioaccumulation Investigation Data Report (1993) prepared by PTI for Honeywell. The report describes the sampling and analysis for the 1992 fish collection and includes the analytical data and the quality assurance reviews.

The report indicates that PCBs were not detected in 973 of 1,232 (79 percent) of the samples. Of those samples in which PCBs were not detected, 793 (82 percent) were qualified for various factors of non-compliance with data quality objectives including the possibility of false negatives. Surrogate recovery was poor, averaging around 43 percent. NYSDEC's data quality review indicated that the Honeywell 1992 data set consistently underestimated fish PCB concentrations, based on the laboratory's failure to meet data quality objectives (specifically, poor surrogate spike recovery) and the high percentage of samples that were reported as not detected for PCBs.

Due to these problems with the 1992 Honeywell/PTI PCB fish sample data, NYSDEC has decided not to rely on this data set for the Onondaga Lake risk assessments. For fish PCB data, the risk assessments rely on the data collected by Honeywell/Exponent in 2000 and NYSDEC from 1992 through 2000.

Table A-1D – Onondaga Lake Fish Fillets – PCDD/PCDF Data. Calculation of the TEQ is discussed above; selection of samples for inclusion in the HHRA is discussed in the text. There are no additional table-specific issues for this table.

Table A-1E – Onondaga Lake Fish Fillets – TAL/TCL Data. These data for four 1992 fillet composites, one for each of four species, were analyzed for Target Analyte List (TAL) inorganics and TCL organics (VOCs, semi-volatile organic compounds [SVOCs], and pesticides/PCBs). The age and size information are averages. The fish used to generate these fillet composites were caught in the littoral zone (nearshore) of the southern part of the lake. The TAL inorganic data from the seven fillets collected by Honeywell in the lake in 2000 are also included.

A.4.2 Table A-2 – Northern Basin Nearshore Sediment Data

Data included in this table consist of sediment chemistry data generated from Honeywell's samples collected in 1992 (survey "O-SEDCHEM") and from Honeywell's Phase 2A sampling in 2000 (survey "ONON2A"). The sample locations for the 1992 survey are shown on Figure A-3, and the sample locations for the 2000 survey are shown on Figure A-4. Table A-2 includes sediment data from a variety of depth intervals, but none that exceed 30 cm. The sample intervals from the 1992 data set are typically 0 to 2 cm and 0 to 30 cm. The 2000 data set includes 0 to 2 cm; 2 to 15 cm; 0 to 15 cm; and 15 to 30-cm data. While data from the 15 to 30-cm interval are deeper than the typical 15-cm (six-inch) depth used for risk assessments, they have been utilized to maintain a consistent data set among the investigations. For calculation of exposure point concentrations, the values are averaged for a specific location (averages are length-weighted as appropriate; for example, in generating a 0- to 30-cm result from samples collected at 0 to 2 cm, 2 to 15 cm, and 15 to 30 cm).

Table A-2A – Northern Basin Nearshore Sediments – Inorganic and Organometallic Data. The inorganic data set is comprised of 24 discrete samples from either 0 to 2 or 0 to 30-cm samples from the 1992 investigation. Exclusive of duplicates, the Phase 2A inorganic data include five samples from 0 to 2 cm; five from 2 to 15 cm (or, in one case, 2 to 14 cm); 10 from 0 to 15 cm, and 14 from 15 to 30 cm. The Phase 2A samples represent a total of 15 discrete sample locations. All of the samples (except Phase 2A samples from Station S372 collected on 8/2/00) were analyzed for full TAL inorganics (23 metals plus cyanide); half (12) of the 1992 samples were analyzed for the full TAL; and the remainder were analyzed for a subset consisting of about nine metals. Only four samples (Phase 2A samples from S372) were analyzed for methylmercury.

Table A-2B – Northern Basin Nearshore Sediments – Volatile Organic Compound Data. The 1992 data set analyzed for VOCs is the same as that analyzed for metals. As with the metals, only about half of the 1992 samples were analyzed for the full suite of TCL VOCs; the remainder were analyzed for benzene and related compounds only. Phase 2A VOC data consist of 11 samples (plus duplicates) from five locations, all of which were analyzed for full TCL VOCs.

Table A-2C – Northern Basin Nearshore Sediments – Semivolatile Organic Compound Data. The 1992 sample set analyzed for SVOCs is the same as that analyzed for metals and VOCs. About half of the 1992 samples were analyzed for full TCL SVOCs; the remainder were analyzed for a reduced suite of parameters, primarily various chlorobenzenes. (It should be noted that the 1992 data set included analysis for some specific tri- and tetra-chlorobenzenes for which Phase 2A samples were not analyzed.) The Phase 2A data set includes 32 samples (excluding duplicates) from 14 locations that were analyzed for full TCL SVOCs.

Table A-2D – Northern Basin Nearshore Sediments – Pesticide Data. The 1992 data set consists of 12 samples analyzed for TCL pesticides. The Phase 2A data set for pesticides is the same as the data set for SVOCs (32 samples from 14 locations). A significant portion (about 27 percent of the Phase 2A data, representing about 21 percent of the total northern basin sediment pesticide data set) of the pesticide data were rejected by Honeywell's data validator.

Table A-2E – Northern Basin Nearshore Sediments – PCB Data. The 1992 data set consists of 24 samples analyzed for TCL Aroclors (Aroclor 1016 through 1260). The Phase 2A data set includes 34 samples (plus duplicates) analyzed for TCL Aroclors, plus Aroclor 1268 (although Aroclor 1268 was not detected in any of the northern basin sediment samples).

Table A-2F – Northern Basin Nearshore Sediments – PCDD/PCDF Data. The northern basin sediment dioxin and furan data set is comprised of seven samples (plus three duplicates) from three locations collected during the Phase 2A investigation. (No northern basin sediments were analyzed for PCDD/PCDF compounds as part of the 1992 investigation.) The TEQ from furans, dioxins, and the total 2,3,7,8-TCDD TEQ is calculated for all samples and shown on Table A-2F. The WHO TEFs were used to calculate the TEQ.

A.4.3 Table A-3 – Southern Basin Nearshore Sediment Data

Data included in this table consist of sediment chemistry data generated from the Honeywell samples collected in 1992 (survey O-SEDCHEM) and from Honeywell's Phase 2A sampling in 2000 (survey ONON2A). The sample locations for the 1992 survey are shown on Figure A-3, and the sample locations for the 2000 survey are shown on Figure A-4. The 1992 data were from depths of 0 to 30 cm or from 0 to 2 cm. The 2000 data were from various depths in the 0 to 30-cm interval, as discussed below.

Table A-3A – Southern Basin Nearshore Sediments – Inorganic and Organometallic Data. This data set includes 14 samples which were analyzed for both mercury (total) and methylmercury (no samples were analyzed for methylmercury only). The 1992 data set consists of 37 analyses, comprised of 11 samples from 0 to 30 cm and 26 analyses from 0 to 2 cm. Three samples were analyzed in triplicate, so the total number of environmental samples is 31 (nine from 0 to 2 cm and 22 from 0 to 30 cm). Full TAL metals analysis (23 metals) was performed on 18 of the 37 (nine of these were also analyzed for cyanide). The remaining samples were analyzed for a reduced suite of nine metals, consisting of cadmium, calcium, chromium, lead, magnesium, mercury, nickel, and zinc.

The 2000 Phase 2A data are comprised of 84 analyses. Of these, 14 were analyzed for mercury (total) and methylmercury only, and consist of eight "PR" samples from four locations (a 0 to 2-cm sample, and a deeper sample varying from 2 to 8 cm to 2 to 15 cm) and six sediment samples at one nearshore porewater station (three co-located pairs [Station S402, samples PC0046 – 0053] from 0 to 4 cm and 4 to 8 cm; these were considered to be from a single location for the purpose of the HHRA).

The 70 other samples (which included only one identified field duplicate pair) were all analyzed for full TAL inorganics (23 metals, plus cyanide). These samples consist of five samples from 0 to 2 cm (including one duplicate pair); one from 0 to 5 cm; 30 from 0 to 15 cm; two from 2 to 15 cm; and 32 from 15 to 30 cm.

Table A-3B – Southern Basin Nearshore Sediments – Volatile Organic Compound Data. This data set is similar to that for Table A-3A. The 1992 data consist of 41 samples (10 at 0 to 2 cm, including a triplicate) and 31 0 to 30-cm samples (including two triplicates). Ten samples from 0 to 2 cm and 11 from the 0 to 30-cm interval were analyzed for full TCL VOCs; the remaining samples were analyzed for a limited suite of VOCs comprised of benzene, toluene, ethylbenzene, and xylenes (BTEX) and chlorinated benzenes. One sample (S3, 0 to 2 cm) was analyzed only for mixed tetrachlorobenzenes.

Due to the presence of high concentrations of benzene-related compounds, detection limits were elevated by a factor of 50 or more in many of the samples analyzed for VOCs (three of the 21 1992 samples, and 36 of the 70 Phase 2A samples). The manner in which the elevated detection limit data were utilized in calculating exposure point concentrations is discussed in the introductory text of Chapter 3 of this HHRA.

Table A-3C – Southern Basin Nearshore Sediments – Semivolatile Organic Compound Data. The data set in general is the same as for Table A-3A. However, the 1992 data include one additional sample (a 0 to 2-cm sample collected in 9/92), for a total of 38 samples analyzed for SVOCs; the SVOC parameters included in the 1992 data set vary within the data set and do not fully coincide with the parameters reported in the Phase 2A data.

The Phase 2A data include full SVOC analysis on the 70 samples analyzed for metals (as discussed for Table A-3A, above). The 14 samples analyzed for methylmercury were not analyzed for SVOCs. The Phase 2A samples were analyzed for HCB by both GC/MS and GC/ECD (except for one sample, SF0142), although seven of the GC/ECD HCB results were rejected as not usable, and no value is reported or included on Table A-3C.

There are several PAHs with high concentrations and as a result detection limits were elevated in some of the samples analyzed for SVOCs. The use of these samples in calculating exposure point concentrations is discussed in the introductory text of Chapter 3 of this HHRA.

Table A-3D – Southern Basin Nearshore Sediments – Pesticide Data. The sample set for pesticide data is similar to that for other organic analytes (i.e., Tables A-3B and A-3C); however, the 1992 data set for pesticides is limited to 18 samples, which correspond to the 18 1992 samples that were analyzed for the full suite of VOCs. None of the 1992 data were rejected during data validation. Detection limits for most pesticides in the 1992 data are about 5 µg/kg.

The pesticide data set for 2000 (Phase 2A) consists of 69 samples (the same as analyzed for HCB). A significant portion (about 31 percent of the Phase 2A data, representing about 25 percent of the complete southern basin sediment pesticide data set) of the pesticide data were rejected by Honeywell's data validator; for some pesticides, only about 40 valid data points exist. There are,

however, no detection limit issues for the pesticide data; detection limits are typically lower than those for the 1992 data (typically about 1 µg/kg for all pesticides except toxaphene).

Table A-3E – Southern Basin Nearshore Sediments – PCB Data. The sample data set for PCBs is similar to that for the other organic fractions; however, the Phase 2A data set is somewhat larger, comprised of 78 samples (including one duplicate). The PCBs reported in the Phase 2A data include Aroclor 1268 (which is a higher molecular weight Aroclor not included in the standard CLP or SW-846 PCB analyte list).

The 1992 data set consists of 37 samples, all of which were analyzed for the seven typical Aroclors (Aroclors 1016 through 1260).

Table A-3F – Southern Basin Nearshore Sediments – PCDD/PCDF Data. The PCDD/PCDF data set consists of 18 samples (nine pairs of 0 to 15-cm and 15 to 30-cm intervals) collected between July 20 and August 10, 2000 during the Phase 2A investigation. No identified field duplicates are included in the 18 southern basin nearshore analyses reported.

A.4.4 Table A-4 – Northern Basin Wetland Sediment Sample Data

The two lake-connected wetlands (SYW-6 and SYW-10) adjacent to the northern basin are tabulated separately. Data included in Table A-4A (SYW-6) consist of samples collected by Honeywell/Exponent in August 2000 as part of the Phase 2A investigation and by NYSDEC/TAMS in May 2002 as part of the supplemental sampling of Wetland SYW-6. All samples in Table A-4B (SYW-10) were collected during the Phase 2A investigation in 2000. The sample locations for these data are shown on Figure A-4.

The northern basin wetland sediment samples were not analyzed for methylmercury; mercury data included in these tables are for "total mercury." As described in Chapter 5, Section 5.2.1.12 of the HHRA, it has been assumed that the total mercury shown on Table A-4 consists of 1 percent methylmercury and 99 percent inorganic mercury.

Table A-4A – Northern Basin Wetland SYW-6 Sediment Sample Data (All Parameters). The data consist of 18 samples from nine locations (two depth intervals at each location) analyzed for inorganics and SVOCs (including HCB) and eight samples from four locations analyzed for pesticides, PCBs, and PCDD/PCDFs. Eight samples were collected from four locations in Wetland SYW-6 in 2000 and 10 samples were collected in 2002 at five locations adjacent to 2000 Station S375 (see Figure A-4). Samples from Wetland SYW-6 were not analyzed for VOCs and the 2002 samples were only analyzed for inorganics and SVOCs. Analysis was also performed for other parameters such as TOC and grain size, but those data are not used in the HHRA.

Table A-4B – Northern Basin Wetland SYW-10 Sediment Sample Data (All Parameters). The data consist of eight samples, plus a field duplicate (S379 D2), analyzed for inorganics, VOCs, SVOCs (including HCB), pesticides, PCBs, and PCDD/PCDFs. Analysis was also performed for other parameters such as TOC and grain size, but those data are not used in the HHRA.

A.4.5 Table A-5 – Southern Basin Wetland Sediment Sample Data

The two southern basin wetlands (SYW-12 and SYW-19) are tabulated separately. Due to differences in the degree and type of chemical contamination in these wetlands, they are assessed separately in the HHRA (see discussion in text). All included samples were collected in August 2000 as part of the Phase 2A investigation. The sample locations for these data are shown on Figure A-4.

The southern basin wetland sediment samples were not analyzed for methylmercury; mercury data included in these tables are for "total mercury." As described in Chapter 5, Section 5.2.1.12 of the HHRA, it has been assumed that the total mercury shown on Table A-5 consists of 1 percent methylmercury and 99 percent inorganic mercury.

Table A-5A – Southern Basin Wetland SYW-12 Sediment Sample Data (All Parameters). The data consist of eight samples analyzed for inorganics, VOCs, SVOCs (including HCB), pesticides, and PCBs. Wetland SYW-12 samples were not analyzed for PCDD/PCDFs. Analysis was also performed for other parameters such as TOC and grain size, but those data are not used in the HHRA.

Table A-5B – Southern Basin Wetland SYW-19 Sediment Sample Data (All Parameters). The data consist of eight samples, plus a field duplicate (S385 D2), analyzed for inorganics, VOCs, SVOCs (including HCB), pesticides, PCBs, and PCDD/PCDFs. Analysis was also performed for other parameters such as TOC and grain size, but those data are not used in the HHRA.

A.4.6 Table A-6 – Dredge Spoils Surface Soil Data

This table presents data included in the evaluation of surface soil exposures such as to trespassers. As discussed in greater detail in the text, the sample depths included in this data set vary, based on the available sample data. The data consist of eight samples, all of which were analyzed for inorganics, SVOCs, and PCBs. Four of the eight samples were also analyzed for PCDD/PCDFs. Dredge spoils surface soils were not analyzed for VOCs or pesticides. The sample locations for these data are shown on Figure A-4. Dredge spoils samples were analyzed for "total mercury" but were not analyzed for methylmercury. For the HHRA, all mercury detected in the dredge spoils samples is assumed to be inorganic mercury.

A.4.7 Table A-7 – Dredge Spoils Soil Data – All Depths

This table presents all the dredge spoil exposure area data, including the data presented previously in Table A-6. These data are used for the construction or utility worker exposure scenario. As discussed in greater detail in the HHRA text, the sample depths included in this data set vary, based on the available sample data; samples from borings with maximum depths up to nearly 12 ft below grade (357 cm) are included in this table. The data consist of 40 samples (plus three field duplicates) from eight borings. All the dredge spoils area samples were analyzed for inorganics, SVOCs (except two samples from S433), and PCBs (except one sample from S433). About half of the samples (19 samples from four borings, plus two field duplicates) were also analyzed for PCDD/PCDFs. Dredge

spoils soils were not analyzed for VOCs, and only one sample (S438 0-61 D1) was analyzed for pesticides.

A.4.8 Table A-8 – Onondaga Lake Surface Water Data

Water samples from multiple depths have been collected from Onondaga Lake. These sample locations are shown on Figure A-6. However, as discussed in the text of the HHRA, only water samples collected from the top 3 m (about 10 ft) of the lake were utilized in the HHRA, and only those data are included in the tabulation presented in this appendix. Based on these criteria, one nearshore sample location (S402) from the porewater study in 2000 was also included (this was a surface water sample collected from just above the sediment/water interface).

Table A-8A – Onondaga Lake Surface Water Inorganic and Organometallic Data. This data set includes a total of 79 water samples (excluding duplicates). It includes data from 1992 (41 samples, plus duplicates); 1996 (four samples); 1999 (33 samples); and 2000 (one sample). The analyses varied between events and within events. The 1992 data set includes the largest suite of inorganic analytes, as it has 32 to 37 analyses for each of five different forms of mercury (methylmercury, dimethyl mercury, elemental mercury, ionic mercury, and total mercury) and 11 other metals (cadmium, calcium, chromium, copper, iron, lead, magnesium, manganese, nickel, sodium, and zinc). The four 1996 samples were analyzed for total mercury and methylmercury only. The 1999 data set includes 11 analyses for chromium, lead, and nickel; 24 for iron; and 33 for manganese, total mercury (total), and methylmercury. The 2000 sample was analyzed for iron, manganese, total mercury, and methylmercury.

Table A-8B – Onondaga Lake Surface Water Organic Data. Surface water organic data in this table include both VOCs and SVOCs; there are no surface water data in the top 3 m for pesticides, PCBs, or dioxins/furans. This data set is comprised of 37 samples from 1992 (which were analyzed for benzene and related compounds, including chlorobenzenes) and 11 samples from 1999 (plus one duplicate), which were analyzed for TCL VOCs and SVOCs. None of the lake surface water samples collected in 2000 were analyzed for organics. The 1992 samples were collected at the surface (depth reported as 0 m) and depths of 1 m (16 samples) and 3 m (16 samples). The 1999 lake surface water samples were collected from depths of 0 and 1 m.

Appendix A

Summary of Site Data Used in the HHRA

Figures

Tables

APPENDIX A. SUMMARY OF SITE DATA USED IN THE HHRA

A.1 List and Numbering of Tables

Appendix A consists of eight numbered tables (i.e., Tables A-1 through A-8). In many cases, each numbered table consists of several separate tables (e.g., Table A-1A, Table A-1B). The tables provided in this appendix are listed below.

Table A-1 – Onondaga Lake Fish Tissue (Fillet) Data
- 1A – Onondaga Lake Fish Fillets – Mercury Data
- 1B – Onondaga Lake Fish Fillets – Pesticide and Hexachlorobenzene Data
- 1C – Onondaga Lake Fish Fillets – PCB Data
- 1D – Onondaga Lake Fish Fillets – PCDD/PCDF Data
- 1E – Onondaga Lake Fish Fillets – TAL/TCL Data

Table A-2 – Northern Basin Nearshore Sediment Data
- 2A – Northern Basin Nearshore Sediments – Inorganic and Organometallic Data
- 2B – Northern Basin Nearshore Sediments – Volatile Organic Compound Data
- 2C – Northern Basin Nearshore Sediments – Semivolatile Organic Compound Data
- 2D – Northern Basin Nearshore Sediments – Pesticide Data
- 2E – Northern Basin Nearshore Sediments – PCB Data
- 2F – Northern Basin Nearshore Sediments – PCDD/PCDF Data

Table A-3 – Southern Basin Nearshore Sediment Data
- 3A – Southern Basin Nearshore Sediments – Inorganic and Organometallic Data
- 3B – Southern Basin Nearshore Sediments – Volatile Organic Compound Data
- 3C – Southern Basin Nearshore Sediments – Semivolatile Organic Compound Data
- 3D – Southern Basin Nearshore Sediments – Pesticide Data
- 3E – Southern Basin Nearshore Sediments – PCB Data
- 3F – Southern Basin Nearshore Sediments – PCDD/PCDF Data

Table A-4 – Northern Basin Wetland Sediment Sample Data
- 4A – Northern Basin Wetland SYW-6 Sediment Sample Data (All Parameters)
- 4B – Northern Basin Wetland SYW-10 Sediment Sample Data (All Parameters)

Table A-5 – Southern Basin Wetland Sediment Sample Data
- 5A – Southern Basin Wetland SYW-12 Sediment Sample Data (All Parameters)
- 5B – Southern Basin Wetland SYW-19 Sediment Sample Data (All Parameters)

Table A-6 – Dredge Spoils Surface Soil Data

Table A-7 – Dredge Spoils Soil Data – All Depths

Table A-8 – Onondaga Lake Surface Water Data
8A – Onondaga Lake Surface Water – Inorganic and Organometallic Data
8B – Onondaga Lake Surface Water – Organic Data

A.2 Key to Table Headings

Following is a clarification of the table column headings and identification of entries for each.

Survey: Identifies the investigation from which the samples were collected and data generated. The surveys from which data were generated and included in this appendix are:

- NYSDEC-1992 – NYSDEC fish data from 1992.
- O-FACCUM – Honeywell fish data from 1992.
- O-LOADING – Honeywell surface water data from 1992.
- O-WCPROC – Honeywell surface water data from 1992.
- O-SEDCHEM – Honeywell sediment data from 1992.
- NYSDEC-1994 – NYSDEC fish data from 1994.
- ONONMET – NYSDEC fish data from 1994.
- O-STATE – NYSDEC fish data from 1995.
- O-LAKE96 – Honeywell surface water data from 1996.
- ONLK96HG – NYSDEC fish data from 1996 (mercury).
- ONONDA96 – NYSDEC fish data from 1996 (organics).
- ONONHG97 – NYSDEC fish data from 1997 (mercury).
- ONONDA97 – NYSDEC fish data from 1997 (organics).
- ONONHG98 – NYSDEC fish data from 1998 (mercury).
- ONONDA98 – NYSDEC fish data from 1998 (organics).
- NYSDEC-1999 – NYSDEC fish data from 1999 (PCDD/PCDFs).
- ONON99HG – NYSDEC fish data from 1999 (mercury).
- ONONDAGAOCL9 – NYSDEC fish data from 1999 (organics).
- O-WCSUP – Honeywell surface water chemistry data from 1999.
- ONON2A – Honeywell Phase 2A data from 2000.
- NYSDEC-2000 – NYSDEC fish data from 2000.
- NYSDEC-2002 – NYSDEC supplemental Wetland SYW-6 sampling from 2002.

Sample Number: Field sample number as assigned by the sampling organization.

Survey Station: Sample location, as shown on Figures A-2 through A-6.

Date: Date that the sample was collected.

Duplicates: An entry in this column indicates that the sample was analyzed in replicate. Duplicates are identified by the letter "D," followed by a sequential identifier (e.g., D1, D2, etc.). For calculating exposure point concentrations (EPCs), replicates were averaged to generate a single value for each sample that had multiple analyses. However, the individual samples are reported in the Appendix A tables.

Depth: The depth interval from which the sample was collected (measured from ground surface or top of the sediment/water interface). Surface water sample data depth is measured from the top of the water surface. Sediment and soil depths and intervals are typically reported in centimeters (cm), and water depths are typically reported in meters (m).

Concentration: Units are self-explanatory. All non-aqueous data are reported in mg/kg (parts per million [ppm]), µg/kg (parts per billion [ppb]), or ng/kg (parts per trillion [ppt]) (some data are in ng/g, which is also equivalent to µg/kg and ppb) on a dry-weight (dw) basis, unless noted otherwise. Water sample data are reported in µg/L (ppb), unless noted otherwise. Fish data are reported on a wet-weight (ww) basis, unless otherwise noted.

Data Qualifiers: With rare exceptions, the only data qualifiers retained on the Appendix A tables are U (not detected at reported quantitation limit); J (estimated value); UJ (not detected; detection/quantitation limit is estimated); and R (rejected – unusable datum). A few tables have specific additional qualifiers; see individual tables for definitions where applicable.

A.3 Notes on Specific Analyses

The manner in which some analytes were analyzed or reported varied. These include the following:

A.3.1 Xylenes

Depending on the data set, xylenes (a volatile organic compound [VOC]) were reported either as individual isomers (o, m, and p-xylene, or some combination thereof) or total xylenes. For the human health risk assessment (HHRA), all xylene data have been converted to total xylenes. The total xylene result is the sum of all detected isomers. Where xylenes were not detected, a single detection limit was used to calculate the one-half detection limit value (e.g., if the xylene data were reported as o-xylene, m-xylene, and p-xylene, each individually not detected at 10 U, one-half of 10 [i.e., 5] was subsequently used as the value for total xylene exposure point calculation in RAGS Table 3).

A.3.2 Polychlorinated Biphenyls

The approach used for the HHRA with regard to calculation of total polychlorinated biphenyl (PCB) concentrations for use in exposure point concentrations is as follows:

- **Scenario 1** – Two or more Aroclors detected. Total PCBs are equal to the sum of all detected Aroclors.

- **Scenario 2** – Exactly one Aroclor detected. Total PCBs are equal to the sum of the detected Aroclor concentration, plus one-half the detection limit of one other Aroclor (all Aroclors except 1221 have the same detection limit; however, as Aroclor 1221 was never detected, it does not matter which Aroclor is used).

- **Scenario 3** – No Aroclors detected. Total PCBs are equal to the detection limit of each of two Aroclors (nominally, one "low molecular weight" Aroclor, such as 1016 or 1242, and one "high molecular weight" Aroclor, such as 1260). This value is used as the "quantitation limit" for the subsequent calculation of the exposure point concentration in RAGS Table 3.

This approach has the added advantage of integrating the NYSDEC and Honeywell (SW-846 or CLP-type) Aroclor analyses; the CLP-type has seven Aroclors reported, whereas NYSDEC only reports two (typically, 1016 as a surrogate for low molecular weight and 1254/1260 [combined] for high molecular weight).

The total PCB calculation described above was used to generate a total PCB concentration for calculation of an EPC for cancer risk calculations. A similar approach was used to generate low molecular weight and high molecular weight PCB totals for calculation of non-cancer risks. As noted in HHRA Chapter 5, Aroclors 1221, 1016, and 1242 were considered low molecular weight Aroclors, and Aroclors 1248, 1254, 1260 (including NYSDEC fish data reported as combined Aroclor 1254/1260), and 1268 are considered high molecular weight Aroclors for the purpose of calculating EPCs for evaluating non-cancer hazards from PCBs.

A.3.3 Chlordane

Chlordane data are most often reported as alpha-chlordane and gamma-chlordane. NYSDEC data (fish samples only) typically include results for other individual chemical constituents of technical chlordane, including cis- and trans-nonachlor. All detected chlordane constituents were summed to calculate a "total chlordane" value for use in calculating exposure point concentrations. Non-detected isomers and constituents were treated in the same manner as for xylenes; i.e., only a single non-detected value was utilized where no chlordane constituents were detected. Where one or more chlordane compounds were detected, the non-detected ones were not included in the calculation of a chlordane value (i.e., the non-detected constituents were counted as zero).

The various isomers and components of chlordane summed as total chlordane are (to the extent that data for the constituent exist in any particular data set):

- Chlordane.
- Alpha chlordane (same as cis-chlordane).
- Gamma chlordane (same as trans-chlordane).
- Oxychlordane.
- Nonachlor (and cis- and/or trans-nonachlor).

Heptachlor is not included in the "total chlordane" sum. While heptachlor is reportedly a constituent of technical chlordane, heptachlor and heptachlor epoxide are separate Target Compound List (TCL) pesticides and have their own toxicity and screening values, and therefore are treated as separate contaminants.

A.3.4 Hexachlorobenzene

The Phase 2A (2000) investigation data set includes hexachlorobenzene (HCB) analyzed by two methods – the conventional SW-846 GC/MS Method 8270, and some samples analyzed by GC/ECD (by modifying the GC/ECD pesticide method to include HCB as a target analyte). The GC/ECD database has a much lower detection limit than the GC/MS data, but where HCB was detected in both the GC/MS and GC/ECD analysis, the agreement between the two results often was not very good. The procedure for establishing a single result from the two analyses is discussed below.

HCB analyses were performed by both GC/ECD and GC/MS in 142 samples (including field duplicates). Of these, 125 are considered "valid" results (17 GC/ECD analyses were rejected during data validation). Of these 125, the vast majority (all but 23) fall into two categories:

1) HCB was not detected in either the GC/ECD or the GC/MS analysis (43 pairs); or

2) HCB was not detected in the GC/MS analysis, and was detected in the GC/ECD analysis, but at a concentration below the GC/MS detection limit (59 pairs).

Both categories are considered to be consistent, and the GC/ECD result (either the detected GC/ECD value or the lower GC/ECD detection limit) will be used for these 102 sample results.

There are two other categories of data pairs in which the consistency of the data is less evident. These are:

1) 10 pairs in which HCB was detected in samples analyzed by both methods; and

2) 13 pairs in which HCB was detected by GC/ECD analysis at a concentration higher than the detection limit of the GC/MS analysis, in which HCB was not detected. Each of these categories is discussed below.

In the 10 pairs of samples in which HCB was detected in both the GC/ECD and the GC/MS analysis, the agreement between the two data sets is not very good. In most, but not all, of the analyses (8 out of 10 pairs), the GC/ECD result was higher than the GC/MS result. As there are insufficient data to warrant using one data set to the exclusion of the other, for this category a straight arithmetic average of the two detections was used to generate a concentration for use in the HHRA (e.g., for contaminant screening and exposure point concentration calculation).

There are also 13 pairs of samples in which HCB was detected in the GC/ECD analysis at a concentration higher than the reporting limit for the GC/MS analysis. The ratio of the detected value to the non-detect quantitation limit varies, from less than 2.0 (seven of the 13 pairs); between 2.0 and 2.5 (three of the 13 pairs); and between 4.0 and 5.0 (three of the 13 pairs). This anomaly was not addressed in Honeywell's RI report (Exponent, 2001). As there is no scientific basis to indicate

which of the data sets (GC/MS or GC/ECD) most likely represents the "true" environmental concentration of HCB, both data sets have been included in the HHRA, in the manner described above. It should be noted that in this (special) case, the non-detected (i.e., "U") value is used "as-is;" i.e., it is not divided in half prior to averaging with the detected result. For example, if the two laboratory-reported values were 100 µg/kg and 60 µg/kg U, the final value used in the HHRA would be 80 µg/kg.

A.3.5 Polychlorinated Dibenzo-*p*-Dioxins and Furans and Associated Toxicity Equivalent Quotients

All non-detected polychlorinated dibenzo-*p*-dioxins and furans (PCDD/PCDFs) that have a toxicity equivalence factor (TEF) were summed at one-half the quantitation limit in calculating the toxicity equivalent quotients (TEQ); this approach is based on the sample TEQ calculation as presented in USEPA (1996). The TEFs used are the World Health Organization (WHO) human health-based TEFs (Van den Berg et al., 1998). Values are shown separately for the contributions from furans and dioxins; the "total" TEQ includes the combined contributions from both furans and dioxins. (Only the total TEQ is used in the HHRA; the dioxin TEQ and furan TEQ are shown for information only.)

A.3.6 Mercury (Ionic/Methyl/Dimethyl/Elemental/Total Mercury)

The treatment of mercury varies by matrix and the available data. For biota samples, mercury data are reported as methylmercury; however, in other matrices, mercury is evaluated as total mercury. Details of the available mercury data and how the data were evaluated are discussed in greater detail under the table-specific discussions which follow.

A.4 Notes on Specific Tables

Specific issues and their resolution – e.g., table-specific data qualifier issues; investigation information; etc. – are discussed below.

A.4.1 Table A-1 – Onondaga Lake Fish Tissue (Fillet) Data

The data sets used for Table A-1, taken together, comprise the most comprehensive data set available for any matrix in Onondaga Lake. Some data have been generated since the 1970s or earlier; however, only data from the first major contamination study conducted by Honeywell in 1992 and fish data collected by both NYSDEC and Honeywell from 1992 through 2000 have been included for quantitative assessment in the HHRA. The seven fish fillet samples collected and analyzed by Honeywell in 2000 (Phase 2A) have been incorporated into this HHRA. These samples include five fish from the reach of the lake between Tributary 5A and Harbor Brook, and two fish from the lake near the mouth of Ninemile Creek. The four fish fillets collected in the lower reach of Ninemile Creek in 2000 as part of the Onondaga Lake Phase 2A investigation are included in the HHRA for Geddes Brook/Ninemile Creek, and not this Onondaga Lake HHRA. Sample locations for the Honeywell fish stations are shown on Figure A-2.

Table A-1A – Onondaga Lake Fish Fillets – Mercury Data. Data were generated during the initial RI sampling event by Honeywell/PTI in 1992, the Honeywell/Exponent Phase 2A RI sampling in 2000, and the annual NYSDEC sampling. Honeywell data were generated for methylmercury (all samples) and ionic mercury in a subset (about one-tenth) of the Honeywell samples; a total mercury value was then calculated by summing the methyl- and ionic mercury values (obviously, in most cases, the methylmercury value was identical to the total mercury result). NYSDEC data are reported as mercury. As the Onondaga Lake data and the scientific literature suggest, 90 percent or more of the mercury in fish tissue consists of methylmercury. Therefore, all mercury data in fish tissue (fillets only) are treated as methylmercury. All mercury data from all sampling events (from 1992 through 2000) from all parties (NYSDEC and Honeywell) are included in the quantitative evaluation. Approximately 20 samples collected and analyzed by Honeywell/PTI in 1992 were analyzed for ionic mercury, and the ionic mercury is used in their calculation of total mercury. As is evident from the table, the inclusion (or exclusion) of ionic mercury does not have a significant impact on the total mercury value.

Table A-1B – Onondaga Lake Fish Fillets – Pesticide and Hexachlorobenzene Data. General issues regarding the chlordane and HCB data were discussed above in the parameter-specific discussion.

Table A-1C – Onondaga Lake Fish Fillets – PCB Data. As part of the NYSDEC's rewrite of the Honeywell-generated risk assessments, the quality of the historical data, including the 1992 data set, was revisited. As a result of this re-evaluation of the fish data, NYSDEC decided to exclude the 1992 Honeywell/PTI PCB data set, because the Honeywell/PTI data set may have significantly underestimated the actual total PCB concentration in Onondaga Lake fish fillets. This determination is based on a review of the Onondaga Lake RI/FS Bioaccumulation Investigation Data Report (1993) prepared by PTI for Honeywell. The report describes the sampling and analysis for the 1992 fish collection and includes the analytical data and the quality assurance reviews.

The report indicates that PCBs were not detected in 973 of 1,232 (79 percent) of the samples. Of those samples in which PCBs were not detected, 793 (82 percent) were qualified for various factors of non-compliance with data quality objectives including the possibility of false negatives. Surrogate recovery was poor, averaging around 43 percent. NYSDEC's data quality review indicated that the Honeywell 1992 data set consistently underestimated fish PCB concentrations, based on the laboratory's failure to meet data quality objectives (specifically, poor surrogate spike recovery) and the high percentage of samples that were reported as not detected for PCBs.

Due to these problems with the 1992 Honeywell/PTI PCB fish sample data, NYSDEC has decided not to rely on this data set for the Onondaga Lake risk assessments. For fish PCB data, the risk assessments rely on the data collected by Honeywell/Exponent in 2000 and NYSDEC from 1992 through 2000.

Table A-1D – Onondaga Lake Fish Fillets – PCDD/PCDF Data. Calculation of the TEQ is discussed above; selection of samples for inclusion in the HHRA is discussed in the text. There are no additional table-specific issues for this table.

Table A-1E – Onondaga Lake Fish Fillets – TAL/TCL Data. These data for four 1992 fillet composites, one for each of four species, were analyzed for Target Analyte List (TAL) inorganics and TCL organics (VOCs, semi-volatile organic compounds [SVOCs], and pesticides/PCBs). The age and size information are averages. The fish used to generate these fillet composites were caught in the littoral zone (nearshore) of the southern part of the lake. The TAL inorganic data from the seven fillets collected by Honeywell in the lake in 2000 are also included.

A.4.2 Table A-2 – Northern Basin Nearshore Sediment Data

Data included in this table consist of sediment chemistry data generated from Honeywell's samples collected in 1992 (survey "O-SEDCHEM") and from Honeywell's Phase 2A sampling in 2000 (survey "ONON2A"). The sample locations for the 1992 survey are shown on Figure A-3, and the sample locations for the 2000 survey are shown on Figure A-4. Table A-2 includes sediment data from a variety of depth intervals, but none that exceed 30 cm. The sample intervals from the 1992 data set are typically 0 to 2 cm and 0 to 30 cm. The 2000 data set includes 0 to 2 cm; 2 to 15 cm; 0 to 15 cm; and 15 to 30-cm data. While data from the 15 to 30-cm interval are deeper than the typical 15-cm (six-inch) depth used for risk assessments, they have been utilized to maintain a consistent data set among the investigations. For calculation of exposure point concentrations, the values are averaged for a specific location (averages are length-weighted as appropriate; for example, in generating a 0- to 30-cm result from samples collected at 0 to 2 cm, 2 to 15 cm, and 15 to 30 cm).

Table A-2A – Northern Basin Nearshore Sediments – Inorganic and Organometallic Data. The inorganic data set is comprised of 24 discrete samples from either 0 to 2 or 0 to 30-cm samples from the 1992 investigation. Exclusive of duplicates, the Phase 2A inorganic data include five samples from 0 to 2 cm; five from 2 to 15 cm (or, in one case, 2 to 14 cm); 10 from 0 to 15 cm, and 14 from 15 to 30 cm. The Phase 2A samples represent a total of 15 discrete sample locations. All of the samples (except Phase 2A samples from Station S372 collected on 8/2/00) were analyzed for full TAL inorganics (23 metals plus cyanide); half (12) of the 1992 samples were analyzed for the full TAL; and the remainder were analyzed for a subset consisting of about nine metals. Only four samples (Phase 2A samples from S372) were analyzed for methylmercury.

Table A-2B – Northern Basin Nearshore Sediments – Volatile Organic Compound Data. The 1992 data set analyzed for VOCs is the same as that analyzed for metals. As with the metals, only about half of the 1992 samples were analyzed for the full suite of TCL VOCs; the remainder were analyzed for benzene and related compounds only. Phase 2A VOC data consist of 11 samples (plus duplicates) from five locations, all of which were analyzed for full TCL VOCs.

Table A-2C – Northern Basin Nearshore Sediments – Semivolatile Organic Compound Data. The 1992 sample set analyzed for SVOCs is the same as that analyzed for metals and VOCs. About half of the 1992 samples were analyzed for full TCL SVOCs; the remainder were analyzed for a reduced suite of parameters, primarily various chlorobenzenes. (It should be noted that the 1992 data set included analysis for some specific tri- and tetra-chlorobenzenes for which Phase 2A samples were not analyzed.) The Phase 2A data set includes 32 samples (excluding duplicates) from 14 locations that were analyzed for full TCL SVOCs.

Table A-2D – Northern Basin Nearshore Sediments – Pesticide Data. The 1992 data set consists of 12 samples analyzed for TCL pesticides. The Phase 2A data set for pesticides is the same as the data set for SVOCs (32 samples from 14 locations). A significant portion (about 27 percent of the Phase 2A data, representing about 21 percent of the total northern basin sediment pesticide data set) of the pesticide data were rejected by Honeywell's data validator.

Table A-2E – Northern Basin Nearshore Sediments – PCB Data. The 1992 data set consists of 24 samples analyzed for TCL Aroclors (Aroclor 1016 through 1260). The Phase 2A data set includes 34 samples (plus duplicates) analyzed for TCL Aroclors, plus Aroclor 1268 (although Aroclor 1268 was not detected in any of the northern basin sediment samples).

Table A-2F – Northern Basin Nearshore Sediments – PCDD/PCDF Data. The northern basin sediment dioxin and furan data set is comprised of seven samples (plus three duplicates) from three locations collected during the Phase 2A investigation. (No northern basin sediments were analyzed for PCDD/PCDF compounds as part of the 1992 investigation.) The TEQ from furans, dioxins, and the total 2,3,7,8-TCDD TEQ is calculated for all samples and shown on Table A-2F. The WHO TEFs were used to calculate the TEQ.

A.4.3 Table A-3 – Southern Basin Nearshore Sediment Data

Data included in this table consist of sediment chemistry data generated from the Honeywell samples collected in 1992 (survey O-SEDCHEM) and from Honeywell's Phase 2A sampling in 2000 (survey ONON2A). The sample locations for the 1992 survey are shown on Figure A-3, and the sample locations for the 2000 survey are shown on Figure A-4. The 1992 data were from depths of 0 to 30 cm or from 0 to 2 cm. The 2000 data were from various depths in the 0 to 30-cm interval, as discussed below.

Table A-3A – Southern Basin Nearshore Sediments – Inorganic and Organometallic Data. This data set includes 14 samples which were analyzed for both mercury (total) and methylmercury (no samples were analyzed for methylmercury only). The 1992 data set consists of 37 analyses, comprised of 11 samples from 0 to 30 cm and 26 analyses from 0 to 2 cm. Three samples were analyzed in triplicate, so the total number of environmental samples is 31 (nine from 0 to 2 cm and 22 from 0 to 30 cm). Full TAL metals analysis (23 metals) was performed on 18 of the 37 (nine of these were also analyzed for cyanide). The remaining samples were analyzed for a reduced suite of nine metals, consisting of cadmium, calcium, chromium, lead, magnesium, mercury, nickel, and zinc.

The 2000 Phase 2A data are comprised of 84 analyses. Of these, 14 were analyzed for mercury (total) and methylmercury only, and consist of eight "PR" samples from four locations (a 0 to 2-cm sample, and a deeper sample varying from 2 to 8 cm to 2 to 15 cm) and six sediment samples at one nearshore porewater station (three co-located pairs [Station S402, samples PC0046 – 0053] from 0 to 4 cm and 4 to 8 cm; these were considered to be from a single location for the purpose of the HHRA).

The 70 other samples (which included only one identified field duplicate pair) were all analyzed for full TAL inorganics (23 metals, plus cyanide). These samples consist of five samples from 0 to 2 cm (including one duplicate pair); one from 0 to 5 cm; 30 from 0 to 15 cm; two from 2 to 15 cm; and 32 from 15 to 30 cm.

Table A-3B – Southern Basin Nearshore Sediments – Volatile Organic Compound Data. This data set is similar to that for Table A-3A. The 1992 data consist of 41 samples (10 at 0 to 2 cm, including a triplicate) and 31 0 to 30-cm samples (including two triplicates). Ten samples from 0 to 2 cm and 11 from the 0 to 30-cm interval were analyzed for full TCL VOCs; the remaining samples were analyzed for a limited suite of VOCs comprised of benzene, toluene, ethylbenzene, and xylenes (BTEX) and chlorinated benzenes. One sample (S3, 0 to 2 cm) was analyzed only for mixed tetrachlorobenzenes.

Due to the presence of high concentrations of benzene-related compounds, detection limits were elevated by a factor of 50 or more in many of the samples analyzed for VOCs (three of the 21 1992 samples, and 36 of the 70 Phase 2A samples). The manner in which the elevated detection limit data were utilized in calculating exposure point concentrations is discussed in the introductory text of Chapter 3 of this HHRA.

Table A-3C – Southern Basin Nearshore Sediments – Semivolatile Organic Compound Data. The data set in general is the same as for Table A-3A. However, the 1992 data include one additional sample (a 0 to 2-cm sample collected in 9/92), for a total of 38 samples analyzed for SVOCs; the SVOC parameters included in the 1992 data set vary within the data set and do not fully coincide with the parameters reported in the Phase 2A data.

The Phase 2A data include full SVOC analysis on the 70 samples analyzed for metals (as discussed for Table A-3A, above). The 14 samples analyzed for methylmercury were not analyzed for SVOCs. The Phase 2A samples were analyzed for HCB by both GC/MS and GC/ECD (except for one sample, SF0142), although seven of the GC/ECD HCB results were rejected as not usable, and no value is reported or included on Table A-3C.

There are several PAHs with high concentrations and as a result detection limits were elevated in some of the samples analyzed for SVOCs. The use of these samples in calculating exposure point concentrations is discussed in the introductory text of Chapter 3 of this HHRA.

Table A-3D – Southern Basin Nearshore Sediments – Pesticide Data. The sample set for pesticide data is similar to that for other organic analytes (i.e., Tables A-3B and A-3C); however, the 1992 data set for pesticides is limited to 18 samples, which correspond to the 18 1992 samples that were analyzed for the full suite of VOCs. None of the 1992 data were rejected during data validation. Detection limits for most pesticides in the 1992 data are about 5 µg/kg.

The pesticide data set for 2000 (Phase 2A) consists of 69 samples (the same as analyzed for HCB). A significant portion (about 31 percent of the Phase 2A data, representing about 25 percent of the complete southern basin sediment pesticide data set) of the pesticide data were rejected by Honeywell's data validator; for some pesticides, only about 40 valid data points exist. There are,

however, no detection limit issues for the pesticide data; detection limits are typically lower than those for the 1992 data (typically about 1 µg/kg for all pesticides except toxaphene).

Table A-3E – Southern Basin Nearshore Sediments – PCB Data. The sample data set for PCBs is similar to that for the other organic fractions; however, the Phase 2A data set is somewhat larger, comprised of 78 samples (including one duplicate). The PCBs reported in the Phase 2A data include Aroclor 1268 (which is a higher molecular weight Aroclor not included in the standard CLP or SW-846 PCB analyte list).

The 1992 data set consists of 37 samples, all of which were analyzed for the seven typical Aroclors (Aroclors 1016 through 1260).

Table A-3F – Southern Basin Nearshore Sediments – PCDD/PCDF Data. The PCDD/PCDF data set consists of 18 samples (nine pairs of 0 to 15-cm and 15 to 30-cm intervals) collected between July 20 and August 10, 2000 during the Phase 2A investigation. No identified field duplicates are included in the 18 southern basin nearshore analyses reported.

A.4.4 Table A-4 – Northern Basin Wetland Sediment Sample Data

The two lake-connected wetlands (SYW-6 and SYW-10) adjacent to the northern basin are tabulated separately. Data included in Table A-4A (SYW-6) consist of samples collected by Honeywell/Exponent in August 2000 as part of the Phase 2A investigation and by NYSDEC/TAMS in May 2002 as part of the supplemental sampling of Wetland SYW-6. All samples in Table A-4B (SYW-10) were collected during the Phase 2A investigation in 2000. The sample locations for these data are shown on Figure A-4.

The northern basin wetland sediment samples were not analyzed for methylmercury; mercury data included in these tables are for "total mercury." As described in Chapter 5, Section 5.2.1.12 of the HHRA, it has been assumed that the total mercury shown on Table A-4 consists of 1 percent methylmercury and 99 percent inorganic mercury.

Table A-4A – Northern Basin Wetland SYW-6 Sediment Sample Data (All Parameters). The data consist of 18 samples from nine locations (two depth intervals at each location) analyzed for inorganics and SVOCs (including HCB) and eight samples from four locations analyzed for pesticides, PCBs, and PCDD/PCDFs. Eight samples were collected from four locations in Wetland SYW-6 in 2000 and 10 samples were collected in 2002 at five locations adjacent to 2000 Station S375 (see Figure A-4). Samples from Wetland SYW-6 were not analyzed for VOCs and the 2002 samples were only analyzed for inorganics and SVOCs. Analysis was also performed for other parameters such as TOC and grain size, but those data are not used in the HHRA.

Table A-4B – Northern Basin Wetland SYW-10 Sediment Sample Data (All Parameters). The data consist of eight samples, plus a field duplicate (S379 D2), analyzed for inorganics, VOCs, SVOCs (including HCB), pesticides, PCBs, and PCDD/PCDFs. Analysis was also performed for other parameters such as TOC and grain size, but those data are not used in the HHRA.

A.4.5 Table A-5 – Southern Basin Wetland Sediment Sample Data

The two southern basin wetlands (SYW-12 and SYW-19) are tabulated separately. Due to differences in the degree and type of chemical contamination in these wetlands, they are assessed separately in the HHRA (see discussion in text). All included samples were collected in August 2000 as part of the Phase 2A investigation. The sample locations for these data are shown on Figure A-4.

The southern basin wetland sediment samples were not analyzed for methylmercury; mercury data included in these tables are for "total mercury." As described in Chapter 5, Section 5.2.1.12 of the HHRA, it has been assumed that the total mercury shown on Table A-5 consists of 1 percent methylmercury and 99 percent inorganic mercury.

Table A-5A – Southern Basin Wetland SYW-12 Sediment Sample Data (All Parameters). The data consist of eight samples analyzed for inorganics, VOCs, SVOCs (including HCB), pesticides, and PCBs. Wetland SYW-12 samples were not analyzed for PCDD/PCDFs. Analysis was also performed for other parameters such as TOC and grain size, but those data are not used in the HHRA.

Table A-5B – Southern Basin Wetland SYW-19 Sediment Sample Data (All Parameters). The data consist of eight samples, plus a field duplicate (S385 D2), analyzed for inorganics, VOCs, SVOCs (including HCB), pesticides, PCBs, and PCDD/PCDFs. Analysis was also performed for other parameters such as TOC and grain size, but those data are not used in the HHRA.

A.4.6 Table A-6 – Dredge Spoils Surface Soil Data

This table presents data included in the evaluation of surface soil exposures such as to trespassers. As discussed in greater detail in the text, the sample depths included in this data set vary, based on the available sample data. The data consist of eight samples, all of which were analyzed for inorganics, SVOCs, and PCBs. Four of the eight samples were also analyzed for PCDD/PCDFs. Dredge spoils surface soils were not analyzed for VOCs or pesticides. The sample locations for these data are shown on Figure A-4. Dredge spoils samples were analyzed for "total mercury" but were not analyzed for methylmercury. For the HHRA, all mercury detected in the dredge spoils samples is assumed to be inorganic mercury.

A.4.7 Table A-7 – Dredge Spoils Soil Data – All Depths

This table presents all the dredge spoil exposure area data, including the data presented previously in Table A-6. These data are used for the construction or utility worker exposure scenario. As discussed in greater detail in the HHRA text, the sample depths included in this data set vary, based on the available sample data; samples from borings with maximum depths up to nearly 12 ft below grade (357 cm) are included in this table. The data consist of 40 samples (plus three field duplicates) from eight borings. All the dredge spoils area samples were analyzed for inorganics, SVOCs (except two samples from S433), and PCBs (except one sample from S433). About half of the samples (19 samples from four borings, plus two field duplicates) were also analyzed for PCDD/PCDFs. Dredge

spoils soils were not analyzed for VOCs, and only one sample (S438 0-61 D1) was analyzed for pesticides.

A.4.8 Table A-8 – Onondaga Lake Surface Water Data

Water samples from multiple depths have been collected from Onondaga Lake. These sample locations are shown on Figure A-6. However, as discussed in the text of the HHRA, only water samples collected from the top 3 m (about 10 ft) of the lake were utilized in the HHRA, and only those data are included in the tabulation presented in this appendix. Based on these criteria, one nearshore sample location (S402) from the porewater study in 2000 was also included (this was a surface water sample collected from just above the sediment/water interface).

Table A-8A – Onondaga Lake Surface Water Inorganic and Organometallic Data. This data set includes a total of 79 water samples (excluding duplicates). It includes data from 1992 (41 samples, plus duplicates); 1996 (four samples); 1999 (33 samples); and 2000 (one sample). The analyses varied between events and within events. The 1992 data set includes the largest suite of inorganic analytes, as it has 32 to 37 analyses for each of five different forms of mercury (methylmercury, dimethyl mercury, elemental mercury, ionic mercury, and total mercury) and 11 other metals (cadmium, calcium, chromium, copper, iron, lead, magnesium, manganese, nickel, sodium, and zinc). The four 1996 samples were analyzed for total mercury and methylmercury only. The 1999 data set includes 11 analyses for chromium, lead, and nickel; 24 for iron; and 33 for manganese, total mercury (total), and methylmercury. The 2000 sample was analyzed for iron, manganese, total mercury, and methylmercury.

Table A-8B – Onondaga Lake Surface Water Organic Data. Surface water organic data in this table include both VOCs and SVOCs; there are no surface water data in the top 3 m for pesticides, PCBs, or dioxins/furans. This data set is comprised of 37 samples from 1992 (which were analyzed for benzene and related compounds, including chlorobenzenes) and 11 samples from 1999 (plus one duplicate), which were analyzed for TCL VOCs and SVOCs. None of the lake surface water samples collected in 2000 were analyzed for organics. The 1992 samples were collected at the surface (depth reported as 0 m) and depths of 1 m (16 samples) and 3 m (16 samples). The 1999 lake surface water samples were collected from depths of 0 and 1 m.

Table A-1A. Onondaga Lake Fish Fillets – Mercury Data

Survey	Sample Number	Survey Station	Date	Species	Duplicates	Length (in)	Age (yrs)	Methyl-mercury (mg/kg-ww)	Total Mercury (mg/kg-ww)	Mercury Concentration Used in Risk Assessment (mg/kg-ww)
NYSDEC-1992	1964	SO12	7/6/1992	SMB		11.6	5		0.66	0.66
NYSDEC-1992	1995	SO12	7/7/1992	SMB		11.6	5		0.60	0.60
NYSDEC-1992	1996	SO12	7/7/1992	SMB		11.6	4		0.40	0.40
NYSDEC-1992	1997	SO12	7/7/1992	SMB		11.7	5		0.74	0.74
NYSDEC-1992	1998	SO12	7/7/1992	SMB		11.7	5		0.70	0.70
NYSDEC-1992	1965	SO12	7/6/1992	SMB		11.8	5		0.54	0.54
NYSDEC-1992	1999	SO12	7/7/1992	SMB		11.9	5		1.21	1.21
NYSDEC-1992	2000	SO12	7/7/1992	SMB		11.9	5		0.54	0.54
NYSDEC-1992	2001	SO12	7/7/1992	SMB		11.9	5		0.75	0.75
NYSDEC-1992	2002	SO12	7/7/1992	SMB		11.9	5		0.88	0.88
NYSDEC-1992	1966	SO12	7/6/1992	SMB		12.2	NA		0.77	0.77
NYSDEC-1992	2003	SO12	7/7/1992	SMB		12.2	5		0.78	0.78
NYSDEC-1992	1967	SO12	7/6/1992	SMB		12.3	5		0.79	0.79
NYSDEC-1992	1968	SO12	7/6/1992	SMB		12.4	5		0.86	0.86
NYSDEC-1992	2004	SO12	7/7/1992	SMB		12.4	5		0.76	0.76
NYSDEC-1992	2005	SO12	7/7/1992	SMB		12.4	6		0.96	0.96
NYSDEC-1992	1969	SO12	7/6/1992	SMB		12.5	5		0.65	0.65
NYSDEC-1992	1970	SO12	7/6/1992	SMB		12.6	5		0.70	0.70
NYSDEC-1992	1971	SO12	7/6/1992	SMB		12.6	5		0.86	0.86
NYSDEC-1992	2006	SO12	7/7/1992	SMB		13.0	5		0.70	0.70
NYSDEC-1992	2007	SO12	7/7/1992	SMB		13.0	6		0.82	0.82
NYSDEC-1992	1972	SO12	7/6/1992	SMB		13.3	6		1.01	1.01
NYSDEC-1992	1973	SO12	7/6/1992	SMB		13.6	6		0.73	0.73
NYSDEC-1992	1974	SO12	7/6/1992	SMB		13.6	6		0.93	0.93
NYSDEC-1992	1975	SO12	7/6/1992	SMB		13.8	6		0.63	0.63
NYSDEC-1992	1977	SO12	7/6/1992	SMB		13.9	6		1.06	1.06
NYSDEC-1992	1978	SO12	7/6/1992	SMB		14.8	NA		2.88	2.88
NYSDEC-1992	1980	SO12	7/6/1992	SMB		16.3	7		0.66	0.66
NYSDEC-1992	2008	SO12	7/7/1992	SMB		17.2	9		2.10	2.10
NYSDEC-1992	2011	SO12	7/7/1992	SMB		17.9	10		2.62	2.62
NYSDEC-1992	2012	SO12	7/7/1992	WALLEYE		17.1	4		1.13	1.13
NYSDEC-1992	2013	SO12	7/7/1992	WALLEYE		18.1	9		1.50	1.50

Table A-1A. (cont.)

Survey	Sample Number	Survey Station	Date	Species	Duplicates	Length (in)	Age (yrs)	Methyl-mercury (mg/kg-ww)	Total Mercury (mg/kg-ww)	Mercury Concentration Used in Risk Assessment (mg/kg-ww)
NYSDEC-1992	2014	SO12	7/7/1992	WALLEYE		18.8	5		2.11	2.11
NYSDEC-1992	2013	SO12	7/7/1992	WALLEYE		18.1	9		1.50	1.50
NYSDEC-1992	2014	SO12	7/7/1992	WALLEYE		18.8	5		2.11	2.11
NYSDEC-1992	2015	SO12	7/7/1992	WALLEYE		19.5	5		2.29	2.29
NYSDEC-1992	2016	SO12	7/7/1992	WALLEYE		20.0	6		2.42	2.42
NYSDEC-1992	2017	SO12	7/7/1992	WALLEYE		20.7	6		1.15	1.15
NYSDEC-1992	2018	SO12	7/7/1992	WALLEYE		21.3	7		1.19	1.19
NYSDEC-1992	2019	SO12	7/7/1992	WALLEYE		21.7	6		3.39	3.39
NYSDEC-1992	2020	SO12	7/7/1992	WALLEYE		22.5	9		2.69	2.69
NYSDEC-1992	2021	SO12	7/7/1992	WALLEYE		26.2	8		5.07	5.07
NYSDEC-1992	2023	SO12	7/12/1992	WPERCH		9.1	NA		0.19	0.19
NYSDEC-1992	2024	SO12	7/12/1992	WPERCH		7.7	NA		0.70	0.70
O-FACCUM	FB0034	F25	8/5/1992	BLUEGILL		6.3	4	0.22 *J*		0.22 *J*
O-FACCUM	FB0035	F25	8/5/1992	BLUEGILL		6.9	4	0.86 *J*		0.86 *J*
O-FACCUM	FB0036	F27	8/5/1992	BLUEGILL		7.3	4	0.22 *J*		0.22 *J*
O-FACCUM	FB0037	F27	8/5/1992	BLUEGILL		6.7	4	0.15 *J*		0.15 *J*
O-FACCUM	FB0051	F26	8/5/1992	BLUEGILL		6.7	5	0.21 *J*		0.21 *J*
O-FACCUM	FB0055	F25	8/6/1992	BLUEGILL		7.1	5	0.16		0.16
O-FACCUM	FB0056	F25	8/6/1992	BLUEGILL		7.3	5	0.13 *J*		0.13 *J*
O-FACCUM	FB0057	F25	8/6/1992	BLUEGILL		6.9	5	0.20 *J*		0.20 *J*
O-FACCUM	FB0058	F25	8/6/1992	BLUEGILL		5.9	5	0.05	0.06 [1]	0.06
O-FACCUM	FB0059	F25	8/6/1992	BLUEGILL		6.7	5	0.38 *J*		0.38 *J*
O-FACCUM	FB0104	F33	8/12/1992	BLUEGILL		6.0	4	0.05		0.05
O-FACCUM	FB0105	F33	8/12/1992	BLUEGILL		6.8	5	0.28 *J*		0.28 *J*
O-FACCUM	FB0106	F33	8/12/1992	BLUEGILL		6.8	4	0.26 *J*	0.267 [1]	0.27 *J*
O-FACCUM	FB0107	F33	8/12/1992	BLUEGILL		6.7	5	0.21 *J*		0.21 *J*
O-FACCUM	FB0119	F30	8/12/1992	BLUEGILL		7.1	5	0.16	0.17 [1]	0.17
O-FACCUM	FB0120	F30	8/12/1992	BLUEGILL		6.1	4	0.25 *J*		0.25 *J*
O-FACCUM	FB0121	F30	8/12/1992	BLUEGILL		6.8	4	0.47 *J*		0.47 *J*
O-FACCUM	FB0131	F32	8/14/1992	BLUEGILL		5.9	4	0.11		0.11
O-FACCUM	FB0142	F32	8/18/1992	BLUEGILL		7.3	7	0.84 *J*		0.84 *J*
O-FACCUM	FB0143	F32	8/18/1992	BLUEGILL		7.3	7	0.92 *J*		0.92 *J*

Table A-1A. (cont.)

Survey	Sample Number	Survey Station	Date	Species	Duplicates	Length (in)	Age (yrs)	Methyl-mercury (mg/kg-ww)	Total Mercury (mg/kg-ww)	Mercury Concentration Used in Risk Assessment (mg/kg-ww)
O-FACCUM	FB0144	F32	8/18/1992	BLUEGILL		6.4	4	0.14		0.14
O-FACCUM	FB0145	F32	8/18/1992	BLUEGILL		NA	NA	0.34 *J*		0.34 *J*
O-FACCUM	FB0187	F30	9/4/1992	BLUEGILL		NA	NA	0.23		0.23
O-FACCUM	FB0188	F30	9/4/1992	BLUEGILL		6.2	5	0.51 *J*		0.51 *J*
O-FACCUM	FB0189	F30	9/4/1992	BLUEGILL		7.4	5	0.53 *J*		0.53 *J*
O-FACCUM	FB0190	F30	9/4/1992	BLUEGILL		7.2	4	0.42		0.42
O-FACCUM	FB0199	F30	9/8/1992	BLUEGILL		6.9	4	0.32		0.32
O-FACCUM	FB0200	F30	9/8/1992	BLUEGILL		6.6	4	0.28 *J*		0.28 *J*
O-FACCUM	FB0219	F30	9/16/1992	BLUEGILL		7.2	5	0.34		0.34
O-FACCUM	FB0019	F25	8/4/1992	CARP		20.7	7	0.04		0.04
O-FACCUM	FB0062	F27	8/6/1992	CARP		21.7	NA	0.17 *J*	0.182 [1]	0.18 *J*
O-FACCUM	FB0109	F30	8/12/1992	CARP		20.8	8	0.40 *J*		0.40 *J*
O-FACCUM	FB0147	F32	8/18/1992	CARP		20.4	7	0.28		0.28
O-FACCUM	FB0167	F30+	8/22/1992	CARP		21.6	8	0.23 *J*	0.259 [1]	0.26 *J*
O-FACCUM	FB0168	F30+	8/22/1992	CARP		23.2	9	0.48 *J*		0.48 *J*
O-FACCUM	FB0169	F30+	8/22/1992	CARP		23.1	9	0.70 *J*		0.70 *J*
O-FACCUM	FB0170	F30+	8/22/1992	CARP		23.2	8	0.55		0.55
O-FACCUM	FB0171	F30+	8/22/1992	CARP		23.1	9	0.72		0.72
O-FACCUM	FB0172	F30+	8/22/1992	CARP		21.8	8	0.35		0.35
O-FACCUM	FB0173	F30+	8/22/1992	CARP		20.6	7	0.63		0.63
O-FACCUM	FB0174	F30+	8/22/1992	CARP		23.1	9	0.80 *J*		0.80 *J*
O-FACCUM	FB0175	F25	8/23/1992	CARP		22.8	NA	0.52 *J*		0.52 *J*
O-FACCUM	FB0179	F25	9/2/1992	CARP		20.9	NA	0.33		0.33
O-FACCUM	FB0180	F25	9/2/1992	CARP		21.9	9	0.50		0.50
O-FACCUM	FB0196	F25	9/4/1992	CARP		22.5	7	0.29 *J*		0.29 *J*
O-FACCUM	FB0203	F25	9/9/1992	CARP		22.0	8	0.31 *J*		0.31 *J*
O-FACCUM	FB0204	F25	9/11/1992	CARP		19.9	7	0.19 *J*		0.19 *J*
O-FACCUM	FB0217	F25	9/15/1992	CARP		23.2	9	0.09 *J*		0.09 *J*
O-FACCUM	FB0223	F25	9/16/1992	CARP		19.8	7	0.29		0.29
O-FACCUM	FB0278	SOUTHEND	10/6/1992	CATFISH		16.8	11.0		0.89	0.89
O-FACCUM	FB0072	F25	8/7/1992	CATFISH		17.5	10	0.56		0.56
O-FACCUM	FB0101	F28	8/11/1992	CATFISH		17.0	10	0.77 *J*	0.792 [1]	0.79 *J*

Table A-1A. (cont.)

Survey	Sample Number	Survey Station	Date	Species	Duplicates	Length (in)	Age (yrs)	Methyl-mercury (mg/kg-ww)	Total Mercury (mg/kg-ww)	Mercury Concentration Used in Risk Assessment (mg/kg-ww)
O-FACCUM	FB0102	F25	8/12/1992	CATFISH		15.7	10	1.03 *J*		1.03 *J*
O-FACCUM	FB0108	F30	8/12/1992	CATFISH		17.4	12	0.53 *J*		0.53 *J*
O-FACCUM	FB0128	F30	8/12/1992	CATFISH		16.5	10	0.74 *J*		0.74 *J*
O-FACCUM	FB0141	F25	8/17/1992	CATFISH		15.9	8	0.81	0.82 [1]	0.82
O-FACCUM	FB0177	F25	9/2/1992	CATFISH		14.2	7	0.86 *J*		0.86 *J*
O-FACCUM	FB0178	F25	9/2/1992	CATFISH		16.8	NA	0.47 *J*		0.47 *J*
O-FACCUM	FB0201	F25	9/9/1992	CATFISH		16.1	6	0.68 *J*		0.68 *J*
O-FACCUM	FB0202	F25	9/9/1992	CATFISH		15.2	10	0.86		0.86
O-FACCUM	FB0220	F25	9/16/1992	CATFISH		14.6	8	0.63 *J*		0.63 *J*
O-FACCUM	FB0221	F25	9/16/1992	CATFISH		14.6	5	0.75 *J*		0.75 *J*
O-FACCUM	FB0222	F25	9/16/1992	CATFISH		14.6	8	1.05		1.05
O-FACCUM	FB0283	F28	10/7/1992	CATFISH		17.3	NA	0.64 *J*		0.64 *J*
O-FACCUM	FB0284	F28	10/7/1992	CATFISH		16.4	NA	0.78		0.78
O-FACCUM	FB0285	F28	10/7/1992	CATFISH		20.7	8	0.68		0.68
O-FACCUM	FB0291	F28	10/9/1992	CATFISH		15.9	NA	0.92		0.92
O-FACCUM	FB0292	F28	10/9/1992	CATFISH		19.3	12	0.82 *J*		0.82 *J*
O-FACCUM	FB0293	F28	10/9/1992	CATFISH		18.2	11	0.34 *J*	0.354 [1]	0.35 *J*
O-FACCUM	FB0294	F28	10/9/1992	CATFISH		18.1	11	0.66		0.66
O-FACCUM	FB0295	F28	10/9/1992	CATFISH		20.1	11	0.30		0.30
O-FACCUM	FB0017	F25	8/4/1992	SMB		11.5	4	0.46		0.46
O-FACCUM	FB0042	F26	8/5/1992	SMB		11.6	5	0.26 *J*		0.26 *J*
O-FACCUM	FB0040	F26	8/5/1992	SMB		11.7	5	0.70 *J*		0.70 *J*
O-FACCUM	FB0127	F30	8/12/1992	SMB		11.9	4	0.89 *J*		0.89 *J*
O-FACCUM	FB0198	F30	9/8/1992	SMB		11.9	NA	0.91		0.91
O-FACCUM	FB0276	SOUTHEND	10/6/1992	SMB		12.2	5.0		1.40	1.40
O-FACCUM	FB0033	F33	8/4/1992	SMB		12.6	5	0.94 *J*		0.94 *J*
O-FACCUM	FB0028	F33	8/4/1992	SMB		12.8	4	0.56		0.56
O-FACCUM	FB0043	F26	8/5/1992	SMB		12.8	6	0.49		0.49
O-FACCUM	FB0090	F28	8/11/1992	SMB		12.8	NA	0.70		0.70
O-FACCUM	FB0205	F30	9/11/1992	SMB		12.9	5	0.80 *J*		0.80 *J*
O-FACCUM	FB0206	F30	9/11/1992	SMB		13.0	NA	1.72		1.72
O-FACCUM	FB0018	F25	8/4/1992	SMB		13.1	6	0.90 *J*		0.90 *J*

Table A-1A. (cont.)

Survey	Sample Number	Survey Station	Date	Species	Duplicates	Length (in)	Age (yrs)	Methyl-mercury (mg/kg-ww)	Total Mercury (mg/kg-ww)	Mercury Concentration Used in Risk Assessment (mg/kg-ww)
O-FACCUM	FB0081	F30	8/10/1992	SMB		13.1	5	0.68		0.68
O-FACCUM	FB0031	F33	8/4/1992	SMB		13.5	6	0.71	0.72 [1]	0.72
O-FACCUM	FB0130	F30	8/13/1992	SMB		13.6	6	1.18 *J*		1.18 *J*
O-FACCUM	FB0016	F25	8/4/1992	SMB		13.8	6	0.91		0.91
O-FACCUM	FB0029	F33	8/4/1992	SMB		13.8	6	0.88		0.88
O-FACCUM	FB0133	F32	8/14/1992	SMB		13.8	6	0.63 *J*		0.63 *J*
O-FACCUM	FB0134	F32	8/14/1992	SMB		13.8	6	1.06 *J*		1.06 *J*
O-FACCUM	FB0027	F33	8/4/1992	SMB		14.0	7	1.20 *J*		1.20 *J*
O-FACCUM	FB0032	F33	8/4/1992	SMB		14.0	6	0.53		0.53
O-FACCUM	FB0030	F33	8/4/1992	SMB		14.2	7	0.64 *J*		0.64 *J*
O-FACCUM	FB0132	F32	8/14/1992	SMB		14.6	7	0.33		0.33
O-FACCUM	FB0038	F26	8/5/1992	SMB		15.6	9	0.67 *J*		0.67 *J*
O-FACCUM	FB0039	F26	8/5/1992	SMB		15.7	7	1.11	1.150 [1]	1.15
O-FACCUM	FB0044	F26	8/5/1992	SMB		16.1	9	0.89		0.89
O-FACCUM	FB0129	F25	8/13/1992	SMB				0.72 *J*		0.72 *J*
O-FACCUM	FB0277	SOUTHEND	10/6/1992	WALLEYE		17.8	5.0		1.10	1.10
O-FACCUM	FB0088	F28	8/11/1992	WALLEYE		19.8	6	2.26	2.284 [1]	2.28
O-FACCUM	FB0089	F28	8/11/1992	WALLEYE		19.3	5	0.30		0.30
O-FACCUM	FB0161	F25	8/19/1992	WALLEYE		18.8	5	1.90		1.90
O-FACCUM	FB0193	F25	9/4/1992	WALLEYE		19.6	5	3.17 *J*		3.17 *J*
O-FACCUM	FB0194	F25	9/4/1992	WALLEYE		19.4	5	2.49		2.49
O-FACCUM	FB0195	F25	9/4/1992	WALLEYE		18.4	6	1.59	1.6 [1]	1.60
O-FACCUM	FB0208	F25	9/11/1992	WALLEYE		17.4	5	1.13		1.13
O-FACCUM	FB0213	F25	9/14/1992	WALLEYE		20.2	5	1.43 *J*		1.43 *J*
O-FACCUM	FB0214	F25	9/14/1992	WALLEYE		17.3	5	2.12		2.12
O-FACCUM	FB0224	F25	9/16/1992	WALLEYE		18.5	6	1.31		1.31
O-FACCUM	FB0279	F28	10/7/1992	WALLEYE		23.0	8	1.53		1.53
O-FACCUM	FB0280	F28	10/7/1992	WALLEYE		20.1	6	1.96		1.96
O-FACCUM	FB0281	F28	10/7/1992	WALLEYE		21.3	7	2.32 *J*		2.32 *J*
O-FACCUM	FB0282	F28	10/7/1992	WALLEYE		16.4	4	0.33 *J*		0.33 *J*
O-FACCUM	FB0286	F28	10/9/1992	WALLEYE		18.1	5	1.01 *J*		1.01 *J*
O-FACCUM	FB0287	F28	10/9/1992	WALLEYE		22.2	6	2.41 *J*		2.41 *J*

Table A-1A. (cont.)

Survey	Sample Number	Survey Station	Date	Species	Duplicates	Length (in)	Age (yrs)	Methyl-mercury (mg/kg-ww)	Total Mercury (mg/kg-ww)	Mercury Concentration Used in Risk Assessment (mg/kg-ww)
O-FACCUM	FB0288	F28	10/9/1992	WALLEYE		18.7	5	0.69 *J*		0.69 *J*
O-FACCUM	FB0289	F28	10/9/1992	WALLEYE		18.4	5	1.20		1.20
O-FACCUM	FB0290	F28	10/9/1992	WALLEYE		16.7	4	0.58 *J*	0.590 [1]	0.59 *J*
O-FACCUM	FB0296	F25	10/10/1992	WALLEYE		18.6	NA	1.09		1.09
O-FACCUM	FB0275	SOUTHEND	10/6/1992	WPERCH		8.1	4.0		1.20	1.20
O-FACCUM	FB0020	F25	8/4/1992	WPERCH		8.1	3	1.11 *J*		1.11 *J*
O-FACCUM	FB0021	F25	8/4/1992	WPERCH		8.3	4	0.68 *J*		0.68 *J*
O-FACCUM	FB0022	F25	8/4/1992	WPERCH		8.9	4	0.93		0.93
O-FACCUM	FB0023	F25	8/4/1992	WPERCH		8.0	4	0.97 *J*	0.979 [1]	0.98 *J*
O-FACCUM	FB0024	F25	8/4/1992	WPERCH		8.2	5	0.35 *J*		0.35 *J*
O-FACCUM	FB0025	F25	8/4/1992	WPERCH		8.9	5	0.20		0.20
O-FACCUM	FB0026	F25	8/4/1992	WPERCH		8.5	4	1.07 *J*		1.07 *J*
O-FACCUM	FB0047	F26	8/5/1992	WPERCH		9.2	4	1.48		1.48
O-FACCUM	FB0048	F26	8/5/1992	WPERCH		8.9	4	1.23		1.23
O-FACCUM	FB0049	F26	8/5/1992	WPERCH		8.9	5	0.63		0.63
O-FACCUM	FB0079	F30	8/10/1992	WPERCH		8.6	6	1.05 *J*		1.05 *J*
O-FACCUM	FB0085	F28	8/11/1992	WPERCH		7.9	5	0.91 *J*	0.928 [1]	0.93 *J*
O-FACCUM	FB0086	F28	8/11/1992	WPERCH		8.1	6	1.61 *J*		1.61 *J*
O-FACCUM	FB0087	F28	8/11/1992	WPERCH		8.7	NA	1.19 *J*		1.19 *J*
O-FACCUM	FB0110	F30	8/12/1992	WPERCH		8.9	4	1.43 *J*	1.468 [1]	1.47 *J*
O-FACCUM	FB0111	F30	8/12/1992	WPERCH		8.1	6	0.73		0.73
O-FACCUM	FB0112	F30	8/12/1992	WPERCH		9.1	5	1.83		1.83
O-FACCUM	FB0113	F30	8/12/1992	WPERCH		8.3	5	2.04 *J*		2.04 *J*
O-FACCUM	FB0215	F28	9/14/1992	WPERCH		8.3	4	1.58 *J*		1.58 *J*
O-FACCUM	FB0216	F28	9/14/1992	WPERCH		8.2	4	1.62		1.62
ONONMET	2294	SO12	7/5/1994	SMB		12.0	3		0.67	0.67
ONONMET	2315	SO12	7/7/1994	SMB		12.0	NA		0.80	0.80
ONONMET	2324	SO12	7/13/1994	SMB		14.0	6		0.78	0.78
ONONMET	2326	SO12	7/13/1994	SMB		14.0	6		0.99	0.99
ONONMET	2312	SO12	7/7/1994	SMB		11.5	3		0.62	0.62
ONONMET	2313	SO12	7/7/1994	SMB		11.5	3		0.61	0.61
ONONMET	2314	SO12	7/7/1994	SMB		11.6	3		0.62	0.62

Table A-1A. (cont.)

Survey	Sample Number	Survey Station	Date	Species	Duplicates	Length (in)	Age (yrs)	Methyl-mercury (mg/kg-ww)	Total Mercury (mg/kg-ww)	Mercury Concentration Used in Risk Assessment (mg/kg-ww)
ONONMET	2292	SO12	7/5/1994	SMB		11.7	4		0.63	0.63
ONONMET	2293	SO12	7/5/1994	SMB		11.8	4		0.63	0.63
ONONMET	2295	SO12	7/5/1994	SMB		12.1	4		0.65	0.65
ONONMET	2316	SO12	7/7/1994	SMB		12.2	5		0.66	0.66
ONONMET	2322	SO12	7/13/1994	SMB		12.8	8		0.84	0.84
ONONMET	2296	SO12	7/5/1994	SMB		13.1	4		0.77	0.77
ONONMET	2317	SO12	7/7/1994	SMB		13.6	5		0.72	0.72
ONONMET	2323	SO12	7/13/1994	SMB		13.9	5		0.95	0.95
ONONMET	2328	SO12	7/13/1994	SMB		14.1	6		1.00	1.00
ONONMET	2297	SO12	7/5/1994	SMB		14.2	5		0.77	0.77
ONONMET	2329	SO12	7/13/1994	SMB		14.2	5		0.89	0.89
ONONMET	2331	SO12	7/13/1994	SMB		14.2	6		0.87	0.87
ONONMET	2332	SO12	7/13/1994	SMB		14.3	5		0.93	0.93
ONONMET	2318	SO12	7/7/1994	SMB		14.4	5		0.84	0.84
ONONMET	2333	SO12	7/13/1994	SMB		14.4	7		0.82	0.82
ONONMET	2319	SO12	7/7/1994	SMB		14.6	5		0.80	0.80
ONONMET	2335	SO12	7/13/1994	SMB		14.6	6		0.87	0.87
ONONMET	2336	SO12	7/13/1994	SMB		14.7	7		1.01	1.01
ONONMET	2337	SO12	7/13/1994	SMB		14.7	7		1.04	1.04
ONONMET	2339	SO12	7/13/1994	SMB		15.4	7		1.20	1.20
ONONMET	2298	SO12	7/5/1994	SMB		15.9	7		0.93	0.93
ONONMET	2340	SO12	7/13/1994	SMB		16.1	8		1.43	1.43
ONONMET	2321	SO12	7/7/1994	SMB		17.4	8		2.30	2.30
ONONMET	2341	SO12	7/13/1994	SMB		18.6	7		1.10	1.10
ONONMET	2343	SO12	7/13/1994	SMB		19.2	8		1.01	1.01
O-STATE	ST00238	LAKE	7/10/1995	SMB		11.6	4		0.58	0.58
O-STATE	ST00183	LAKE	7/11/1995	SMB		11.8	4		0.99	0.99
O-STATE	ST00230	LAKE	7/10/1995	SMB		11.9	4		0.72	0.72
O-STATE	ST00227	LAKE	7/10/1995	SMB		12.1	4		0.65	0.65
O-STATE	ST00198	LAKE	7/12/1995	SMB		12.3	3		0.83	0.83
O-STATE	ST00180	LAKE	7/11/1995	SMB		12.4	4		0.85	0.85
O-STATE	ST00189	LAKE	7/11/1995	SMB		12.4	5		0.97	0.97

Table A-1A. (cont.)

Survey	Sample Number	Survey Station	Date	Species	Duplicates	Length (in)	Age (yrs)	Methyl-mercury (mg/kg-ww)	Total Mercury (mg/kg-ww)	Mercury Concentration Used in Risk Assessment (mg/kg-ww)
O-STATE	ST00184	LAKE	7/11/1995	SMB		12.6	4		0.85	0.85
O-STATE	ST00200	LAKE	7/12/1995	SMB		12.6	3		1.12	1.12
O-STATE	ST00228	LAKE	7/10/1995	SMB		12.7	4		0.96	0.96
O-STATE	ST00152	LAKE	7/12/1995	SMB		13.3	3		0.84	0.84
O-STATE	ST00176	LAKE	7/11/1995	SMB		13.8	4		0.84	0.84
O-STATE	ST00237	LAKE	7/10/1995	SMB		13.9	6		1.20	1.20
O-STATE	ST00197	LAKE	7/12/1995	SMB		13.9	5		0.99	0.99
O-STATE	ST00185	LAKE	7/11/1995	SMB		14.2	6		0.86	0.86
O-STATE	ST00300	LAKE	7/11/1995	SMB		14.2	3		1.71	1.71
O-STATE	ST00223	LAKE	7/10/1995	SMB		14.9	4		0.83	0.83
O-STATE	ST00186	LAKE	7/11/1995	SMB		15.0	7		1.09	1.09
O-STATE	ST00181	LAKE	7/11/1995	SMB		15.1	6		1.27	1.27
O-STATE	ST00298	LAKE	7/11/1995	SMB		15.4	4		1.06	1.06
O-STATE	ST00187	LAKE	7/11/1995	SMB		15.6	7		1.05	1.05
O-STATE	ST00195	LAKE	7/12/1995	SMB		15.6	7		1.72	1.72
O-STATE	ST00229	LAKE	7/10/1995	SMB		15.7	6		1.24	1.24
O-STATE	ST00226	LAKE	7/10/1995	SMB		15.7	6		1.57	1.57
O-STATE	ST00235	LAKE	7/10/1995	SMB		15.7	6		1.47	1.47
O-STATE	ST00233	LAKE	7/10/1995	SMB		15.8	6		1.23	1.23
O-STATE	ST00296	LAKE	7/11/1995	SMB		15.9	8		1.17	1.17
O-STATE	ST00194	LAKE	7/12/1995	SMB		16.0	6		0.70	0.70
O-STATE	ST00299	LAKE	7/11/1995	SMB		16.0	5		1.25	1.25
O-STATE	ST00190	LAKE	7/11/1995	SMB		16.8	6		1.59	1.59
O-STATE	ST00297	LAKE	7/11/1995	SMB		17.3	9		1.56	1.56
O-STATE	ST00295	LAKE	7/11/1995	SMB		18.0	7		1.95	1.95
O-STATE	ST00224	LAKE	7/10/1995	SMB		19.5	6		1.30	1.30
O-STATE	ST00290	LAKE	7/11/1995	WALLEYE		16.5	4		1.66	1.66
O-STATE	ST00155	LAKE	7/12/1995	WALLEYE		16.6	3		0.78	0.78
O-STATE	ST00249	LAKE	7/11/1995	WALLEYE		17.0	3		1.36	1.36
O-STATE	ST00250	LAKE	7/11/1995	WALLEYE		17.3	3		1.68	1.68
O-STATE	ST00243	LAKE	7/11/1995	WALLEYE		17.3	3		1.15	1.15
O-STATE	ST00222	LAKE	7/10/1995	WALLEYE		17.6	4		1.25	1.25

Table A-1A. (cont.)

Survey	Sample Number	Survey Station	Date	Species	Duplicates	Length (in)	Age (yrs)	Methyl-mercury (mg/kg-ww)	Total Mercury (mg/kg-ww)	Mercury Concentration Used in Risk Assessment (mg/kg-ww)
O-STATE	ST00239	LAKE	7/11/1995	WALLEYE		17.7	4		1.85	1.85
O-STATE	ST00245	LAKE	7/11/1995	WALLEYE		18.1	5		1.65	1.65
O-STATE	ST00244	LAKE	7/11/1995	WALLEYE		18.3	4		1.18	1.18
O-STATE	ST00247	LAKE	7/11/1995	WALLEYE		18.3	5		1.37	1.37
O-STATE	ST00248	LAKE	7/11/1995	WALLEYE		18.5	5		2.11	2.11
O-STATE	ST00241	LAKE	7/11/1995	WALLEYE		18.9	4		1.89	1.89
O-STATE	ST00242	LAKE	7/11/1995	WALLEYE		18.9	4		1.46	1.46
O-STATE	ST00246	LAKE	7/11/1995	WALLEYE		18.9	5		1.98	1.98
O-STATE	ST00289	LAKE	7/11/1995	WALLEYE		19.6	5		3.18	3.18
O-STATE	ST00240	LAKE	7/11/1995	WALLEYE		19.7	5		2.26	2.26
O-STATE	ST00221	LAKE	7/10/1995	WALLEYE		21.7	6		2.18	2.18
O-STATE	ST00291	LAKE	7/11/1995	WALLEYE		22.1	6		3.33	3.33
O-STATE	ST00220	LAKE	7/10/1995	WALLEYE		22.7	7		1.95	1.95
O-STATE	ST00292	LAKE	7/11/1995	WPERCH		6.7	2		0.48	0.48
O-STATE	ST00214	LAKE	7/10/1995	WPERCH		8.0	5		1.07	1.07
O-STATE	ST00215	LAKE	7/10/1995	WPERCH		8.4	4		0.97	0.97
O-STATE	ST00218	LAKE	7/10/1995	WPERCH		8.5	4		0.95	0.95
O-STATE	ST00294	LAKE	7/11/1995	WPERCH		8.7	3		0.81	0.81
O-STATE	ST00202	LAKE	7/10/1995	WPERCH		8.7	4		1.52	1.52
O-STATE	ST00210	LAKE	7/10/1995	WPERCH		8.9	4		0.62	0.62
O-STATE	ST00211	LAKE	7/10/1995	WPERCH		8.9	5		1.37	1.37
O-STATE	ST00293	LAKE	7/11/1995	WPERCH		9.1	3		1.06	1.06
O-STATE	ST00206	LAKE	7/10/1995	WPERCH		9.1	5		0.83	0.83
O-STATE	ST00219	LAKE	7/10/1995	WPERCH		9.1	5		0.67	0.67
O-STATE	ST00201	LAKE	7/10/1995	WPERCH		9.3	7		1.24	1.24
O-STATE	ST00213	LAKE	7/10/1995	WPERCH		9.3	4		1.37	1.37
O-STATE	ST00209	LAKE	7/10/1995	WPERCH		9.4	6		1.35	1.35
O-STATE	ST00205	LAKE	7/10/1995	WPERCH		9.5	5		0.98	0.98
O-STATE	ST00207	LAKE	7/10/1995	WPERCH		9.5	5		1.36	1.36
O-STATE	ST00217	LAKE	7/10/1995	WPERCH		9.5	6		1.63	1.63
O-STATE	ST00204	LAKE	7/10/1995	WPERCH		9.6	4		1.56	1.56
O-STATE	ST00216	LAKE	7/10/1995	WPERCH		9.6	7		1.29	1.29

Table A-1A. (cont.)

Survey	Sample Number	Survey Station	Date	Species	Duplicates	Length (in)	Age (yrs)	Methyl-mercury (mg/kg-ww)	Total Mercury (mg/kg-ww)	Mercury Concentration Used in Risk Assessment (mg/kg-ww)
O-STATE	ST00212	LAKE	7/10/1995	WPERCH		10.6	5		1.23	1.23
ONLK96HG	NYCD326	SO7	7/1/1996	LMB		12.0	3		0.63	0.63
ONLK96HG	NYCD340	SO7	7/2/1996	LMB		12.0	3		0.53	0.53
ONLK96HG	NYCD651	SO7	7/2/1996	LMB		12.0	4		0.57	0.57
ONLK96HG	NYCD338	SO7	7/2/1996	LMB		15.0	6		0.37	0.37
ONLK96HG	NYCD694	SO7	7/2/1996	LMB		15.0	5		0.76	0.76
ONLK96HG	NYCD342	SO7	7/2/1996	LMB		11.6	3		0.51	0.51
ONLK96HG	NYCD394	SO7	7/1/1996	LMB		11.8	3		0.69	0.69
ONLK96HG	NYCD393	SO7	7/1/1996	LMB		11.9	4		0.62	0.62
ONLK96HG	NYCD691	SO7	7/2/1996	LMB		11.9	4		0.68	0.68
ONLK96HG	NYCD953	SO7	7/2/1996	LMB		11.9	3		0.59	0.59
ONLK96HG	NYCD345	SO7	7/2/1996	LMB	D1	12.1	3		0.71	0.71
ONLK96HG	NYCD345	SO7	7/2/1996	LMB	D2	12.1	3		0.70	0.70
ONLK96HG	NYCD345-AVG	SO7	7/2/1996	LMB		12.1	3		0.71	0.71
ONLK96HG	NYCD327	SO7	7/1/1996	LMB		12.2	3		0.73	0.73
ONLK96HG	NYCD391	SO7	7/1/1996	LMB		12.2	4		0.63	0.63
ONLK96HG	NYCD699	SO7	7/2/1996	LMB		12.2	3		0.64	0.64
ONLK96HG	NYCD695	SO7	7/2/1996	LMB		12.3	4		0.56	0.56
ONLK96HG	NYCD348	SO7	7/2/1996	LMB		12.4	4		0.72	0.72
ONLK96HG	NYCD952	SO7	7/2/1996	LMB		12.4	3		0.69	0.69
ONLK96HG	NYCD692	SO7	7/2/1996	LMB		12.5	4		0.71	0.71
ONLK96HG	NYCD693	SO7	7/2/1996	LMB	D1	12.6	4		0.72	0.72
ONLK96HG	NYCD693-AVG	SO7	7/2/1996	LMB	D2	12.6	4		0.71	0.71
ONLK96HG	NYCD693	SO7	7/2/1996	LMB		12.6	4		0.71	0.71
ONLK96HG	NYCD956	SO7	7/2/1996	LMB		12.6	4		0.59	0.59
ONLK96HG	NYCD344	SO7	7/2/1996	LMB		12.8	4		0.62	0.62
ONLK96HG	NYCD350	SO7	7/2/1996	LMB		12.8	4		0.78	0.78
ONLK96HG	NYCD675	SO7	7/2/1996	LMB		12.8	3		0.86	0.86
ONLK96HG	NYCD336	SO7	7/2/1996	LMB		13.1	3		0.68	0.68
ONLK96HG	NYCD333	SO7	7/1/1996	LMB		13.2	3		0.48	0.48
ONLK96HG	NYCD396	SO7	7/1/1996	LMB		13.3	5		1.33	1.33
ONLK96HG	NYCD674	SO7	7/2/1996	LMB		13.5	5		0.31	0.31

Table A-1A. (cont.)

Survey	Sample Number	Survey Station	Date	Species	Duplicates	Length (in)	Age (yrs)	Methyl-mercury (mg/kg-ww)	Total Mercury (mg/kg-ww)	Mercury Concentration Used in Risk Assessment (mg/kg-ww)
ONLK96HG	NYCD951	SO7	7/2/1996	LMB		13.9	6		0.67	0.67
ONLK96HG	NYCD696	SO7	7/2/1996	LMB		14.1	5		0.76	0.76
ONLK96HG	NYCD698	SO7	7/2/1996	LMB		14.1	4		0.62	0.62
ONLK96HG	NYCD349	SO7	7/2/1996	LMB		14.4	6		0.80	0.80
ONLK96HG	NYCD392	SO7	7/1/1996	LMB		14.6	9		1.18	1.18
ONLK96HG	NYCD334	SO7	7/2/1996	LMB		14.7	5		0.85	0.85
ONLK96HG	NYCD960	SO7	7/2/1996	LMB		14.7	3		0.64	0.64
ONLK96HG	NYCD335	SO7	7/2/1996	LMB		15.5	7		0.83	0.83
ONLK96HG	NYCD337	SO7	7/2/1996	LMB		15.5	6		0.85	0.85
ONLK96HG	NYCD670	SO7	7/1/1996	SMB		12.0	2		0.75	0.75
ONLK96HG	NYCD360	SO7	6/27/1996	SMB		13.0	3		0.80	0.80
ONLK96HG	NYCD357	SO7	6/27/1996	SMB		14.0	4		1.15	1.15
ONLK96HG	NYCD370	SO7	7/2/1996	SMB		16.0	6		1.09	1.09
ONLK96HG	NYCD908	SO7	7/8/1996	SMB		17.0	8		1.73	1.73
ONLK96HG	NYCD671	SO7	7/1/1996	SMB		11.7	2		0.94	0.94
ONLK96HG	NYCD380	SO7	7/2/1996	SMB		11.8	3		0.89	0.89
ONLK96HG	NYCD352	SO7	6/27/1996	SMB	D1	12.1	4		0.74	0.74
ONLK96HG	NYCD352	SO7	6/27/1996	SMB	D2	12.1	4		0.74	0.74
ONLK96HG	NYCD352-AVG	SO7	6/27/1996	SMB		12.1	4		0.74	0.74
ONLK96HG	NYCD668	SO7	7/1/1996	SMB		12.1	2		0.58	0.58
ONLK96HG	NYCD378	SO7	7/2/1996	SMB		12.5	3		0.88	0.88
ONLK96HG	NYCD361	SO7	6/27/1996	SMB		13.2	4		0.71	0.71
ONLK96HG	NYCD373	SO7	7/2/1996	SMB		13.2	3		1.00	1.00
ONLK96HG	NYCD377	SO7	7/2/1996	SMB		13.3	3		0.87	0.87
ONLK96HG	NYCD359	SO7	6/27/1996	SMB		13.4	4		0.95	0.95
ONLK96HG	NYCD374	SO7	7/2/1996	SMB		13.4	4		1.01	1.01
ONLK96HG	NYCD354	SO7	6/27/1996	SMB		13.8	4		0.88	0.88
ONLK96HG	NYCD379	SO7	7/2/1996	SMB		13.8	5		1.00	1.00
ONLK96HG	NYCD669	SO7	7/1/1996	SMB		13.8	3		1.24	1.24
ONLK96HG	NYCD363	SO7	6/27/1996	SMB		13.9	3		0.86	0.86
ONLK96HG	NYCD375	SO7	7/2/1996	SMB		13.9	4		1.16	1.16
ONLK96HG	NYCD381	SO7	7/2/1996	SMB		13.9	3		0.67	0.67

Table A-1A. (cont.)

Survey	Sample Number	Survey Station	Date	Species	Duplicates	Length (in)	Age (yrs)	Methyl-mercury (mg/kg-ww)	Total Mercury (mg/kg-ww)	Mercury Concentration Used in Risk Assessment (mg/kg-ww)
ONLK96HG	NYCD364	SO7	6/27/1996	SMB		14.2	4		1.10	1.10
ONLK96HG	NYCD382	SO7	7/2/1996	SMB	D1	14.2	3		0.69	0.69
ONLK96HG	NYCD382	SO7	7/2/1996	SMB	D2	14.2	3		0.69	0.69
ONLK96HG	NYCD382-AVG	SO7	7/2/1996	SMB		14.2	3		0.69	0.69
ONLK96HG	NYCD385	SO7	7/2/1996	SMB		14.2	3		0.75	0.75
ONLK96HG	NYCD910	SO7	7/8/1996	SMB		14.3	4		0.88	0.88
ONLK96HG	NYCD911	SO7	7/8/1996	SMB		14.4	4		1.14	1.14
ONLK96HG	NYCD369	SO7	7/2/1996	SMB		14.5	4		0.90	0.90
ONLK96HG	NYCD356	SO7	6/27/1996	SMB		14.6	4		0.72	0.72
ONLK96HG	NYCD372	SO7	7/2/1996	SMB		14.7	4		1.34	1.34
ONLK96HG	NYCD371	SO7	7/2/1996	SMB		15.2	6		1.31	1.31
ONLK96HG	NYCD358	SO7	6/27/1996	SMB		15.3	5		1.07	1.07
ONLK96HG	NYCD904	SO7	7/8/1996	SMB		15.3	5		0.95	0.95
ONLK96HG	NYCD907	SO7	7/8/1996	SMB		15.3	4		1.04	1.04
ONLK96HG	NYCD362	SO7	6/27/1996	SMB		15.5	4		1.19	1.19
ONLK96HG	NYCD366	SO7	7/2/1996	SMB		15.5	5		1.12	1.12
ONLK96HG	NYCD667	SO7	7/1/1996	SMB		15.5	5		1.28	1.28
ONLK96HG	NYCD906	SO7	7/8/1996	SMB		15.6	5		1.35	1.35
ONLK96HG	NYCD909	SO7	7/8/1996	SMB		16.3	8		0.85	0.85
ONLK96HG	NYCD353	SO7	6/27/1996	SMB		16.4	6		1.07	1.07
ONLK96HG	NYCD905	SO7	7/8/1996	SMB		16.4	7		0.81	0.81
ONLK96HG	NYCD351	SO7	6/27/1996	SMB		16.5	7		1.30	1.30
ONLK96HG	NYCD365	SO7	7/2/1996	SMB		16.6	6		1.17	1.17
ONLK96HG	NYCD368	SO7	7/2/1996	SMB		16.7	6		1.32	1.32
ONLK96HG	NYCD903	SO7	7/8/1996	SMB		17.2	7		1.26	1.26
ONLK96HG	NYCD902	SO7	7/8/1996	SMB		17.3	6		1.40	1.40
ONLK96HG	NYCD355	SO7	6/27/1996	SMB		17.6	7		1.65	1.65
ONLK96HG	NYCD367	SO7	7/2/1996	SMB	D1	17.8	8		1.23	1.23
ONLK96HG	NYCD367	SO7	7/2/1996	SMB	D2	17.8	8		1.06	1.06
ONLK96HG	NYCD367-AVG	SO7	7/2/1996	SMB		17.8	8		1.15	1.15
ONOHG97	7T4564	SO7	6/30/1997	LMB		11.6	5		0.83	0.83
ONOHG97	7T4574	SO7	6/30/1997	LMB		11.7	4		0.85	0.85

Table A-1A. (cont.)

Survey	Sample Number	Survey Station	Date	Species	Duplicates	Length (in)	Age (yrs)	Methyl-mercury (mg/kg-ww)	Total Mercury (mg/kg-ww)	Mercury Concentration Used in Risk Assessment (mg/kg-ww)
ONOHG97	7T4571	SO7	6/30/1997	LMB		11.9	5		0.70	0.70
ONOHG97	7T4565	SO7	6/30/1997	LMB		12.0	5		0.82	0.82
ONOHG97	7T4573	SO7	6/30/1997	LMB		12.0	6		1.01	1.01
ONOHG97	7T4563	SO7	6/30/1997	LMB		12.5	6		0.78	0.78
ONOHG97	7T4572	SO7	6/30/1997	LMB		12.8	8		0.83	0.83
ONOHG97	7T4558	SO7	6/30/1997	LMB		13.3	8		0.45	0.45
ONOHG97	7T4562	SO7	6/30/1997	LMB		13.9	7		0.90	0.90
ONOHG97	7T4559	SO7	6/30/1997	LMB		14.6	10		1.01	1.01
ONOHG97	7T4575	SO7	6/30/1997	LMB		15.3	12		1.21	1.21
ONOHG97	7T4560	SO7	6/30/1997	LMB		15.5	9		1.01	1.01
ONOHG97	7T4566	SO7	6/30/1997	LMB		15.7	9		0.92	0.92
ONOHG97	7T4556	SO7	6/30/1997	LMB		17.1	NA		1.27	1.27
ONOHG97	7T4557	SO7	6/30/1997	LMB		18.1	NA		1.48	1.48
ONOHG97	7T4561	SO7	6/30/1997	LMB		18.3	12		1.39	1.39
ONOHG97	7T4681	SO7	6/30/1997	SMB		11.5	3		0.89	0.89
ONOHG97	7T2890	SO7	7/1/1997	SMB		11.7	3		0.92	0.92
ONOHG97	7T4679	SO7	6/30/1997	SMB		11.7	3		1.00	1.00
ONOHG97	7T4137	SO7	7/1/1997	SMB		11.8	5		0.87	0.87
ONOHG97	7T4273	SO7	7/1/1997	SMB		12.0	4		0.84	0.84
ONOHG97	7T2889	SO7	7/1/1997	SMB		12.2	3		0.83	0.83
ONOHG97	7T4142	SO7	7/3/1997	SMB		12.2	4		1.21	1.21
ONOHG97	7T4678	SO7	6/30/1997	SMB		12.6	3		1.09	1.09
ONOHG97	7T2888	SO7	7/1/1997	SMB		12.7	4		0.96	0.96
ONOHG97	7T4680	SO7	6/30/1997	SMB		12.8	4		1.26	1.26
ONOHG97	7T4689	SO7	6/30/1997	SMB		12.9	3		1.01	1.01
ONOHG97	7T4691	SO7	6/30/1997	SMB		12.9	3		0.98	0.98
ONOHG97	7T4144	SO7	7/3/1997	SMB		13.0	9		1.34	1.34
ONOHG97	7T4271	SO7	7/1/1997	SMB		13.0	4		1.08	1.08
ONOHG97	7T4270	SO7	7/1/1997	SMB		13.2	4		1.01	1.01
ONOHG97	7T2892	SO7	7/1/1997	SMB		13.3	4		0.91	0.91
ONOHG97	7T4145	SO7	7/3/1997	SMB		13.4	8		1.01	1.01
ONOHG97	7T4268	SO7	7/1/1997	SMB		13.6	4		1.13	1.13

Table A-1A. (cont.)

Survey	Sample Number	Survey Station	Date	Species	Duplicates	Length (in)	Age (yrs)	Methyl-mercury (mg/kg-ww)	Total Mercury (mg/kg-ww)	Mercury Concentration Used in Risk Assessment (mg/kg-ww)
ONOHG97	7T4275	SO7	7/1/1997	SMB		13.6	5		0.85	0.85
ONOHG97	7T4693	SO7	6/30/1997	SMB		13.7	4		1.39	1.39
ONOHG97	7T2893	SO7	7/1/1997	SMB	D1	13.8	5		1.07	1.07
ONOHG97	7T2893	SO7	7/1/1997	SMB	D2	13.8	5		0.96	0.96
ONOHG97	7T2893-AVG	SO7	7/1/1997	SMB		13.8	5		1.02	1.02
ONOHG97	7T2897	SO7	7/1/1997	SMB		13.8	4		0.82	0.82
ONOHG97	7T4682	SO7	6/30/1997	SMB		13.8	4		1.12	1.12
ONOHG97	7T4272	SO7	7/1/1997	SMB		13.9	5		1.36	1.36
ONOHG97	7T4690	SO7	6/30/1997	SMB		13.9	4		1.00	1.00
ONOHG97	7T4683	SO7	6/30/1997	SMB		14.0	4		1.15	1.15
ONOHG97	7T4146	SO7	7/3/1997	SMB		14.1	8		1.22	1.22
ONOHG97	7T4685	SO7	6/30/1997	SMB		14.3	5		1.14	1.14
ONOHG97	7T4677	SO7	6/30/1997	SMB		14.5	5		1.40	1.40
ONOHG97	7T4688	SO7	6/30/1997	SMB		14.6	4		0.97	0.97
ONOHG97	7T4139	SO7	7/1/1997	SMB	D1	14.8	8		1.08	1.08
ONOHG97	7T4139	SO7	7/1/1997	SMB	D2	14.8	8		1.30	1.30
ONOHG97	7T4139-AVG	SO7	7/1/1997	SMB		14.8	8		1.19	1.19
ONOHG97	7T4266	SO7	7/1/1997	SMB		15.3	4		1.27	1.27
ONOHG97	7T4684	SO7	6/30/1997	SMB		15.4	5		1.19	1.19
ONOHG97	7T4140	SO7	7/1/1997	SMB		15.5	10		1.47	1.47
ONOHG97	7T4141	SO7	7/1/1997	SMB		15.5	7		1.52	1.52
ONOHG97	7T4136	SO7	7/1/1997	SMB		15.6	9		1.22	1.22
ONOHG97	7T4692	SO7	6/30/1997	SMB	D1	15.7	5		1.02	1.02
ONOHG97	7T4692	SO7	6/30/1997	SMB	D2	15.7	5		1.09	1.09
ONOHG97	7T4692-AVG	SO7	6/30/1997	SMB		15.7	5		1.06	1.06
ONOHG97	7T4138	SO7	7/1/1997	SMB		15.9	7		1.34	1.34
ONOHG97	7T2896	SO7	7/1/1997	SMB		16.0	6		1.09	1.09
ONOHG97	7T2891	SO7	7/1/1997	SMB		16.9	6		1.33	1.33
ONOHG97	7T2894	SO7	7/1/1997	SMB		17.4	8		1.80	1.80
ONOHG97	7T2895	SO7	7/1/1997	SMB		17.4	7		1.62	1.62
ONOHG97	7T4676	SO7	6/30/1997	SMB		17.6	8		1.42	1.42
ONOHG97	7T4652	SO7	6/30/1997	WPERCH		10.0	5		1.20	1.20

Table A-1A. (cont.)

Survey	Sample Number	Survey Station	Date	Species	Duplicates	Length (in)	Age (yrs)	Methyl-mercury (mg/kg-ww)	Total Mercury (mg/kg-ww)	Mercury Concentration Used in Risk Assessment (mg/kg-ww)
ONOHG97	7T4655	SO7	6/30/1997	WPERCH		10.0	5		1.63	1.63
ONOHG97	7T4698	SO7	6/30/1997	WPERCH		10.3	7		1.36	1.36
ONOHG97	7T4654	SO7	6/30/1997	WPERCH		10.4	6		1.35	1.35
ONOHG97	7T4651	SO7	6/30/1997	WPERCH		10.5	7		1.27	1.27
ONOHG97	7T4653	SO7	6/30/1997	WPERCH		10.5	6		1.34	1.34
ONOHG97	7T4700	SO7	6/30/1997	WPERCH		10.5	6		1.38	1.38
ONOHG97	7T4695	SO7	6/30/1997	WPERCH		10.9	6		1.87	1.87
ONOHG97	7T4697	SO7	6/30/1997	WPERCH		11.1	7		1.51	1.51
ONOHG97	7T4699	SO7	6/30/1997	WPERCH		11.6	8		1.61	1.61
ONOHG97	7T4696	SO7	6/30/1997	WPERCH		11.9	8		2.02	2.02
ONOHG97	7T4694	SO7	6/30/1997	WPERCH		12.1	8		1.64	1.64
ONON98HG	774638	SO7	7/28/1998	CATFISH		14.8	NA		0.36	0.36
ONON98HG	774640	SO7	7/28/1998	CATFISH		14.8	NA		0.61	0.61
ONON98HG	774639	SO7	7/28/1998	CATFISH		17.6	NA		0.34	0.34
ONON98HG	774637	SO7	7/28/1998	CATFISH		17.8	NA		0.79	0.79
ONON98HG	774636	SO7	7/28/1998	CATFISH		18.2	NA		0.72	0.72
ONON98HG	130846	SO7	6/18/1998	LMB		13.0	6		0.90	0.90
ONON98HG	130859	SO7	6/18/1998	LMB		13.0	7		0.84	0.84
ONON98HG	130557	SO7	6/22/1998	LMB		15.0	8		1.21	1.21
ONON98HG	130866	SO7	6/18/1998	LMB		11.6	5		0.62	0.62
ONON98HG	130860	SO7	6/18/1998	LMB		11.7	5		0.70	0.70
ONON98HG	130556	SO7	6/22/1998	LMB		12.1	7		1.15	1.15
ONON98HG	130797	SO7	6/17/1998	LMB		12.2	5		0.94	0.94
ONON98HG	130842	SO7	6/18/1998	LMB		12.2	5		0.82	0.82
ONON98HG	130864	SO7	6/18/1998	LMB		12.4	5		0.72	0.72
ONON98HG	130816	SO7	6/17/1998	LMB		12.5	4		0.91	0.91
ONON98HG	130805	SO7	6/17/1998	LMB		12.6	4		0.69	0.69
ONON98HG	130559	SO7	6/22/1998	LMB		13.1	7		0.82	0.82
ONON98HG	130844	SO7	6/18/1998	LMB		13.1	5		0.87	0.87
ONON98HG	130800	SO7	6/17/1998	LMB		13.3	6		1.15	1.15
ONON98HG	130862	SO7	6/18/1998	LMB		13.3	6		0.93	0.93
ONON98HG	130812	SO7	6/17/1998	LMB		13.5	6		0.89	0.89

Table A-1A. (cont.)

Survey	Sample Number	Survey Station	Date	Species	Duplicates	Length (in)	Age (yrs)	Methyl-mercury (mg/kg-ww)	Total Mercury (mg/kg-ww)	Mercury Concentration Used in Risk Assessment (mg/kg-ww)
ONON98HG	130814	SO7	6/17/1998	LMB		13.5	4		0.95	0.95
ONON98HG	130840	SO7	6/18/1998	LMB		13.5	6		0.71	0.71
ONON98HG	130841	SO7	6/18/1998	LMB		13.6	6		0.95	0.95
ONON98HG	130843	SO7	6/18/1998	LMB		13.6	7		1.18	1.18
ONON98HG	130802	SO7	6/17/1998	LMB		13.7	5		1.02	1.02
ONON98HG	130873	SO7	6/18/1998	LMB		13.7	5		0.73	0.73
ONON98HG	130845	SO7	6/18/1998	LMB		13.8	5		0.95	0.95
ONON98HG	130558	SO7	6/22/1998	LMB		13.9	7		0.89	0.89
ONON98HG	130850	SO7	6/18/1998	LMB		13.9	5		1.08	1.08
ONON98HG	130849	SO7	6/18/1998	LMB		14.1	6		0.88	0.88
ONON98HG	130855	SO7	6/18/1998	LMB		14.1	7		1.14	1.14
ONON98HG	130861	SO7	6/18/1998	LMB		14.1	7		1.35	1.35
ONON98HG	130798	SO7	6/17/1998	LMB		14.2	5		0.88	0.88
ONON98HG	130810	SO7	6/17/1998	LMB		14.2	5		0.88	0.88
ONON98HG	130848	SO7	6/18/1998	LMB		14.2	6		1.36	1.36
ONON98HG	130801	SO7	6/17/1998	LMB		14.5	6		1.12	1.12
ONON98HG	130811	SO7	6/17/1998	LMB		14.5	4		1.24	1.24
ONON98HG	130839	SO7	6/18/1998	LMB		14.5	7		0.91	0.91
ONON98HG	130806	SO7	6/17/1998	LMB		14.8	4		1.21	1.21
ONON98HG	130804	SO7	6/17/1998	LMB		14.9	5		1.14	1.14
ONON98HG	130807	SO7	6/17/1998	LMB		14.9	5		1.12	1.12
ONON98HG	130803	SO7	6/17/1998	LMB		15.6	6		0.86	0.86
ONON98HG	130808	SO7	6/17/1998	LMB		15.6	5		1.04	1.04
ONON98HG	130554	SO7	6/22/1998	LMB		15.7	9		1.15	1.15
ONON98HG	130555	SO7	6/22/1998	LMB		16.1	10		1.06	1.06
ONON98HG	130799	SO7	6/17/1998	LMB		16.1	8		1.05	1.05
ONON98HG	774635	SO7	7/28/1998	LMB		16.4	8		1.24	1.24
ONON98HG	130809	SO7	6/17/1998	LMB		16.9	6		1.20	1.20
ONON98HG	130567	SO7	6/22/1998	NPIKE		35.5	7		1.27	1.27
ONON98HG	130868	SO7	6/18/1998	SMB		12.0	4		0.87	0.87
ONON98HG	130883	SO7	6/18/1998	SMB		13.0	5		0.95	0.95
ONON98HG	130564	SO7	6/22/1998	SMB		14.0	7		1.18	1.18

Table A-1A. (cont.)

Survey	Sample Number	Survey Station	Date	Species	Duplicates	Length (in)	Age (yrs)	Methyl-mercury (mg/kg-ww)	Total Mercury (mg/kg-ww)	Mercury Concentration Used in Risk Assessment (mg/kg-ww)
ONON98HG	130828	SO7	6/17/1998	SMB		11.6	4		0.59	0.59
ONON98HG	130870	SO7	6/18/1998	SMB		11.7	4		0.76	0.76
ONON98HG	130875	SO7	6/18/1998	SMB		11.7	5		0.68	0.68
ONON98HG	130887	SO7	6/18/1998	SMB		11.9	NA		0.65	0.65
ONON98HG	130877	SO7	6/18/1998	SMB		12.2	4		0.82	0.82
ONON98HG	130878	SO7	6/18/1998	SMB		12.6	5		0.95	0.95
ONON98HG	130822	SO7	6/17/1998	SMB		12.9	5		0.92	0.92
ONON98HG	130826	SO7	6/17/1998	SMB		12.9	4		0.77	0.77
ONON98HG	130852	SO7	6/18/1998	SMB		13.3	4		0.91	0.91
ONON98HG	130563	SO7	6/22/1998	SMB		13.4	7		1.43	1.43
ONON98HG	130565	SO7	6/22/1998	SMB		13.6	6		0.93	0.93
ONON98HG	130824	SO7	6/17/1998	SMB		13.6	5		1.00	1.00
ONON98HG	130876	SO7	6/18/1998	SMB		13.7	6		0.90	0.90
ONON98HG	130825	SO7	6/17/1998	SMB		13.8	6		0.95	0.95
ONON98HG	130817	SO7	6/17/1998	SMB		14.1	5		1.35	1.35
ONON98HG	130851	SO7	6/18/1998	SMB		14.1	6		0.81	0.81
ONON98HG	130856	SO7	6/18/1998	SMB		14.1	6		0.69	0.69
ONON98HG	130854	SO7	6/18/1998	SMB		14.2	6		0.98	0.98
ONON98HG	130872	SO7	6/18/1998	SMB		14.2	5		0.86	0.86
ONON98HG	130823	SO7	6/17/1998	SMB		14.4	7		1.43	1.43
ONON98HG	130566	SO7	6/22/1998	SMB		14.6	7		1.31	1.31
ONON98HG	130871	SO7	6/18/1998	SMB		14.6	5		1.02	1.02
ONON98HG	130874	SO7	6/18/1998	SMB		14.7	4		0.49	0.49
ONON98HG	130562	SO7	6/22/1998	SMB		15.1	7		1.06	1.06
ONON98HG	130821	SO7	6/17/1998	SMB		15.1	5		1.15	1.15
ONON98HG	130820	SO7	6/17/1998	SMB		15.2	6		1.12	1.12
ONON98HG	130881	SO7	6/18/1998	SMB		15.2	5		0.81	0.81
ONON98HG	130560	SO7	6/22/1998	SMB		15.4	8		1.26	1.26
ONON98HG	130853	SO7	6/18/1998	SMB		15.5	5		1.13	1.13
ONON98HG	130882	SO7	6/18/1998	SMB		15.5	4		0.53	0.53
ONON98HG	130857	SO7	6/18/1998	SMB		15.7	6		1.46	1.46
ONON98HG	130819	SO7	6/17/1998	SMB		15.9	7		1.26	1.26

Table A-1A. (cont.)

Survey	Sample Number	Survey Station	Date	Species	Duplicates	Length (in)	Age (yrs)	Methyl-mercury (mg/kg-ww)	Total Mercury (mg/kg-ww)	Mercury Concentration Used in Risk Assessment (mg/kg-ww)
ONON98HG	130561	SO7	6/22/1998	SMB		16.1	8		1.26	1.26
ONON98HG	130818	SO7	6/17/1998	SMB		16.6	7		0.92	0.92
ONON98HG	130880	SO7	6/18/1998	SMB		17.3	6		1.58	1.58
ONON98HG	130889	SO7	6/18/1998	WALLEYE		16.8	NA		1.02	1.02
ONON98HG	130553	SO7	6/22/1998	WALLEYE		18.8	5		1.54	1.54
ONON98HG	130795	SO7	6/17/1998	WALLEYE		22.9	8		2.50	2.50
ONON98HG	130796	SO7	6/17/1998	WALLEYE		23.3	5		2.16	2.16
ONON98HG	130794	SO7	6/17/1998	WALLEYE		23.7	8		2.37	2.37
ONON98HG	130836	SO7	6/17/1998	WPERCH		6.3	2		0.77	0.77
ONON98HG	130551	SO7	6/18/1998	WPERCH		6.4	NA		0.76	0.76
ONON98HG	130900	SO7	6/18/1998	WPERCH		6.4	NA		0.66	0.66
ONON98HG	130833	SO7	6/17/1998	WPERCH		6.5	3		0.67	0.67
ONON98HG	130895	SO7	6/18/1998	WPERCH		6.5	NA		0.77	0.77
ONON98HG	130837	SO7	6/17/1998	WPERCH		6.6	2		0.65	0.65
ONON98HG	130898	SO7	6/18/1998	WPERCH		6.6	NA		0.68	0.68
ONON98HG	130834	SO7	6/17/1998	WPERCH		6.7	3		0.90	0.90
ONON98HG	130835	SO7	6/17/1998	WPERCH		6.7	2		0.67	0.67
ONON98HG	130838	SO7	6/17/1998	WPERCH		6.7	2		0.69	0.69
ONON98HG	130897	SO7	6/18/1998	WPERCH		6.7	NA		0.68	0.68
ONON98HG	130899	SO7	6/18/1998	WPERCH		6.7	NA		0.82	0.82
ONON98HG	130552	SO7	6/18/1998	WPERCH		6.8	NA		0.17	0.17
ONON98HG	130896	SO7	6/18/1998	WPERCH		6.9	NA		0.73	0.73
ONON98HG	130894	SO7	6/18/1998	WPERCH		7.0	NA		0.78	0.78
ONON98HG	130890	SO7	6/18/1998	WPERCH		7.2	NA		0.16	0.16
ONON98HG	130892	SO7	6/18/1998	WPERCH		7.2	NA		0.30	0.30
ONON98HG	130893	SO7	6/18/1998	WPERCH		7.2	NA		0.25	0.25
ONON98HG	130891	SO7	6/18/1998	WPERCH		8.7	NA		0.67	0.67
ONON99HG	138741	SO7	7/7/1999	CARP		18.0	NA		0.36	0.36
ONON99HG	138743	SO7	7/7/1999	CARP		23.2	NA		1.14	1.14
ONON99HG	138742	SO7	7/7/1999	CARP		24.8	NA		0.54	0.54
ONON99HG	138709	SO7	6/24/1999	CARP		26.3	NA		0.74	0.74
ONON99HG	138744	SO7	7/7/1999	CARP		26.4	NA		0.36	0.36

Table A-1A. (cont.)

Survey	Sample Number	Survey Station	Date	Species	Duplicates	Length (in)	Age (yrs)	Methyl-mercury (mg/kg-ww)	Total Mercury (mg/kg-ww)	Mercury Concentration Used in Risk Assessment (mg/kg-ww)
ONON99HG	138773	SO7	7/16/1999	CATFISH		17.6	NA		0.44	0.44
ONON99HG	138708	SO7	6/24/1999	CATFISH		18.1	NA		1.02	1.02
ONON99HG	138745	SO7	7/7/1999	CATFISH		18.3	NA		1.31	1.31
ONON99HG	138784	SO7	7/16/1999	CATFISH		18.9	NA		0.49	0.49
ONON99HG	138783	SO7	7/16/1999	CATFISH		21.5	NA		0.37	0.37
ONON99HG	138739	SO7	6/30/1999	LMB		13.0	4		1.18	1.18
ONON99HG	138751	SO7	7/7/1999	LMB		14.0	4		1.67	1.67
ONON99HG	138760	SO7	7/7/1999	LMB		14.0	5		1.41	1.41
ONON99HG	138728	SO7	6/30/1999	LMB		16.0	6		1.20	1.20
ONON99HG	138752	SO7	7/7/1999	LMB		12.4	4		1.38	1.38
ONON99HG	138753	SO7	7/7/1999	LMB		12.5	4		1.65	1.65
ONON99HG	138738	SO7	6/30/1999	LMB		12.6	4		1.24	1.24
ONON99HG	138759	SO7	7/7/1999	LMB		12.7	4		1.47	1.47
ONON99HG	138607	SO7	6/24/1999	LMB		13.1	5		1.01	1.01
ONON99HG	138613	SO7	6/24/1999	LMB		13.2	4		1.40	1.40
ONON99HG	138757	SO7	7/7/1999	LMB		13.3	4		1.55	1.55
ONON99HG	138605	SO7	6/24/1999	LMB		13.5	4		1.27	1.27
ONON99HG	138762	SO7	7/7/1999	LMB		13.6	6		1.35	1.35
ONON99HG	138612	SO7	6/24/1999	LMB		13.7	4		1.04	1.04
ONON99HG	138786	SO7	7/14/1999	LMB		13.8	6		0.60	0.60
ONON99HG	138731	SO7	6/30/1999	LMB		14.2	4		1.29	1.29
ONON99HG	138737	SO7	6/30/1999	LMB		14.2	4		1.55	1.55
ONON99HG	138610	SO7	6/24/1999	LMB		14.3	6		1.23	1.23
ONON99HG	138736	SO7	6/30/1999	LMB		14.4	5		1.36	1.36
ONON99HG	138758	SO7	7/7/1999	LMB		14.4	4		1.71	1.71
ONON99HG	138733	SO7	6/30/1999	LMB		14.6	5		1.49	1.49
ONON99HG	138730	SO7	6/30/1999	LMB		14.7	5		1.56	1.56
ONON99HG	138734	SO7	6/30/1999	LMB		14.9	5		1.30	1.30
ONON99HG	138603	SO7	6/24/1999	LMB		15.1	8		1.31	1.31
ONON99HG	138735	SO7	6/30/1999	LMB		15.2	6		1.40	1.40
ONON99HG	138729	SO7	6/30/1999	LMB		15.4	6		1.25	1.25
ONON99HG	138611	SO7	6/24/1999	LMB		15.6	6		1.62	1.62

Table A-1A. (cont.)

Survey	Sample Number	Survey Station	Date	Species	Duplicates	Length (in)	Age (yrs)	Methyl-mercury (mg/kg-ww)	Total Mercury (mg/kg-ww)	Mercury Concentration Used in Risk Assessment (mg/kg-ww)
ONON99HG	138609	SO7	6/24/1999	LMB		15.9	5		1.22	1.22
ONON99HG	138755	SO7	7/7/1999	LMB		15.9	6		1.96	1.96
ONON99HG	138608	SO7	6/24/1999	LMB		16.3	7		1.35	1.35
ONON99HG	138602	SO7	6/24/1999	LMB		16.6	8		1.52	1.52
ONON99HG	138785	SO7	7/14/1999	LMB		16.6	7		1.70	1.70
ONON99HG	138604	SO7	6/24/1999	LMB		17.3	7		1.47	1.47
ONON99HG	138727	SO7	6/30/1999	LMB		17.3	7		2.02	2.02
ONON99HG	138726	SO7	6/30/1999	LMB		17.8	7		1.66	1.66
ONON99HG	138606	SO7	6/24/1999	LMB		18.3	9		1.58	1.58
ONON99HG	138601	SO7	6/24/1999	LMB		18.5	8		1.53	1.53
ONON99HG	138621	SO7	6/24/1999	SMB		15.0	5		1.51	1.51
ONON99HG	138713	SO7	6/30/1999	SMB		16.0	10		2.38	2.38
ONON99HG	138706	SO7	6/24/1999	SMB		11.5	4		0.93	0.93
ONON99HG	138772	SO7	7/7/1999	SMB		11.7	3		1.04	1.04
ONON99HG	138723	SO7	6/30/1999	SMB		11.8	4		1.03	1.03
ONON99HG	138770	SO7	7/7/1999	SMB		12.3	4		1.16	1.16
ONON99HG	138704	SO7	6/24/1999	SMB		12.5	4		1.01	1.01
ONON99HG	138725	SO7	6/30/1999	SMB		12.7	5		1.01	1.01
ONON99HG	138702	SO7	6/24/1999	SMB		12.8	4		1.07	1.07
ONON99HG	138778	SO7	7/14/1999	SMB		13.1	4		1.32	1.32
ONON99HG	138622	SO7	6/24/1999	SMB		13.2	4		1.38	1.38
ONON99HG	138624	SO7	6/24/1999	SMB		13.4	4		1.03	1.03
ONON99HG	138779	SO7	7/14/1999	SMB		13.9	5		1.47	1.47
ONON99HG	138777	SO7	7/14/1999	SMB		14.1	4		1.21	1.21
ONON99HG	138701	SO7	6/24/1999	SMB		14.2	5		1.43	1.43
ONON99HG	138774	SO7	7/14/1999	SMB		14.3	4		1.61	1.61
ONON99HG	138769	SO7	7/7/1999	SMB		14.5	6		1.40	1.40
ONON99HG	138722	SO7	6/30/1999	SMB		14.6	7		1.37	1.37
ONON99HG	138775	SO7	7/14/1999	SMB		14.6	5		1.92	1.92
ONON99HG	138714	SO7	6/30/1999	SMB		15.1	6		1.07	1.07
ONON99HG	138710	SO7	6/30/1999	SMB		15.3	6		1.14	1.14
ONON99HG	138765	SO7	7/7/1999	SMB		15.4	6		1.99	1.99

Table A-1A. (cont.)

Survey	Sample Number	Survey Station	Date	Species	Duplicates	Length (in)	Age (yrs)	Methyl-mercury (mg/kg-ww)	Total Mercury (mg/kg-ww)	Mercury Concentration Used in Risk Assessment (mg/kg-ww)
ONON99HG	138711	SO7	6/30/1999	SMB		15.6	6		1.55	1.55
ONON99HG	138771	SO7	7/7/1999	SMB		15.8	5		1.91	1.91
ONON99HG	138617	SO7	6/24/1999	SMB		15.9	5		2.43	2.43
ONON99HG	138768	SO7	7/7/1999	SMB		15.9	6		1.74	1.74
ONON99HG	138781	SO7	7/14/1999	SMB		16.1	6		2.18	2.18
ONON99HG	138620	SO7	6/24/1999	SMB		16.3	5		1.62	1.62
ONON99HG	138724	SO7	6/30/1999	SMB		16.4	6		1.85	1.85
ONON99HG	138618	SO7	6/24/1999	SMB		16.5	6		1.70	1.70
ONON99HG	138619	SO7	6/24/1999	SMB		16.5	6		1.26	1.26
ONON99HG	138776	SO7	7/14/1999	SMB		16.5	5		1.99	1.99
ONON99HG	138766	SO7	7/7/1999	SMB		16.6	5		1.87	1.87
ONON99HG	138717	SO7	6/30/1999	SMB		16.7	8		1.68	1.68
ONON99HG	138718	SO7	6/30/1999	SMB		16.8	6		1.93	1.93
ONON99HG	138780	SO7	7/14/1999	SMB		16.9	8		1.93	1.93
ONON99HG	138782	SO7	7/14/1999	SMB		16.9	6		2.13	2.13
ONON99HG	138720	SO7	6/30/1999	SMB		17.2	9		1.88	1.88
ONON99HG	138716	SO7	6/30/1999	SMB		17.3	9		1.95	1.95
ONON99HG	138615	SO7	6/24/1999	SMB		17.4	6		1.99	1.99
ONON99HG	138712	SO7	6/30/1999	SMB		17.5	9		1.66	1.66
ONON99HG	138721	SO7	6/30/1999	SMB		17.5	7		2.48	2.48
ONON99HG	138767	SO7	7/7/1999	SMB		17.5	7		1.85	1.85
ONON99HG	138719	SO7	6/30/1999	SMB		17.7	8		2.27	2.27
ONON99HG	138715	SO7	6/30/1999	SMB		18.1	8		1.88	1.88
ONON99HG	138616	SO7	6/24/1999	SMB		18.7	6		2.12	2.12
ONON99HG	138623	SO7	6/24/1999	SMB		21.9	6		1.13	1.13
ONON99HG	138750	SO7	7/7/1999	WPERCH		6.5	NA		0.80	0.80
ONON99HG	138747	SO7	7/7/1999	WPERCH		6.8	NA		0.66	0.66
ONON99HG	138749	SO7	7/7/1999	WPERCH		7.4	NA		1.00	1.00
ONON99HG	128748	SO7	7/7/1999	WPERCH		8.0	NA		1.00	1.00
ONON99HG	138746	SO7	7/7/1999	WPERCH		8.0	NA		0.83	0.83
ONON2A	WB0034F	5AHB	9/22/2000	BLUEGILL		7.4	3		0.44	0.44
ONON2A	WB0035F	5AHB	9/22/2000	BLUEGILL		6.9	4		0.23	0.23

Table A-1A. (cont.)

Survey	Sample Number	Survey Station	Date	Species	Duplicates	Length (in)	Age (yrs)	Methyl-mercury (mg/kg-ww)	Total Mercury (mg/kg-ww)	Mercury Concentration Used in Risk Assessment (mg/kg-ww)
ONON2A	WB0043F	5AHB	9/20/2000	CARP		22.2	7		0.43	0.43
ONON2A	WB0044F	5AHB	9/20/2000	CARP		23.7	8		0.38	0.38
ONON2A	WB0045F	5AHB	9/20/2000	CARP		22.6	7		0.46	0.46
ONON2A	WB0036F	MNMC	9/22/2000	CATFISH		21.1	12		0.66	0.66
ONON2A	WB0037F	MNMC	9/22/2000	CATFISH		19.8	9		0.54	0.54
NYSDEC-2000	9650532	LAKE	6/19/2000	LMB		11.7	3		0.68	0.68
NYSDEC-2000	9650576	LAKE	6/14/2000	LMB		11.9	3		0.98	0.98
NYSDEC-2000	9650577	LAKE	6/14/2000	LMB		11.9	4		0.93	0.93
NYSDEC-2000	9650533	LAKE	6/19/2000	LMB		12.0	3		0.73	0.73
NYSDEC-2000	9650580	LAKE	6/14/2000	LMB		12.0	4		1.03	1.03
NYSDEC-2000	9650578	LAKE	6/14/2000	LMB		12.1	4		0.72	0.72
NYSDEC-2000	9650531	LAKE	6/19/2000	LMB		12.2	4		0.69	0.69
NYSDEC-2000	9650575	LAKE	6/14/2000	LMB		12.4	4		0.71	0.71
NYSDEC-2000	9650536	LAKE	6/19/2000	LMB		12.4	4		0.71	0.71
NYSDEC-2000	9650563	LAKE	6/14/2000	LMB		12.4	4		0.91	0.91
NYSDEC-2000	9650552	LAKE	6/19/2000	LMB		12.6	4		0.90	0.90
NYSDEC-2000	9650566	LAKE	6/14/2000	LMB		12.8	4		1.18	1.18
NYSDEC-2000	9650539	LAKE	6/19/2000	LMB		12.8	4		0.74	0.74
NYSDEC-2000	9650538	LAKE	6/19/2000	LMB		13.0	4		1.18	1.18
NYSDEC-2000	9650570	LAKE	6/14/2000	LMB		13.0	4		1.49	1.49
NYSDEC-2000	9650545	LAKE	6/19/2000	LMB		13.2	4		0.93	0.93
NYSDEC-2000	9650561	LAKE	6/14/2000	LMB		13.2	4		1.43	1.43
NYSDEC-2000	9650527	LAKE	6/19/2000	LMB		13.2	5		1.26	1.26
NYSDEC-2000	9650567	LAKE	6/14/2000	LMB		13.4	4		1.07	1.07
NYSDEC-2000	9650547	LAKE	6/19/2000	LMB		13.4	4		0.92	0.92
NYSDEC-2000	9650568	LAKE	6/14/2000	LMB		13.5	4		1.06	1.06
NYSDEC-2000	9650534	LAKE	6/19/2000	LMB		13.6	4		1.23	1.23
NYSDEC-2000	9650541	LAKE	6/19/2000	LMB		13.8	4		1.02	1.02
NYSDEC-2000	9650529	LAKE	6/19/2000	LMB		14.0	4		1.00	1.00
NYSDEC-2000	9650530	LAKE	6/19/2000	LMB		14.0	4		1.37	1.37
NYSDEC-2000	9650549	LAKE	6/19/2000	LMB		14.0	4		1.02	1.02
NYSDEC-2000	9650571	LAKE	6/14/2000	LMB		14.1	4		1.22	1.22

Table A-1A. (cont.)

Survey	Sample Number	Survey Station	Date	Species	Duplicates	Length (in)	Age (yrs)	Methyl-mercury (mg/kg-ww)	Total Mercury (mg/kg-ww)	Mercury Concentration Used in Risk Assessment (mg/kg-ww)
NYSDEC-2000	9650535	LAKE	6/19/2000	LMB		14.1	4		1.50	1.50
NYSDEC-2000	9650528	LAKE	6/19/2000	LMB		14.2	4		1.21	1.21
NYSDEC-2000	9650540	LAKE	6/19/2000	LMB		14.2	4		1.14	1.14
NYSDEC-2000	9650542	LAKE	6/19/2000	LMB		14.2	4		0.81	0.81
NYSDEC-2000	9650572	LAKE	6/14/2000	LMB		14.3	4		1.30	1.30
NYSDEC-2000	9650565	LAKE	6/14/2000	LMB		14.3	4		1.17	1.17
NYSDEC-2000	9650551	LAKE	6/19/2000	LMB		14.3	5		0.91	0.91
NYSDEC-2000	9650544	LAKE	6/19/2000	LMB		15.0	5		1.10	1.10
NYSDEC-2000	9650546	LAKE	6/19/2000	LMB		15.0	5		1.02	1.02
NYSDEC-2000	9650573	LAKE	6/14/2000	LMB		15.4	5		1.89	1.89
NYSDEC-2000	9650543	LAKE	6/19/2000	LMB		15.6	5		0.93	0.93
NYSDEC-2000	9650564	LAKE	6/14/2000	LMB		15.7	5		1.35	1.35
NYSDEC-2000	9650526	LAKE	6/19/2000	LMB		15.7	5		1.42	1.42
NYSDEC-2000	9650548	LAKE	6/19/2000	LMB		15.7	5		1.28	1.28
NYSDEC-2000	9650553	LAKE	6/19/2000	LMB		16.3	5		1.44	1.44
NYSDEC-2000	9650553	LAKE	6/19/2000	LMB		16.3	5		1.46	1.46
NYSDEC-2000	138800	LAKE	6/19/2000	SMB		11.5	4		0.60	0.60
NYSDEC-2000	9650517	LAKE	6/14/2000	SMB		11.7	3		0.68	0.68
NYSDEC-2000	9650505	LAKE	6/14/2000	SMB		11.9	3		0.66	0.66
NYSDEC-2000	9650512	LAKE	6/14/2000	SMB		12.0	4		0.68	0.68
NYSDEC-2000	9650558	LAKE	6/19/2000	SMB		12.0	4		0.85	0.85
NYSDEC-2000	138789	LAKE	6/19/2000	SMB		12.0	4		0.83	0.83
NYSDEC-2000	9650511	LAKE	6/14/2000	SMB		12.3	4		0.90	0.90
NYSDEC-2000	138796	LAKE	6/19/2000	SMB		12.5	6		0.88	0.88
NYSDEC-2000	9650515	LAKE	6/14/2000	SMB		12.8	5		0.95	0.95
NYSDEC-2000	9650555	LAKE	6/19/2000	SMB		12.9	5		0.62	0.62
NYSDEC-2000	138795	LAKE	6/19/2000	SMB		12.9	4		0.58	0.58
NYSDEC-2000	9650523	LAKE	6/14/2000	SMB		13.6	4		1.14	1.14
NYSDEC-2000	138794	LAKE	6/19/2000	SMB		13.7	5		0.77	0.77
NYSDEC-2000	9650519	LAKE	6/14/2000	SMB		13.8	5		1.01	1.01
NYSDEC-2000	9650560	LAKE	6/19/2000	SMB		14.2	6		1.12	1.12
NYSDEC-2000	138793	LAKE	6/19/2000	SMB		14.2	5		1.11	1.11

Table A-1A. (cont.)

Survey	Sample Number	Survey Station	Date	Species	Duplicates	Length (in)	Age (yrs)	Methyl-mercury (mg/kg-ww)	Total Mercury (mg/kg-ww)	Mercury Concentration Used in Risk Assessment (mg/kg-ww)
NYSDEC-2000	9650509	LAKE	6/14/2000	SMB		14.2	5		1.00	1.00
NYSDEC-2000	138792	LAKE	6/19/2000	SMB		14.5	5		0.99	0.99
NYSDEC-2000	138792	LAKE	6/19/2000	SMB		14.5	5		1.03	1.03
NYSDEC-2000	138790	LAKE	6/19/2000	SMB		14.6	5		0.97	0.97
NYSDEC-2000	9650557	LAKE	6/19/2000	SMB		14.7	5		1.05	1.05
NYSDEC-2000	9650502	LAKE	6/14/2000	SMB		14.8	5		1.06	1.06
NYSDEC-2000	9650556	LAKE	6/19/2000	SMB		14.8	6		1.12	1.12
NYSDEC-2000	9650559	LAKE	6/19/2000	SMB		14.9	5		1.26	1.26
NYSDEC-2000	138787	LAKE	6/19/2000	SMB		15.7	8		1.48	1.48
NYSDEC-2000	138799	LAKE	6/19/2000	SMB		15.9	5		1.53	1.53

Notes:

[1] Total mercury was calculated by adding ionic mercury to methylmercury concentrations

[2] 1995 data for WALLEYE and WPERCH are directly from Honeywell's Lake HHRA, Appendix A (Exponent, 2001)

LMB = largemouth bass

NPIKE = northern pike

SMB = smallmouth bass

WPERCH = white perch

J - estimated

U - undetected at reported concentration

Table A-1B. Onondaga Lake Fish Fillets – Pesticide and Hexachlorobenzene Data

Survey	Sample Number	Survey Station	Date	Species	Length (in)	Age (yrs)	Hexachloro-benzene (µg/kg-ww)	Aldrin (µg/kg-ww)	Endosulfan I (µg/kg-ww)	Endosulfan II (µg/kg-ww)	Endosulfan sulfate (µg/kg-ww)
NYSDEC-1992	F1977	SO12	07/06/92	SMB	13.9	6	3				
NYSDEC-1992	F1980	SO12	07/06/92	SMB	16.3	7	3				
NYSDEC-1992	F2007	SO12	07/07/92	SMB	13.0	6	2				
NYSDEC-1992	F2009	SO12	07/07/92	SMB	17.2	9	7				
NYSDEC-1992	F2011	SO12	07/07/92	SMB	17.9	10	2				
NYSDEC-1992	F2013	SO12	07/07/92	WALLEYE	18.1		7				
NYSDEC-1992	F2018	SO12	07/07/92	WALLEYE	21.3		10				
NYSDEC-1992	F2019	SO12	07/07/92	WALLEYE	21.7		9				
NYSDEC-1992	F2020	SO12	07/07/92	WALLEYE	22.5		22				
NYSDEC-1992	F2021	SO12	07/07/92	WALLEYE	26.2		25				
NYSDEC-1994	F2298	SO12	07/05/94	SMB	15.9	7	10				
NYSDEC-1994	F2320	SO12	07/07/94	SMB	17.4	8	3				
NYSDEC-1994	F2322	SO12	07/13/94	SMB	12.8	8	2 *U*				
NYSDEC-1994	F2325	SO12	07/13/94	SMB	14.0	6	2				
NYSDEC-1994	F2327	SO12	07/13/94	SMB	14.1	6	6				
NYSDEC-1994	F2330	SO12	07/13/94	SMB	14.2	6	4				
NYSDEC-1994	F2334	SO12	07/13/94	SMB	14.6	6	4				
NYSDEC-1994	F2338	SO12	07/13/94	SMB	15.4	7	10				
NYSDEC-1994	F2340	SO12	07/13/94	SMB	16.1	8	6				
NYSDEC-1994	F2342	SO12	07/13/94	SMB	19.2	8	5				
ONONDA96	396	SO7	7/1/1996	LMB	13.3	5	2 *U*				
ONONDA96	674	SO7	7/2/1996	LMB	13.5	5	2 *U*				
ONONDA96	951	SO7	7/2/1996	LMB	13.9	6	2 *U*				
ONONDA96	349	SO7	7/2/1996	LMB	14.4	6	2 *U*				
ONONDA96	392	SO7	7/1/1996	LMB	14.6	9	2 *U*				
ONONDA96	334	SO7	7/2/1996	LMB	14.7	5	2 *U*				
ONONDA96	338	SO7	7/2/1996	LMB	15.0	6	2 *U*				
ONONDA96	694	SO7	7/2/1996	LMB	15.0	5	2				
ONONDA96	335	SO7	7/2/1996	LMB	15.5	7	2 *U*				
ONONDA96	337	SO7	7/2/1996	LMB	15.5	6	2 *U*				

Table A-1B. (cont.)

Survey	Sample Number	Survey Station	Date	Species	Length (in)	Age (yrs)	alpha-BHC (µg/kg-ww)	beta-BHC (µg/kg-ww)	delta-BHC (µg/kg-ww)	gamma-BHC (Lindane) (µg/kg-ww)	Dieldrin (µg/kg-ww)	Endrin (µg/kg-ww)
NYSDEC-1992	F1977	SO12	07/06/92	SMB	13.9	6					19	
NYSDEC-1992	F1980	SO12	07/06/92	SMB	16.3	7					5 *U*	
NYSDEC-1992	F2007	SO12	07/07/92	SMB	13.0	6					5 *U*	
NYSDEC-1992	F2009	SO12	07/07/92	SMB	17.2	9					5 *U*	
NYSDEC-1992	F2011	SO12	07/07/92	SMB	17.9	10					5 *U*	
NYSDEC-1992	F2013	SO12	07/07/92	WALLEYE	18.1						5 *U*	
NYSDEC-1992	F2018	SO12	07/07/92	WALLEYE	21.3						6	
NYSDEC-1992	F2019	SO12	07/07/92	WALLEYE	21.7						5	
NYSDEC-1992	F2020	SO12	07/07/92	WALLEYE	22.5						11	
NYSDEC-1992	F2021	SO12	07/07/92	WALLEYE	26.2				1 *U*		9	
NYSDEC-1994	F2298	SO12	07/05/94	SMB	15.9	7					7	5 *U*
NYSDEC-1994	F2320	SO12	07/07/94	SMB	17.4	8					5 *U*	5 *U*
NYSDEC-1994	F2322	SO12	07/13/94	SMB	12.8	8					5 *U*	5 *U*
NYSDEC-1994	F2325	SO12	07/13/94	SMB	14.0	6					5 *U*	5 *U*
NYSDEC-1994	F2327	SO12	07/13/94	SMB	14.1	6					5 *U*	5 *U*
NYSDEC-1994	F2330	SO12	07/13/94	SMB	14.2	6					5 *U*	5 *U*
NYSDEC-1994	F2334	SO12	07/13/94	SMB	14.6	6					5 *U*	5 *U*
NYSDEC-1994	F2338	SO12	07/13/94	SMB	15.4	7					5 *U*	5 *U*
NYSDEC-1994	F2340	SO12	07/13/94	SMB	16.1	8					5 *U*	5 *U*
NYSDEC-1994	F2342	SO12	07/13/94	SMB	19.2	8					5 *U*	5 *U*
ONONDA96	396	SO7	7/1/1996	LMB	13.3	5					5 *U*	5 *U*
ONONDA96	674	SO7	7/2/1996	LMB	13.5	5					5 *U*	5 *U*
ONONDA96	951	SO7	7/2/1996	LMB	13.9	6					5 *U*	5 *U*
ONONDA96	349	SO7	7/2/1996	LMB	14.4	6					5 *U*	5 *U*
ONONDA96	392	SO7	7/1/1996	LMB	14.6	9					5 *U*	5 *U*
ONONDA96	334	SO7	7/2/1996	LMB	14.7	5					5 *U*	5 *U*
ONONDA96	338	SO7	7/2/1996	LMB	15.0	6					5 *U*	5 *U*
ONONDA96	694	SO7	7/2/1996	LMB	15.0	5					5 *U*	5 *U*
ONONDA96	335	SO7	7/2/1996	LMB	15.5	7					5 *U*	5 *U*
ONONDA96	337	SO7	7/2/1996	LMB	15.5	6					5 *U*	5 *U*

Table A-1B. (cont.)

Survey	Sample Number	Survey Station	Date	Species	Length (in)	Age (yrs)	Endrin aldehyde (µg/kg-ww)	Endrin ketone (µg/kg-ww)	Heptachlor (µg/kg-ww)	Heptachlor epoxide (µg/kg-ww)	Mirex (µg/kg-ww)	Photomirex (µg/kg-ww)
NYSDEC-1992	F1977	SO12	07/06/92	SMB	13.9	6						
NYSDEC-1992	F1980	SO12	07/06/92	SMB	16.3	7						
NYSDEC-1992	F2007	SO12	07/07/92	SMB	13.0	6						
NYSDEC-1992	F2009	SO12	07/07/92	SMB	17.2	9						
NYSDEC-1992	F2011	SO12	07/07/92	SMB	17.9	10						
NYSDEC-1992	F2013	SO12	07/07/92	WALLEYE	18.1							
NYSDEC-1992	F2018	SO12	07/07/92	WALLEYE	21.3							
NYSDEC-1992	F2019	SO12	07/07/92	WALLEYE	21.7							
NYSDEC-1992	F2020	SO12	07/07/92	WALLEYE	22.5							
NYSDEC-1992	F2021	SO12	07/07/92	WALLEYE	26.2							
NYSDEC-1994	F2298	SO12	07/05/94	SMB	15.9	7					2 *U*	5 *U*
NYSDEC-1994	F2320	SO12	07/07/94	SMB	17.4	8					2 *U*	5 *U*
NYSDEC-1994	F2322	SO12	07/13/94	SMB	12.8	8					2 *U*	5 *U*
NYSDEC-1994	F2325	SO12	07/13/94	SMB	14.0	6					2 *U*	5 *U*
NYSDEC-1994	F2327	SO12	07/13/94	SMB	14.1	6					2 *U*	5 *U*
NYSDEC-1994	F2330	SO12	07/13/94	SMB	14.2	6					2 *U*	5 *U*
NYSDEC-1994	F2334	SO12	07/13/94	SMB	14.6	6					2 *U*	5 *U*
NYSDEC-1994	F2338	SO12	07/13/94	SMB	15.4	7					2 *U*	5 *U*
NYSDEC-1994	F2340	SO12	07/13/94	SMB	16.1	8					2 *U*	5 *U*
NYSDEC-1994	F2342	SO12	07/13/94	SMB	19.2	8					2 *U*	5 *U*
ONONDA96	396	SO7	7/1/1996	LMB	13.3	5					2 *U*	5 *U*
ONONDA96	674	SO7	7/2/1996	LMB	13.5	5					2 *U*	5 *U*
ONONDA96	951	SO7	7/2/1996	LMB	13.9	6					2 *U*	5 *U*
ONONDA96	349	SO7	7/2/1996	LMB	14.4	6					2 *U*	5 *U*
ONONDA96	392	SO7	7/1/1996	LMB	14.6	9					2 *U*	5 *U*
ONONDA96	334	SO7	7/2/1996	LMB	14.7	5					2 *U*	5 *U*
ONONDA96	338	SO7	7/2/1996	LMB	15.0	6					2 *U*	5 *U*
ONONDA96	694	SO7	7/2/1996	LMB	15.0	5					2 *U*	5 *U*
ONONDA96	335	SO7	7/2/1996	LMB	15.5	7					2 *U*	5 *U*
ONONDA96	337	SO7	7/2/1996	LMB	15.5	6					2 *U*	5 *U*

Table A-1B. (cont.)

Survey	Sample Number	Survey Station	Date	Species	Length (in)	Age (yrs)	Methoxy-chlor (µg/kg-ww)	2,4'-DDD (µg/kg-ww)	2,4'-DDE (µg/kg-ww)	2,4'-DDT (µg/kg-ww)	4,4'-DDD (µg/kg-ww)	4,4'-DDE (µg/kg-ww)
NYSDEC-1992	F1977	SO12	07/06/92	SMB	13.9	6		6			6	15
NYSDEC-1992	F1980	SO12	07/06/92	SMB	16.3	7		7			7	13
NYSDEC-1992	F2007	SO12	07/07/92	SMB	13.0	6		6			6	10
NYSDEC-1992	F2009	SO12	07/07/92	SMB	17.2	9		9			17	28
NYSDEC-1992	F2011	SO12	07/07/92	SMB	17.9	10		10			15	28
NYSDEC-1992	F2013	SO12	07/07/92	WALLEYE	18.1			9			12	21
NYSDEC-1992	F2018	SO12	07/07/92	WALLEYE	21.3			7			20	33
NYSDEC-1992	F2019	SO12	07/07/92	WALLEYE	21.7			6			11	15
NYSDEC-1992	F2020	SO12	07/07/92	WALLEYE	22.5			9			47	104
NYSDEC-1992	F2021	SO12	07/07/92	WALLEYE	26.2			8			32	48
NYSDEC-1994	F2298	SO12	07/05/94	SMB	15.9	7		7			25	54
NYSDEC-1994	F2320	SO12	07/07/94	SMB	17.4	8		8			17	52
NYSDEC-1994	F2322	SO12	07/13/94	SMB	12.8	8		8			4	10
NYSDEC-1994	F2325	SO12	07/13/94	SMB	14.0	6		6			8	15
NYSDEC-1994	F2327	SO12	07/13/94	SMB	14.1	6		6			13	21
NYSDEC-1994	F2330	SO12	07/13/94	SMB	14.2	6		6			7	13
NYSDEC-1994	F2334	SO12	07/13/94	SMB	14.6	6		6			9	15
NYSDEC-1994	F2338	SO12	07/13/94	SMB	15.4	7		7			18	28
NYSDEC-1994	F2340	SO12	07/13/94	SMB	16.1	8		8			24	46
NYSDEC-1994	F2342	SO12	07/13/94	SMB	19.2	8		8			10	21
ONONDA96	396	SO7	7/1/1996	LMB	13.3	5					2 *U*	2 *U*
ONONDA96	674	SO7	7/2/1996	LMB	13.5	5					2 *U*	6
ONONDA96	951	SO7	7/2/1996	LMB	13.9	6					2	4
ONONDA96	349	SO7	7/2/1996	LMB	14.4	6					2	8
ONONDA96	392	SO7	7/1/1996	LMB	14.6	9					2 *U*	2 *U*
ONONDA96	334	SO7	7/2/1996	LMB	14.7	5					2 *U*	2
ONONDA96	338	SO7	7/2/1996	LMB	15.0	6					2 *U*	2
ONONDA96	694	SO7	7/2/1996	LMB	15.0	5					2	3
ONONDA96	335	SO7	7/2/1996	LMB	15.5	7					2	4
ONONDA96	337	SO7	7/2/1996	LMB	15.5	6					2 *U*	2

Table A-1B. (cont.)

Survey	Sample Number	Survey Station	Date	Species	Length (in)	Age (yrs)	4,4'-DDT (µg/kg-ww)	Toxaphene (µg/kg-ww)	Total Chlordane Constituents: alpha (cis) - Chlordane (µg/kg-ww)	Total Chlordane Constituents: gamma (trans)- Chlordane (µg/kg-ww)
NYSDEC-1992	F1977	SO12	07/06/92	SMB	13.9	6	5			
NYSDEC-1992	F1980	SO12	07/06/92	SMB	16.3	7	5			
NYSDEC-1992	F2007	SO12	07/07/92	SMB	13.0	6	4			
NYSDEC-1992	F2009	SO12	07/07/92	SMB	17.2	9	9			
NYSDEC-1992	F2011	SO12	07/07/92	SMB	17.9	10	7			
NYSDEC-1992	F2013	SO12	07/07/92	WALLEYE	18.1		6			
NYSDEC-1992	F2018	SO12	07/07/92	WALLEYE	21.3		9			
NYSDEC-1992	F2019	SO12	07/07/92	WALLEYE	21.7		5			
NYSDEC-1992	F2020	SO12	07/07/92	WALLEYE	22.5		27			
NYSDEC-1992	F2021	SO12	07/07/92	WALLEYE	26.2		16			
NYSDEC-1994	F2298	SO12	07/05/94	SMB	15.9	7	16			
NYSDEC-1994	F2320	SO12	07/07/94	SMB	17.4	8	13			
NYSDEC-1994	F2322	SO12	07/13/94	SMB	12.8	8	3			
NYSDEC-1994	F2325	SO12	07/13/94	SMB	14.0	6	5			
NYSDEC-1994	F2327	SO12	07/13/94	SMB	14.1	6	8			
NYSDEC-1994	F2330	SO12	07/13/94	SMB	14.2	6	5			
NYSDEC-1994	F2334	SO12	07/13/94	SMB	14.6	6	6			
NYSDEC-1994	F2338	SO12	07/13/94	SMB	15.4	7	11			
NYSDEC-1994	F2340	SO12	07/13/94	SMB	16.1	8	15			
NYSDEC-1994	F2342	SO12	07/13/94	SMB	19.2	8	8			
ONONDA96	396	SO7	7/1/1996	LMB	13.3	5	2 *U*		5 *U*	5 *U*
ONONDA96	674	SO7	7/2/1996	LMB	13.5	5	2 *U*		5 *U*	5 *U*
ONONDA96	951	SO7	7/2/1996	LMB	13.9	6	2 *U*		5 *U*	5 *U*
ONONDA96	349	SO7	7/2/1996	LMB	14.4	6	2 *U*		5 *U*	5 *U*
ONONDA96	392	SO7	7/1/1996	LMB	14.6	9	2 *U*		5 *U*	5 *U*
ONONDA96	334	SO7	7/2/1996	LMB	14.7	5	2 *U*		5 *U*	5 *U*
ONONDA96	338	SO7	7/2/1996	LMB	15.0	6	2 *U*		5 *U*	5 *U*
ONONDA96	694	SO7	7/2/1996	LMB	15.0	5	2		5 *U*	5 *U*
ONONDA96	335	SO7	7/2/1996	LMB	15.5	7	2 *U*		5 *U*	5 *U*
ONONDA96	337	SO7	7/2/1996	LMB	15.5	6	2 *U*		5 *U*	5 *U*

Table A-1B. (cont.)

Survey	Sample Number	Survey Station	Date	Species	Length (in)	Age (yrs)	Total Chlordane Constituents: cis-Nonachlor (µg/kg-ww)	Total Chlordane Constituents: Trans-nonachlor (µg/kg-ww)	Total Chlordane Constituents: Oxy-chlordane (µg/kg-ww)	Total Chlordane[2] (µg/kg-ww)
NYSDEC-1992	F1977	SO12	07/06/92	SMB	13.9	6				
NYSDEC-1992	F1980	SO12	07/06/92	SMB	16.3	7				
NYSDEC-1992	F2007	SO12	07/07/92	SMB	13.0	6				
NYSDEC-1992	F2009	SO12	07/07/92	SMB	17.2	9				
NYSDEC-1992	F2011	SO12	07/07/92	SMB	17.9	10				
NYSDEC-1992	F2013	SO12	07/07/92	WALLEYE	18.1					
NYSDEC-1992	F2018	SO12	07/07/92	WALLEYE	21.3					
NYSDEC-1992	F2019	SO12	07/07/92	WALLEYE	21.7					
NYSDEC-1992	F2020	SO12	07/07/92	WALLEYE	22.5					
NYSDEC-1992	F2021	SO12	07/07/92	WALLEYE	26.2					
NYSDEC-1994	F2298	SO12	07/05/94	SMB	15.9	7				26
NYSDEC-1994	F2320	SO12	07/07/94	SMB	17.4	8				20
NYSDEC-1994	F2322	SO12	07/13/94	SMB	12.8	8				5 *U*
NYSDEC-1994	F2325	SO12	07/13/94	SMB	14.0	6				5 *U*
NYSDEC-1994	F2327	SO12	07/13/94	SMB	14.1	6				26
NYSDEC-1994	F2330	SO12	07/13/94	SMB	14.2	6				15
NYSDEC-1994	F2334	SO12	07/13/94	SMB	14.6	6				7.5
NYSDEC-1994	F2338	SO12	07/13/94	SMB	15.4	7				21
NYSDEC-1994	F2340	SO12	07/13/94	SMB	16.1	8				22
NYSDEC-1994	F2342	SO12	07/13/94	SMB	19.2	8				7.5
ONONDA96	396	SO7	7/1/1996	LMB	13.3	5		5 *U*	10 *U*	5 *U*
ONONDA96	674	SO7	7/2/1996	LMB	13.5	5		5 *U*	10 *U*	5 *U*
ONONDA96	951	SO7	7/2/1996	LMB	13.9	6		5 *U*	10 *U*	5 *U*
ONONDA96	349	SO7	7/2/1996	LMB	14.4	6		5 *U*	10 *U*	5 *U*
ONONDA96	392	SO7	7/1/1996	LMB	14.6	9		5 *U*	10 *U*	5 *U*
ONONDA96	334	SO7	7/2/1996	LMB	14.7	5		5 *U*	10 *U*	5 *U*
ONONDA96	338	SO7	7/2/1996	LMB	15.0	6		5 *U*	10 *U*	5 *U*
ONONDA96	694	SO7	7/2/1996	LMB	15.0	5		5 *U*	10 *U*	5 *U*
ONONDA96	335	SO7	7/2/1996	LMB	15.5	7		5 *U*	10 *U*	5 *U*
ONONDA96	337	SO7	7/2/1996	LMB	15.5	6		5 *U*	10 *U*	5 *U*

Table A-1B. (cont.)

Survey	Sample Number	Survey Station	Date	Species	Length (in)	Age (yrs)	Hexachloro-benzene (µg/kg-ww)	Aldrin (µg/kg-ww)	Endosulfan I (µg/kg-ww)	Endosulfan II (µg/kg-ww)	Endosulfan sulfate (µg/kg-ww)
ONONDA96	335	SO7	7/2/1996	LMB	15.5	7	2 *U*				
ONONDA96	337	SO7	7/2/1996	LMB	15.5	6	2 *U*				
ONONDA96	909	SO7	7/8/1996	SMB	16.3	8	4 *U*				
ONONDA96	353	SO7	6/27/1996	SMB	16.4	6	3				
ONONDA96	905	SO7	7/8/1996	SMB	16.4	7	3 *U*				
ONONDA96	351	SO7	6/27/1996	SMB	16.5	7	4				
ONONDA96	365	SO7	7/2/1996	SMB	16.6	6	3				
ONONDA96	908	SO7	7/8/1996	SMB	17.0	8	2				
ONONDA96	903	SO7	7/8/1996	SMB	17.2	7	6				
ONONDA96	902	SO7	7/8/1996	SMB	17.3	6	3				
ONONDA96	355	SO7	6/27/1996	SMB	17.6	7	3				
ONONDA96	367	SO7	7/2/1996	SMB	17.8	8	3				
ONONDA97	4559	SO7	6/30/1997	LMB	14.6	10	4 *U*				
ONONDA97	4575	SO7	6/30/1997	LMB	15.3	12	9				
ONONDA97	4560	SO7	6/30/1997	LMB	15.5	9	2 *U*				
ONONDA97	4566	SO7	6/30/1997	LMB	15.7	9	2				
ONONDA97	4561	SO7	6/30/1997	LMB	18.3	12	2				
ONONDA97	4144	SO7	7/3/1997	SMB	13.0	9	2 *U*				
ONONDA97	4145	SO7	7/3/1997	SMB	13.4	8	2 *U*				
ONONDA97	4146	SO7	7/3/1997	SMB	14.1	8	2 *U*				
ONONDA97	4140	SO7	7/1/1997	SMB	15.5	10	2				
ONONDA97	4136	SO7	7/1/1997	SMB	15.6	9	4				
ONONDA97	2894	SO7	7/1/1997	SMB	17.4	8	3				
ONONDA97	4676	SO7	6/30/1997	SMB	17.6	8	2				
ONONDA97	4653	SO7	6/30/1997	WPERCH	10.5	6	2				
ONONDA97	4654	SO7	6/30/1997	WPERCH	10.4	6	6 *U*				
ONONDA97	4694	SO7	6/30/1997	WPERCH	12.1	8	12				
ONONDA97	4696	SO7	6/30/1997	WPERCH	11.9	8	19				
ONONDA97	4699	SO7	6/30/1997	WPERCH	11.6	8	5 *U*				
ONONDA98	774640	SO7	7/28/1998	CATFISH	14.8	NA	2 *U*				
ONONDA98	774638	SO7	7/28/1998	CATFISH	14.8	NA	2				
ONONDA98	774639	SO7	7/28/1998	CATFISH	17.6	NA	3 *U*				

Table A-1B. (cont.)

Survey	Sample Number	Survey Station	Date	Species	Length (in)	Age (yrs)	alpha-BHC (µg/kg-ww)	beta-BHC (µg/kg-ww)	delta-BHC (µg/kg-ww)	gamma-BHC (Lindane) (µg/kg-ww)	Dieldrin (µg/kg-ww)	Endrin (µg/kg-ww)
ONONDA96	335	SO7	7/2/1996	LMB	15.5	7					5 *U*	5 *U*
ONONDA96	337	SO7	7/2/1996	LMB	15.5	6					5 *U*	5 *U*
ONONDA96	909	SO7	7/8/1996	SMB	16.3	8					5 *U*	5
ONONDA96	353	SO7	6/27/1996	SMB	16.4	6					5 *U*	5 *U*
ONONDA96	905	SO7	7/8/1996	SMB	16.4	7					5 *U*	5 *U*
ONONDA96	351	SO7	6/27/1996	SMB	16.5	7					5 *U*	5 *U*
ONONDA96	365	SO7	7/2/1996	SMB	16.6	6					5 *U*	5 *U*
ONONDA96	908	SO7	7/8/1996	SMB	17.0	8					5 *U*	5 *U*
ONONDA96	903	SO7	7/8/1996	SMB	17.2	7					5 *U*	5 *U*
ONONDA96	902	SO7	7/8/1996	SMB	17.3	6					5 *U*	5 *U*
ONONDA96	355	SO7	6/27/1996	SMB	17.6	7					5 *U*	5 *U*
ONONDA96	367	SO7	7/2/1996	SMB	17.8	8					5 *U*	5 *U*
ONONDA97	4559	SO7	6/30/1997	LMB	14.6	10					5 *U*	5 *U*
ONONDA97	4575	SO7	6/30/1997	LMB	15.3	12					5 *U*	5 *U*
ONONDA97	4560	SO7	6/30/1997	LMB	15.5	9					5 *U*	5 *U*
ONONDA97	4566	SO7	6/30/1997	LMB	15.7	9					5 *U*	5 *U*
ONONDA97	4561	SO7	6/30/1997	LMB	18.3	12					5 *U*	5 *U*
ONONDA97	4144	SO7	7/3/1997	SMB	13.0	9					5 *U*	5 *U*
ONONDA97	4145	SO7	7/3/1997	SMB	13.4	8					5 *U*	5 *U*
ONONDA97	4146	SO7	7/3/1997	SMB	14.1	8					5 *U*	5
ONONDA97	4140	SO7	7/1/1997	SMB	15.5	10					5 *U*	5 *U*
ONONDA97	4136	SO7	7/1/1997	SMB	15.6	9					5 *U*	5 *U*
ONONDA97	2894	SO7	7/1/1997	SMB	17.4	8					5 *U*	5 *U*
ONONDA97	4676	SO7	6/30/1997	SMB	17.6	8					5 *U*	5 *U*
ONONDA97	4653	SO7	6/30/1997	WPERCH	10.5	6					5 *U*	5 *U*
ONONDA97	4654	SO7	6/30/1997	WPERCH	10.4	6					5 *U*	5 *U*
ONONDA97	4694	SO7	6/30/1997	WPERCH	12.1	8					5 *U*	5 *U*
ONONDA97	4696	SO7	6/30/1997	WPERCH	11.9	8					5 *U*	5 *U*
ONONDA97	4699	SO7	6/30/1997	WPERCH	11.6	8					5 *U*	5 *U*
ONONDA98	774640	SO7	7/28/1998	CATFISH	14.8	NA					5 *U*	5 *U*
ONONDA98	774638	SO7	7/28/1998	CATFISH	14.8	NA					5 *U*	5 *U*
ONONDA98	774639	SO7	7/28/1998	CATFISH	17.6	NA					5 *U*	5 *U*

Table A-1B. (cont.)

Survey	Sample Number	Survey Station	Date	Species	Length (in)	Age (yrs)	Endrin aldehyde (µg/kg-ww)	Endrin ketone (µg/kg-ww)	Heptachlor (µg/kg-ww)	Heptachlor epoxide (µg/kg-ww)	Mirex (µg/kg-ww)	Photomirex (µg/kg-ww)
ONONDA96	335	SO7	7/2/1996	LMB	15.5	7					2 *U*	5 *U*
ONONDA96	337	SO7	7/2/1996	LMB	15.5	6					2 *U*	5 *U*
ONONDA96	909	SO7	7/8/1996	SMB	16.3	8					2 *U*	5 *U*
ONONDA96	353	SO7	6/27/1996	SMB	16.4	6					2 *U*	5 *U*
ONONDA96	905	SO7	7/8/1996	SMB	16.4	7					2 *U*	5 *U*
ONONDA96	351	SO7	6/27/1996	SMB	16.5	7					2 *U*	5 *U*
ONONDA96	365	SO7	7/2/1996	SMB	16.6	6					2 *U*	5 *U*
ONONDA96	908	SO7	7/8/1996	SMB	17.0	8					2 *U*	5 *U*
ONONDA96	903	SO7	7/8/1996	SMB	17.2	7					2 *U*	5 *U*
ONONDA96	902	SO7	7/8/1996	SMB	17.3	6					2 *U*	5 *U*
ONONDA96	355	SO7	6/27/1996	SMB	17.6	7					2 *U*	5 *U*
ONONDA96	367	SO7	7/2/1996	SMB	17.8	8					2 *U*	5 *U*
ONONDA97	4559	SO7	6/30/1997	LMB	14.6	10					2 *U*	5 *U*
ONONDA97	4575	SO7	6/30/1997	LMB	15.3	12					2 *U*	5 *U*
ONONDA97	4560	SO7	6/30/1997	LMB	15.5	9					2 *U*	5 *U*
ONONDA97	4566	SO7	6/30/1997	LMB	15.7	9					2 *U*	5 *U*
ONONDA97	4561	SO7	6/30/1997	LMB	18.3	12					2 *U*	5 *U*
ONONDA97	4144	SO7	7/3/1997	SMB	13.0	9					2 *U*	5 *U*
ONONDA97	4145	SO7	7/3/1997	SMB	13.4	8					2 *U*	5 *U*
ONONDA97	4146	SO7	7/3/1997	SMB	14.1	8					2 *U*	5
ONONDA97	4140	SO7	7/1/1997	SMB	15.5	10					2 *U*	5 *U*
ONONDA97	4136	SO7	7/1/1997	SMB	15.6	9					2 *U*	5 *U*
ONONDA97	2894	SO7	7/1/1997	SMB	17.4	8					2 *U*	5 *U*
ONONDA97	4676	SO7	6/30/1997	SMB	17.6	8					2 *U*	5 *U*
ONONDA97	4653	SO7	6/30/1997	WPERCH	10.5	6					2 *U*	5 *U*
ONONDA97	4654	SO7	6/30/1997	WPERCH	10.4	6					2 *U*	5 *U*
ONONDA97	4694	SO7	6/30/1997	WPERCH	12.1	8					2 *U*	5 *U*
ONONDA97	4696	SO7	6/30/1997	WPERCH	11.9	8					2 *U*	5 *U*
ONONDA97	4699	SO7	6/30/1997	WPERCH	11.6	8					2 *U*	5 *U*
ONONDA98	774640	SO7	7/28/1998	CATFISH	14.8	NA					2 *U*	5
ONONDA98	774638	SO7	7/28/1998	CATFISH	14.8	NA					2 *U*	5 *U*
ONONDA98	774639	SO7	7/28/1998	CATFISH	17.6	NA					2 *U*	5 *U*

Table A-1B. (cont.)

Survey	Sample Number	Survey Station	Date	Species	Length (in)	Age (yrs)	Methoxy-chlor (µg/kg-ww)	2,4'-DDD (µg/kg-ww)	2,4'-DDE (µg/kg-ww)	2,4'-DDT (µg/kg-ww)	4,4'-DDD (µg/kg-ww)	4,4'-DDE (µg/kg-ww)
ONONDA96	335	SO7	7/2/1996	LMB	15.5	7					2	4
ONONDA96	337	SO7	7/2/1996	LMB	15.5	6					2 *U*	2
ONONDA96	909	SO7	7/8/1996	SMB	16.3	8					7 *U*	18 *U*
ONONDA96	353	SO7	6/27/1996	SMB	16.4	6					2	6
ONONDA96	905	SO7	7/8/1996	SMB	16.4	7					7	25
ONONDA96	351	SO7	6/27/1996	SMB	16.5	7					6	16
ONONDA96	365	SO7	7/2/1996	SMB	16.6	6					4	10
ONONDA96	908	SO7	7/8/1996	SMB	17.0	8					3	10
ONONDA96	903	SO7	7/8/1996	SMB	17.2	7					11	25
ONONDA96	902	SO7	7/8/1996	SMB	17.3	6					4	9
ONONDA96	355	SO7	6/27/1996	SMB	17.6	7					5	11
ONONDA96	367	SO7	7/2/1996	SMB	17.8	8					6	17
ONONDA97	4559	SO7	6/30/1997	LMB	14.6	10					5 *U*	14
ONONDA97	4575	SO7	6/30/1997	LMB	15.3	12					14	39
ONONDA97	4560	SO7	6/30/1997	LMB	15.5	9					2	4
ONONDA97	4566	SO7	6/30/1997	LMB	15.7	9					4	11
ONONDA97	4561	SO7	6/30/1997	LMB	18.3	12					2	6
ONONDA97	4144	SO7	7/3/1997	SMB	13.0	9					3	6
ONONDA97	4145	SO7	7/3/1997	SMB	13.4	8					3 *U*	8
ONONDA97	4146	SO7	7/3/1997	SMB	14.1	8					2	2
ONONDA97	4140	SO7	7/1/1997	SMB	15.5	10					5	11
ONONDA97	4136	SO7	7/1/1997	SMB	15.6	9					5	10
ONONDA97	2894	SO7	7/1/1997	SMB	17.4	8					7	24
ONONDA97	4676	SO7	6/30/1997	SMB	17.6	8					4	11
ONONDA97	4653	SO7	6/30/1997	WPERCH	10.5	6					4	13
ONONDA97	4654	SO7	6/30/1997	WPERCH	10.4	6					11	27
ONONDA97	4694	SO7	6/30/1997	WPERCH	12.1	8					11	20
ONONDA97	4696	SO7	6/30/1997	WPERCH	11.9	8					14	21
ONONDA97	4699	SO7	6/30/1997	WPERCH	11.6	8					5	8
ONONDA98	774640	SO7	7/28/1998	CATFISH	14.8	NA					24	59
ONONDA98	774638	SO7	7/28/1998	CATFISH	14.8	NA					52	115
ONONDA98	774639	SO7	7/28/1998	CATFISH	17.6	NA					16	46

Table A-1B. (cont.)

Survey	Sample Number	Survey Station	Date	Species	Length (in)	Age (yrs)	4,4'-DDT (µg/kg-ww)	Toxaphene (µg/kg-ww)	Total Chlordane Constituents: alpha (cis) - Chlordane (µg/kg-ww)	Total Chlordane Constituents: gamma (trans)- Chlordane (µg/kg-ww)
ONONDA96	335	SO7	7/2/1996	LMB	15.5	7	2 *U*		5 *U*	5 *U*
ONONDA96	337	SO7	7/2/1996	LMB	15.5	6	2 *U*		5 *U*	5 *U*
ONONDA96	909	SO7	7/8/1996	SMB	16.3	8	2 *U*		5 *U*	5 *U*
ONONDA96	353	SO7	6/27/1996	SMB	16.4	6	2		5 *U*	5 *U*
ONONDA96	905	SO7	7/8/1996	SMB	16.4	7	3		5 *U*	5 *U*
ONONDA96	351	SO7	6/27/1996	SMB	16.5	7	3 *U*		5 *U*	5 *U*
ONONDA96	365	SO7	7/2/1996	SMB	16.6	6	2		5 *U*	5
ONONDA96	908	SO7	7/8/1996	SMB	17.0	8	2		5 *U*	5 *U*
ONONDA96	903	SO7	7/8/1996	SMB	17.2	7	5		5 *U*	7 *U*
ONONDA96	902	SO7	7/8/1996	SMB	17.3	6	2		5 *U*	5
ONONDA96	355	SO7	6/27/1996	SMB	17.6	7	3		5 *U*	5 *U*
ONONDA96	367	SO7	7/2/1996	SMB	17.8	8	3		5 *U*	5 *U*
ONONDA97	4559	SO7	6/30/1997	LMB	14.6	10	5 *U*		5 *U*	5 *U*
ONONDA97	4575	SO7	6/30/1997	LMB	15.3	12	14		5 *U*	5 *U*
ONONDA97	4560	SO7	6/30/1997	LMB	15.5	9	2		5 *U*	5 *U*
ONONDA97	4566	SO7	6/30/1997	LMB	15.7	9	4		5 *U*	5 *U*
ONONDA97	4561	SO7	6/30/1997	LMB	18.3	12	2		5 *U*	5 *U*
ONONDA97	4144	SO7	7/3/1997	SMB	13.0	9	3		5 *U*	5 *U*
ONONDA97	4145	SO7	7/3/1997	SMB	13.4	8	4 *U*		5 *U*	5 *U*
ONONDA97	4146	SO7	7/3/1997	SMB	14.1	8	2 *U*		5 *U*	5 *U*
ONONDA97	4140	SO7	7/1/1997	SMB	15.5	10	4		5 *U*	5 *U*
ONONDA97	4136	SO7	7/1/1997	SMB	15.6	9	4		5 *U*	5 *U*
ONONDA97	2894	SO7	7/1/1997	SMB	17.4	8	7		5 *U*	5 *U*
ONONDA97	4676	SO7	6/30/1997	SMB	17.6	8	2		5 *U*	5 *U*
ONONDA97	4653	SO7	6/30/1997	WPERCH	10.5	6	4		5 *U*	5 *U*
ONONDA97	4654	SO7	6/30/1997	WPERCH	10.4	6	10		5 *U*	5 *U*
ONONDA97	4694	SO7	6/30/1997	WPERCH	12.1	8	8		5	5 *U*
ONONDA97	4696	SO7	6/30/1997	WPERCH	11.9	8	10		6 *U*	5 *U*
ONONDA97	4699	SO7	6/30/1997	WPERCH	11.6	8	4		5 *U*	5 *U*
ONONDA98	774640	SO7	7/28/1998	CATFISH	14.8	NA	5 *U*		6	5
ONONDA98	774638	SO7	7/28/1998	CATFISH	14.8	NA	14		13	13
ONONDA98	774639	SO7	7/28/1998	CATFISH	17.6	NA	7		5	5 *U*

Table A-1B. (cont.)

Survey	Sample Number	Survey Station	Date	Species	Length (in)	Age (yrs)	Total Chlordane Constituents: cis-Nonachlor (µg/kg-ww)	Total Chlordane Constituents: Trans-nonachlor (µg/kg-ww)	Total Chlordane Constituents: Oxy-chlordane (µg/kg-ww)	Total Chlordane[2] (µg/kg-ww)
ONONDA96	335	SO7	7/2/1996	LMB	15.5	7		5 *U*	10 *U*	5 *U*
ONONDA96	337	SO7	7/2/1996	LMB	15.5	6		5 *U*	10 *U*	5 *U*
ONONDA96	909	SO7	7/8/1996	SMB	16.3	8		5 *U*	10 *U*	5 *U*
ONONDA96	353	SO7	6/27/1996	SMB	16.4	6		5 *U*	10 *U*	5 *U*
ONONDA96	905	SO7	7/8/1996	SMB	16.4	7		5 *U*	10 *U*	5 *U*
ONONDA96	351	SO7	6/27/1996	SMB	16.5	7		5 *U*	10 *U*	5 *U*
ONONDA96	365	SO7	7/2/1996	SMB	16.6	6		5 *U*	10 *U*	5
ONONDA96	908	SO7	7/8/1996	SMB	17.0	8		5 *U*	10 *U*	5 *U*
ONONDA96	903	SO7	7/8/1996	SMB	17.2	7		5 *U*	10 *U*	7 *U*
ONONDA96	902	SO7	7/8/1996	SMB	17.3	6		5	10 *U*	10
ONONDA96	355	SO7	6/27/1996	SMB	17.6	7		5 *U*	10 *U*	5 *U*
ONONDA96	367	SO7	7/2/1996	SMB	17.8	8		5 *U*	10 *U*	5 *U*
ONONDA97	4559	SO7	6/30/1997	LMB	14.6	10		5 *U*	10 *U*	5 *U*
ONONDA97	4575	SO7	6/30/1997	LMB	15.3	12		5 *U*	10 *U*	5 *U*
ONONDA97	4560	SO7	6/30/1997	LMB	15.5	9		5 *U*	10 *U*	5 *U*
ONONDA97	4566	SO7	6/30/1997	LMB	15.7	9		5 *U*	10 *U*	5 *U*
ONONDA97	4561	SO7	6/30/1997	LMB	18.3	12		5 *U*	10 *U*	5 *U*
ONONDA97	4144	SO7	7/3/1997	SMB	13.0	9		5 *U*	10 *U*	5 *U*
ONONDA97	4145	SO7	7/3/1997	SMB	13.4	8		5 *U*	10 *U*	5 *U*
ONONDA97	4146	SO7	7/3/1997	SMB	14.1	8		5 *U*	10 *U*	5 *U*
ONONDA97	4140	SO7	7/1/1997	SMB	15.5	10		5 *U*	10 *U*	5 *U*
ONONDA97	4136	SO7	7/1/1997	SMB	15.6	9		5 *U*	10 *U*	5 *U*
ONONDA97	2894	SO7	7/1/1997	SMB	17.4	8		5 *U*	10 *U*	5 *U*
ONONDA97	4676	SO7	6/30/1997	SMB	17.6	8		5	10 *U*	5
ONONDA97	4653	SO7	6/30/1997	WPERCH	10.5	6		5 *U*	10 *U*	5 *U*
ONONDA97	4654	SO7	6/30/1997	WPERCH	10.4	6		5 *U*	10 *U*	5 *U*
ONONDA97	4694	SO7	6/30/1997	WPERCH	12.1	8		5 *U*	10 *U*	5
ONONDA97	4696	SO7	6/30/1997	WPERCH	11.9	8		5 *U*	10 *U*	5 *U*
ONONDA97	4699	SO7	6/30/1997	WPERCH	11.6	8		5 *U*	10 *U*	5 *U*
ONONDA98	774640	SO7	7/28/1998	CATFISH	14.8	NA		7	10 *U*	18
ONONDA98	774638	SO7	7/28/1998	CATFISH	14.8	NA		13	10 *U*	39
ONONDA98	774639	SO7	7/28/1998	CATFISH	17.6	NA		11	10 *U*	16

Table A-1B. (cont.)

Survey	Sample Number	Survey Station	Date	Species	Length (in)	Age (yrs)	Hexachloro-benzene (µg/kg-ww)	Aldrin (µg/kg-ww)	Endosulfan I (µg/kg-ww)	Endosulfan II (µg/kg-ww)	Endosulfan sulfate (µg/kg-ww)
ONONDA98	774637	SO7	7/28/1998	CATFISH	17.8	NA	4 *U*				
ONONDA98	774636	SO7	7/28/1998	CATFISH	18.2	NA	56				
ONONDA98	130557	SO7	6/22/1998	LMB	15.0	8	3				
ONONDA98	130554	SO7	6/22/1998	LMB	15.7	9	2				
ONONDA98	130799	SO7	6/17/1998	LMB	16.1	8	3				
ONONDA98	130555	SO7	6/22/1998	LMB	16.1	10	2				
ONONDA98	774635	SO7	7/28/1998	LMB	16.4	8	2				
ONONDA98	130567	SO7	6/22/1998	NPIKE	35.5	7	17 *U*				
ONONDA98	130563	SO7	6/22/1998	SMB	13.4	7	5				
ONONDA98	130823	SO7	6/17/1998	SMB	14.4	7	3				
ONONDA98	130562	SO7	6/22/1998	SMB	15.1	7	12				
ONONDA98	130560	SO7	6/22/1998	SMB	15.4	8	9				
ONONDA98	130819	SO7	6/17/1998	SMB	15.9	7	19				
ONONDA98	130561	SO7	6/22/1998	SMB	16.1	8	2				
ONONDA98	130818	SO7	6/17/1998	SMB	16.6	7	6				
ONONDA98	130889	SO7	6/18/1998	WALLEYE	16.8	NA	4				
ONONDA98	130553	SO7	6/22/1998	WALLEYE	18.8	5	15 *U*				
ONONDA98	130795	SO7	6/17/1998	WALLEYE	22.9	8	10				
ONONDA98	130796	SO7	6/17/1998	WALLEYE	23.3	5	13				
ONONDA98	130794	SO7	6/17/1998	WALLEYE	23.7	8	22				
ONONDA98	130833	SO7	6/17/1998	WPERCH	6.5	3	6				
ONONDA98	130837	SO7	6/17/1998	WPERCH	6.6	2	11				
ONONDA98	130838	SO7	6/17/1998	WPERCH	6.7	2	16				
ONONDA98	130834	SO7	6/17/1998	WPERCH	6.7	3	2				
ONONDA98	130835	SO7	6/17/1998	WPERCH	6.7	2	10				
ONONDAGAOCL9	138741	SO7	7/7/1999	CARP	18.0	NA	26	5 *U*	5 *U*	5 *U*	5 U
ONONDAGAOCL9	138743	SO7	7/7/1999	CARP	23.2	NA	39	5 *U*	5 *U*	5 *U*	5 U
ONONDAGAOCL9	138742	SO7	7/7/1999	CARP	24.8	NA	131	5 *U*	5 *U*	5 *U*	5 U
ONONDAGAOCL9	138709	SO7	6/24/1999	CARP	26.3	NA	69	5 *U*	5 *U*	5 *U*	5 U
ONONDAGAOCL9	138744	SO7	7/7/1999	CARP	26.4	NA	22	5 *U*	5 *U*	5 *U*	5 U
ONONDAGAOCL9	138773	SO7	7/16/1999	CATFISH	17.6	NA	3	5 *U*	5 *U*	5 *U*	5 U
ONONDAGAOCL9	138708	SO7	6/24/1999	CATFISH	18.1	NA	5	5 *U*	5 *U*	5 *U*	5 U

Table A-1B. (cont.)

Survey	Sample Number	Survey Station	Date	Species	Length (in)	Age (yrs)	alpha-BHC (µg/kg-ww)	beta-BHC (µg/kg-ww)	delta-BHC (µg/kg-ww)	gamma-BHC (Lindane) (µg/kg-ww)	Dieldrin (µg/kg-ww)	Endrin (µg/kg-ww)
ONONDA98	774637	SO7	7/28/1998	CATFISH	17.8	NA					10 *U*	5 *U*
ONONDA98	774636	SO7	7/28/1998	CATFISH	18.2	NA					12	5 *U*
ONONDA98	130557	SO7	6/22/1998	LMB	15.0	8					5	5 *U*
ONONDA98	130554	SO7	6/22/1998	LMB	15.7	9					5 *U*	5 *U*
ONONDA98	130799	SO7	6/17/1998	LMB	16.1	8					5 *U*	5 *U*
ONONDA98	130555	SO7	6/22/1998	LMB	16.1	10					5 *U*	5 *U*
ONONDA98	774635	SO7	7/28/1998	LMB	16.4	8					5	5 *U*
ONONDA98	130567	SO7	6/22/1998	NPIKE	35.5	7					6 *U*	5 *U*
ONONDA98	130563	SO7	6/22/1998	SMB	13.4	7					5	5 *U*
ONONDA98	130823	SO7	6/17/1998	SMB	14.4	7					5 *U*	5 *U*
ONONDA98	130562	SO7	6/22/1998	SMB	15.1	7					5 *U*	5 *U*
ONONDA98	130560	SO7	6/22/1998	SMB	15.4	8					8 *U*	5 *U*
ONONDA98	130819	SO7	6/17/1998	SMB	15.9	7					5 *U*	5 *U*
ONONDA98	130561	SO7	6/22/1998	SMB	16.1	8					5 *U*	5 *U*
ONONDA98	130818	SO7	6/17/1998	SMB	16.6	7					5 *U*	5 *U*
ONONDA98	130889	SO7	6/18/1998	WALLEYE	16.8	NA					5 *U*	5 *U*
ONONDA98	130553	SO7	6/22/1998	WALLEYE	18.8	5					5 *U*	5 *U*
ONONDA98	130795	SO7	6/17/1998	WALLEYE	22.9	8					5	5 *U*
ONONDA98	130796	SO7	6/17/1998	WALLEYE	23.3	5					6 *U*	5 *U*
ONONDA98	130794	SO7	6/17/1998	WALLEYE	23.7	8					6 *U*	5 *U*
ONONDA98	130833	SO7	6/17/1998	WPERCH	6.5	3					5 *U*	5 *U*
ONONDA98	130837	SO7	6/17/1998	WPERCH	6.6	2					6	5 *U*
ONONDA98	130838	SO7	6/17/1998	WPERCH	6.7	2					6 *U*	5 *U*
ONONDA98	130834	SO7	6/17/1998	WPERCH	6.7	3					5	5 *U*
ONONDA98	130835	SO7	6/17/1998	WPERCH	6.7	2					7	5 *U*
ONONDAGAOCL9	138741	SO7	7/7/1999	CARP	18.0	NA	5 *U*	5 *U*	5 *U*	5 *U*	5	5 *U*
ONONDAGAOCL9	138743	SO7	7/7/1999	CARP	23.2	NA	5 *U*	5 *U*	5 *U*	5 *U*	5 *U*	5 *U*
ONONDAGAOCL9	138742	SO7	7/7/1999	CARP	24.8	NA	5 *U*	5 *U*	5 *U*	5 *U*	5 *U*	5 *U*
ONONDAGAOCL9	138709	SO7	6/24/1999	CARP	26.3	NA	5 *U*	5 *U*	5 *U*	5 *U*	5 *U*	5 *U*
ONONDAGAOCL9	138744	SO7	7/7/1999	CARP	26.4	NA	5 *U*	5 *U*	5 *U*	5 *U*	5 *U*	5 *U*
ONONDAGAOCL9	138773	SO7	7/16/1999	CATFISH	17.6	NA	5 *U*	5 *U*	5 *U*	5 *U*	5 *U*	5 *U*
ONONDAGAOCL9	138708	SO7	6/24/1999	CATFISH	18.1	NA	5 *U*	5 *U*	5 *U*	5 *U*	5 *U*	5 *U*

Table A-1B. (cont.)

Survey	Sample Number	Survey Station	Date	Species	Length (in)	Age (yrs)	Endrin aldehyde (µg/kg-ww)	Endrin ketone (µg/kg-ww)	Heptachlor (µg/kg-ww)	Heptachlor epoxide (µg/kg-ww)	Mirex (µg/kg-ww)	Photomirex (µg/kg-ww)
ONONDA98	774637	SO7	7/28/1998	CATFISH	17.8	NA					2 *U*	5 *U*
ONONDA98	774636	SO7	7/28/1998	CATFISH	18.2	NA					2 *U*	5 *U*
ONONDA98	130557	SO7	6/22/1998	LMB	15.0	8					2 *U*	5 *U*
ONONDA98	130554	SO7	6/22/1998	LMB	15.7	9					2 *U*	5 *U*
ONONDA98	130799	SO7	6/17/1998	LMB	16.1	8					2 *U*	5 *U*
ONONDA98	130555	SO7	6/22/1998	LMB	16.1	10					2 *U*	5 *U*
ONONDA98	774635	SO7	7/28/1998	LMB	16.4	8					2	5 *U*
ONONDA98	130567	SO7	6/22/1998	NPIKE	35.5	7					2 *U*	5 *U*
ONONDA98	130563	SO7	6/22/1998	SMB	13.4	7					2 *U*	5 *U*
ONONDA98	130823	SO7	6/17/1998	SMB	14.4	7					2 *U*	5 *U*
ONONDA98	130562	SO7	6/22/1998	SMB	15.1	7					2 *U*	5 *U*
ONONDA98	130560	SO7	6/22/1998	SMB	15.4	8					2 *U*	5 *U*
ONONDA98	130819	SO7	6/17/1998	SMB	15.9	7					2 *U*	5 *U*
ONONDA98	130561	SO7	6/22/1998	SMB	16.1	8					2 *U*	5 *U*
ONONDA98	130818	SO7	6/17/1998	SMB	16.6	7					2 *U*	5 *U*
ONONDA98	130889	SO7	6/18/1998	WALLEYE	16.8	NA					2 *U*	5 *U*
ONONDA98	130553	SO7	6/22/1998	WALLEYE	18.8	5					2 *U*	5 *U*
ONONDA98	130795	SO7	6/17/1998	WALLEYE	22.9	8					2 *U*	5 *U*
ONONDA98	130796	SO7	6/17/1998	WALLEYE	23.3	5					2 *U*	5 *U*
ONONDA98	130794	SO7	6/17/1998	WALLEYE	23.7	8					2 *U*	5 *U*
ONONDA98	130833	SO7	6/17/1998	WPERCH	6.5	3					2 *U*	5 *U*
ONONDA98	130837	SO7	6/17/1998	WPERCH	6.6	2					2 *U*	5 *U*
ONONDA98	130838	SO7	6/17/1998	WPERCH	6.7	2					2 *U*	5 *U*
ONONDA98	130834	SO7	6/17/1998	WPERCH	6.7	3					2 *U*	5 *U*
ONONDA98	130835	SO7	6/17/1998	WPERCH	6.7	2					2 *U*	5 *U*
ONONDAGAOCL9	138741	SO7	7/7/1999	CARP	18.0	NA	5 *U*		5 U	5 *U*	2 *U*	5 *U*
ONONDAGAOCL9	138743	SO7	7/7/1999	CARP	23.2	NA	5 *U*		5 U	5 *U*	2 *U*	5 *U*
ONONDAGAOCL9	138742	SO7	7/7/1999	CARP	24.8	NA	5 *U*		5 U	5 *U*	2 *U*	5 *U*
ONONDAGAOCL9	138709	SO7	6/24/1999	CARP	26.3	NA	5 *U*		5 U	5 *U*	2 *U*	5 *U*
ONONDAGAOCL9	138744	SO7	7/7/1999	CARP	26.4	NA	5 *U*		5 U	5 *U*	2 *U*	5 *U*
ONONDAGAOCL9	138773	SO7	7/16/1999	CATFISH	17.6	NA	5 *U*		5 U	5 *U*	2	5 *U*
ONONDAGAOCL9	138708	SO7	6/24/1999	CATFISH	18.1	NA	5 *U*		5 U	5 *U*	2	5 *U*

Table A-1B. (cont.)

Survey	Sample Number	Survey Station	Date	Species	Length (in)	Age (yrs)	Methoxy-chlor (µg/kg-ww)	2,4'-DDD (µg/kg-ww)	2,4'-DDE (µg/kg-ww)	2,4'-DDT (µg/kg-ww)	4,4'-DDD (µg/kg-ww)	4,4'-DDE (µg/kg-ww)
ONONDA98	774637	SO7	7/28/1998	CATFISH	17.8	NA					15	60
ONONDA98	774636	SO7	7/28/1998	CATFISH	18.2	NA					37	102
ONONDA98	130557	SO7	6/22/1998	LMB	15.0	8					2	3
ONONDA98	130554	SO7	6/22/1998	LMB	15.7	9					3	8
ONONDA98	130799	SO7	6/17/1998	LMB	16.1	8					4	8
ONONDA98	130555	SO7	6/22/1998	LMB	16.1	10					2	3
ONONDA98	774635	SO7	7/28/1998	LMB	16.4	8					2	9
ONONDA98	130567	SO7	6/22/1998	NPIKE	35.5	7					16	27
ONONDA98	130563	SO7	6/22/1998	SMB	13.4	7					7	18
ONONDA98	130823	SO7	6/17/1998	SMB	14.4	7					4	8
ONONDA98	130562	SO7	6/22/1998	SMB	15.1	7					12	20
ONONDA98	130560	SO7	6/22/1998	SMB	15.4	8					9	17
ONONDA98	130819	SO7	6/17/1998	SMB	15.9	7					16	28
ONONDA98	130561	SO7	6/22/1998	SMB	16.1	8					8	16
ONONDA98	130818	SO7	6/17/1998	SMB	16.6	7					10	21
ONONDA98	130889	SO7	6/18/1998	WALLEYE	16.8	NA					5	14
ONONDA98	130553	SO7	6/22/1998	WALLEYE	18.8	5					9 *U*	12
ONONDA98	130795	SO7	6/17/1998	WALLEYE	22.9	8					11	37
ONONDA98	130796	SO7	6/17/1998	WALLEYE	23.3	5					7	9
ONONDA98	130794	SO7	6/17/1998	WALLEYE	23.7	8					16	37
ONONDA98	130833	SO7	6/17/1998	WPERCH	6.5	3					4	6
ONONDA98	130837	SO7	6/17/1998	WPERCH	6.6	2					8	11
ONONDA98	130838	SO7	6/17/1998	WPERCH	6.7	2					14	18
ONONDA98	130834	SO7	6/17/1998	WPERCH	6.7	3					2	3
ONONDA98	130835	SO7	6/17/1998	WPERCH	6.7	2					7	9
ONONDAGAOCL9	138741	SO7	7/7/1999	CARP	18.0	NA		5 *U*	5	5 *U*	3	6
ONONDAGAOCL9	138743	SO7	7/7/1999	CARP	23.2	NA		5 *U*	7 *U*	5 *U*	12	117
ONONDAGAOCL9	138742	SO7	7/7/1999	CARP	24.8	NA		5 *U*	24	5 *U*	44	190
ONONDAGAOCL9	138709	SO7	6/24/1999	CARP	26.3	NA		5 *U*	10 *U*	5 *U*	19	71
ONONDAGAOCL9	138744	SO7	7/7/1999	CARP	26.4	NA		5 *U*	5 *U*	5 *U*	14	55
ONONDAGAOCL9	138773	SO7	7/16/1999	CATFISH	17.6	NA		5 *U*	5 *U*	5 *U*	2	14
ONONDAGAOCL9	138708	SO7	6/24/1999	CATFISH	18.1	NA		5 *U*	5 *U*	5 *U*	4	15

Table A-1B. (cont.)

Survey	Sample Number	Survey Station	Date	Species	Length (in)	Age (yrs)	4,4'-DDT (µg/kg-ww)	Toxaphene (µg/kg-ww)	Total Chlordane Constituents: alpha (cis) - Chlordane (µg/kg-ww)	Total Chlordane Constituents: gamma (trans)- Chlordane (µg/kg-ww)
ONONDA98	774637	SO7	7/28/1998	CATFISH	17.8	NA	4		5	5
ONONDA98	774636	SO7	7/28/1998	CATFISH	18.2	NA	7		9 *U*	5 *U*
ONONDA98	130557	SO7	6/22/1998	LMB	15.0	8	2		5 *U*	5 *U*
ONONDA98	130554	SO7	6/22/1998	LMB	15.7	9	2 *U*		5 *U*	5 *U*
ONONDA98	130799	SO7	6/17/1998	LMB	16.1	8	2		5 *U*	5 *U*
ONONDA98	130555	SO7	6/22/1998	LMB	16.1	10	2 *U*		5 *U*	5 *U*
ONONDA98	774635	SO7	7/28/1998	LMB	16.4	8	2		5	5 *U*
ONONDA98	130567	SO7	6/22/1998	NPIKE	35.5	7	3 *U*		5 *U*	5 *U*
ONONDA98	130563	SO7	6/22/1998	SMB	13.4	7	4		5 *U*	5 *U*
ONONDA98	130823	SO7	6/17/1998	SMB	14.4	7	2		5 *U*	5 *U*
ONONDA98	130562	SO7	6/22/1998	SMB	15.1	7	5		5 *U*	5 *U*
ONONDA98	130560	SO7	6/22/1998	SMB	15.4	8	3		5 *U*	5 *U*
ONONDA98	130819	SO7	6/17/1998	SMB	15.9	7	7		5 *U*	5 *U*
ONONDA98	130561	SO7	6/22/1998	SMB	16.1	8	4		5 *U*	5 *U*
ONONDA98	130818	SO7	6/17/1998	SMB	16.6	7	4		5	5 *U*
ONONDA98	130889	SO7	6/18/1998	WALLEYE	16.8	NA	2		5 *U*	5 *U*
ONONDA98	130553	SO7	6/22/1998	WALLEYE	18.8	5	3 *U*		5 *U*	5 *U*
ONONDA98	130795	SO7	6/17/1998	WALLEYE	22.9	8	10		5 *U*	5 *U*
ONONDA98	130796	SO7	6/17/1998	WALLEYE	23.3	5	3		5 *U*	5 *U*
ONONDA98	130794	SO7	6/17/1998	WALLEYE	23.7	8	8		6	5 *U*
ONONDA98	130833	SO7	6/17/1998	WPERCH	6.5	3	3 *U*		5 *U*	5 *U*
ONONDA98	130837	SO7	6/17/1998	WPERCH	6.6	2	5		5	5 *U*
ONONDA98	130838	SO7	6/17/1998	WPERCH	6.7	2	7		5 *U*	5 *U*
ONONDA98	130834	SO7	6/17/1998	WPERCH	6.7	3	2		5 *U*	5 *U*
ONONDA98	130835	SO7	6/17/1998	WPERCH	6.7	2	4		5 *U*	5 *U*
ONONDAGAOCL9	138741	SO7	7/7/1999	CARP	18.0	NA	6		5	5
ONONDAGAOCL9	138743	SO7	7/7/1999	CARP	23.2	NA	49		5 *U*	5 *U*
ONONDAGAOCL9	138742	SO7	7/7/1999	CARP	24.8	NA	82		13 *U*	8 *U*
ONONDAGAOCL9	138709	SO7	6/24/1999	CARP	26.3	NA	52		5 *U*	5 *U*
ONONDAGAOCL9	138744	SO7	7/7/1999	CARP	26.4	NA	32		5	5 *U*
ONONDAGAOCL9	138773	SO7	7/16/1999	CATFISH	17.6	NA	9		5	5 *U*
ONONDAGAOCL9	138708	SO7	6/24/1999	CATFISH	18.1	NA	17		5 *U*	5 *U*

Table A-1B. (cont.)

Survey	Sample Number	Survey Station	Date	Species	Length (in)	Age (yrs)	Total Chlordane Constituents: cis-Nonachlor (µg/kg-ww)	Total Chlordane Constituents: Trans-nonachlor (µg/kg-ww)	Total Chlordane Constituents: Oxy-chlordane (µg/kg-ww)	Total Chlordane[2] (µg/kg-ww)
ONONDA98	774637	SO7	7/28/1998	CATFISH	17.8	NA		5	10 *U*	15
ONONDA98	774636	SO7	7/28/1998	CATFISH	18.2	NA		6 *U*	10 *U*	5 *U*
ONONDA98	130557	SO7	6/22/1998	LMB	15.0	8		5 *U*	10 *U*	5 *U*
ONONDA98	130554	SO7	6/22/1998	LMB	15.7	9		5 *U*	10 *U*	5 *U*
ONONDA98	130799	SO7	6/17/1998	LMB	16.1	8		5 *U*	10 *U*	5 *U*
ONONDA98	130555	SO7	6/22/1998	LMB	16.1	10		5 *U*	10 *U*	5 *U*
ONONDA98	774635	SO7	7/28/1998	LMB	16.4	8		5	10 *U*	10 *U*
ONONDA98	130567	SO7	6/22/1998	NPIKE	35.5	7		5 *U*	10 *U*	5 *U*
ONONDA98	130563	SO7	6/22/1998	SMB	13.4	7		5 *U*	10 *U*	5 *U*
ONONDA98	130823	SO7	6/17/1998	SMB	14.4	7		5 *U*	10 *U*	5 *U*
ONONDA98	130562	SO7	6/22/1998	SMB	15.1	7		5 *U*	10 *U*	5 *U*
ONONDA98	130560	SO7	6/22/1998	SMB	15.4	8		5 *U*	10 *U*	5 *U*
ONONDA98	130819	SO7	6/17/1998	SMB	15.9	7		6 *U*	10 *U*	5 *U*
ONONDA98	130561	SO7	6/22/1998	SMB	16.1	8		5 *U*	10 *U*	5 *U*
ONONDA98	130818	SO7	6/17/1998	SMB	16.6	7		5	10 *U*	10
ONONDA98	130889	SO7	6/18/1998	WALLEYE	16.8	NA		5 *U*	10 *U*	5 *U*
ONONDA98	130553	SO7	6/22/1998	WALLEYE	18.8	5		5 *U*	10 *U*	5 *U*
ONONDA98	130795	SO7	6/17/1998	WALLEYE	22.9	8		5 *U*	10 *U*	5 *U*
ONONDA98	130796	SO7	6/17/1998	WALLEYE	23.3	5		5 *U*	10 *U*	5 *U*
ONONDA98	130794	SO7	6/17/1998	WALLEYE	23.7	8		5	10 *U*	11
ONONDA98	130833	SO7	6/17/1998	WPERCH	6.5	3		5 *U*	10 *U*	5 *U*
ONONDA98	130837	SO7	6/17/1998	WPERCH	6.6	2		5 *U*	10 *U*	5
ONONDA98	130838	SO7	6/17/1998	WPERCH	6.7	2		5 *U*	10 *U*	5 *U*
ONONDA98	130834	SO7	6/17/1998	WPERCH	6.7	3		5 *U*	10 *U*	5 *U*
ONONDA98	130835	SO7	6/17/1998	WPERCH	6.7	2		5 *U*	10 *U*	5 *U*
ONONDAGAOCL9	138741	SO7	7/7/1999	CARP	18.0	NA	5	5	6	26
ONONDAGAOCL9	138743	SO7	7/7/1999	CARP	23.2	NA	5 *U*	5 *U*	17	17
ONONDAGAOCL9	138742	SO7	7/7/1999	CARP	24.8	NA	13	13 *U*	48	61
ONONDAGAOCL9	138709	SO7	6/24/1999	CARP	26.3	NA	7 *U*	5 *U*	28	28
ONONDAGAOCL9	138744	SO7	7/7/1999	CARP	26.4	NA	5 *U*	5	18	28
ONONDAGAOCL9	138773	SO7	7/16/1999	CATFISH	17.6	NA	5 *U*	5 *U*	5	10
ONONDAGAOCL9	138708	SO7	6/24/1999	CATFISH	18.1	NA	5 *U*	5 *U*	5 *U*	5 *U*

Table A-1B. (cont.)

Survey	Sample Number	Survey Station	Date	Species	Length (in)	Age (yrs)	Hexachloro-benzene (µg/kg-ww)	Aldrin (µg/kg-ww)	Endosulfan I (µg/kg-ww)	Endosulfan II (µg/kg-ww)	Endosulfan sulfate (µg/kg-ww)
ONONDAGAOCL9	138745	SO7	7/7/1999	CATFISH	18.3	NA	10	5 *U*	5 *U*	5 *U*	5 U
ONONDAGAOCL9	138784	SO7	7/16/1999	CATFISH	18.9	NA	24	5 *U*	5 *U*	5 *U*	5 U
ONONDAGAOCL9	138783	SO7	7/16/1999	CATFISH	21.5	NA	14	5 *U*	5 *U*	5 *U*	5 U
ONONDAGAOCL9	138762	SO7	7/7/1999	LMB	13.6	6	2	5 *U*	5 *U*	5 *U*	5 U
ONONDAGAOCL9	138603	SO7	6/24/1999	LMB	15.1	8	2	5 *U*	5 *U*	5 *U*	5 U
ONONDAGAOCL9	138735	SO7	6/30/1999	LMB	15.2	6	3 *U*	5 *U*	5 *U*	5 *U*	5 U
ONONDAGAOCL9	138728	SO7	6/30/1999	LMB	16.0	6	2	5 *U*	5 *U*	5 *U*	5 U
ONONDAGAOCL9	138604	SO7	6/24/1999	LMB	17.3	7	8	5 *U*	5 *U*	5 *U*	5 U
ONONDAGAOCL9	138726	SO7	6/30/1999	LMB	17.8	7	3	5 *U*	5 *U*	5 *U*	5 U
ONONDAGAOCL9	138606	SO7	6/24/1999	LMB	18.3	9	2	5 *U*	5 *U*	5 *U*	5 U
ONONDAGAOCL9	138601	SO7	6/24/1999	LMB	18.5	8	3	5 *U*	5 *U*	5 *U*	5 U
ONONDAGAOCL9	138717	SO7	6/30/1999	SMB	16.7	8	4	5 *U*	5 *U*	5 *U*	5 U
ONONDAGAOCL9	138716	SO7	6/30/1999	SMB	17.3	9	2	5 *U*	5 *U*	5 *U*	5 U
ONONDAGAOCL9	138721	SO7	6/30/1999	SMB	17.5	7	2	5 *U*	5 *U*	5 *U*	5 U
ONONDAGAOCL9	138712	SO7	6/30/1999	SMB	17.5	9	3 *U*	5 *U*	5 *U*	5 *U*	5 U
ONONDAGAOCL9	138719	SO7	6/30/1999	SMB	17.7	8	3 *U*	5 *U*	5 *U*	5 *U*	5 U
ONONDAGAOCL9	138750	SO7	7/7/1999	WPERCH	6.5	NA	17	5 *U*	5 *U*	5 *U*	5 U
ONONDAGAOCL9	138747	SO7	7/7/1999	WPERCH	6.8	NA	19	5 *U*	5 *U*	5 *U*	5 U
ONONDAGAOCL9	138749	SO7	7/7/1999	WPERCH	7.4	NA	10	5 *U*	5 *U*	5 *U*	5 U
ONONDAGAOCL9	128748	SO7	7/7/1999	WPERCH	8.0	NA	13	5 *U*	5 *U*	5 *U*	5 U
ONONDAGAOCL9	138746	SO7	7/7/1999	WPERCH	8.0	NA	37	5 *U*	5 *U*	5 *U*	5 U
ONON2A	WB0034F	Lake	9/22/2000	BLUEGILL	7.4	3	8.7 [1]	2 *U*	1 *U*	1 *U*	2 U
ONON2A	WB0035F	Lake	9/22/2000	BLUEGILL	6.9	4	2.7 [1]	1 *U*	1 *U*	1 *U*	1 U
ONON2A	WB0036F	Lake	9/22/2000	CATFISH	21.1	12	12 [1]	1 *U*	2 *U*	10 *U*	4 U
ONON2A	WB0037F	Lake	9/22/2000	CATFISH	19.8	9	52 [1]	10 *U*	10 *U*	10 *U*	10 U
ONON2A	WB0043F	Lake	9/20/2000	CARP	22.2	7	29 [1]	1 *U*	1 *U*	10 *U*	10 U
ONON2A	WB0044F	Lake	9/20/2000	CARP	23.7	8	20 [1]	3	1 *U*	10 *U*	3 U
ONON2A	WB0045F	Lake	9/20/2000	CARP	22.6	7	170 [1]	10 *U*	10 *U*	10 *U*	10 U
NYSDEC-2000	9650573	Lake	6/14/2000	LMB	15.4	5	8	5 *U*	5 *U*		5 U
NYSDEC-2000	9650543	Lake	6/19/2000	LMB	15.6	5	2 *U*	5 *U*	5 *U*		5 U
NYSDEC-2000	9650564	Lake	6/14/2000	LMB	15.7	5	2 *U*	5 *U*	5 *U*		5 U
NYSDEC-2000	9650526	Lake	6/19/2000	LMB	15.7	5	6	5 *U*	5 *U*		5 U

Table A-1B. (cont.)

Survey	Sample Number	Survey Station	Date	Species	Length (in)	Age (yrs)	alpha-BHC (µg/kg-ww)	beta-BHC (µg/kg-ww)	delta-BHC (µg/kg-ww)	gamma-BHC (Lindane) (µg/kg-ww)	Dieldrin (µg/kg-ww)	Endrin (µg/kg-ww)
ONONDAGAOCL9	138745	SO7	7/7/1999	CATFISH	18.3	NA	5 *U*	5 *U*	5 *U*	5 *U*	5 *U*	5 *U*
ONONDAGAOCL9	138784	SO7	7/16/1999	CATFISH	18.9	NA	5 *U*	5 *U*	5 *U*	5 *U*	5 *U*	5 *U*
ONONDAGAOCL9	138783	SO7	7/16/1999	CATFISH	21.5	NA	5 *U*	5 *U*	5 *U*	5 *U*	5 *U*	5 *U*
ONONDAGAOCL9	138762	SO7	7/7/1999	LMB	13.6	6	5 *U*	5 *U*	5 *U*	5 *U*	5 *U*	5 *U*
ONONDAGAOCL9	138603	SO7	6/24/1999	LMB	15.1	8	5 *U*	5 *U*	5 *U*	5 *U*	5 *U*	5 *U*
ONONDAGAOCL9	138735	SO7	6/30/1999	LMB	15.2	6	5 *U*	5 *U*	5 *U*	5 *U*	5 *U*	5 *U*
ONONDAGAOCL9	138728	SO7	6/30/1999	LMB	16.0	6	5 *U*	5 *U*	5 *U*	5 *U*	5 *U*	5 *U*
ONONDAGAOCL9	138604	SO7	6/24/1999	LMB	17.3	7	5 *U*	5 *U*	5 *U*	5 *U*	5 *U*	5 *U*
ONONDAGAOCL9	138726	SO7	6/30/1999	LMB	17.8	7	5 *U*	5 *U*	5 *U*	5 *U*	5 *U*	5 *U*
ONONDAGAOCL9	138606	SO7	6/24/1999	LMB	18.3	9	5 *U*	5 *U*	5 *U*	5 *U*	5 *U*	5 *U*
ONONDAGAOCL9	138601	SO7	6/24/1999	LMB	18.5	8	5 *U*	5 *U*	5 *U*	5 *U*	5 *U*	5 *U*
ONONDAGAOCL9	138717	SO7	6/30/1999	SMB	16.7	8	5 *U*	5 *U*	5 *U*	5 *U*	5 *U*	5 *U*
ONONDAGAOCL9	138716	SO7	6/30/1999	SMB	17.3	9	5 *U*	5 *U*	5 *U*	5 *U*	5 *U*	5 *U*
ONONDAGAOCL9	138721	SO7	6/30/1999	SMB	17.5	7	5 *U*	5 *U*	5 *U*	5 *U*	5 *U*	5 *U*
ONONDAGAOCL9	138712	SO7	6/30/1999	SMB	17.5	9	5 *U*	5 *U*	5 *U*	5 *U*	5 *U*	5 *U*
ONONDAGAOCL9	138719	SO7	6/30/1999	SMB	17.7	8	5 *U*	5 *U*	5 *U*	5 *U*	5 *U*	5 *U*
ONONDAGAOCL9	138750	SO7	7/7/1999	WPERCH	6.5	NA	5 *U*	5 *U*	5 *U*	5 *U*	5	5 *U*
ONONDAGAOCL9	138747	SO7	7/7/1999	WPERCH	6.8	NA	5 *U*	5 *U*	5 *U*	5 *U*	5	5 *U*
ONONDAGAOCL9	138749	SO7	7/7/1999	WPERCH	7.4	NA	5 *U*	5 *U*	5 *U*	5 *U*	5	5 *U*
ONONDAGAOCL9	128748	SO7	7/7/1999	WPERCH	8.0	NA	5 *U*	5 *U*	5 *U*	5 *U*	5 *U*	5 *U*
ONONDAGAOCL9	138746	SO7	7/7/1999	WPERCH	8.0	NA	5 *U*	5 *U*	5 *U*	5 *U*	5 *U*	5 *U*
ONON2A	WB0034F	Lake	9/22/2000	BLUEGILL	7.4	3	1 *U*	1 *U*	1 *U*	1 *U*	5.9	3.6
ONON2A	WB0035F	Lake	9/22/2000	BLUEGILL	6.9	4	1 *U*	2 *U*	1 *U*	1 *U*	3.7	1.6
ONON2A	WB0036F	Lake	9/22/2000	CATFISH	21.1	12	1 *U*	1 *U*	1 *U*	1 *U*	14	6.2 *J*
ONON2A	WB0037F	Lake	9/22/2000	CATFISH	19.8	9	10 *U*	10 *U*	10 *U*	10 *U*	42 *J*	21 *J*
ONON2A	WB0043F	Lake	9/20/2000	CARP	22.2	7	1 *U*	1 *U*	1 *U*	1 *U*	7.4 *J*	7.2 *J*
ONON2A	WB0044F	Lake	9/20/2000	CARP	23.7	8	1 *U*	1 *U*	1 *U*	1.5	14	6.5
ONON2A	WB0045F	Lake	9/20/2000	CARP	22.6	7	10 *U*	10 *U*	10 *U*	10 *U*	13	10 *J*
NYSDEC-2000	9650573	Lake	6/14/2000	LMB	15.4	5	5 *U*	5 *U*	5 *U*	5 *U*	5 *U*	5 *U*
NYSDEC-2000	9650543	Lake	6/19/2000	LMB	15.6	5	5 *U*	5 *U*	5 *U*	5 *U*	5 *U*	5 *U*
NYSDEC-2000	9650564	Lake	6/14/2000	LMB	15.7	5	5 *U*	5 *U*	5 *U*	5 *U*	5 *U*	5 *U*
NYSDEC-2000	9650526	Lake	6/19/2000	LMB	15.7	5	5 *U*	5 *U*	5 *U*	5 *U*	5 *U*	5 *U*

Table A-1B. (cont.)

Survey	Sample Number	Survey Station	Date	Species	Length (in)	Age (yrs)	Endrin aldehyde (µg/kg-ww)	Endrin ketone (µg/kg-ww)	Heptachlor (µg/kg-ww)	Heptachlor epoxide (µg/kg-ww)	Mirex (µg/kg-ww)	Photomirex (µg/kg-ww)
ONONDAGAOCL9	138745	SO7	7/7/1999	CATFISH	18.3	NA	5 *U*		5 U	5 *U*	2 *U*	5 *U*
ONONDAGAOCL9	138784	SO7	7/16/1999	CATFISH	18.9	NA	5 *U*		5 U	5 *U*	2 *U*	5 *U*
ONONDAGAOCL9	138783	SO7	7/16/1999	CATFISH	21.5	NA	5 *U*		5 U	5 *U*	2 *U*	5 *U*
ONONDAGAOCL9	138762	SO7	7/7/1999	LMB	13.6	6	5 *U*		5 U	5 *U*	2 *U*	5
ONONDAGAOCL9	138603	SO7	6/24/1999	LMB	15.1	8	5 *U*		5 U	5 *U*	2 *U*	5 *U*
ONONDAGAOCL9	138735	SO7	6/30/1999	LMB	15.2	6	5 *U*		5 U	9	2 *U*	5 *U*
ONONDAGAOCL9	138728	SO7	6/30/1999	LMB	16.0	6	5 *U*		5 U	5	2 *U*	5 *U*
ONONDAGAOCL9	138604	SO7	6/24/1999	LMB	17.3	7	5 *U*		5 U	5	2 *U*	5 *U*
ONONDAGAOCL9	138726	SO7	6/30/1999	LMB	17.8	7	5 *U*		5 U	10	2 *U*	5 *U*
ONONDAGAOCL9	138606	SO7	6/24/1999	LMB	18.3	9	5 *U*		5 U	5	2 *U*	5 *U*
ONONDAGAOCL9	138601	SO7	6/24/1999	LMB	18.5	8	5 *U*		5 U	9 *U*	2 *U*	5 *U*
ONONDAGAOCL9	138717	SO7	6/30/1999	SMB	16.7	8	5 *U*		5 U	5 *U*	2 *U*	5 *U*
ONONDAGAOCL9	138716	SO7	6/30/1999	SMB	17.3	9	5 *U*		5 U	5 *U*	2 *U*	5 *U*
ONONDAGAOCL9	138721	SO7	6/30/1999	SMB	17.5	7	5 *U*		5 U	5	2 *U*	5 *U*
ONONDAGAOCL9	138712	SO7	6/30/1999	SMB	17.5	9	5 *U*		5 U	5 *U*	2 *U*	5 *U*
ONONDAGAOCL9	138719	SO7	6/30/1999	SMB	17.7	8	5 *U*		5 U	5 *U*	2 *U*	5 *U*
ONONDAGAOCL9	138750	SO7	7/7/1999	WPERCH	6.5	NA	5 *U*		5 U	5 *U*	2 *U*	5 *U*
ONONDAGAOCL9	138747	SO7	7/7/1999	WPERCH	6.8	NA	5 *U*		5 U	5 *U*	2 *U*	5 *U*
ONONDAGAOCL9	138749	SO7	7/7/1999	WPERCH	7.4	NA	5 *U*		5 U	5 *U*	2 *U*	5 *U*
ONONDAGAOCL9	128748	SO7	7/7/1999	WPERCH	8.0	NA	5 *U*		5 U	5 *U*	2 *U*	5 *U*
ONONDAGAOCL9	138746	SO7	7/7/1999	WPERCH	8.0	NA	5 *U*		5 U	5 *U*	2 *U*	5 *U*
ONON2A	WB0034F	Lake	9/22/2000	BLUEGILL	7.4	3	1.5 *U*	1.5 *U*	1 U	9 *U*		
ONON2A	WB0035F	Lake	9/22/2000	BLUEGILL	6.9	4	1 *U*	1 *U*	1 U	4 *U*		
ONON2A	WB0036F	Lake	9/22/2000	CATFISH	21.1	12	1 *U*	1 *U*	1 U	20 *U*		
ONON2A	WB0037F	Lake	9/22/2000	CATFISH	19.8	9	10 *U*	10 *U*	10 U	10 *U*		
ONON2A	WB0043F	Lake	9/20/2000	CARP	22.2	7	1 *U*	1 *U*	1 U	6 *U*		
ONON2A	WB0044F	Lake	9/20/2000	CARP	23.7	8	5 *U*	2 *U*	1 U	15 *U*		
ONON2A	WB0045F	Lake	9/20/2000	CARP	22.6	7	25 *U*	10 *U*	10 U	20 *U*		
NYSDEC-2000	9650573	Lake	6/14/2000	LMB	15.4	5	5 *U*		5 U	5 *U*	2 *U*	5 *U*
NYSDEC-2000	9650543	Lake	6/19/2000	LMB	15.6	5	5 *U*		5 U	5 *U*	2 *U*	5 *U*
NYSDEC-2000	9650564	Lake	6/14/2000	LMB	15.7	5	5 *U*		5 U	5 *U*	2 *U*	5 *U*
NYSDEC-2000	9650526	Lake	6/19/2000	LMB	15.7	5	5 *U*		5 U	7	2 *U*	5 *U*

Table A-1B. (cont.)

Survey	Sample Number	Survey Station	Date	Species	Length (in)	Age (yrs)	Methoxy-chlor (µg/kg-ww)	2,4'-DDD (µg/kg-ww)	2,4'-DDE (µg/kg-ww)	2,4'-DDT (µg/kg-ww)	4,4'-DDD (µg/kg-ww)	4,4'-DDE (µg/kg-ww)
ONONDAGAOCL9	138745	SO7	7/7/1999	CATFISH	18.3	NA		5	5	5 *U*	14	37
ONONDAGAOCL9	138784	SO7	7/16/1999	CATFISH	18.9	NA		5 *U*	5 *U*	5 *U*	13	26
ONONDAGAOCL9	138783	SO7	7/16/1999	CATFISH	21.5	NA		5 *U*	5 *U*	5 *U*	12	41
ONONDAGAOCL9	138762	SO7	7/7/1999	LMB	13.6	6		5 *U*	5 *U*	5 *U*	2	9
ONONDAGAOCL9	138603	SO7	6/24/1999	LMB	15.1	8		5 *U*	5 *U*	5 *U*	5	21
ONONDAGAOCL9	138735	SO7	6/30/1999	LMB	15.2	6		5 *U*	5 *U*	5 *U*	5	20
ONONDAGAOCL9	138728	SO7	6/30/1999	LMB	16.0	6		5 *U*	5 *U*	5 *U*	4	18
ONONDAGAOCL9	138604	SO7	6/24/1999	LMB	17.3	7		5 *U*	5 *U*	5 *U*	12	52
ONONDAGAOCL9	138726	SO7	6/30/1999	LMB	17.8	7		5 *U*	5 *U*	5 *U*	7	33
ONONDAGAOCL9	138606	SO7	6/24/1999	LMB	18.3	9		5 *U*	5 *U*	5 *U*	4	16
ONONDAGAOCL9	138601	SO7	6/24/1999	LMB	18.5	8		5 *U*	5 *U*	5 *U*	6	20
ONONDAGAOCL9	138717	SO7	6/30/1999	SMB	16.7	8		5 *U*	5 *U*	5 *U*	10	34
ONONDAGAOCL9	138716	SO7	6/30/1999	SMB	17.3	9		5 *U*	5 *U*	5 *U*	4	12
ONONDAGAOCL9	138721	SO7	6/30/1999	SMB	17.5	7		5 *U*	5 *U*	5 *U*	2	8
ONONDAGAOCL9	138712	SO7	6/30/1999	SMB	17.5	9		5 *U*	5 *U*	5 *U*	8	29
ONONDAGAOCL9	138719	SO7	6/30/1999	SMB	17.7	8		5 *U*	5 *U*	5 *U*	6	19
ONONDAGAOCL9	138750	SO7	7/7/1999	WPERCH	6.5	NA		5 *U*	5	5 *U*	8	14
ONONDAGAOCL9	138747	SO7	7/7/1999	WPERCH	6.8	NA		5	5	5 *U*	10	9
ONONDAGAOCL9	138749	SO7	7/7/1999	WPERCH	7.4	NA		5 *U*	5 *U*	5 *U*	5	8
ONONDAGAOCL9	128748	SO7	7/7/1999	WPERCH	8.0	NA		5 *U*	9	5 *U*	14	37
ONONDAGAOCL9	138746	SO7	7/7/1999	WPERCH	8.0	NA		5 *U*	9	5 *U*	16	18
ONON2A	WB0034F	Lake	9/22/2000	BLUEGILL	7.4	3	1 *U*				3.8	16
ONON2A	WB0035F	Lake	9/22/2000	BLUEGILL	6.9	4	1 *U*				1.4	7.6
ONON2A	WB0036F	Lake	9/22/2000	CATFISH	21.1	12	1 *U*				21	80
ONON2A	WB0037F	Lake	9/22/2000	CATFISH	19.8	9	10 *U*				52	140
ONON2A	WB0043F	Lake	9/20/2000	CARP	22.2	7	1 *U*				14	43
ONON2A	WB0044F	Lake	9/20/2000	CARP	23.7	8	10 *U*				34	100
ONON2A	WB0045F	Lake	9/20/2000	CARP	22.6	7	10 *U*				34	100
NYSDEC-2000	9650573	Lake	6/14/2000	LMB	15.4	5		5 *U*	5 *U*	5 *U*	4	8
NYSDEC-2000	9650543	Lake	6/19/2000	LMB	15.6	5		5 *U*	5 *U*	5 *U*	2 *U*	5
NYSDEC-2000	9650564	Lake	6/14/2000	LMB	15.7	5		5 *U*	5 *U*	5 *U*	2 *U*	3
NYSDEC-2000	9650526	Lake	6/19/2000	LMB	15.7	5		5 *U*	5 *U*	5 *U*	5	13

Table A-1B. (cont.)

Survey	Sample Number	Survey Station	Date	Species	Length (in)	Age (yrs)	4,4'-DDT (µg/kg-ww)	Toxaphene (µg/kg-ww)	Total Chlordane Constituents: alpha (cis) - Chlordane (µg/kg-ww)	Total Chlordane Constituents: gamma (trans)- Chlordane (µg/kg-ww)
ONONDAGAOCL9	138745	SO7	7/7/1999	CATFISH	18.3	NA	32		5	5 *U*
ONONDAGAOCL9	138784	SO7	7/16/1999	CATFISH	18.9	NA	15		5 *U*	5 *U*
ONONDAGAOCL9	138783	SO7	7/16/1999	CATFISH	21.5	NA	7		5	5 *U*
ONONDAGAOCL9	138762	SO7	7/7/1999	LMB	13.6	6	7 *U*		5 *U*	5 *U*
ONONDAGAOCL9	138603	SO7	6/24/1999	LMB	15.1	8	12		5 *U*	5 *U*
ONONDAGAOCL9	138735	SO7	6/30/1999	LMB	15.2	6	11		5 *U*	5 *U*
ONONDAGAOCL9	138728	SO7	6/30/1999	LMB	16.0	6	6		5 *U*	5 *U*
ONONDAGAOCL9	138604	SO7	6/24/1999	LMB	17.3	7	20		5 *U*	5 *U*
ONONDAGAOCL9	138726	SO7	6/30/1999	LMB	17.8	7	12		5 *U*	5 *U*
ONONDAGAOCL9	138606	SO7	6/24/1999	LMB	18.3	9	7		5 *U*	5 *U*
ONONDAGAOCL9	138601	SO7	6/24/1999	LMB	18.5	8	9		5 *U*	5 *U*
ONONDAGAOCL9	138717	SO7	6/30/1999	SMB	16.7	8	21		5 *U*	5 *U*
ONONDAGAOCL9	138716	SO7	6/30/1999	SMB	17.3	9	8		5 *U*	5 *U*
ONONDAGAOCL9	138721	SO7	6/30/1999	SMB	17.5	7	8		5 *U*	5 *U*
ONONDAGAOCL9	138712	SO7	6/30/1999	SMB	17.5	9	15		5 *U*	5 *U*
ONONDAGAOCL9	138719	SO7	6/30/1999	SMB	17.7	8	12		5 *U*	5 *U*
ONONDAGAOCL9	138750	SO7	7/7/1999	WPERCH	6.5	NA	18		5	5 *U*
ONONDAGAOCL9	138747	SO7	7/7/1999	WPERCH	6.8	NA	11		5	5 *U*
ONONDAGAOCL9	138749	SO7	7/7/1999	WPERCH	7.4	NA	11		5	5 *U*
ONONDAGAOCL9	128748	SO7	7/7/1999	WPERCH	8.0	NA	24		6 *U*	5 *U*
ONONDAGAOCL9	138746	SO7	7/7/1999	WPERCH	8.0	NA	36		6 *U*	5 *U*
ONON2A	WB0034F	Lake	9/22/2000	BLUEGILL	7.4	3	4.4 *J*	500 *U*	1 *U*	1 *U*
ONON2A	WB0035F	Lake	9/22/2000	BLUEGILL	6.9	4	1.6 *J*	50 *U*	1 *U*	1 *U*
ONON2A	WB0036F	Lake	9/22/2000	CATFISH	21.1	12	7.4 *J*	1,000 *U*	1 *U*	1.1 *J*
ONON2A	WB0037F	Lake	9/22/2000	CATFISH	19.8	9	16 *J*	2,000 *U*	10 *U*	10 *U*
ONON2A	WB0043F	Lake	9/20/2000	CARP	22.2	7	6.1 *J*	500 *U*	2.6 *J*	1.4 *J*
ONON2A	WB0044F	Lake	9/20/2000	CARP	23.7	8	5.3	500 *U*	6.9	4.4
ONON2A	WB0045F	Lake	9/20/2000	CARP	22.6	7	7.6 *J*	500 *U*	10 *U*	10 *U*
NYSDEC-2000	9650573	Lake	6/14/2000	LMB	15.4	5	4		5 *U*	5 *U*
NYSDEC-2000	9650543	Lake	6/19/2000	LMB	15.6	5	2		5 *U*	5 *U*
NYSDEC-2000	9650564	Lake	6/14/2000	LMB	15.7	5	2		5 *U*	5 *U*
NYSDEC-2000	9650526	Lake	6/19/2000	LMB	15.7	5	6		5 *U*	5 *U*

Table A-1B. (cont.)

Survey	Sample Number	Survey Station	Date	Species	Length (in)	Age (yrs)	Total Chlordane Constituents: cis-Nonachlor (µg/kg-ww)	Total Chlordane Constituents: Trans-nonachlor (µg/kg-ww)	Total Chlordane Constituents: Oxy-chlordane (µg/kg-ww)	Total Chlordane[2] (µg/kg-ww)
ONONDAGAOCL9	138745	SO7	7/7/1999	CATFISH	18.3	NA	5	5 *U*	25	35
ONONDAGAOCL9	138784	SO7	7/16/1999	CATFISH	18.9	NA	5 *U*	5 *U*	21	21
ONONDAGAOCL9	138783	SO7	7/16/1999	CATFISH	21.5	NA	5 *U*	5 *U*	23	28
ONONDAGAOCL9	138762	SO7	7/7/1999	LMB	13.6	6	5 *U*	5 *U*	7 *U*	5 *U*
ONONDAGAOCL9	138603	SO7	6/24/1999	LMB	15.1	8	5 *U*	5 *U*	6	6
ONONDAGAOCL9	138735	SO7	6/30/1999	LMB	15.2	6	5 *U*	5 *U*	11	11
ONONDAGAOCL9	138728	SO7	6/30/1999	LMB	16.0	6	5 *U*	5 *U*	6	6
ONONDAGAOCL9	138604	SO7	6/24/1999	LMB	17.3	7	5 *U*	5 *U*	13	13
ONONDAGAOCL9	138726	SO7	6/30/1999	LMB	17.8	7	5 *U*	5 *U*	12	12
ONONDAGAOCL9	138606	SO7	6/24/1999	LMB	18.3	9	5 *U*	5 *U*	6	6
ONONDAGAOCL9	138601	SO7	6/24/1999	LMB	18.5	8	5 *U*	5 *U*	10	10
ONONDAGAOCL9	138717	SO7	6/30/1999	SMB	16.7	8	5 *U*	5 *U*	13	13
ONONDAGAOCL9	138716	SO7	6/30/1999	SMB	17.3	9	5 *U*	5 *U*	5	5
ONONDAGAOCL9	138721	SO7	6/30/1999	SMB	17.5	7	5 *U*	5 *U*	5	5
ONONDAGAOCL9	138712	SO7	6/30/1999	SMB	17.5	9	5 *U*	5 *U*	10 *U*	5 *U*
ONONDAGAOCL9	138719	SO7	6/30/1999	SMB	17.7	8	5 *U*	5 *U*	7	7
ONONDAGAOCL9	138750	SO7	7/7/1999	WPERCH	6.5	NA	5	5	18	33
ONONDAGAOCL9	138747	SO7	7/7/1999	WPERCH	6.8	NA	5	5 *U*	14	24
ONONDAGAOCL9	138749	SO7	7/7/1999	WPERCH	7.4	NA	5 *U*	5 *U*	9	14
ONONDAGAOCL9	128748	SO7	7/7/1999	WPERCH	8.0	NA	5 *U*	5 *U*	29	29
ONONDAGAOCL9	138746	SO7	7/7/1999	WPERCH	8.0	NA	6 *U*	5 *U*	29	29
ONON2A	WB0034F	Lake	9/22/2000	BLUEGILL	7.4	3				1 *U*
ONON2A	WB0035F	Lake	9/22/2000	BLUEGILL	6.9	4				1 *U*
ONON2A	WB0036F	Lake	9/22/2000	CATFISH	21.1	12				1.1
ONON2A	WB0037F	Lake	9/22/2000	CATFISH	19.8	9				10 *U*
ONON2A	WB0043F	Lake	9/20/2000	CARP	22.2	7				4
ONON2A	WB0044F	Lake	9/20/2000	CARP	23.7	8				11.3
ONON2A	WB0045F	Lake	9/20/2000	CARP	22.6	7				10 *U*
NYSDEC-2000	9650573	Lake	6/14/2000	LMB	15.4	5	5 *U*	5 *U*	5 *U*	5 *U*
NYSDEC-2000	9650543	Lake	6/19/2000	LMB	15.6	5	5 *U*	5 *U*	5 *U*	5 *U*
NYSDEC-2000	9650564	Lake	6/14/2000	LMB	15.7	5	5 *U*	5 *U*	5 *U*	5 *U*
NYSDEC-2000	9650526	Lake	6/19/2000	LMB	15.7	5	5 *U*	5 *U*	5	5

Table A-1B. (cont.)

Survey	Sample Number	Survey Station	Date	Species	Length (in)	Age (yrs)	Hexachloro-benzene (µg/kg-ww)	Aldrin (µg/kg-ww)	Endosulfan I (µg/kg-ww)	Endosulfan II (µg/kg-ww)	Endosulfan sulfate (µg/kg-ww)
NYSDEC-2000	9650553	Lake	6/19/2000	LMB	16.3	5	2	5 *U*	5 *U*		5 U
NYSDEC-2000	138796	Lake	6/19/2000	SMB	12.5	6	2	5 *U*	5 *U*		5 U
NYSDEC-2000	9650560	Lake	6/19/2000	SMB	14.2	6	4	5 *U*	5 *U*		5 U
NYSDEC-2000	9650557	Lake	6/19/2000	SMB	14.7	5	4	5 *U*	5 *U*		5 U
NYSDEC-2000	9650556	Lake	6/19/2000	SMB	14.8	6	4	5 *U*	5 *U*		5 U
NYSDEC-2000	138787	Lake	6/19/2000	SMB	15.7	8	6	5 *U*	5 *U*		5 U

Table A-1B. (cont.)

Survey	Sample Number	Survey Station	Date	Species	Length (in)	Age (yrs)	alpha-BHC (µg/kg-ww)	beta-BHC (µg/kg-ww)	delta-BHC (µg/kg-ww)	gamma-BHC (Lindane) (µg/kg-ww)	Dieldrin (µg/kg-ww)	Endrin (µg/kg-ww)
NYSDEC-2000	9650553	Lake	6/19/2000	LMB	16.3	5	5 *U*	5 *U*	5 *U*	5 *U*	5 *U*	5 *U*
NYSDEC-2000	138796	Lake	6/19/2000	SMB	12.5	6	5 *U*	5 *U*	5 *U*	5 *U*	5 *U*	5 *U*
NYSDEC-2000	9650560	Lake	6/19/2000	SMB	14.2	6	5 *U*	5 *U*	5 *U*	5 *U*	5 *U*	5 *U*
NYSDEC-2000	9650557	Lake	6/19/2000	SMB	14.7	5	5 *U*	5 *U*	5 *U*	5 *U*	5 *U*	5 *U*
NYSDEC-2000	9650556	Lake	6/19/2000	SMB	14.8	6	5 *U*	5 *U*	5 *U*	5 *U*	5 *U*	5 *U*
NYSDEC-2000	138787	Lake	6/19/2000	SMB	15.7	8	5 *U*	5 *U*	5 *U*	5 *U*	5 *U*	5 *U*

Table A-1B. (cont.)

Survey	Sample Number	Survey Station	Date	Species	Length (in)	Age (yrs)	Endrin aldehyde (µg/kg-ww)	Endrin ketone (µg/kg-ww)	Heptachlor (µg/kg-ww)	Heptachlor epoxide (µg/kg-ww)	Mirex (µg/kg-ww)	Photomirex (µg/kg-ww)
NYSDEC-2000	9650553	Lake	6/19/2000	LMB	16.3	5	5 *U*		5 U	5 *U*	2 *U*	5 *U*
NYSDEC-2000	138796	Lake	6/19/2000	SMB	12.5	6	5 *U*		5 U	5 *U*	2 *U*	5 *U*
NYSDEC-2000	9650560	Lake	6/19/2000	SMB	14.2	6	5 *U*		5 U	5 *U*	2 *U*	5 *U*
NYSDEC-2000	9650557	Lake	6/19/2000	SMB	14.7	5	5 *U*		5 U	5 *U*	2 *U*	5 *U*
NYSDEC-2000	9650556	Lake	6/19/2000	SMB	14.8	6	5 *U*		5 U	5 *U*	2 *U*	5 *U*
NYSDEC-2000	138787	Lake	6/19/2000	SMB	15.7	8	5 *U*		5 U	5 *U*	2 *U*	5 *U*

Table A-1B. (cont.)

Survey	Sample Number	Survey Station	Date	Species	Length (in)	Age (yrs)	Methoxy-chlor (µg/kg-ww)	2,4'-DDD (µg/kg-ww)	2,4'-DDE (µg/kg-ww)	2,4'-DDT (µg/kg-ww)	4,4'-DDD (µg/kg-ww)	4,4'-DDE (µg/kg-ww)
NYSDEC-2000	9650553	Lake	6/19/2000	LMB	16.3	5		5 *U*	5 *U*	5 *U*	2 *U*	4
NYSDEC-2000	138796	Lake	6/19/2000	SMB	12.5	6		5 *U*	5 *U*	5 *U*	2	8
NYSDEC-2000	9650560	Lake	6/19/2000	SMB	14.2	6		5 *U*	5 *U*	5 *U*	2	6
NYSDEC-2000	9650557	Lake	6/19/2000	SMB	14.7	5		5 *U*	5 *U*	5 *U*	4	10
NYSDEC-2000	9650556	Lake	6/19/2000	SMB	14.8	6		5 *U*	5 *U*	5 *U*	3	10
NYSDEC-2000	138787	Lake	6/19/2000	SMB	15.7	8		5 *U*	5 *U*	5 *U*	7	26

Table A-1B. (cont.)

Survey	Sample Number	Survey Station	Date	Species	Length (in)	Age (yrs)	4,4'-DDT (µg/kg-ww)	Toxaphene (µg/kg-ww)	Total Chlordane Constituents: alpha (cis) - Chlordane (µg/kg-ww)	Total Chlordane Constituents: gamma (trans)- Chlordane (µg/kg-ww)
NYSDEC-2000	9650553	Lake	6/19/2000	LMB	16.3	5	2		5 *U*	5 *U*
NYSDEC-2000	138796	Lake	6/19/2000	SMB	12.5	6	2		5 *U*	5 *U*
NYSDEC-2000	9650560	Lake	6/19/2000	SMB	14.2	6	4		5 *U*	5 *U*
NYSDEC-2000	9650557	Lake	6/19/2000	SMB	14.7	5	5		5 *U*	5 *U*
NYSDEC-2000	9650556	Lake	6/19/2000	SMB	14.8	6	4		5 *U*	5 *U*
NYSDEC-2000	138787	Lake	6/19/2000	SMB	15.7	8	9		5 *U*	5 *U*

Table A-1B. (cont.)

Survey	Sample Number	Survey Station	Date	Species	Length (in)	Age (yrs)	Total Chlordane Constituents: cis-Nonachlor (µg/kg-ww)	Total Chlordane Constituents: Trans-nonachlor (µg/kg-ww)	Total Chlordane Constituents: Oxy-chlordane (µg/kg-ww)	Total Chlordane[2] (µg/kg-ww)
NYSDEC-2000	9650553	Lake	6/19/2000	LMB	16.3	5	5 *U*	5 *U*	5 *U*	5 *U*
NYSDEC-2000	138796	Lake	6/19/2000	SMB	12.5	6	5 *U*	5 *U*	5 *U*	5 *U*
NYSDEC-2000	9650560	Lake	6/19/2000	SMB	14.2	6	5 *U*	5 *U*	5 *U*	5 *U*
NYSDEC-2000	9650557	Lake	6/19/2000	SMB	14.7	5	5 *U*	5 *U*	5	5
NYSDEC-2000	9650556	Lake	6/19/2000	SMB	14.8	6	5 *U*	5 *U*	5 *U*	5 *U*
NYSDEC-2000	138787	Lake	6/19/2000	SMB	15.7	8	5 *U*	5	10	15

Notes:

[1] Honeywell 2000 data for hexachlorobenzene were analyzed using the GC/ECD method

[2] Total Chlordane is a calculated quantity, not a direct measurement

[3] Chlordane data reported as "cis" and "trans" converted to "alpha" and "gamma"

LMB - largemouth bass
NPIKE - northern pike
SMB - smallmouth bass
WPERCH - white perch

Table A-1C. Onondaga Lake Fish Fillets – PCB Data

Survey	Sample Number	Survey Station	Date	Species	Length (in)	Age (yrs)	Aroclor 1016 (µg/kg-ww)	Aroclor 1221 (µg/kg-ww)	Aroclor 1232 (µg/kg-ww)	Aroclor 1242 (µg/kg-ww)	Aroclor 1248 (µg/kg-ww)	Aroclor 1254 (µg/kg-ww)	Aroclor 1260 (µg/kg-ww)
NYSDEC-1992	1977	SO12	7/6/1992	SMB	13.9	6	279						
NYSDEC-1992	2011	SO12	7/7/1992	SMB	17.9	10	465						
NYSDEC-1992	2009	SO12	7/7/1992	SMB	17.2	9	485						
NYSDEC-1992	1980	SO12	7/6/1992	SMB	16.3	7	317						
NYSDEC-1992	2007	SO12	7/7/1992	SMB	13.0	6	134						
NYSDEC-1992	2013	SO12	7/7/1992	WALLEYE	18.1	9	369						
NYSDEC-1992	2021	SO12	7/7/1992	WALLEYE	26.2	8	1,011						
NYSDEC-1992	2018	SO12	7/7/1992	WALLEYE	21.3	7	468						
NYSDEC-1992	2020	SO12	7/7/1992	WALLEYE	22.5	9	1,607						
NYSDEC-1992	2019	SO12	7/7/1992	WALLEYE	21.7	6	443						
NYSDEC-1994	F2322	SO12	07/13/94	SMB	12.8	8							
NYSDEC-1994	F2325	SO12	07/13/94	SMB	14.0	6							
NYSDEC-1994	F2327	SO12	07/13/94	SMB	14.1	6							
NYSDEC-1994	F2330	SO12	07/13/94	SMB	14.2	6							
NYSDEC-1994	F2334	SO12	07/13/94	SMB	14.6	6							
NYSDEC-1994	F2338	SO12	07/13/94	SMB	15.4	7							
NYSDEC-1994	F2298	SO12	07/05/94	SMB	15.9	7							
NYSDEC-1994	F2340	SO12	07/13/94	SMB	16.1	8							
NYSDEC-1994	F2320	SO12	07/07/94	SMB	17.4	8							
NYSDEC-1994	F2342	SO12	07/13/94	SMB	19.2	8							
ONON96	NYCD334	SO7	7/2/1996	LMB	14.7	5	20 *U*						
ONON96	NYCD335	SO7	7/2/1996	LMB	15.5	7	39						
ONON96	NYCD337	SO7	7/2/1996	LMB	15.5	6	33						
ONON96	NYCD338	SO7	7/2/1996	LMB	15	6	20 *U*						
ONON96	NYCD349	SO7	7/2/1996	LMB	14.4	6	49						
ONON96	NYCD392	SO7	7/1/1996	LMB	14.6	9	32						
ONON96	NYCD396	SO7	7/1/1996	LMB	13.3	5	28						
ONON96	NYCD674	SO7	7/2/1996	LMB	13.5	5	20 *U*						
ONON96	NYCD694	SO7	7/2/1996	LMB	15	5	20 *U*						
ONON96	NYCD951	SO7	7/2/1996	LMB	13.9	6	20 *U*						
ONON96	NYCD353	SO7	6/27/1996	SMB	16.4	6	1,006						
ONON96	NYCD351	SO7	6/27/1996	SMB	16.5	7	1,060						
ONON96	NYCD355	SO7	6/27/1996	SMB	17.6	7	134						

Table A-1C. (cont.)

Survey	Sample Number	Survey Station	Date	Species	Length (in)	Age (yrs)	Aroclor 1268 (µg/kg-ww)	Aroclors 1254 & 1260 (µg/kg-ww)	Sum PCBs (µg/kg-ww)	Sum Low Molecular Weight PCBs (µg/kg-ww)	Sum High Molecular Weight PCBs (µg/kg-ww)
NYSDEC-1992	1977	SO12	7/6/1992	SMB	13.9	6		370	649	279	370
NYSDEC-1992	2011	SO12	7/7/1992	SMB	17.9	10		548	1,013	465	548
NYSDEC-1992	2009	SO12	7/7/1992	SMB	17.2	9		655	1,140	485	655
NYSDEC-1992	1980	SO12	7/6/1992	SMB	16.3	7		403	720	317	403
NYSDEC-1992	2007	SO12	7/7/1992	SMB	13.0	6		220	354	134	220
NYSDEC-1992	2013	SO12	7/7/1992	WALLEYE	18.1	9		306	675	369	306
NYSDEC-1992	2021	SO12	7/7/1992	WALLEYE	26.2	8		945	1,956	1,011	945
NYSDEC-1992	2018	SO12	7/7/1992	WALLEYE	21.3	7		466	934	468	466
NYSDEC-1992	2020	SO12	7/7/1992	WALLEYE	22.5	9		1,531	3,138	1,607	1,531
NYSDEC-1992	2019	SO12	7/7/1992	WALLEYE	21.7	6		319	762	443	319
NYSDEC-1994	F2322	SO12	07/13/94	SMB	12.8	8		158	158		158
NYSDEC-1994	F2325	SO12	07/13/94	SMB	14.0	6		377	377		377
NYSDEC-1994	F2327	SO12	07/13/94	SMB	14.1	6		568	568		568
NYSDEC-1994	F2330	SO12	07/13/94	SMB	14.2	6		390	390		390
NYSDEC-1994	F2334	SO12	07/13/94	SMB	14.6	6		460	460		460
NYSDEC-1994	F2338	SO12	07/13/94	SMB	15.4	7		797	797		797
NYSDEC-1994	F2298	SO12	07/05/94	SMB	15.9	7		987	987		987
NYSDEC-1994	F2340	SO12	07/13/94	SMB	16.1	8		1,197	1,197		1,197
NYSDEC-1994	F2320	SO12	07/07/94	SMB	17.4	8		1,128	1,128		1,128
NYSDEC-1994	F2342	SO12	07/13/94	SMB	19.2	8		632	632		632
ONON96	NYCD334	SO7	7/2/1996	LMB	14.7	5		20 *U*	40 *U*	20 U	20 U
ONON96	NYCD335	SO7	7/2/1996	LMB	15.5	7		46	85	39	46
ONON96	NYCD337	SO7	7/2/1996	LMB	15.5	6		39	72	33	39
ONON96	NYCD338	SO7	7/2/1996	LMB	15	6		20 *U*	40 *U*	20 U	20 U
ONON96	NYCD349	SO7	7/2/1996	LMB	14.4	6		60	109	49	60
ONON96	NYCD392	SO7	7/1/1996	LMB	14.6	9		43	75	32	43
ONON96	NYCD396	SO7	7/1/1996	LMB	13.3	5		49	77	28	49
ONON96	NYCD674	SO7	7/2/1996	LMB	13.5	5		20	30	20 U	20
ONON96	NYCD694	SO7	7/2/1996	LMB	15	5		29	39	20 U	29
ONON96	NYCD951	SO7	7/2/1996	LMB	13.9	6		23	33	20 U	23
ONON96	NYCD353	SO7	6/27/1996	SMB	16.4	6		142	1,148	1,006	142
ONON96	NYCD351	SO7	6/27/1996	SMB	16.5	7		249	1,309	1,060	249
ONON96	NYCD355	SO7	6/27/1996	SMB	17.6	7		222	356	134	222

Table A-1C. (cont.)

Survey	Sample Number	Survey Station	Date	Species	Length (in)	Age (yrs)	Aroclor 1016 (µg/kg-ww)	Aroclor 1221 (µg/kg-ww)	Aroclor 1232 (µg/kg-ww)	Aroclor 1242 (µg/kg-ww)	Aroclor 1248 (µg/kg-ww)	Aroclor 1254 (µg/kg-ww)	Aroclor 1260 (µg/kg-ww)
ONON96	NYCD367	SO7	7/2/1996	SMB	11.6	4	109						
ONON96	NYCD365	SO7	7/2/1996	SMB	16.6	6	113						
ONON96	NYCD902	SO7	7/8/1996	SMB	13.8	5	108						
ONON96	NYCD903	SO7	7/8/1996	SMB	13.8	7	292						
ONON96	NYCD905	SO7	7/8/1996	SMB	14.5	6	63						
ONON96	NYCD908	SO7	7/8/1996	SMB	15	7	68						
ONON96	NYCD909	SO7	7/8/1996	SMB	15.1	6	106						
ONON97	4559	SO7	6/30/1997	LMB	14.6	10	109						
ONON97	4575	SO7	6/30/1997	LMB	15.3	12	337						
ONON97	4560	SO7	6/30/1997	LMB	15.5	9	29						
ONON97	4566	SO7	6/30/1997	LMB	15.7	9	95						
ONON97	4561	SO7	6/30/1997	LMB	18.3	12	22						
ONON97	4676	SO7	6/30/1997	SMB	17.6	8	49						
ONON97	4140	SO7	7/1/1997	SMB	15.5	10	104						
ONON97	4136	SO7	7/1/1997	SMB	15.6	9	127						
ONON97	2894	SO7	7/1/1997	SMB	17.4	8	139						
ONON97	4144	SO7	7/3/1997	SMB	13	9	96						
ONON97	4145	SO7	7/3/1997	SMB	13.4	8	72						
ONON97	4146	SO7	7/3/1997	SMB	14.1	8	54						
ONON97	4654	SO7	6/30/1997	WPERCH	10.4	6	253						
ONON97	4653	SO7	6/30/1997	WPERCH	10.5	6	62						
ONON97	4699	SO7	6/30/1997	WPERCH	11.6	8	111						
ONON97	4696	SO7	6/30/1997	WPERCH	11.9	8	438						
ONON97	4694	SO7	6/30/1997	WPERCH	12.1	8	308						
ONON98	774638	SO7	7/28/1998	CATFISH	14.8	NA	573						
ONON98	774640	SO7	7/28/1998	CATFISH	14.8	NA	311						
ONON98	774639	SO7	7/28/1998	CATFISH	17.6	NA	342						
ONON98	774637	SO7	7/28/1998	CATFISH	17.8	NA	152						
ONON98	774636	SO7	7/28/1998	CATFISH	18.2	NA	765						
ONON98	130799	SO7	6/17/1998	LMB	16.1	8	114						
ONON98	130557	SO7	6/22/1998	LMB	15	8	50						
ONON98	130554	SO7	6/22/1998	LMB	15.7	9	63						

Table A-1C. (cont.)

Survey	Sample Number	Survey Station	Date	Species	Length (in)	Age (yrs)	Aroclor 1268 (µg/kg-ww)	Aroclors 1254 & 1260 (µg/kg-ww)	Sum PCBs (µg/kg-ww)	Sum Low Molecular Weight PCBs (µg/kg-ww)	Sum High Molecular Weight PCBs (µg/kg-ww)
ONON96	NYCD367	SO7	7/2/1996	SMB	11.6	4		167	276	109	167
ONON96	NYCD365	SO7	7/2/1996	SMB	16.6	6		172	285	113	172
ONON96	NYCD902	SO7	7/8/1996	SMB	13.8	5		165	273	108	165
ONON96	NYCD903	SO7	7/8/1996	SMB	13.8	7		397	689	292	397
ONON96	NYCD905	SO7	7/8/1996	SMB	14.5	6		114	177	63	114
ONON96	NYCD908	SO7	7/8/1996	SMB	15	7		191	259	68	191
ONON96	NYCD909	SO7	7/8/1996	SMB	15.1	6		141	247	106	141
ONON97	4559	SO7	6/30/1997	LMB	14.6	10		248	357	109	248
ONON97	4575	SO7	6/30/1997	LMB	15.3	12		793	1,130	337	793
ONON97	4560	SO7	6/30/1997	LMB	15.5	9		66	95	29	66
ONON97	4566	SO7	6/30/1997	LMB	15.7	9		213	308	95	213
ONON97	4561	SO7	6/30/1997	LMB	18.3	12		75	97	22	75
ONON97	4676	SO7	6/30/1997	SMB	17.6	8		145	194	49	145
ONON97	4140	SO7	7/1/1997	SMB	15.5	10		291	395	104	291
ONON97	4136	SO7	7/1/1997	SMB	15.6	9		228	355	127	228
ONON97	2894	SO7	7/1/1997	SMB	17.4	8		468	607	139	468
ONON97	4144	SO7	7/3/1997	SMB	13	9		177	273	96	177
ONON97	4145	SO7	7/3/1997	SMB	13.4	8		236	308	72	236
ONON97	4146	SO7	7/3/1997	SMB	14.1	8		30	84	54	30
ONON97	4654	SO7	6/30/1997	WPERCH	10.4	6		798	1,051	253	798
ONON97	4653	SO7	6/30/1997	WPERCH	10.5	6		342	404	62	342
ONON97	4699	SO7	6/30/1997	WPERCH	11.6	8		303	414	111	303
ONON97	4696	SO7	6/30/1997	WPERCH	11.9	8		710	1,148	438	710
ONON97	4694	SO7	6/30/1997	WPERCH	12.1	8		521	829	308	521
ONON98	774638	SO7	7/28/1998	CATFISH	14.8	NA		1,220	1,793	573	1,220
ONON98	774640	SO7	7/28/1998	CATFISH	14.8	NA		1,001	1,312	311	1,001
ONON98	774639	SO7	7/28/1998	CATFISH	17.6	NA		867	1,209	342	867
ONON98	774637	SO7	7/28/1998	CATFISH	17.8	NA		947	1,099	152	947
ONON98	774636	SO7	7/28/1998	CATFISH	18.2	NA		1,651	2,416	765	1,651
ONON98	130799	SO7	6/17/1998	LMB	16.1	8		293	407	114	293
ONON98	130557	SO7	6/22/1998	LMB	15	8		86	136	50	86
ONON98	130554	SO7	6/22/1998	LMB	15.7	9		135	198	63	135

Table A-1C. (cont.)

Survey	Sample Number	Survey Station	Date	Species	Length (in)	Age (yrs)	Aroclor 1016 (µg/kg-ww)	Aroclor 1221 (µg/kg-ww)	Aroclor 1232 (µg/kg-ww)	Aroclor 1242 (µg/kg-ww)	Aroclor 1248 (µg/kg-ww)	Aroclor 1254 (µg/kg-ww)	Aroclor 1260 (µg/kg-ww)
ONON98	130555	SO7	6/22/1998	LMB	16.1	10	43						
ONON98	774635	SO7	7/28/1998	LMB	16.4	8	53						
ONON98	130567	SO7	6/22/1998	NPIKE	35.5	7	414						
ONON98	130823	SO7	6/17/1998	SMB	14.4	7	185						
ONON98	130819	SO7	6/17/1998	SMB	15.9	7	656						
ONON98	130818	SO7	6/17/1998	SMB	16.6	7	272						
ONON98	130563	SO7	6/22/1998	SMB	13.4	7	196						
ONON98	130562	SO7	6/22/1998	SMB	15.1	7	389						
ONON98	130560	SO7	6/22/1998	SMB	15.4	8	236						
ONON98	130561	SO7	6/22/1998	SMB	16.1	8	162						
ONON98	130795	SO7	6/17/1998	WALLEYE	22.9	8	421						
ONON98	130796	SO7	6/17/1998	WALLEYE	23.3	5	353						
ONON98	130794	SO7	6/17/1998	WALLEYE	23.7	8	547						
ONON98	130889	SO7	6/18/1998	WALLEYE	16.8	NA	113						
ONON98	130553	SO7	6/22/1998	WALLEYE	18.8	5	257						
ONON98	130833	SO7	6/17/1998	WPERCH	6.5	3	163						
ONON98	130837	SO7	6/17/1998	WPERCH	6.6	2	318						
ONON98	130834	SO7	6/17/1998	WPERCH	6.7	3	60						
ONON98	130835	SO7	6/17/1998	WPERCH	6.7	2	290						
ONON98	130838	SO7	6/17/1998	WPERCH	6.7	2	574						
ONON99	F138709	SO7	6/24/1999	CARP	26.3	NA				914			
ONON99	F138741	SO7	7/7/1999	CARP	18	NA				301			
ONON99	F138743	SO7	7/7/1999	CARP	23.2	NA				615			
ONON99	F138742	SO7	7/7/1999	CARP	24.8	NA				1,980			
ONON99	F138744	SO7	7/7/1999	CARP	26.4	NA				609			
ONON99	F138708	SO7	6/24/1999	CATFISH	18.1	NA				182			
ONON99	F138745	SO7	7/7/1999	CATFISH	18.3	NA				359			
ONON99	F138773	SO7	7/16/1999	CATFISH	17.6	NA				90			
ONON99	F138784	SO7	7/16/1999	CATFISH	18.9	NA				560			
ONON99	F138783	SO7	7/16/1999	CATFISH	21.5	NA				356			
ONON99	F138762	SO7	7/7/1999	LMB	13.6	6				220			
ONON99	F138603	SO7	6/24/1999	LMB	15.1	8				189			

Table A-1C. (cont.)

Survey	Sample Number	Survey Station	Date	Species	Length (in)	Age (yrs)	Aroclor 1268 (µg/kg-ww)	Aroclors 1254 & 1260 (µg/kg-ww)	Sum PCBs (µg/kg-ww)	Sum Low Molecular Weight PCBs (µg/kg-ww)	Sum High Molecular Weight PCBs (µg/kg-ww)
ONON98	130555	SO7	6/22/1998	LMB	16.1	10		72	115	43	72
ONON98	774635	SO7	7/28/1998	LMB	16.4	8		126	179	53	126
ONON98	130567	SO7	6/22/1998	NPIKE	35.5	7		492	906	414	492
ONON98	130823	SO7	6/17/1998	SMB	14.4	7		262	447	185	262
ONON98	130819	SO7	6/17/1998	SMB	15.9	7		826	1,482	656	826
ONON98	130818	SO7	6/17/1998	SMB	16.6	7		522	794	272	522
ONON98	130563	SO7	6/22/1998	SMB	13.4	7		403	599	196	403
ONON98	130562	SO7	6/22/1998	SMB	15.1	7		529	918	389	529
ONON98	130560	SO7	6/22/1998	SMB	15.4	8		338	574	236	338
ONON98	130561	SO7	6/22/1998	SMB	16.1	8		302	464	162	302
ONON98	130795	SO7	6/17/1998	WALLEYE	22.9	8		963	1,384	421	963
ONON98	130796	SO7	6/17/1998	WALLEYE	23.3	5		295	648	353	295
ONON98	130794	SO7	6/17/1998	WALLEYE	23.7	8		769	1,316	547	769
ONON98	130889	SO7	6/18/1998	WALLEYE	16.8	NA		150	263	113	150
ONON98	130553	SO7	6/22/1998	WALLEYE	18.8	5		296	553	257	296
ONON98	130833	SO7	6/17/1998	WPERCH	6.5	3		179	342	163	179
ONON98	130837	SO7	6/17/1998	WPERCH	6.6	2		396	714	318	396
ONON98	130834	SO7	6/17/1998	WPERCH	6.7	3		89	149	60	89
ONON98	130835	SO7	6/17/1998	WPERCH	6.7	2		360	650	290	360
ONON98	130838	SO7	6/17/1998	WPERCH	6.7	2		740	1,314	574	740
ONON99	F138709	SO7	6/24/1999	CARP	26.3	NA		1,116	2,030	914	1,116
ONON99	F138741	SO7	7/7/1999	CARP	18	NA		155	456	301	155
ONON99	F138743	SO7	7/7/1999	CARP	23.2	NA		1,091	1,706	615	1,091
ONON99	F138742	SO7	7/7/1999	CARP	24.8	NA		1,923	3,903	1,980	1,923
ONON99	F138744	SO7	7/7/1999	CARP	26.4	NA		754	1,363	609	754
ONON99	F138708	SO7	6/24/1999	CATFISH	18.1	NA		403	585	182	403
ONON99	F138745	SO7	7/7/1999	CATFISH	18.3	NA		692	1,051	359	692
ONON99	F138773	SO7	7/16/1999	CATFISH	17.6	NA		222	312	90	222
ONON99	F138784	SO7	7/16/1999	CATFISH	18.9	NA		370	930	560	370
ONON99	F138783	SO7	7/16/1999	CATFISH	21.5	NA		395	751	356	395
ONON99	F138762	SO7	7/7/1999	LMB	13.6	6		334	554	220	334
ONON99	F138603	SO7	6/24/1999	LMB	15.1	8		274	463	189	274

Table A-1C. (cont.)

Survey	Sample Number	Survey Station	Date	Species	Length (in)	Age (yrs)	Aroclor 1016 (µg/kg-ww)	Aroclor 1221 (µg/kg-ww)	Aroclor 1232 (µg/kg-ww)	Aroclor 1242 (µg/kg-ww)	Aroclor 1248 (µg/kg-ww)	Aroclor 1254 (µg/kg-ww)	Aroclor 1260 (µg/kg-ww)
ONON99	F138735	SO7	6/30/1999	LMB	15.2	6				242			
ONON99	F138728	SO7	6/30/1999	LMB	16	6				130			
ONON99	F138604	SO7	6/24/1999	LMB	17.3	7				450			
ONON99	F138726	SO7	6/30/1999	LMB	17.8	7				254			
ONON99	F138606	SO7	6/24/1999	LMB	18.3	9				141			
ONON99	F138601	SO7	6/24/1999	LMB	18.5	8				235			
ONON99	F138717	SO7	6/30/1999	SMB	16.7	8				346			
ONON99	F138716	SO7	6/30/1999	SMB	17.3	9				106			
ONON99	F138712	SO7	6/30/1999	SMB	17.5	9				300			
ONON99	F138721	SO7	6/30/1999	SMB	17.5	7				99			
ONON99	F138719	SO7	6/30/1999	SMB	17.7	8				206			
ONON99	F138750	SO7	7/7/1999	WPERCH	6.5	NA				666			
ONON99	F138747	SO7	7/7/1999	WPERCH	6.8	NA				503			
ONON99	F138749	SO7	7/7/1999	WPERCH	7.4	NA				329			
ONON99	F128748	SO7	7/7/1999	WPERCH	8	NA				822			
ONON99	F138746	SO7	7/7/1999	WPERCH	8	NA				976			
ONON2A	WB0034F	5AHB	9/22/2000	BLUEGILL	7.4	3	10 *UJ*	20 *UJ*	10 *UJ*	10 *UJ*	210 *J*	10 *UJ*	140 *J*
ONON2A	WB0035F	5AHB	9/22/2000	BLUEGILL	6.9	4	10 *UJ*	20 *UJ*	10 *UJ*	10 *UJ*	61 *J*	10 *UJ*	72 *J*
ONON2A	WB0036F	MNMC	9/22/2000	CATFISH	21.1	12	10 *UJ*	20 *UJ*	10 *UJ*	10 *UJ*	270 *J*	10 *UJ*	270 *J*
ONON2A	WB0037F	MNMC	9/22/2000	CATFISH	19.8	9	100 *UJ*	200 *UJ*	100 *UJ*	100 *UJ*	1100 *J*	100 *UJ*	720 *J*
ONON2A	WB0043F	5AHB	9/20/2000	CARP	22.2	7	10 *UJ*	20 *UJ*	10 *UJ*	10 *UJ*	570 *J*	10 *UJ*	230 *J*
ONON2A	WB0044F	5AHB	9/20/2000	CARP	23.7	8	10 *UJ*	20 *UJ*	10 *UJ*	10 *UJ*	440 *J*	10 *UJ*	140 *J*
ONON2A	WB0045F	5AHB	9/20/2000	CARP	22.6	7	10 *UJ*	20 *UJ*	10 *UJ*	10 *UJ*	640 *J*	10 *UJ*	330 *J*
NYSDEC-2000	9650553	LAKE	6/19/2000	LMB	16.3	5				59			
NYSDEC-2000	9650526	LAKE	6/19/2000	LMB	15.7	5				182			
NYSDEC-2000	9650564	LAKE	6/14/2000	LMB	15.7	5				44			
NYSDEC-2000	9650543	LAKE	6/19/2000	LMB	15.6	5				47			
NYSDEC-2000	9650573	LAKE	6/14/2000	LMB	15.4	5				126			
NYSDEC-2000	138796	LAKE	6/19/2000	SMB	12.5	6				95			
NYSDEC-2000	138787	LAKE	6/19/2000	SMB	15.7	8				287			
NYSDEC-2000	9650560	LAKE	6/19/2000	SMB	14.2	6				117			
NYSDEC-2000	9650557	LAKE	6/19/2000	SMB	14.7	5				150			
NYSDEC-2000	9650556	LAKE	6/19/2000	SMB	14.8	6				126			

Table A-1C. (cont.)

Survey	Sample Number	Survey Station	Date	Species	Length (in)	Age (yrs)	Aroclor 1268 (µg/kg-ww)	Aroclors 1254 & 1260 (µg/kg-ww)	Sum PCBs (µg/kg-ww)	Sum Low Molecular Weight PCBs (µg/kg-ww)	Sum High Molecular Weight PCBs (µg/kg-ww)
ONON99	F138735	SO7	6/30/1999	LMB	15.2	6		316	558	242	316
ONON99	F138728	SO7	6/30/1999	LMB	16	6		177	307	130	177
ONON99	F138604	SO7	6/24/1999	LMB	17.3	7		433	883	450	433
ONON99	F138726	SO7	6/30/1999	LMB	17.8	7		354	608	254	354
ONON99	F138606	SO7	6/24/1999	LMB	18.3	9		205	346	141	205
ONON99	F138601	SO7	6/24/1999	LMB	18.5	8		255	490	235	255
ONON99	F138717	SO7	6/30/1999	SMB	16.7	8		430	776	346	430
ONON99	F138716	SO7	6/30/1999	SMB	17.3	9		169	275	106	169
ONON99	F138712	SO7	6/30/1999	SMB	17.5	9		329	629	300	329
ONON99	F138721	SO7	6/30/1999	SMB	17.5	7		174	273	99	174
ONON99	F138719	SO7	6/30/1999	SMB	17.7	8		252	458	206	252
ONON99	F138750	SO7	7/7/1999	WPERCH	6.5	NA		420	1,086	666	420
ONON99	F138747	SO7	7/7/1999	WPERCH	6.8	NA		281	784	503	281
ONON99	F138749	SO7	7/7/1999	WPERCH	7.4	NA		223	552	329	223
ONON99	F128748	SO7	7/7/1999	WPERCH	8	NA		559	1,381	822	559
ONON99	F138746	SO7	7/7/1999	WPERCH	8	NA		556	1,532	976	556
ONON2A	WB0034F	5AHB	9/22/2000	BLUEGILL	7.4	3	10 *UJ*		350	20 *UJ*	350 *J*
ONON2A	WB0035F	5AHB	9/22/2000	BLUEGILL	6.9	4	10 *UJ*		133	20 *UJ*	133 *J*
ONON2A	WB0036F	MNMC	9/22/2000	CATFISH	21.1	12	10 *UJ*		540	20 *UJ*	540 *J*
ONON2A	WB0037F	MNMC	9/22/2000	CATFISH	19.8	9	100 *UJ*		1,820	200 *UJ*	1,820 *J*
ONON2A	WB0043F	5AHB	9/20/2000	CARP	22.2	7	10 *UJ*		800	20 *UJ*	800 *J*
ONON2A	WB0044F	5AHB	9/20/2000	CARP	23.7	8	10 *UJ*		580	20 *UJ*	580 *J*
ONON2A	WB0045F	5AHB	9/20/2000	CARP	22.6	7	10 *UJ*		970	20 *UJ*	970 *J*
NYSDEC-2000	9650553	LAKE	6/19/2000	LMB	16.3	5		75	134	59	75
NYSDEC-2000	9650526	LAKE	6/19/2000	LMB	15.7	5		235	417	182	235
NYSDEC-2000	9650564	LAKE	6/14/2000	LMB	15.7	5		67	111	44	67
NYSDEC-2000	9650543	LAKE	6/19/2000	LMB	15.6	5		63	110	47	63
NYSDEC-2000	9650573	LAKE	6/14/2000	LMB	15.4	5		159	285	126	159
NYSDEC-2000	138796	LAKE	6/19/2000	SMB	12.5	6		201	296	95	201
NYSDEC-2000	138787	LAKE	6/19/2000	SMB	15.7	8		489	776	287	489
NYSDEC-2000	9650560	LAKE	6/19/2000	SMB	14.2	6		212	329	117	212
NYSDEC-2000	9650557	LAKE	6/19/2000	SMB	14.7	5		241	391	150	241
NYSDEC-2000	9650556	LAKE	6/19/2000	SMB	14.8	6		186	312	126	186

Table A-1C. (cont.)

Survey	Sample Number	Survey Station	Date	Species	Length (in)	Age (yrs)	Aroclor 1016 (µg/kg-ww)	Aroclor 1221 (µg/kg-ww)	Aroclor 1232 (µg/kg-ww)	Aroclor 1242 (µg/kg-ww)	Aroclor 1248 (µg/kg-ww)	Aroclor 1254 (µg/kg-ww)	Aroclor 1260 (µg/kg-ww)

Notes:

LMB - largemouth bass
NPIKE - Northern pike
SMB - smallmouth bass
WPERCH - white perch
Honeywell's 1992 PCB fish data have been excluded from this HHRA; see text
J - estimated
U - not detected at reported quantitation limit

Table A-1D. Onondaga Lake Fish Fillets – PCDD/PCDF Data

	Survey:	NYSDEC-1997	NYSDEC-1997	NYSDEC-1997	NYSDEC-1997	NYSDEC-1997	NYSDEC-1997
	Species:	LMB	LMB	SMB	SMB	WPERCH	WPERCH
	Classification:	Fish	Fish	Fish	Fish	Fish	Fish
	Sample Type:	Fillet	Fillet	Fillet	Fillet	Fillet	Fillet
	Sample Number:	F4566	F4575	F2894	F4146	F4653	F4654
	Survey Station:	SO7	SO7	SO7	SO7	SO7	SO7
	Date:	6/30/1997	6/30/1997	7/1/1997	7/3/1997	6/30/1997	6/30/1997
	Length (in):	15.7	15.3	17.4	14.1	10.5	10.4
	Age (yrs):	9	12	8	8	6	6
Chemical	**Units**						
1,2,3,4,6,7,8-Heptachlorodibenzodioxin	ng/kg-ww	34 *U*	130 *U*	33 *U*	6.80 *U*	6.80 *U*	3.90 *U*
1,2,3,4,7,8-Hexachlorodibenzodioxin	ng/kg-ww	6.3 *U*	17 *U*	6.10 *U*	3.50 *U*	1.90 *U*	2.20 *U*
1,2,3,6,7,8-Hexachlorodibenzodioxin	ng/kg-ww	5.3 *U*	14 *U*	5.10 *U*	3.00 *U*	1.70 *U*	0.40
1,2,3,7,8,9-Hexachlorodibenzodioxin	ng/kg-ww	5.2 *U*	14 *U*	5 *U*	3.20 *U*	1.80 *U*	2.10 *U*
1,2,3,7,8-Pentachlorodibenzodioxin	ng/kg-ww	1.4 *U*	3 *U*	1.10 *U*	1.90 *U*	1.10 *U*	0.82
2,3,7,8-Tetrachlorodibenzodioxin	ng/kg-ww	0.14	0.54	0.29	0.27	0.26	0.35
Octachlorodibenzodioxin	ng/kg-ww	241 *U*	300 *U*	170 *U*	23.00 *U*	32.00 *U*	7.60 *U*
Total heptachlorodibenzodioxins	ng/kg-ww	34 *U*	130 *U*	33 *U*	6.80 *U*	6.80 *U*	3.90 *U*
Total hexachlorodibenzodioxins	ng/kg-ww						
Total pentachlorodibenzodioxins	ng/kg-ww	1.40 *U*	3.30 *U*	1.10 *U*	1.90 *U*	1.10 *U*	0.82
Total tetrachlorodibenzodioxins	ng/kg-ww	0.14	0.54	0.29	0.27	0.26	0.35
1,2,3,4,6,7,8-Heptachlorodibenzofuran	ng/kg-ww	1.80 *U*	4.50 *U*	1.50 *U*	2.70 *U*	1.20 *U*	1.80 *U*
1,2,3,4,7,8,9-Heptachlorodibenzofuran	ng/kg-ww	2.60 *U*	6.50 *U*	2.20 *U*	4.00 *U*	1.80 *U*	2.60 *U*
1,2,3,4,7,8-Hexachlorodibenzofuran	ng/kg-ww	1.20 *U*	2.80 *U*	0.99 *U*	1.80 *U*	0.92 *U*	0.18
1,2,3,6,7,8-Hexachlorodibenzofuran	ng/kg-ww	1.00 *U*	2.50 *U*	0.88 *U*	1.60 *U*	0.80 *U*	1.10 *U*
1,2,3,7,8,9-Hexachlorodibenzofuran	ng/kg-ww	1.50 *U*	3.60 *U*	1.30 *U*	2.30 *U*	1.20 *U*	1.70 *U*
1,2,3,7,8-Pentachlorodibenzofuran	ng/kg-ww	0.75 *U*	0.42	0.62 *U*	1.20 *U*	0.65 *U*	0.45
2,3,4,6,7,8-Hexachlorodibenzofuran	ng/kg-ww	1.40	3.20 *U*	1.20 *U*	2.00 *U*	1.00 *U*	1.40 *U*
2,3,4,7,8-Pentachlorodibenzofuran	ng/kg-ww	0.29	1.50	0.52	0.92	0.71	2.50
2,3,7,8-Tetrachlorodibenzofuran	ng/kg-ww	0.75	1.90	0.67	1.50	1.10	5.00
Octachlorodibenzofuran	ng/kg-ww	3.60 *U*	10.00 *U*	3.00 *U*	6.40 *U*	2.00 *U*	3.00 *U*
Total heptachlorodibenzofurans	ng/kg-ww						
Total hexachlorodibenzofurans	ng/kg-ww						
Total pentachlorodibenzofurans	ng/kg-ww						
Total tetrachlorodibenzofurans	ng/kg-ww	0.75	1.90	0.67	1.50	1.10	5.00
TEQ – Dioxins [1] (ND=1/2)	ng/kg-ww	1.86	5.11	1.82	1.74	1.116	1.44
TEQ – Furans [1] (ND=1/2)	ng/kg-ww	0.59	1.62	0.58	1.06	0.692	2.02
TEQ – Total [1] (ND=1/2)	ng/kg-ww	2.45	6.73	2.40	2.80	1.808	3.47

Table A-1D. (cont.)

	Survey:	NYSDEC-1997	NYSDEC-1997	NYSDEC-1999	NYSDEC-1999	NYSDEC-1999	NYSDEC-1999
	Species:	WPERCH	WPERCH	CARP	CARP	CARP	CARP
	Classification:	Fish	Fish	Fish	Fish	Fish	Fish
	Sample Type:	Fillet	Fillet	Fillet	Fillet	Fillet	Fillet
	Sample Number:	F4694	F4699	138741	138742	138743	138744
	Survey Station:	SO7	SO7	HB Mouth	HB Mouth	HB Mouth	HB Mouth
	Date:	6/30/1997	6/30/1997	7/7/1999	7/7/1999	7/7/1999	7/7/1999
	Length (in):	12.1	11.6	18.3	24.8	23.2	26.4
	Age (yrs):	8	8	NA	NA	NA	NA
Chemical	**Units**						
1,2,3,4,6,7,8-Heptachlorodibenzodioxin	ng/kg-ww	1.90 *U*	5.80 *U*	0.47	2.66	1.10	2.39
1,2,3,4,7,8-Hexachlorodibenzodioxin	ng/kg-ww	1.20 *U*	1.80 *U*	0.23	1.02	0.80	0.87
1,2,3,6,7,8-Hexachlorodibenzodioxin	ng/kg-ww	0.38	1.60 *U*	0.61	2.96	2.08	3.15
1,2,3,7,8,9-Hexachlorodibenzodioxin	ng/kg-ww	1.10 *U*	1.70 *U*	0.10 *U*	0.48	0.10 *U*	0.50
1,2,3,7,8-Pentachlorodibenzodioxin	ng/kg-ww	0.73	1.10 *U*	0.89	3.30	4.74	4.02
2,3,7,8-Tetrachlorodibenzodioxin	ng/kg-ww	0.49	0.92 *U*	0.51	2.87	3.07	2.53
Octachlorodibenzodioxin	ng/kg-ww	5.50 *U*	24.00 *U*	0.75	1.85	1.07	1.64
Total heptachlorodibenzodioxins	ng/kg-ww	1.90 *U*	5.80 *U*				
Total hexachlorodibenzodioxins	ng/kg-ww						
Total pentachlorodibenzodioxins	ng/kg-ww	0.73	1.10 *U*				
Total tetrachlorodibenzodioxins	ng/kg-ww	0.49	0.92 *U*				
1,2,3,4,6,7,8-Heptachlorodibenzofuran	ng/kg-ww	0.99 *U*	1.40 *U*	0.10 *U*	0.63	0.48	0.71
1,2,3,4,7,8,9-Heptachlorodibenzofuran	ng/kg-ww	1.50 *U*	2.00 *U*	0.10 *U*	0.20 *U*	0.10 *U*	0.10 *U*
1,2,3,4,7,8-Hexachlorodibenzofuran	ng/kg-ww	0.21	1.00 *U*	1.80	3.70	5.09	6.25
1,2,3,6,7,8-Hexachlorodibenzofuran	ng/kg-ww	0.11	0.87 *U*	0.52	1.40	1.73	2.58
1,2,3,7,8,9-Hexachlorodibenzofuran	ng/kg-ww	0.86 *U*	1.30 *U*	0.10 *U*	0.20 *U*	0.10 *U*	0.10 *U*
1,2,3,7,8-Pentachlorodibenzofuran	ng/kg-ww	0.66	0.63 *U*	3.13	4.74	5.83	6.25
2,3,4,6,7,8-Hexachlorodibenzofuran	ng/kg-ww	0.76 *U*	1.10 *U*	0.14	0.76	0.53	0.75
2,3,4,7,8-Pentachlorodibenzofuran	ng/kg-ww	2.40	0.79	11.80	30.30	70.80	61.00
2,3,7,8-Tetrachlorodibenzofuran	ng/kg-ww	8.70	1.70	19.80	9.93	14.30	12.10
Octachlorodibenzofuran	ng/kg-ww	1.80 *U*	2.60 *U*	0.24	0.20 *U*	0.10 *U*	0.10 *U*
Total heptachlorodibenzofurans	ng/kg-ww						
Total hexachlorodibenzofurans	ng/kg-ww						
Total pentachlorodibenzofurans	ng/kg-ww						
Total tetrachlorodibenzofurans	ng/kg-ww	8.70	1.70				
TEQ - Dioxins [1] (ND=1/2)	ng/kg-ww	1.38	1.30	1.50	6.64	8.11	7.03
TEQ - Furans [1] (ND=1/2)	ng/kg-ww	2.23	0.81	8.29	16.98	37.87	32.99
TEQ - Total [1] (ND=1/2)	ng/kg-ww	3.61	2.11	9.78	23.63	45.98	40.02

Table A-1D. (cont.)

	Survey:	NYSDEC-1999	NYSDEC-1999	NYSDEC-1999	NYSDEC-1999	NYSDEC-1999	NYSDEC-1999
	Species:	CATFISH	W PERCH	W PERCH	W PERCH	W PERCH	W PERCH
	Classification:	Fish	Fish	Fish	Fish	Fish	Fish
	Sample Type:	Fillet	Fillet	Fillet	Fillet	Fillet	Fillet
	Sample Number:	138745	138746	138747	138748	138749	138750
	Survey Station:	HB Mouth	HB Mouth	HB Mouth	HB Mouth	HB Mouth	HB Mouth
	Date:	7/7/1999	7/7/1999	7/7/1999	7/7/1999	7/7/1999	7/7/1999
	Length (in):	18.3	8.0	6.8	8.0	7.4	6.5
	Age (yrs):	NA	NA	NA	NA	NA	NA
Chemical	**Units**						
1,2,3,4,6,7,8-Heptachlorodibenzodioxin	ng/kg-ww	0.41	0.44	0.73	0.24	0.42	0.90
1,2,3,4,7,8-Hexachlorodibenzodioxin	ng/kg-ww	0.18	0.15	0.19 *U*	0.10 *U*	0.16	0.60 *U*
1,2,3,6,7,8-Hexachlorodibenzodioxin	ng/kg-ww	0.68	0.55	0.53	0.30	0.61	0.60 *U*
1,2,3,7,8,9-Hexachlorodibenzodioxin	ng/kg-ww	0.17	0.10 *U*	0.76	0.10 *U*	0.10 *U*	0.60 *U*
1,2,3,7,8-Pentachlorodibenzodioxin	ng/kg-ww	1.26	1.26	1.19	0.50	1.51	0.60 *U*
2,3,7,8-Tetrachlorodibenzodioxin	ng/kg-ww	1.30	1.35	1.04	0.57	1.19	1.06 *U*
Octachlorodibenzodioxin	ng/kg-ww	0.62	0.68	0.97	0.65	0.65	1.00
Total heptachlorodibenzodioxins	ng/kg-ww						
Total hexachlorodibenzodioxins	ng/kg-ww						
Total pentachlorodibenzodioxins	ng/kg-ww						
Total tetrachlorodibenzodioxins	ng/kg-ww						
1,2,3,4,6,7,8-Heptachlorodibenzofuran	ng/kg-ww	0.86	0.33	0.49	0.10 *U*	0.29	1.35
1,2,3,4,7,8,9-Heptachlorodibenzofuran	ng/kg-ww	0.10 *U*	0.10 *U*	0.12 *U*	0.10 *U*	0.01 *U*	0.60 *U*
1,2,3,4,7,8-Hexachlorodibenzofuran	ng/kg-ww	0.45	1.30	0.92	0.27	1.49	0.75
1,2,3,6,7,8-Hexachlorodibenzofuran	ng/kg-ww	0.23	0.45	0.25	0.10 *U*	0.48	0.60 *U*
1,2,3,7,8,9-Hexachlorodibenzofuran	ng/kg-ww	0.10 *U*	0.10 *U*	0.10 *U*	0.10 *U*	0.10 *U*	0.60 *U*
1,2,3,7,8-Pentachlorodibenzofuran	ng/kg-ww	0.38	3.31	1.78	0.74	4.03	0.84
2,3,4,6,7,8-Hexachlorodibenzofuran	ng/kg-ww	0.24	0.13	0.16	0.10 *U*	0.20	0.60 *U*
2,3,4,7,8-Pentachlorodibenzofuran	ng/kg-ww	7.44	11.60	5.90	3.40	14.60	1.98
2,3,7,8-Tetrachlorodibenzofuran	ng/kg-ww	0.52	40.10	17.30	14.40	34.60	12.50
Octachlorodibenzofuran	ng/kg-ww	0.27	0.14	0.26	0.13	0.12	0.58
Total heptachlorodibenzofurans	ng/kg-ww						
Total hexachlorodibenzofurans	ng/kg-ww						
Total pentachlorodibenzofurans	ng/kg-ww						
Total tetrachlorodibenzofurans	ng/kg-ww						
TEQ - Dioxins [1] (ND=1/2)	ng/kg-ww	2.67	2.69	2.38	1.10	2.79	0.93
TEQ - Furans [1] (ND=1/2)	ng/kg-ww	3.90	10.17	4.91	3.22	11.19	2.46
TEQ - Total [1] (ND=1/2)	ng/kg-ww	6.56	12.86	7.29	4.32	13.97	3.39

Table A-1D. (cont.)

	Survey:	NYSDEC-1999	NYSDEC-1999	NYSDEC-1999	NYSDEC-1999	NYSDEC-1999	ONON2A	ONON2A
	Species:	CATFISH	CATFISH	CATFISH	CATFISH	CARP	BLUEGILL	BLUEGILL
	Classification:	Fish	Fish	Fish	Fish	Fish	Fish	Fish
	Sample Type:	Fillet	Fillet	Fillet	Fillet	Fillet	Fillet	Fillet
	Sample Number:	138773	138783	138784	138708	138709	WB0034F	WB0035F
	Survey Station:	South End	South End	South End	South End	South End	5AHB	5AHB
	Date:	7/16/1999	7/21/1999	7/21/1999	6/24/1999	6/24/1999	9/22/2000	9/22/2000
	Length (in):	17.6	21.5	18.9	18.1	26.3	7.4	6.9
	Age (yrs):	NA	NA	NA	NA	NA	3	4
Chemical	**Units**							
1,2,3,4,6,7,8-Heptachlorodibenzodioxin	ng/kg-ww	0.20 *U*	0.27	0.42	0.24	1.78	0.10 *U*	0.11 *U*
1,2,3,4,7,8-Hexachlorodibenzodioxin	ng/kg-ww	0.20 *U*	0.10 *U*	0.11	0.10 *U*	0.86	0.10 *U*	0.10 *U*
1,2,3,6,7,8-Hexachlorodibenzodioxin	ng/kg-ww	0.20 *U*	0.54	0.58	0.34	2.34	0.11 *J*	0.10 *U*
1,2,3,7,8,9-Hexachlorodibenzodioxin	ng/kg-ww	0.20 *U*	0.11	0.14	0.12	0.51	0.10 *U*	0.10 *U*
1,2,3,7,8-Pentachlorodibenzodioxin	ng/kg-ww	0.26	0.64	0.64	0.50	4.18	0.10 *U*	0.10 *U*
2,3,7,8-Tetrachlorodibenzodioxin	ng/kg-ww	0.20 *U*	0.72	0.54	0.38	2.45	0.33 *J*	0.17 *U*
Octachlorodibenzodioxin	ng/kg-ww	0.39	0.62	0.71	0.40	1.13	0.43 *U*	0.40 *U*
Total heptachlorodibenzodioxins	ng/kg-ww						0.10 *U*	0.11 *U*
Total hexachlorodibenzodioxins	ng/kg-ww						0.10 *U*	0.10 *U*
Total pentachlorodibenzodioxins	ng/kg-ww						0.10 *U*	0.10 *U*
Total tetrachlorodibenzodioxins	ng/kg-ww						0.33 *J*	0.17 *U*
1,2,3,4,6,7,8-Heptachlorodibenzofuran	ng/kg-ww	0.42	2.32	3.26	0.87	0.46	0.10 *U*	0.10 *U*
1,2,3,4,7,8,9-Heptachlorodibenzofuran	ng/kg-ww	0.20 *U*	0.10 *U*	0.18 *U*	0.10 *U*	0.20 *U*	0.10 *U*	0.10 *U*
1,2,3,4,7,8-Hexachlorodibenzofuran	ng/kg-ww	0.20 *U*	0.18	0.50	0.26	7.15	0.10 *U*	0.10 *U*
1,2,3,6,7,8-Hexachlorodibenzofuran	ng/kg-ww	0.20 *U*	0.17	0.29	0.15	2.95	0.10 *U*	0.10 *U*
1,2,3,7,8,9-Hexachlorodibenzofuran	ng/kg-ww	0.20 *U*	0.10 *U*	0.10 *U*	0.10 *U*	0.20 *U*	0.10 *U*	0.10 *U*
1,2,3,7,8-Pentachlorodibenzofuran	ng/kg-ww	0.20 *U*	0.43	0.91	0.26	7.57	0.31 *J*	0.10 *U*
2,3,4,6,7,8-Hexachlorodibenzofuran	ng/kg-ww	0.20 *U*	0.15	0.23	0.13	1.10	0.10 *U*	0.10 *U*
2,3,4,7,8-Pentachlorodibenzofuran	ng/kg-ww	1.53	2.85	4.88	2.92	59.70	0.14 *J*	0.11 *J*
2,3,7,8-Tetrachlorodibenzofuran	ng/kg-ww	0.16	1.30	1.71	0.66	7.84	0.90 *J*	0.22 *J*
Octachlorodibenzofuran	ng/kg-ww	0.20 *U*	0.47	0.10 *U*	0.10 *U*	0.20 *U*	0.10 *U*	0.13 *U*
Total heptachlorodibenzofurans	ng/kg-ww						0.10 *U*	0.10 *U*
Total hexachlorodibenzofurans	ng/kg-ww						0.10 *U*	0.10 *U*
Total pentachlorodibenzofurans	ng/kg-ww						0.31 *J*	0.10 *U*
Total tetrachlorodibenzofurans	ng/kg-ww						0.84 *J*	0.24 *J*
TEQ - Dioxins [1] (ND=1/2)	ng/kg-ww	0.39	1.43	1.26	0.93	7.02	0.40	0.15
TEQ - Furans [1] (ND=1/2)	ng/kg-ww	0.83	1.65	2.80	1.61	32.15	0.20	0.10
TEQ - Total [1] (ND=1/2)	ng/kg-ww	1.22	3.09	4.06	2.53	39.17	0.60	0.25

Table A-1D. (cont.)

	Survey:	ONON2A	ONON2A	ONON2A	ONON2A	ONON2A
	Species:	CATFISH	CATFISH	CARP	CARP	CARP
	Classification:	Fish	Fish	Fish	Fish	Fish
	Sample Type:	Fillet	Fillet	Fillet	Fillet	Fillet
	Sample Number:	WB0036F	WB0037F	WB0043F	WB0044F	WB0045F
	Survey Station:	MNMC	MNMC	5AHB	5AHB	5AHB
	Date:	9/22/2000	9/22/2000	9/20/2000	9/20/2000	9/20/2000
	Length (in):	21.1	19.8	22.2	23.7	22.6
	Age (yrs):	12	9	7	8	7
Chemical	**Units**					
1,2,3,4,6,7,8-Heptachlorodibenzodioxin	ng/kg-ww	0.18 *J*	0.26 *J*	1.48 *J*	5.23	2.87
1,2,3,4,7,8-Hexachlorodibenzodioxin	ng/kg-ww	0.10 *U*	0.10 *U*	0.28 *J*	0.51 *J*	1.05 *J*
1,2,3,6,7,8-Hexachlorodibenzodioxin	ng/kg-ww	0.39 *J*	0.61 *J*	0.79 *J*	1.81 *J*	3.23
1,2,3,7,8,9-Hexachlorodibenzodioxin	ng/kg-ww	0.12 *J*	0.13 *J*	0.25 *J*	0.55 *J*	0.58 *J*
1,2,3,7,8-Pentachlorodibenzodioxin	ng/kg-ww	0.49 *J*	1.03	0.92 *J*	1.16	3.48
2,3,7,8-Tetrachlorodibenzodioxin	ng/kg-ww	0.59 *J*	0.94 *J*	0.59 *J*	0.74 *J*	2.03
Octachlorodibenzodioxin	ng/kg-ww	0.64 *U*	0.44 *U*	1.40 *U*	5.18	2.12 *J*
Total heptachlorodibenzodioxins	ng/kg-ww	0.50 *J*	0.10 *U*	1.48 *J*	6.37	2.87
Total hexachlorodibenzodioxins	ng/kg-ww	0.39 *J*	0.10 *U*	1.53 *J*	1.06 *J*	4.86
Total pentachlorodibenzodioxins	ng/kg-ww	0.49 *J*	1.03	0.92 *J*	1.16	3.48
Total tetrachlorodibenzodioxins	ng/kg-ww	0.59 *J*	0.94 *J*	0.59 *J*	0.10 *U*	2.03
1,2,3,4,6,7,8-Heptachlorodibenzofuran	ng/kg-ww	0.11 *J*	0.10 *U*	0.24 *J*	0.71 *J*	1.08 *J*
1,2,3,4,7,8,9-Heptachlorodibenzofuran	ng/kg-ww	0.10 *U*	0.10 *U*	0.10 *U*	0.10 *U*	0.31 *J*
1,2,3,4,7,8-Hexachlorodibenzofuran	ng/kg-ww	0.13 *J*	0.35 *J*	0.89 *J*	0.81 *J*	11.30
1,2,3,6,7,8-Hexachlorodibenzofuran	ng/kg-ww	0.10 *U*	0.16 *J*	0.44 *J*	0.54 *J*	3.84
1,2,3,7,8,9-Hexachlorodibenzofuran	ng/kg-ww	0.10 *U*	0.10 *U*	0.10 *U*	0.10 *U*	0.20 *J*
1,2,3,7,8-Pentachlorodibenzofuran	ng/kg-ww	0.16 *J*	0.87 *J*	1.04	1.41	15.30
2,3,4,6,7,8-Hexachlorodibenzofuran	ng/kg-ww	0.10 *U*	0.21 *J*	0.23 *J*	0.37 *J*	0.97 *J*
2,3,4,7,8-Pentachlorodibenzofuran	ng/kg-ww	1.61	4.07	6.03	3.58	59.20
2,3,7,8-Tetrachlorodibenzofuran	ng/kg-ww	0.45 *J*	1.55	2.44	10.00	32.50
Octachlorodibenzofuran	ng/kg-ww	0.10 *U*	0.10 *U*	0.10 *U*	0.19 *U*	0.12 *U*
Total heptachlorodibenzofurans	ng/kg-ww	0.10 *U*	0.10 *U*	0.24 *J*	0.94 *J*	1.21 *J*
Total hexachlorodibenzofurans	ng/kg-ww	0.13 *J*	0.35 *J*	1.34 *J*	2.02 *J*	17.00
Total pentachlorodibenzofurans	ng/kg-ww	1.61	4.94	7.07	7.65	77.40
Total tetrachlorodibenzofurans	ng/kg-ww	0.42 *J*	1.48	2.62	13.0	33.90
TEQ - Dioxins [1] (ND=1/2)	ng/kg-ww	1.14	2.052	1.66	2.24	6.03
TEQ - Furans [1] (ND=1/2)	ng/kg-ww	0.89	2.310	3.48	3.05	35.26
TEQ - Total [1] (ND=1/2)	ng/kg-ww	2.03	4.362	5.13	5.28	41.29

Table A-1D. (cont.)

Notes:

[1] Calculated using WHO TEFs
LMB - largemouth bass
SMB - smallmouth bass
WPERCH - white perch
J - estimated
U - not detected at reported quantitation limit

Table A-1E. Onondaga Lake Fish Fillet Samples TAL/TCL Data

	Survey:	O-FACCUM	O-FACCUM	O-FACCUM	O-FACCUM	ONON2A [1]	ONON2A [1]	ONON2A [1]
	Sample Number:	FB0275	FB0276	FB0277	FB0278	WB0043F	WB0044F	WB0045F
	Date Collected:	9/92 - 10/92	9/92 - 10/92	9/92 - 10/92	9/92 - 10/92	9/20/2000	9/20/2000	9/20/2000
	Station:	SEND	SEND	SEND	SEND	5AHB	5AHB	5AHB
	Species:	WPERCH	SMBASS	WALLEYE	CATFISH	CARP	CARP	CARP
	Average Length (in):	8.1	12.2	16.3	16.8	22.2	23.7	22.6
	Average Age (yrs):	4	5	5	11	7	8	7
Chemical	**Units**							
Inorganics								
Aluminum	mg/kg-ww	9.3 *U*	6.2 *U*	4.9 *U*	5.3 *U*	5.5	4.86 *U*	5.9
Antimony	mg/kg-ww	2.1	2.2 *U*	1.9 *U*	1.8	0.05 *U*	0.05 *U*	0.05 *U*
Arsenic	mg/kg-ww	0.14 *UJ*	0.14 *UJ*	0.15 *UJ*	0.21 *UJ*	0.5 *U*	1	1.05
Barium	mg/kg-ww	0.19 *U*	0.20 *U*	0.18 *U*	0.15 *U*	0.13	0.2	0.1
Beryllium	mg/kg-ww	0.19 *U*	0.20 *U*	0.18 *U*	0.15 *U*	0.02 *U*	0.03	0.02
Cadmium	mg/kg-ww	0.19 *U*	0.20 *U*	0.18 *U*	0.15 *U*	0.05 *U*	0.05 *U*	0.05 *U*
Calcium	mg/kg-ww	922	1,080	900	79	1,380 *J*	1,300 *J*	880 *J*
Chromium	mg/kg-ww	0.57	0.73	0.54	0.29 *U*	0.97 *U*	0.97 *U*	0.97 *U*
Cobalt	mg/kg-ww	0.37 *U*	0.4 *U*	0.35 *U*	0.29 *U*	0.03	0.02 *U*	0.02 *U*
Copper	mg/kg-ww	0.71 *U*	2 *U*	0.35 *U*	1.5	3.1	3	2.3
Cyanide	mg/kg-ww	1.0	0.5 *U*	0.41 *U*	0.49 *U*	0.41 *U*	1.7	0.41 *U*
Iron	mg/kg-ww	11.1 *U*	9.3 *U*	6.9 *U*	7.2 *U*	44	19.8	26
Lead	mg/kg-ww	0.29	0.14 *U*	0.17	0.21 *U*	0.02	0.02 *U*	0.03
Magnesium	mg/kg-ww	242	275	275	169	992	738	862
Manganese	mg/kg-ww	0.36	0.20 *U*	0.25 *U*	0.18	0.58	0.77	0.45
Nickel	mg/kg-ww	1.5 *U*	1.6 *U*	1.4 *U*	1.2 *U*	0.3	0.7	0.45
Potassium	mg/kg-ww	3,150	3,900	3,930	2,720	14,600	9,880	12,100
Selenium	mg/kg-ww	0.86 *J*	0.14 *UJ*	0.19 *UJ*	0.21 *UJ*	2.2	1.1	1.7
Silver	mg/kg-ww	0.37 *UJ*	0.40 *UJ*	0.35 *UJ*	0.29 *UJ*	0.02 *U*	0.02 *U*	0.02 *U*
Sodium	mg/kg-ww	437	689	472	355	1,760	1,120	1,220
Thallium	mg/kg-ww	0.14 *U*	0.14 *U*	0.15 *U*	0.21 *U*	0.02 *U*	0.02 *U*	0.02 *U*
Mercury	µg/kg-ww	1,200	1,400	1,100	890	428	381	461
Vanadium	mg/kg-ww	0.37 *U*	0.40 *U*	0.35 *U*	0.29 *U*	0.73	0.45	0.525
Zinc	mg/kg-ww	16.6	8.4 *U*	6.2 *U*	5.5 *U*	47.8 *J*	54.2 *J*	73.8 *J*

Table A-1E. (cont.)

	Survey:	O-FACCUM	O-FACCUM	O-FACCUM	O-FACCUM	ONON2A [1]	ONON2A [1]	ONON2A [1]
	Sample Number:	FB0275	FB0276	FB0277	FB0278	WB0043F	WB0044F	WB0045F
	Date Collected:	9/92 - 10/92	9/92 - 10/92	9/92 - 10/92	9/92 - 10/92	9/20/2000	9/20/2000	9/20/2000
	Station:	SEND	SEND	SEND	SEND	5AHB	5AHB	5AHB
	Species:	WPERCH	SMBASS	WALLEYE	CATFISH	CARP	CARP	CARP
	Average Length (in):	8.1	12.2	16.3	16.8	22.2	23.7	22.6
	Average Age (yrs):	4	5	5	11	7	8	7
Chemical	**Units**							
Volatile Organic Compounds								
1,1,1-Trichloroethane	µg/kg-ww	10 *U*	10 *U*	10 *U*	10 *U*			
1,1,2,2-Tetrachloroethane	µg/kg-ww	10 *U*	10 *U*	10 *U*	10 *U*			
1,1,2-Trichloroethane	µg/kg-ww	10 *U*	10 *U*	10 *U*	10 *U*			
1,1-Dichloroethane	µg/kg-ww	10 *U*	10 *U*	10 *U*	10 *U*			
1,1-Dichloroethene	µg/kg-ww	10 *U*	10 *U*	10 *U*	10 *U*			
1,2-Dichloroethane	µg/kg-ww	10 *U*	10 *U*	10 *U*	10 *U*			
1,2-Dichloroethene (Total)	µg/kg-ww	10 *U*	10 *U*	10 *U*	10 *U*			
1,2-Dichloropropane	µg/kg-ww	10 *U*	10 *U*	10 *U*	10 *U*			
2-Hexanone	µg/kg-ww	10 *U*	10 *U*	10 *U*	10 *U*			
2-Butanone	µg/kg-ww	10 *UJ*	8 *J*	6 *J*	10 *UJ*			
4-Methyl-2-pentanone	µg/kg-ww	10 *U*	10 *U*	10 *U*	10 *U*			
Acetone	µg/kg-ww	160 *J*	180 *J*	70 *J*	50 *J*			
Benzene	µg/kg-ww	10 *U*	10 *U*	10 *U*	10 *U*			
Bromodichloromethane	µg/kg-ww	10 *U*	10 *U*	10 *U*	10 *U*			
Bromoform	µg/kg-ww	10 *U*	10 *U*	10 *U*	10 *U*			
Bromomethane	µg/kg-ww	10 *U*	10 *U*	10 *U*	10 *U*			
Carbon disulfide	µg/kg-ww	10 *UJ*	10 *UJ*	10 *UJ*	10 *UJ*			
Carbon tetrachloride	µg/kg-ww	10 *U*	10 *U*	10 *U*	10 *U*			
Chlorobenzene	µg/kg-ww	10 *U*	10 *U*	10 *U*	10 *U*			
Chloroethane	µg/kg-ww	10 *U*	10 *U*	10 *U*	10 *U*			
Chloroform	µg/kg-ww	10 *U*	10 *U*	10 *U*	10 *U*			
Chloromethane	µg/kg-ww	10 *U*	10 *U*	10 *U*	10 *U*			
cis-1,3-Dichloropropene	µg/kg-ww	10 *U*	10 *U*	10 *U*	10 *U*			
trans-1,3-Dichloropropene	µg/kg-ww	10 *U*	10 *U*	10 *U*	10 *U*			
Dibromochloromethane	µg/kg-ww	10 *U*	10 *U*	10 *U*	10 *U*			
Ethylbenzene	µg/kg-ww	10 *U*	10 *U*	10 *U*	10 *U*			

Table A-1E. (cont.)

	Survey:	O-FACCUM	O-FACCUM	O-FACCUM	O-FACCUM	ONON2A [1]	ONON2A [1]	ONON2A [1]
	Sample Number:	FB0275	FB0276	FB0277	FB0278	WB0043F	WB0044F	WB0045F
	Date Collected:	9/92 - 10/92	9/92 - 10/92	9/92 - 10/92	9/92 - 10/92	9/20/2000	9/20/2000	9/20/2000
	Station:	SEND	SEND	SEND	SEND	5AHB	5AHB	5AHB
	Species:	WPERCH	SMBASS	WALLEYE	CATFISH	CARP	CARP	CARP
	Average Length (in):	8.1	12.2	16.3	16.8	22.2	23.7	22.6
	Average Age (yrs):	4	5	5	11	7	8	7
Chemical	**Units**							
Methylene chloride	µg/kg-ww	10 *U*	10 *U*	10 *U*	10 *U*			
Styrene	µg/kg-ww	10 *U*	10 *U*	10 *U*	10 *U*			
Tetrachloroethene	µg/kg-ww	10 *U*	10 *U*	10 *U*	10 *U*			
Toluene	µg/kg-ww	10 *U*	5 *J*	10 *U*	10 *U*			
Trichloroethene	µg/kg-ww	10 *U*	10 *U*	10 *U*	10 *U*			
Vinyl chloride	µg/kg-ww	10 *U*	10 *U*	10 *U*	10 *U*			
Xylene (Total)	µg/kg-ww	10 *U*	10 *U*	10 *U*	10 *U*			
Semivolatile Organic Compounds								
2,2'-Oxybis(1-chloropropane)	µg/kg-ww	160 *UJ*	160 *UJ*	150 *UJ*	150 *UJ*			
2,4,5-Trichlorophenol	µg/kg-ww	*R*	*R*	*R*	*R*			
2,4,6-Trichlorophenol	µg/kg-ww	*R*	*R*	*R*	*R*			
2,4-Dichlorophenol	µg/kg-ww	*R*	*R*	*R*	*R*			
2,4-Dimethylphenol	µg/kg-ww	*R*	*R*	*R*	*R*			
2,4-Dinitrophenol	µg/kg-ww	*R*	*R*	*R*	*R*			
2,4-Dinitrotoluene	µg/kg-ww	160 *U*	160 *U*	150 *U*	150 *U*			
2,6-Dinitrotoluene	µg/kg-ww	160 *U*	160 *U*	150 *U*	150 *U*			
2-Chloronaphthalene	µg/kg-ww	160 *U*	160 *U*	150 *U*	150 *U*			
2-Chlorophenol	µg/kg-ww	*R*	*R*	*R*	*R*			
2-Methyl-4,6-dinitrophenol	µg/kg-ww	*R*	*R*	*R*	*R*			
2-Methylphenol	µg/kg-ww	*R*	*R*	*R*	*R*			
4-Methylphenol	µg/kg-ww	*R*	*R*	*R*	*R*			
2-Nitroaniline	µg/kg-ww	400 *U*	390 *U*	390 *U*	390 *U*			
3-Nitroaniline	µg/kg-ww	400 *U*	390 *U*	390 *U*	390 *U*			
4-Nitroaniline	µg/kg-ww	400 *U*	390 *U*	390 *U*	390 *U*			
2-Nitrophenol	µg/kg-ww	*R*	*R*	*R*	*R*			
4-Nitrophenol	µg/kg-ww	*R*	*R*	*R*	*R*			
3,3-Dichlorobenzidine	µg/kg-ww	160 *U*	160 *U*	150 *U*	150 *UJ*			

Table A-1E. (cont.)

	Survey:	O-FACCUM	O-FACCUM	O-FACCUM	O-FACCUM	ONON2A [1]	ONON2A [1]	ONON2A [1]
	Sample Number:	FB0275	FB0276	FB0277	FB0278	WB0043F	WB0044F	WB0045F
	Date Collected:	9/92 - 10/92	9/92 - 10/92	9/92 - 10/92	9/92 - 10/92	9/20/2000	9/20/2000	9/20/2000
	Station:	SEND	SEND	SEND	SEND	5AHB	5AHB	5AHB
	Species:	WPERCH	SMBASS	WALLEYE	CATFISH	CARP	CARP	CARP
	Average Length (in):	8.1	12.2	16.3	16.8	22.2	23.7	22.6
	Average Age (yrs):	4	5	5	11	7	8	7
Chemical	**Units**							
4-Bromophenyl-phenyl ether	µg/kg-ww	160 *U*	160 *U*	150 *U*	150 *U*			
4-Chloro-3-methylphenol	µg/kg-ww	*R*	*R*	*R*	*R*			
4-Chloroaniline	µg/kg-ww	160 *U*	160 *U*	150 *U*	150 *U*			
4-Chlorophenyl-phenyl ether	µg/kg-ww	160 *U*	160 *U*	150 *U*	150 *U*			
Bis(2-chloroethoxy)methane	µg/kg-ww	160 *U*	160 *U*	150 *U*	150 *U*			
Bis(2-chloroethyl)ether	µg/kg-ww	160 *U*	160 *U*	150 *U*	150 *U*			
Bis(2-ethylhexyl)phthalate	µg/kg-ww	430 *U*	2,300	420 *U*	150 *JU*			
Butylbenzylphthalate	µg/kg-ww	160 *U*	160 *U*	150 *U*	150 *UJ*			
Carbazole	µg/kg-ww	160 *U*	160 *U*	150 *U*	150 *U*			
Dibenzofuran	µg/kg-ww	160 *U*	160 *U*	150 *U*	150 *U*			
Diethylphthalate	µg/kg-ww	160 *U*	160 *U*	150 *U*	150 *U*			
Dimethylphthalate	µg/kg-ww	160 *U*	160 *U*	150 *U*	150 *U*			
Di-n-butylphthalate	µg/kg-ww	160 *U*	160 *U*	150 *U*	150 *U*			
Di-n-octylphthalate	µg/kg-ww	160 *U*	160 *U*	150 *U*	150 *UJ*			
Hexachlorobenzene	µg/kg-ww	160 *U*	160 *U*	150 *U*	47			
Hexachlorobutadiene	µg/kg-ww	160 *UJ*	160 *UJ*	150 *UJ*	150 *UJ*			
Hexachlorocyclopentadiene	µg/kg-ww	160 *UJ*	160 *UJ*	150 *UJ*	150 *UJ*			
Hexachloroethane	µg/kg-ww	160 *U*	160 *U*	150 *U*	150 *U*			
Isophorone	µg/kg-ww	160 *U*	160 *U*	150 *U*	150 *U*			
Isopropanol	µg/kg-ww	*R*	*R*	*R*	*R*			
Nitrobenzene	µg/kg-ww	160 *U*	160 *U*	150 *U*	150 *U*			
N-Nitroso-di-n-propylamine	µg/kg-ww	160 *UJ*	160 *UJ*	150 *UJ*	150 *UJ*			
N-Nitrosodiphenylamine	µg/kg-ww	160 *U*	160 *U*	150 *U*	150 *U*			
1,2,4-Trichlorobenzene	µg/kg-ww	160 *U*	160 *U*	150 *U*	150 *U*			
1,2-Dichlorobenzene	µg/kg-ww	160 *U*	160 *U*	150 *U*	150 *U*			
1,3-Dichlorobenzene	µg/kg-ww	160 *U*	160 *U*	150 *U*	150 *U*			
1,4-Dichlorobenzene	µg/kg-ww	41	160 *U*	37	58			

Table A-1E. (cont.)

	Survey:	O-FACCUM	O-FACCUM	O-FACCUM	O-FACCUM	ONON2A [1]	ONON2A [1]	ONON2A [1]
	Sample Number:	FB0275	FB0276	FB0277	FB0278	WB0043F	WB0044F	WB0045F
	Date Collected:	9/92 - 10/92	9/92 - 10/92	9/92 - 10/92	9/92 - 10/92	9/20/2000	9/20/2000	9/20/2000
	Station:	SEND	SEND	SEND	SEND	5AHB	5AHB	5AHB
	Species:	WPERCH	SMBASS	WALLEYE	CATFISH	CARP	CARP	CARP
	Average Length (in):	8.1	12.2	16.3	16.8	22.2	23.7	22.6
	Average Age (yrs):	4	5	5	11	7	8	7
Chemical	**Units**							
Pentachlorophenol	µg/kg-ww	*R*	*R*	*R*	*R*			
Phenol	µg/kg-ww	*R*	*R*	*R*	*R*			
Polycyclic Aromatic Hydrocarbons								
1-Methylnaphthalene	µg/kg-ww	890	1,300	520	2,300			
2-Methylnaphthalene	µg/kg-ww	160 *U*	160 *U*	150 *U*	150 *U*			
Acenaphthene	µg/kg-ww	160 *U*	160 *U*	150 *U*	150 *U*			
Acenaphthylene	µg/kg-ww	160 *U*	160 *U*	150 *U*	150 *U*			
Anthracene	µg/kg-ww	160 *U*	160 *U*	150 *U*	150 *U*			
Benzo(a)anthracene	µg/kg-ww	160 *U*	160 *U*	150 *U*	150 *UJ*			
Benzo(a)pyrene	µg/kg-ww	160 *U*	160 *U*	150 *U*	150 *UJ*			
Benzo(b)fluoranthene	µg/kg-ww	160 *U*	160 *U*	150 *U*	150 *UJ*			
Benzo(g,h,i)perylene	µg/kg-ww	160 *U*	160 *U*	150 *U*	150 *UJ*			
Benzo(k)fluoranthene	µg/kg-ww	160 *U*	160 *U*	150 *U*	150 *UJ*			
Chrysene	µg/kg-ww	160 *U*	160 *U*	150 *U*	150 *UJ*			
Dibenz(a,h)anthracene	µg/kg-ww	160 *U*	160 *U*	150 *U*	150 *UJ*			
Fluoranthene	µg/kg-ww	160 *U*	160 *U*	150 *U*	150 *U*			
Fluorene	µg/kg-ww	160 *U*	160 *U*	150 *U*	150 *U*			
Indeno(1,2,3-cd)pyrene	µg/kg-ww	160 *U*	160 *U*	150 *U*	150 *UJ*			
Naphthalene	µg/kg-ww	160 *U*	160 *U*	150 *U*	61			
Phenanthrene	µg/kg-ww	160 *U*	160 *U*	150 *U*	150 *U*			
Pyrene	µg/kg-ww	160 *U*	160 *U*	150 *U*	150 *UJ*			
Pesticides								
4,4'-DDD	µg/kg-ww	53 *J*	13 *J*	22 *J*	170 *J*			
4,4'-DDE	µg/kg-ww	81 *J*	43	54 *J*	400 *J*			
4,4'-DDT	µg/kg-ww	8.7 *J*	3.2 *U*	3.2 *U*	18 *J*			
Aldrin	µg/kg-ww	1.7 *U*	1.6 *U*	1.6 *U*	1.6 *U*			
alpha (cis) -Chlordane	µg/kg-ww	16 *J*	1.6 *U*	8.4 *J*	33 *J*			

Table A-1E. (cont.)

	Survey:	O-FACCUM	O-FACCUM	O-FACCUM	O-FACCUM	ONON2A [1]	ONON2A [1]	ONON2A [1]
	Sample Number:	FB0275	FB0276	FB0277	FB0278	WB0043F	WB0044F	WB0045F
	Date Collected:	9/92 - 10/92	9/92 - 10/92	9/92 - 10/92	9/92 - 10/92	9/20/2000	9/20/2000	9/20/2000
	Station:	SEND	SEND	SEND	SEND	5AHB	5AHB	5AHB
	Species:	WPERCH	SMBASS	WALLEYE	CATFISH	CARP	CARP	CARP
	Average Length (in):	8.1	12.2	16.3	16.8	22.2	23.7	22.6
	Average Age (yrs):	4	5	5	11	7	8	7
Chemical	**Units**							
gamma (trans) -Chlordane	µg/kg-ww	1.7 *U*	1.6 *U*	1.6 *U*	1.6 *U*			
Endosulfan I	µg/kg-ww	7.5 *J*	3.5 *J*	4.6 *J*	1.6 *U*			
Endosulfan II	µg/kg-ww	3.3 *U*	3.2 *U*	3.2 *U*	3.1 *U*			
Endosulfan sulfate	µg/kg-ww	3.3 *U*	4.2 *J*	3.2 *U*	3.1 *U*			
alpha-BHC	µg/kg-ww	1.7 *U*	1.6 *U*	1.6 *U*	1.6 *U*			
beta-BHC	µg/kg-ww	1.7 *U*	1.6 *U*	1.6 *U*	1.6 *U*			
delta-BHC	µg/kg-ww	2.8 *J*	1.6 *U*	2.4 *J*	1.7 *J*			
gamma-BHC (Lindane)	µg/kg-ww	1.7 *U*	1.6 *U*	1.6 *U*	1.6 *U*			
Dieldrin	µg/kg-ww	3.3 *U*	3.2 *U*	7 *J*	3.1 *U*			
Endrin	µg/kg-ww	12 *J*	8.5 *J*	6.5	32 *J*			
Endrin aldehyde	µg/kg-ww	3.3 *U*	3.2 *U*	3.2 *U*	3.1 *U*			
Endrin ketone	µg/kg-ww	3.3 *U*	3.2 *U*	3.2 *U*	3.1 *U*			
Heptachlor	µg/kg-ww	1.7 *U*	1.6 *U*	1.6 *U*	1.6 *U*			
Heptachlor epoxide	µg/kg-ww	4 *J*	1.6 *U*	1.6 *U*	1.6 *U*			
Methoxychlor	µg/kg-ww	17 *U*	16 *U*	16 *U*	16 *U*			
Toxaphene	µg/kg-ww	170 *U*	160 *U*	160 *U*	160 *U*			

Table A-1E. (cont.)

	Survey:	ONON2A [1]	ONON2A [1]	ONON2A [1]	ONON2A [1]
	Sample Number:	WF0034F	WF0035F	WF0036F	WB0037F
	Date Collected:	9/22/2000	9/22/2000	9/22/2000	9/22/2000
	Station:	5AHB	5AHB	MNMC	MNMC
	Species:	BLUEGILL	BLUEGILL	CATFISH	CATFISH
	Average Length (in):	7.4	6.9	21.1	19.8
	Average Age (yrs):	3	4	12	9
Chemical	**Units**				
Inorganics					
Aluminum	mg/kg-ww	4.89 *U*	4.84 *U*	5.3	4.88 *U*
Antimony	mg/kg-ww	0.05 *U*	0.05 *U*	0.05 *U*	0.05 *U*
Arsenic	mg/kg-ww	0.49 *U*	0.48 *U*	0.5 *U*	0.49 *U*
Barium	mg/kg-ww	0.78	0.74	0.04	0.08
Beryllium	mg/kg-ww	0.02 *U*	0.02 *U*	0.02 *U*	0.02
Cadmium	mg/kg-ww	0.05 *U*	0.05 *U*	0.05 *U*	0.05 *U*
Calcium	mg/kg-ww	16,500 *J*	24,400 *J*	389 *J*	1,060 *J*
Chromium	mg/kg-ww	0.98 *U*	0.97 *U*	0.99 *U*	0.98 *U*
Cobalt	mg/kg-ww	0.1	0.2	0.02 *U*	0.08
Copper	mg/kg-ww	1.3	1.3	3.1	2
Cyanide	mg/kg-ww	0.92 *U*	14.3	0.41 *U*	0.41 *U*
Iron	mg/kg-ww	11.4	18.3	13.8	15
Lead	mg/kg-ww	0.05	0.08	0.02	0.07
Magnesium	mg/kg-ww	1,430	1,610	1,030	989
Manganese	mg/kg-ww	1.88	5.51	0.44	0.51
Nickel	mg/kg-ww	0.9	1.9	0.6	0.3
Potassium	mg/kg-ww	16,400	15,600	17,700	14,200
Selenium	mg/kg-ww	1.5	1.6	1.2	1.4
Silver	mg/kg-ww	0.02 *U*	0.02 *U*	0.02 *U*	0.02 *U*
Sodium	mg/kg-ww	2,980	2,870	2,270	2,230
Thallium	mg/kg-ww	0.02 *U*	0.02 *U*	0.02 *U*	0.02 *U*
Mercury	µg/kg-ww	439	230	661	541
Vanadium	mg/kg-ww	0.58	0.47	0.79	0.97
Zinc	mg/kg-ww	35.1 *J*	53.7 *J*	23.7 *J*	20.1 *J*

Table A-1E. (cont.)

Notes: *J* - estimated

U - undetected at reported concentrations

WPERCH = white perch

SMBASS = smallmouth bass

Each composite was generated from five individuals of the same species

[1] Other data for these samples (including mercury, pesticides, hexachlorobenzene, PCBs, and PCDDs/PCDFs) are found on Tables A1-A, A1-B, A1-C, and A1-D.

Table A-2A. Northern Basin Nearshore Sediments – Inorganic and Organometallic Data

Survey	Survey Station	Sample Number	Duplicates	Date	Depth (cm)	Aluminum (mg/kg)	Antimony (mg/kg)	Arsenic (mg/kg)	Barium (mg/kg)	Beryllium (mg/kg)
O-SEDCHM	S53	S00020		5/9/1992	0 - 30	5,160 *J*	9.0	8.0	708	0.54 *U*
O-SEDCHM	S53	S00529		7/27/1992	0 - 2	3,560	8.7 *UJ*	5.1 *J*	636	0.40 *U*
O-SEDCHM	S61	S00589		8/7/1992	0 - 2					
O-SEDCHM	S62	S00517		7/24/1992	0 - 2					
O-SEDCHM	S66	S00067		5/11/1992	0 - 30	1,020	5.7 *J*	0.92 *J*	87.3	0.30 *U*
O-SEDCHM	S66	S00601		8/10/1992	0 - 2	1,030	2.8 *UJ*	0.72	84.7	0.26 *U*
O-SEDCHM	S67	S00513		7/23/1992	0 - 2					
O-SEDCHM	S74	S00510		7/22/1992	0 - 2					
O-SEDCHM	S75	S00507		7/21/1992	0 - 2					
O-SEDCHM	S76	S00508		7/22/1992	0 - 2					
O-SEDCHM	S81	S00023		5/9/1992	0 - 30	1,730 *J*	8.1	2.1	55.7	0.20 *U*
O-SEDCHM	S81	S00520		7/24/1992	0 - 2	4,150	6.4 *J*	2.8 *J*	51.7	0.35 *U*
O-SEDCHM	S82	S00504		7/21/1992	0 - 2					
O-SEDCHM	S87	S00511		7/22/1992	0 - 2					
O-SEDCHM	S93	S00032		5/9/1992	0 - 30	609 *J*	9.2	0.32	82.7	0.35 *U*
O-SEDCHM	S93	S00550		7/31/1992	0 - 2	262	3.8 *UJ*	0.72 *J*	79.8	0.35 *U*
O-SEDCHM	S94	S00512		7/22/1992	0 - 2					
O-SEDCHM	S100	S00059		5/11/1992	0 - 30	735	7.2 *J*	0.48 *J*	86.6	0.31 *U*
O-SEDCHM	S100	S00608		8/11/1992	0 - 2	159	3.0 *UJ*	0.45 *J*	92.2	0.27 *U*
O-SEDCHM	S105	S00552		7/31/1992	0 - 2					
O-SEDCHM	S110	S00501		7/20/1992	0 - 2					
O-SEDCHM	S113	S00029		5/9/1992	0 - 30	427 *J*	7.1	0.42	105	0.26 *U*
O-SEDCHM	S113	S00577		8/5/1992	0 - 2	635	3.7 *UJ*	1.1	72.4	0.34 *U*
O-SEDCHM	P73	S00048		5/10/1992	0–30					
ONON2A	S304	SF0052		8/9/2000	0 - 15	5,780 *J*	0.34 *UJ*	4.8 *J*	80.7 *J*	0.36
ONON2A	S304	SF0053		8/9/2000	15 - 30	6,210 *J*	0.29 *UJ*	5.8 *J*	65.7 *J*	0.37
ONON2A	S306	VC0212		7/21/2000	0 - 15	4,970	0.30 *UJ*	2.5	96.2 *J*	0.34
ONON2A	S306	VC0213		7/21/2000	15 - 30	5,340	0.34 *UJ*	1.3	72.9 *J*	0.33
ONON2A	S356	SF0001		8/16/2000	0 - 15	1,430	0.33 *U*	0.38 *U*	112 *J*	0.13
ONON2A	S356	SF0002		8/16/2000	15 - 30	1,060	0.43	0.60	99.1	0.15
ONON2A	S357	SF0003		8/16/2000	0 - 2	1,180	0.45 *U*	1.1	117	0.15
ONON2A	S357	SF0004		8/16/2000	2 - 15	1,360	0.35 *U*	0.84	111	0.14
ONON2A	S357	SF0005		8/16/2000	15 - 30	1,840	0.36 *U*	0.41 *U*	99.5	0.14

Table A-2A. (cont.)

Survey	Survey Station	Sample Number	Duplicates	Date	Depth (cm)	Cadmium (mg/kg)	Calcium (mg/kg)	Chromium (mg/kg)	Cobalt (mg/kg)	Copper (mg/kg)
O-SEDCHM	S53	S00020		5/9/1992	0 - 30	1.1 *U*	255,000	6.6	2.4	12.7
O-SEDCHM	S53	S00529		7/27/1992	0 - 2	0.97	303,000	17.7	3	12
O-SEDCHM	S61	S00589		8/7/1992	0 - 2	3.1 *J*	208,000 *J*	80.1 *J*		35.7 *J*
O-SEDCHM	S62	S00517		7/24/1992	0 - 2	2.4	292,000	43.5 *J*		13.4 *J*
O-SEDCHM	S66	S00067		5/11/1992	0 - 30	1.4	294,000	23 *J*	1.2	14 *J*
O-SEDCHM	S66	S00601		8/10/1992	0 - 2	1.3	231,000	22.6	1.1	13
O-SEDCHM	S67	S00513		7/23/1992	0 - 2	0.9	236,000	33.2 *J*		12.2 *J*
O-SEDCHM	S74	S00510		7/22/1992	0 - 2	0.79	74,200	13.6 *J*		4.7 *J*
O-SEDCHM	S75	S00507		7/21/1992	0 - 2	0.87	182,000	12.2 *J*		14.5 *J*
O-SEDCHM	S76	S00508		7/22/1992	0 - 2	1.4	76,700	11.2 *J*		9.9 *J*
O-SEDCHM	S81	S00023		5/9/1992	0 - 30	0.4 *U*	237,000	5.9	1.6	13.4
O-SEDCHM	S81	S00520		7/24/1992	0 - 2	0.35 *U*	109,000	10.5	4.2	21.4
O-SEDCHM	S82	S00504		7/21/1992	0 - 2	0.57	196,000	6.9 *J*		16.2 *J*
O-SEDCHM	S87	S00511		7/22/1992	0 - 2	1.6	313,000	37.8 *J*		11.9 *J*
O-SEDCHM	S93	S00032		5/9/1992	0 - 30	0.69 *U*	290,000	6.1	0.69 *U*	2.9
O-SEDCHM	S93	S00550		7/31/1992	0 - 2	0.73	255,000	25.1	0.94	8.8
O-SEDCHM	S94	S00512		7/22/1992	0 - 2	0.95	342,000	19.5 *J*		8.6 *J*
O-SEDCHM	S100	S00059		5/11/1992	0 - 30	0.63 *U*	326,000	3.0	0.63 *U*	1.9
O-SEDCHM	S100	S00608		8/11/1992	0 - 2	1.0	305,000	27.1	0.56	9.3 *U*
O-SEDCHM	S105	S00552		7/31/1992	0 - 2	4.6	330,000	76.9 *J*		27.8
O-SEDCHM	S110	S00501		7/20/1992	0 - 2	4.0	261,000	73.9 *J*		30.8 *J*
O-SEDCHM	S113	S00029		5/9/1992	0 - 30	0.52 *U*	339,000	6.5	0.52 *U*	3.8
O-SEDCHM	S113	S00577		8/5/1992	0 - 2	0.35	234,000	16.7	1.3	11.4 *U*
O-SEDCHM	P73	S00048		5/10/1992	0–30	0.56 *UJ*	317,000 *J*	3.4 *J*		2.5 *J*
ONON2A	S304	SF0052		8/9/2000	0 - 15	0.22	259,000 *J*	18.8 *J*	3.6 *J*	38.3 *J*
ONON2A	S304	SF0053		8/9/2000	15 - 30	0.35	147,000 *J*	69.2 *J*	8.9 *J*	41 *J*
ONON2A	S306	VC0212		7/21/2000	0 - 15	0.82	251,000	17.7 *J*	4.2	12 *J*
ONON2A	S306	VC0213		7/21/2000	15 - 30	0.05 *U*	157,000	9.0 *J*	2.4	6.7 *J*
ONON2A	S356	SF0001		8/16/2000	0 - 15	0.26	345,000	8.9	0.41	6.0 *J*
ONON2A	S356	SF0002		8/16/2000	15 - 30	0.051 *U*	320,000	2.3 *J*	0.18 *U*	2.1
ONON2A	S357	SF0003		8/16/2000	0 - 2	2.6	351,000	37.1 *J*	0.63	24.1
ONON2A	S357	SF0004		8/16/2000	2 - 15	0.96	366,000	16.2 *J*	0.61	9.7
ONON2A	S357	SF0005		8/16/2000	15 - 30	0.052 *U*	336,000	3.3 *J*	0.46	2.6

Table A-2A. (cont.)

Survey	Survey Station	Sample Number	Duplicates	Date	Depth (cm)	Cyanide (mg/kg)	Iron (mg/kg)	Lead (mg/kg)	Magnesium (mg/kg)	Manganese (mg/kg)
O-SEDCHM	S53	S00020		5/9/1992	0 - 30		5,440	7.6	28,800	244
O-SEDCHM	S53	S00529		7/27/1992	0 - 2	7.9 *UJ*	4,090	11	17,300	319
O-SEDCHM	S61	S00589		8/7/1992	0 - 2			17.7 *J*	3,150	
O-SEDCHM	S62	S00517		7/24/1992	0 - 2			9.2	3,600	
O-SEDCHM	S66	S00067		5/11/1992	0 - 30		2,800	9.7 *J*	3,000	312 *J*
O-SEDCHM	S66	S00601		8/10/1992	0 - 2	1.0	2,040	9.1	3,280	182 *J*
O-SEDCHM	S67	S00513		7/23/1992	0 - 2			12.2	14,900	
O-SEDCHM	S74	S00510		7/22/1992	0 - 2			5.3	3,090	
O-SEDCHM	S75	S00507		7/21/1992	0 - 2			10.1	5,660	
O-SEDCHM	S76	S00508		7/22/1992	0 - 2			11.6	5,330	
O-SEDCHM	S81	S00023		5/9/1992	0 - 30		4,270	24.5	4,190	202
O-SEDCHM	S81	S00520		7/24/1992	0 - 2	0.78 *UJ*	10,300	29.2	11,000	338
O-SEDCHM	S82	S00504		7/21/1992	0 - 2			21.4	7,160	
O-SEDCHM	S87	S00511		7/22/1992	0 - 2			10.4	2,560	
O-SEDCHM	S93	S00032		5/9/1992	0 - 30		1,890	1.5	3,260	143
O-SEDCHM	S93	S00550		7/31/1992	0 - 2	5.9 *UJ*	1,370	6.9	3,210	260
O-SEDCHM	S94	S00512		7/22/1992	0 - 2			8.4	2,720	
O-SEDCHM	S100	S00059		5/11/1992	0 - 30		1,760	1.0	3,110	104
O-SEDCHM	S100	S00608		8/11/1992	0 - 2	1.6 *U*	874	2.4	2,340	445 *J*
O-SEDCHM	S105	S00552		7/31/1992	0 - 2			19.5 *J*	2,630	
O-SEDCHM	S110	S00501		7/20/1992	0 - 2			6.8	2,640	
O-SEDCHM	S113	S00029		5/9/1992	0 - 30		1,520	2.5	2,950	144
O-SEDCHM	S113	S00577		8/5/1992	0 - 2	1.4 *U*	2,520	15.7	2,950	284 *J*
O-SEDCHM	P73	S00048		5/10/1992	0–30			0.83 *J*	1,640 *J*	
ONON2A	S304	SF0052		8/9/2000	0 - 15	0.91 *U*	9,730 *J*	45.7 *J*	11,300 *J*	355 *J*
ONON2A	S304	SF0053		8/9/2000	15 - 30	0.77 *U*	11,500 *J*	48.3 *J*	11,100 *J*	365 *J*
ONON2A	S306	VC0212		7/21/2000	0 - 15	0.79 *U*	9,520	7.7	13,400	342
ONON2A	S306	VC0213		7/21/2000	15 - 30	0.90 *U*	9,160	3.0	12,700	233
ONON2A	S356	SF0001		8/16/2000	0 - 15	0.86 *U*	1,870	4.2	3,050	326
ONON2A	S356	SF0002		8/16/2000	15 - 30	0.92 *U*	1,400	0.50	2,930	154
ONON2A	S357	SF0003		8/16/2000	0 - 2	1.2 *U*	2,240	11.6	2,840	418
ONON2A	S357	SF0004		8/16/2000	2 - 15	0.93 *U*	2,430	4.5	3,040	263
ONON2A	S357	SF0005		8/16/2000	15 - 30	0.94 *U*	2,710	0.85	3,250	144

Table A-2A. (cont.)

Survey	Survey Station	Sample Number	Duplicates	Date	Depth (cm)	Methylmercury (μg/kg)	Mercury (mg/kg)	Nickel (mg/kg)	Potassium (mg/kg)	Selenium (mg/kg)
O-SEDCHM	S53	S00020		5/9/1992	0 - 30		0.5 *UJ*	6.9	121 *U*	0.97 *J*
O-SEDCHM	S53	S00529		7/27/1992	0 - 2		0.21 *J*	10.8	145	0.32 *UJ*
O-SEDCHM	S61	S00589		8/7/1992	0 - 2		0.94	9.2		
O-SEDCHM	S62	S00517		7/24/1992	0 - 2		0.94	20 *J*		
O-SEDCHM	S66	S00067		5/11/1992	0 - 30		0.37	4.2	119	0.27 *UJ*
O-SEDCHM	S66	S00601		8/10/1992	0 - 2		0.21	4.3	143	0.15 *UJ*
O-SEDCHM	S67	S00513		7/23/1992	0 - 2		0.92	18.2 *J*		
O-SEDCHM	S74	S00510		7/22/1992	0 - 2		0.84	5.7 *J*		
O-SEDCHM	S75	S00507		7/21/1992	0 - 2		2.8	11.9 *J*		
O-SEDCHM	S76	S00508		7/22/1992	0 - 2		1.9	11.2 *J*		
O-SEDCHM	S81	S00023		5/9/1992	0 - 30		0.98 *J*	4.1	241	0.38 *UJ*
O-SEDCHM	S81	S00520		7/24/1992	0 - 2		1.3 *J*	11.6	578	0.79 *J*
O-SEDCHM	S82	S00504		7/21/1992	0 - 2		1.1	10.9 *J*		
O-SEDCHM	S87	S00511		7/22/1992	0 - 2		1.0	5.4 *J*		
O-SEDCHM	S93	S00032		5/9/1992	0 - 30		0.25 *UJ*	2.4 *U*	161	0.19 *UJ*
O-SEDCHM	S93	S00550		7/31/1992	0 - 2		0.39 *J*	4.0	87.7	0.28 *UJ*
O-SEDCHM	S94	S00512		7/22/1992	0 - 2		0.96	3.9 *J*		
O-SEDCHM	S100	S00059		5/11/1992	0 - 30		0.28 *U*	3.6	182	0.38 *J*
O-SEDCHM	S100	S00608		8/11/1992	0 - 2		0.36	3.9	211	0.39
O-SEDCHM	S105	S00552		7/31/1992	0 - 2		1.6	7.6		
O-SEDCHM	S110	S00501		7/20/1992	0 - 2		2.2	8.6 *J*		
O-SEDCHM	S113	S00029		5/9/1992	0 - 30		0.18 *J*	2.7	89.7	0.30 *UJ*
O-SEDCHM	S113	S00577		8/5/1992	0 - 2		0.17	4.8	110	0.19 *UJ*
O-SEDCHM	P73	S00048		5/10/1992	0–30		0.11 *UJ*	3.1 *J*		
ONON2A	S304	SF0052		8/9/2000	0 - 15		2.2	19.7 *J*	1,450 *J*	1.2 *J*
ONON2A	S304	SF0053		8/9/2000	15 - 30		3.2	36.4 *J*	1,590 *J*	1.1 *J*
ONON2A	S306	VC0212		7/21/2000	0 - 15		0.69	15.1 *J*	1,330 *J*	1.2
ONON2A	S306	VC0213		7/21/2000	15 - 30		0.051 *U*	8.2 *J*	1,430 *J*	0.82
ONON2A	S356	SF0001		8/16/2000	0 - 15		0.16 *J*	3.2	369	0.73
ONON2A	S356	SF0002		8/16/2000	15 - 30		0.052 *UJ*	2.1	184	0.68 *U*
ONON2A	S357	SF0003		8/16/2000	0 - 2		1.2 *J*	6.1	577	0.87 *U*
ONON2A	S357	SF0004		8/16/2000	2 - 15		0.49 *J*	4.3	354	0.87
ONON2A	S357	SF0005		8/16/2000	15 - 30		0.053 *UJ*	3.0	517	1.1

Table A-2A. (cont.)

Survey	Survey Station	Sample Number	Duplicates	Date	Depth (cm)	Silver (mg/kg)	Sodium (mg/kg)	Thallium (mg/kg)	Vanadium (mg/kg)	Zinc (mg/kg)
O-SEDCHM	S53	S00020		5/9/1992	0 - 30	1.1 *UJ*	5,970	0.73 *J*	5.2	15.8
O-SEDCHM	S53	S00529		7/27/1992	0 - 2	1.2 *J*	3,520	0.41 *J*	4.3	34.2 *J*
O-SEDCHM	S61	S00589		8/7/1992	0 - 2					74.9 *J*
O-SEDCHM	S62	S00517		7/24/1992	0 - 2					85.7 *J*
O-SEDCHM	S66	S00067		5/11/1992	0 - 30	1.7 *J*	782 *U*	0.27 *UJ*	1.2 *U*	40.6 *UJ*
O-SEDCHM	S66	S00601		8/10/1992	0 - 2	2.7 *J*	466	0.15 *U*	0.51 *U*	38.7
O-SEDCHM	S67	S00513		7/23/1992	0 - 2					50.1 *J*
O-SEDCHM	S74	S00510		7/22/1992	0 - 2					21.9 *J*
O-SEDCHM	S75	S00507		7/21/1992	0 - 2					65.7 *J*
O-SEDCHM	S76	S00508		7/22/1992	0 - 2					46.6 *J*
O-SEDCHM	S81	S00023		5/9/1992	0 - 30	0.5 *J*	970	0.38 *U*	1.0	36.6
O-SEDCHM	S81	S00520		7/24/1992	0 - 2	0.69 *UJ*	394	0.63 *J*	6.9	62 *J*
O-SEDCHM	S82	S00504		7/21/1992	0 - 2					49.9 *J*
O-SEDCHM	S87	S00511		7/22/1992	0 - 2					34.1 *J*
O-SEDCHM	S93	S00032		5/9/1992	0 - 30	0.69 *U*	923	0.19 *U*	1.4 *U*	10.1
O-SEDCHM	S93	S00550		7/31/1992	0 - 2	1.2 *J*	457	0.28 *UJ*	0.69 *U*	24.6 *J*
O-SEDCHM	S94	S00512		7/22/1992	0 - 2					24 *J*
O-SEDCHM	S100	S00059		5/11/1992	0 - 30	0.91	768	0.35 *UJ*	1.3 *U*	6.8 *J*
O-SEDCHM	S100	S00608		8/11/1992	0 - 2	1.3 *J*	544	0.29 *U*	0.54 *U*	31.4
O-SEDCHM	S105	S00552		7/31/1992	0 - 2					77 *J*
O-SEDCHM	S110	S00501		7/20/1992	0 - 2					74.5 *J*
O-SEDCHM	S113	S00029		5/9/1992	0 - 30	0.91	612	0.30 *U*	1 *U*	14
O-SEDCHM	S113	S00577		8/5/1992	0 - 2	0.68 *UJ*	457	0.19	1.8	38.9
O-SEDCHM	P73	S00048		5/10/1992	0–30					8.4 *UJ*
ONON2A	S304	SF0052		8/9/2000	0 - 15	0.14 *U*	1,430 *J*	0.89 *U*	11.4 *J*	89.1 *J*
ONON2A	S304	SF0053		8/9/2000	15 - 30	0.11 *U*	1,020 *J*	0.75 *U*	16.9 *J*	68.2 *J*
ONON2A	S306	VC0212		7/21/2000	0 - 15	0.12 *U*	2,130 *J*	0.78 *U*	9.6	68.4 *J*
ONON2A	S306	VC0213		7/21/2000	15 - 30	0.13 *U*	2,870 *J*	0.88 *U*	9.8	38.8 *J*
ONON2A	S356	SF0001		8/16/2000	0 - 15	0.13 *U*	854 *J*	0.84 *U*	2.3	33.4
ONON2A	S356	SF0002		8/16/2000	15 - 30	0.14 *U*	857 *J*	0.9 *U*	1.7	8.2
ONON2A	S357	SF0003		8/16/2000	0 - 2	0.36	1,240 *J*	1.2 *U*	2.4	77.1
ONON2A	S357	SF0004		8/16/2000	2 - 15	0.14 *U*	1,100 *J*	0.91 *U*	2.3	34.2
ONON2A	S357	SF0005		8/16/2000	15 - 30	0.14 *U*	1,360 *J*	0.92 *U*	2.9	36.3

Table A-2A. (cont.)

Survey	Survey Station	Sample Number	Duplicates	Date	Depth (cm)	Aluminum (mg/kg-dw)	Antimony (mg/kg-dw)	Arsenic (mg/kg-dw)	Barium (mg/kg-dw)	Beryllium (mg/kg)
ONON2A	S358	SF0006		8/16/2000	0–15	1,590	0.30 *U*	0.35 *U*	101	0.12
ONON2A	S358	SF0007		8/16/2000	15–30	1,090	0.30 *U*	0.34 *U*	102	0.11
ONON2A	S359	SF0008		8/16/2000	0 - 15	5,700	0.28 *U*	5.3	61.6	0.39
ONON2A	S359	SF0009		8/16/2000	15 - 30	6,360	0.24 *U*	4.7	67.8	0.33
ONON2A	S360	SF0010	D1	8/16/2000	0 - 2	6,450	0.39 *U*	3.2	82.3	0.34
ONON2A	S360	SF0066	D2	8/16/2000	0 - 2	6,480	0.39 *U*	3.3	83.7	0.35
ONON2A	S360	SF0011	D1	8/16/2000	2 - 15	5,820	0.37 *U*	3.2	76.7	0.31
ONON2A	S360	SF0164	D2	8/16/2000	2 - 15	3,930	0.36 *U*	2.6	76.9	0.24
ONON2A	S360	SF0012	D1	8/16/2000	15 - 30	3,230	0.34 *U*	2.3	76.9	0.21
ONON2A	S360	SF0169	D2	8/16/2000	15 - 30	2,800	0.33 *U*	2	75.9	0.19
ONON2A	S361	SF0014		8/15/2000	15 - 30	2,920	0.49	0.95	54.1	0.20
ONON2A	S361	SF0013	D1	8/15/2000	0 - 15	2,280	0.36 *U*	1.9	72.8	0.18
ONON2A	S361	SF0163	D2	8/15/2000	0 - 15	2,490	0.35 *U*	1.8	72.3	0.18
ONON2A	S362	SF0015		8/15/2000	0 - 15	1,190	0.32	0.97	70.9	0.12
ONON2A	S362	SF0016		8/15/2000	15 - 30	822	0.34 *U*	1.7	88.7	0.12
ONON2A	S363	SF0017		8/15/2000	0 - 2	1,350	0.33 *U*	1.7	114 *J*	0.17
ONON2A	S363	SF0018	D1	8/15/2000	2 - 15	2,810	0.35 *U*	3	85.3	0.24
ONON2A	S363	SF0175	D2	8/15/2000	2 - 15	3,040	0.36 *U*	2.6	110	0.24
ONON2A	S363	SF0019		8/15/2000	15 - 30	5,400	0.67 *U*	7	38.2	0.40
ONON2A	S369	SF0031		8/15/2000	0 - 15	1,470	0.34 *U*	0.43	107	0.12
ONON2A	S369	SF0032		8/15/2000	15 - 30	1,290	0.35 *U*	0.4 *U*	107	0.11
ONON2A	S370	SF0033		8/17/2000	0 - 2	1,000 *J*	0.33 *U*	0.71	70.1	0.15
ONON2A	S370	SF0034		8/17/2000	2 - 15	747 *J*	0.3 *U*	0.76	67	0.13
ONON2A	S370	SF0035		8/17/2000	15 - 30	1,170 *J*	0.29 *U*	0.68	73	0.12
ONON2A	S372	BC0027		8/2/2000	0 - 2					
ONON2A	S372	BC0028	D1	8/2/2000	2 - 14					
ONON2A	S372	BC0032	D2	8/2/2000	2 - 14					
ONON2A	S372	SF0039	D1	8/17/2000	15 - 30	2,360	0.35	1.6	86	0.20
ONON2A	S372	SF0165	D2	8/17/2000	15 - 30	1,590	0.39	1.8	97	0.15
ONON2A	S372	SF0050		8/11/2000	0 - 15	752	0.41 *J*	0.87	112 *J*	0.14

Table A-2A. (cont.)

Survey	Survey Station	Sample Number	Duplicates	Date	Depth (cm)	Cadmium (mg/kg)	Calcium (mg/kg)	Chromium (mg/kg)	Cobalt (mg/kg)	Copper (mg/kg)
ONON2A	S358	SF0006		8/16/2000	0–15	0.044 *U*	349,000	3.2 *J*	0.29	1.8
ONON2A	S358	SF0007		8/16/2000	15–30	0.044 *U*	348,000	2.5 *J*	0.28	1.7
ONON2A	S359	SF0008		8/16/2000	0 - 15	0.083	178,000	11.4 *J*	3.3	14.8
ONON2A	S359	SF0009		8/16/2000	15 - 30	0.083	180,000	21.9 *J*	3.3	18.1
ONON2A	S360	SF0010	D1	8/16/2000	0 - 2	0.33	221,000	24.1 *J*	2.8	28.8
ONON2A	S360	SF0066	D2	8/16/2000	0 - 2	0.34	236,000	26.6 *J*	3.0	30.7
ONON2A	S360	SF0011	D1	8/16/2000	2 - 15	0.35	272,000	21.6 *J*	2.1	28.4
ONON2A	S360	SF0164	D2	8/16/2000	2 - 15	0.35	323,000	14.9 *J*	0.97	18.4
ONON2A	S360	SF0012	D1	8/16/2000	15 - 30	0.11	335,000	9.8 *J*	0.72	16.1
ONON2A	S360	SF0169	D2	8/16/2000	15 - 30	0.082	309,000	8.4 *J*	0.56	15.3
ONON2A	S361	SF0014		8/15/2000	15 - 30	0.058 *U*	163,000	6.1	1.6	6.3
ONON2A	S361	SF0013	D1	8/15/2000	0 - 15	0.30	230,000	11.1	1.3	11.7
ONON2A	S361	SF0163	D2	8/15/2000	0 - 15	0.27	215,000	10.6	1.1	11.7
ONON2A	S362	SF0015		8/15/2000	0 - 15	0.047 *U*	234,000	4.2	0.52	3.9
ONON2A	S362	SF0016		8/15/2000	15 - 30	0.096	318,000	3.4	0.41	6.6
ONON2A	S363	SF0017		8/15/2000	0 - 2	0.22	392,000	12.8	0.66	5.6 *J*
ONON2A	S363	SF0018	D1	8/15/2000	2 - 15	1.2	301,000	36.5	1.8	20.2
ONON2A	S363	SF0175	D2	8/15/2000	2 - 15	1.4	326,000	44	1.9	24
ONON2A	S363	SF0019		8/15/2000	15 - 30	0.099 *U*	247,000	14.8	1.1	11
ONON2A	S369	SF0031		8/15/2000	0 - 15	0.18	338,000	7.6	0.20	4.2
ONON2A	S369	SF0032		8/15/2000	15 - 30	0.051 *U*	352,000	2.8	0.17 *U*	1.8
ONON2A	S370	SF0033		8/17/2000	0 - 2	1.7	207,000	54.9	0.74	18.9
ONON2A	S370	SF0034		8/17/2000	2 - 15	1.8	196,000	54.6	0.53	18.4
ONON2A	S370	SF0035		8/17/2000	15 - 30	0.84	246,000	10.6	0.34	8.2
ONON2A	S372	BC0027		8/2/2000	0 - 2					
ONON2A	S372	BC0028	D1	8/2/2000	2 - 14					
ONON2A	S372	BC0032	D2	8/2/2000	2 - 14					
ONON2A	S372	SF0039	D1	8/17/2000	15 - 30	1.1	290,000	12.4	1.5	10.2
ONON2A	S372	SF0165	D2	8/17/2000	15 - 30	1.7	326,000	14	1.4	11.7
ONON2A	S372	SF0050		8/11/2000	0 - 15	3.7	349,000	81.6	0.83	34.3

Table A-2A. (cont.)

Survey	Survey Station	Sample Number	Duplicates	Date	Depth (cm)	Cyanide (mg/kg)	Iron (mg/kg)	Lead (mg/kg)	Magnesium (mg/kg)	Manganese (mg/kg)
ONON2A	S358	SF0006		8/16/2000	0–15	0.79 *U*	2,080	0.74	3,390	196
ONON2A	S358	SF0007		8/16/2000	15–30	0.78 *U*	1,720	0.74	3,240	146
ONON2A	S359	SF0008		8/16/2000	0 - 15	0.73 *U*	14,000	17.1	18,200	305
ONON2A	S359	SF0009		8/16/2000	15 - 30	0.64 *U*	13,100	19	11,800	325
ONON2A	S360	SF0010	D1	8/16/2000	0 - 2	1.0 *U*	10,400	38.3	8,690	280
ONON2A	S360	SF0066	D2	8/16/2000	0 - 2	1.0 *U*	11,000	41.4	9,000	289
ONON2A	S360	SF0011	D1	8/16/2000	2 - 15	0.98 *U*	9,530	31.6	8,220	324
ONON2A	S360	SF0164	D2	8/16/2000	2 - 15	0.95 *U*	7,010	20.4	5,950	334
ONON2A	S360	SF0012	D1	8/16/2000	15 - 30	0.88 *U*	4,440	16.3	4,780	309
ONON2A	S360	SF0169	D2	8/16/2000	15 - 30	0.87 *U*	4,160	12.2	4,810	299
ONON2A	S361	SF0014		8/15/2000	15 - 30	1.0 *U*	6,860	2.4 *J*	7,190	177 *J*
ONON2A	S361	SF0013	D1	8/15/2000	0 - 15	0.95 *U*	4,660	30.1 *J*	5,040	249 *J*
ONON2A	S361	SF0163	D2	8/15/2000	0 - 15	0.91 *U*	4,610	21.7	4,850	235
ONON2A	S362	SF0015		8/15/2000	0 - 15	0.83 *U*	2,290	2.6 *J*	4,230	197 *J*
ONON2A	S362	SF0016		8/15/2000	15 - 30	0.89 *U*	1,680	8.5 *J*	2,250	224 *J*
ONON2A	S363	SF0017		8/15/2000	0 - 2	0.87 *U*	2,040	7.3	4,230	299
ONON2A	S363	SF0018	D1	8/15/2000	2 - 15	0.93 *U*	3,520	16.1 *J*	9,560	174 *J*
ONON2A	S363	SF0175	D2	8/15/2000	2 - 15	0.96 *U*	3,670	18.5	8,380	184
ONON2A	S363	SF0019		8/15/2000	15 - 30	1.8 *U*	6,220	7.9 *J*	30,300	410 *J*
ONON2A	S369	SF0031		8/15/2000	0 - 15	0.91 *U*	2,500	3.1	3,320	193
ONON2A	S369	SF0032		8/15/2000	15 - 30	0.91 *U*	2,020	0.60	3,250	140
ONON2A	S370	SF0033		8/17/2000	0 - 2	0.88 *U*	2,240	11.1	2,880	197
ONON2A	S370	SF0034		8/17/2000	2 - 15	0.78 *U*	1,890	12.6	2,460	181
ONON2A	S370	SF0035		8/17/2000	15 - 30	0.78 *U*	2,210	4.6	2,980	160
ONON2A	S372	BC0027		8/2/2000	0 - 2					
ONON2A	S372	BC0028	D1	8/2/2000	2 - 14					
ONON2A	S372	BC0032	D2	8/2/2000	2 - 14					
ONON2A	S372	SF0039	D1	8/17/2000	15 - 30	0.82 *U*	4,660	4.8 *J*	5,390	248
ONON2A	S372	SF0165	D2	8/17/2000	15 - 30	0.90 *U*	3,680	5.6 *J*	4,430	271
ONON2A	S372	SF0050		8/11/2000	0 - 15	1.1 *U*	2,530	12.6 *J*	3,310	337

Table A-2A. (cont.)

Survey	Survey Station	Sample Number	Duplicates	Date	Depth (cm)	Methylmercury (μg/kg)	Mercury (mg/kg)	Nickel (mg/kg)	Potassium (mg/kg)	Selenium (mg/kg)
ONON2A	S358	SF0006		8/16/2000	0–15		0.045 *UJ*	3.0	386	1.2 *U*
ONON2A	S358	SF0007		8/16/2000	15–30		0.044 *UJ*	2.5	245	1.2 *U*
ONON2A	S359	SF0008		8/16/2000	0 - 15		1.9 *J*	12.6	1,760	0.74
ONON2A	S359	SF0009		8/16/2000	15 - 30		3.2 *J*	13.4	2,050	0.47 *U*
ONON2A	S360	SF0010	D1	8/16/2000	0 - 2		11.5 *J*	13.6	2,090	0.76 *U*
ONON2A	S360	SF0066	D2	8/16/2000	0 - 2		9.5 *J*	15.5	2,090	0.94
ONON2A	S360	SF0011	D1	8/16/2000	2 - 15		5.6 *J*	13.6	1,710	0.73 *U*
ONON2A	S360	SF0164	D2	8/16/2000	2 - 15		1.8 *J*	8	1,060	0.70 *U*
ONON2A	S360	SF0012	D1	8/16/2000	15 - 30		0.10 *J*	5.4	823	0.77
ONON2A	S360	SF0169	D2	8/16/2000	15 - 30		0.081 *J*	5.6	687	0.64 *U*
ONON2A	S361	SF0014		8/15/2000	15 - 30		0.058 *U*	5.8	742	0.76 *U*
ONON2A	S361	SF0013	D1	8/15/2000	0 - 15		0.31	8.3	426	0.70 *U*
ONON2A	S361	SF0163	D2	8/15/2000	0 - 15		0.40	8.0	569	0.68
ONON2A	S362	SF0015		8/15/2000	0 - 15		0.086	3.8	210	0.62 *U*
ONON2A	S362	SF0016		8/15/2000	15 - 30		0.051 *U*	3.1	167	0.73
ONON2A	S363	SF0017		8/15/2000	0 - 2		0.61 *J*	5.9	62.3	1.3 *U*
ONON2A	S363	SF0018	D1	8/15/2000	2 - 15		0.18	17.5	159	0.69 *U*
ONON2A	S363	SF0175	D2	8/15/2000	2 - 15		0.24	20.6	221	0.71 *U*
ONON2A	S363	SF0019		8/15/2000	15 - 30		0.10 *U*	10.6	143	1.3 *U*
ONON2A	S369	SF0031		8/15/2000	0 - 15		0.055	3.0	422	0.93
ONON2A	S369	SF0032		8/15/2000	15 - 30		0.061	2.8	339	0.67 *U*
ONON2A	S370	SF0033		8/17/2000	0 - 2		0.61 *J*	5.9	225	0.65 *U*
ONON2A	S370	SF0034		8/17/2000	2 - 15		0.55 *J*	6.9	110	0.57 *U*
ONON2A	S370	SF0035		8/17/2000	15 - 30		0.044 *UJ*	5.4	253	0.57 *U*
ONON2A	S372	BC0027		8/2/2000	0 - 2	3.32	1.3			
ONON2A	S372	BC0028	D1	8/2/2000	2 - 14	1.65	1.2 *J*			
ONON2A	S372	BC0032	D2	8/2/2000	2 - 14	1.89	1.3			
ONON2A	S372	SF0039	D1	8/17/2000	15 - 30		0.082 *J*	7.9	619	1.2
ONON2A	S372	SF0165	D2	8/17/2000	15 - 30		0.051 *U*	8.6	326	1.2
ONON2A	S372	SF0050		8/11/2000	0 - 15	2.937	1.6	7.6	125	0.96

Table A-2A. (cont.)

Survey	Survey Station	Sample Number	Duplicates	Date	Depth (cm)	Silver (mg/kg)	Sodium (mg/kg)	Thallium (mg/kg)	Vanadium (mg/kg)	Zinc (mg/kg)
ONON2A	S358	SF0006		8/16/2000	0–15	0.12 *U*	1,370 *J*	0.77 *U*	2.4	10.8
ONON2A	S358	SF0007		8/16/2000	15–30	0.12 *U*	2,040 *J*	0.76 *U*	1.7	9.2
ONON2A	S359	SF0008		8/16/2000	0 - 15	0.11 *U*	1,050 *J*	0.71 *U*	12.3	51.8
ONON2A	S359	SF0009		8/16/2000	15 - 30	0.096 *U*	2,070 *J*	0.63 *U*	14.5	62.6
ONON2A	S360	SF0010	D1	8/16/2000	0 - 2	0.15 *U*	1,430 *J*	1.0 *U*	12.4	76.7
ONON2A	S360	SF0066	D2	8/16/2000	0 - 2	0.16 *U*	1,770 *J*	1.0 *U*	12.5	85.1
ONON2A	S360	SF0011	D1	8/16/2000	2 - 15	0.15 *U*	7,590 *J*	0.96 *U*	10.7	122
ONON2A	S360	SF0164	D2	8/16/2000	2 - 15	0.14 *U*	10,100 *J*	0.93 *U*	7.0	57.0
ONON2A	S360	SF0012	D1	8/16/2000	15 - 30	0.13 *U*	10,500 *J*	0.86 *U*	5.2	35.3
ONON2A	S360	SF0169	D2	8/16/2000	15 - 30	0.13 *U*	10,800 *J*	0.85 *U*	4.5	34.1
ONON2A	S361	SF0014		8/15/2000	15 - 30	0.15 *U*	6,290	1.0 *U*	5.5	24.4
ONON2A	S361	SF0013	D1	8/15/2000	0 - 15	0.14 *U*	2,450	0.93 *U*	4.3	52.1
ONON2A	S361	SF0163	D2	8/15/2000	0 - 15	0.14 *U*	2,270	0.89 *U*	4.8	53.2
ONON2A	S362	SF0015		8/15/2000	0 - 15	0.12 *U*	6,560	0.82 *U*	2.2	17.4
ONON2A	S362	SF0016		8/15/2000	15 - 30	0.13 *U*	16,000	0.88 *U*	1.6	49.8
ONON2A	S363	SF0017		8/15/2000	0 - 2	0.13 *U*	2,070 *J*	0.85 *U*	3.6	38.2
ONON2A	S363	SF0018	D1	8/15/2000	2 - 15	0.48	5,800	0.91 *U*	6.3	100
ONON2A	S363	SF0175	D2	8/15/2000	2 - 15	0.52	6,100	0.94 *U*	6.6	125
ONON2A	S363	SF0019		8/15/2000	15 - 30	0.27 *U*	11,500	1.7 *U*	8.1	38.1
ONON2A	S369	SF0031		8/15/2000	0 - 15	0.14 *U*	1,770	0.89 *U*	2.6	22.3
ONON2A	S369	SF0032		8/15/2000	15 - 30	0.14 *U*	2,880	0.89 *U*	2.0	21.4
ONON2A	S370	SF0033		8/17/2000	0 - 2	0.33	744 *J*	0.86 *U*	2.3	51.7
ONON2A	S370	SF0034		8/17/2000	2 - 15	0.26	933 *J*	0.76 *U*	1.8	55.7
ONON2A	S370	SF0035		8/17/2000	15 - 30	0.12 *U*	1,860 *J*	0.76 *U*	2.0	34.5
ONON2A	S372	BC0027		8/2/2000	0 - 2					
ONON2A	S372	BC0028	D1	8/2/2000	2 - 14					
ONON2A	S372	BC0032	D2	8/2/2000	2 - 14					
ONON2A	S372	SF0039	D1	8/17/2000	15 - 30	0.12 *U*	1,260	0.81 *U*	5.1	36.7 *J*
ONON2A	S372	SF0165	D2	8/17/2000	15 - 30	0.13 *U*	1,370	0.88 *U*	3.8	44.4 *J*
ONON2A	S372	SF0050		8/11/2000	0 - 15	0.58	1,040 *J*	1.0 *U*	1.8	84

Notes: *J* - estimated
U - not detected at reported quantitation limit

Table A-2B. Northern Basin Nearshore Sediments – Volatile Organic Compound Data

Survey	Sample Number	Survey Station	Date	Duplicates	Depth (cm)	Acetone (µg/kg)	Benzene (µg/kg)	Bromodichloro-methane (µg/kg)	Bromoform (µg/kg)	Bromo-methane (µg/kg)	2-Butanone (µg/kg)	Carbon disulfide (µg/kg)
O-SEDCHM	S00529	S53	7/27/1992		0 - 2	79 *J*	150 *J*	21 *UJ*	21 *UJ*	21 *UJ*	21 *UJ*	21 *UJ*
O-SEDCHM	S00020	S53	5/9/1992		0 - 30	160 *J*	900	63 *U*	63 *U*	63 *U*	45 *J*	63 *U*
O-SEDCHM	S00589	S61	8/7/1992		0 - 2		9 *U*					
O-SEDCHM	S00517	S62	7/24/1992		0 - 2		9 *UJ*					
O-SEDCHM	S00601	S66	8/10/1992		0 - 2	96 *J*	17 *U*	17 *U*	17 *U*	17 *U*	17 *UJ*	17 *U*
O-SEDCHM	S00067	S66	5/11/1992		0 - 30	160	16 *U*	16 *U*	16 *U*	16 *U*	200	16 *U*
O-SEDCHM	S00513	S67	7/23/1992		0 - 2		11 *UJ*					
O-SEDCHM	S00510	S74	7/22/1992		0 - 2		7 *UJ*					
O-SEDCHM	S00507	S75	7/21/1992		0 - 2		9 *UJ*					
O-SEDCHM	S00508	S76	7/22/1992		0 - 2		8 *UJ*					
O-SEDCHM	S00520	S81	7/24/1992		0 - 2		10 *UJ*					
O-SEDCHM	S00023	S81	5/9/1992		0 - 30	65 *J*	55	19 *U*	19 *U*	19 *U*	19 *U*	19 *U*
O-SEDCHM	S00504	S82	7/21/1992		0 - 2		10 *UJ*					
O-SEDCHM	S00511	S87	7/22/1992		0 - 2		8 *UJ*					
O-SEDCHM	S00550	S93	7/31/1992		0 - 2	77	17 *U*	17 *U*	17 *U*	17 *UJ*	17 *UJ*	17 *U*
O-SEDCHM	S00032	S93	5/9/1992		0 - 30	140	17 *U*	17 *U*	17 *U*	17 *U*	17 *U*	17 *U*
O-SEDCHM	S00512	S94	7/22/1992		0 - 2		10 *UJ*					
O-SEDCHM	S00608	S100	8/11/1992		0 - 2	34 *J*	20 *U*	20 *U*	20 *U*	20 *U*	20 *UJ*	20 *U*
O-SEDCHM	S00059	S100	5/11/1992		0 - 30	31 *UJ*	22 *U*	22 *U*	22 *U*	22 *U*	51 *J*	22 *U*
O-SEDCHM	S00552	S105	7/31/1992		0 - 2		9 *U*					
O-SEDCHM	S00501	S110	7/20/1992		0 - 2		9 *U*					
O-SEDCHM	S00577	S113	8/5/1992		0 - 2	71	17 *U*	17 *U*	17 *U*	17 *UJ*	17 *U*	17 *UJ*
O-SEDCHM	S00029	S113	5/9/1992		0 - 30	110 *J*	20 *U*	20 *U*	20 *U*	20 *U*	20 *U*	20 *U*
O-SEDCHM	S00048	P73	5/10/1992		0 - 30							
ONON2A	SF0052	S304	8/9/2000		0 - 15	23	8.7 *U*	8.7 *U*	8.7 *U*	8.7 *U*	5.2	17 *U*
ONON2A	SF0053	S304	8/9/2000		15 - 30	55 *U*	3.9	8.5 *U*	8.5 *U*	8.5 *U*	17	2.7
ONON2A	SF0008	S359	8/16/2000		0 - 15	30 *U*	7.4 *U*	7.4 *U*	7.4 *U*	7.4 *U*	15 *U*	15 *U*
ONON2A	SF0009	S359	8/16/2000		15 - 30	30 *U*	7.4 *U*	7.4 *U*	7.4 *U*	7.4 *U*	15 *U*	15 *U*
ONON2A	SF0013	S361	8/15/2000	D1	0 - 15	20 *U*	9 *U*	9 *U*	9 *U*	9 *U*	18 *U*	18 *U*
ONON2A	SF0163	S361	8/15/2000	D2	0 - 15	20 *U*	9 *U*	9 *U*	9 *U*	9 *U*	2.9	18 *U*
ONON2A	SF0014	S361	8/15/2000		15 - 30	22 *U*	9.6 *U*	9.6 *U*	9.6 *U*	9.6 *U*	5.2	17
ONON2A	SF0015	S362	8/15/2000		0 - 15	20 *U*	8.8 *U*	8.8 *U*	8.8 *U*	8.8 *U*	18 *U*	2.1
ONON2A	SF0016	S362	8/15/2000		15 - 30	210	5.1	8.8 *U*	8.8 *U*	8.8 *U*	60	4.2
ONON2A	SF0017	S363	8/15/2000		0 - 2	80 *U*	170	39 *U*	39 *U*	39 *U*	10	78 *U*
ONON2A	SF0018	S363	8/15/2000	D1	2 - 15	5,000 *UJ*	1,200	1,200 *U*	1,200 *U*	1,200 *UJ*	2,500 *UJ*	2,500 *U*
ONON2A	SF0175	S363	8/15/2000	D2	2 - 15	4,900 *UJ*	950	1,200 *U*	1,200 *U*	1,200 *UJ*	2,500 *UJ*	2,500 *U*
ONON2A	SF0019	S363	8/15/2000		15 - 30	7,400 *UJ*	1,400	1,800 *U*	1,800 *U*	1,800 *UJ*	3,700 *UJ*	3,700 *U*

Table A-2B. (cont.)

Survey	Sample Number	Survey Station	Date	Duplicates	Depth (cm)	Carbon tetrachloride (µg/kg)	Chlorobenzene (µg/kg)	Chloroethane (µg/kg)	Chloroform (µg/kg)	Chloro-methane (µg/kg)	Dibromochloro-methane (µg/kg)	1,1-Dichloro-ethane (µg/kg)	1,2-Dichloro-ethane (µg/kg)
O-SEDCHM	S00529	S53	7/27/1992		0 - 2	21 *UJ*	10 *UJ*	21 *UJ*	21 *UJ*	21 *UJ*	21 *UJ*	21 *UJ*	21 *UJ*
O-SEDCHM	S00020	S53	5/9/1992		0 - 30	63 *U*	63 *U*	63 *U*	63 *U*	63 *U*	63 *U*	63 *U*	63 *U*
O-SEDCHM	S00589	S61	8/7/1992		0 - 2		9 *U*						
O-SEDCHM	S00517	S62	7/24/1992		0 - 2		9 *UJ*						
O-SEDCHM	S00601	S66	8/10/1992		0 - 2	17 *U*	17 *U*	17 *U*	17 *U*	17 *U*	17 *U*	17 *U*	17 *U*
O-SEDCHM	S00067	S66	5/11/1992		0 - 30	16 *U*	16 *U*	16 *U*	16 *U*	16 *U*	16 *U*	16 *U*	16 *U*
O-SEDCHM	S00513	S67	7/23/1992		0 - 2		11 *UJ*						
O-SEDCHM	S00510	S74	7/22/1992		0 - 2		7 *UJ*						
O-SEDCHM	S00507	S75	7/21/1992		0 - 2		9 *UJ*						
O-SEDCHM	S00508	S76	7/22/1992		0 - 2		8 *UJ*						
O-SEDCHM	S00520	S81	7/24/1992		0 - 2		10 *UJ*						
O-SEDCHM	S00023	S81	5/9/1992		0 - 30	19 *U*	19 *U*	19 *U*	19 *U*	19 *U*	19 *U*	19 *U*	19 *U*
O-SEDCHM	S00504	S82	7/21/1992		0 - 2		10 *UJ*						
O-SEDCHM	S00511	S87	7/22/1992		0 - 2		8 *UJ*						
O-SEDCHM	S00550	S93	7/31/1992		0 - 2	17 *U*	17 *U*	17 *UJ*	17 *U*	17 *UJ*	17 *U*	17 *U*	17 *U*
O-SEDCHM	S00032	S93	5/9/1992		0 - 30	17 *U*	17 *U*	17 *U*	17 *U*	17 *U*	17 *U*	17 *U*	17 *U*
O-SEDCHM	S00512	S94	7/22/1992		0 - 2		10 *UJ*						
O-SEDCHM	S00608	S100	8/11/1992		0 - 2	20 *U*	20 *U*	20 *U*	20 *U*	20 *U*	20 *U*	20 *U*	20 *U*
O-SEDCHM	S00059	S100	5/11/1992		0 - 30	22 *U*	22 *U*	22 *U*	22 *U*	22 *U*	22 *U*	22 *U*	22 *U*
O-SEDCHM	S00552	S105	7/31/1992		0 - 2		9 *U*						
O-SEDCHM	S00501	S110	7/20/1992		0 - 2		9 *U*						
O-SEDCHM	S00577	S113	8/5/1992		0 - 2	17 *U*	17 *U*	17 *U*	17 *U*	17 *U*	17 *U*	17 *U*	17 *U*
O-SEDCHM	S00029	S113	5/9/1992		0 - 30	20 *U*	20 *U*	20 *U*	20 *U*	20 *U*	20 *U*	20 *U*	20 *U*
O-SEDCHM	S00048	P73	5/10/1992		0 - 30		9 *U*						
ONON2A	SF0052	S304	8/9/2000		0 - 15	8.7 *U*	8.7 *U*	8.7 *U*	8.7 *U*	8.7 *U*	8.7 *U*	8.7 *U*	8.7 *U*
ONON2A	SF0053	S304	8/9/2000		15 - 30	8.5 *U*	20	8.5 *U*	8.5 *U*	8.5 *UJ*	8.5 *U*	8.5 *U*	8.5 *U*
ONON2A	SF0008	S359	8/16/2000		0 - 15	7.4 *U*	7.4 *U*	7.4 *U*	7.4 *U*	7.4 *U*	7.4 *U*	7.4 *U*	7.4 *U*
ONON2A	SF0009	S359	8/16/2000		15 - 30	7.4 *U*	7.4 *U*	7.4 *U*	7.4 *U*	7.4 *U*	7.4 *U*	7.4 *U*	7.4 *U*
ONON2A	SF0013	S361	8/15/2000	D1	0 - 15	9 *U*	9 *U*	9 *U*	9 *U*	9 *U*	9 *U*	9 *U*	9 *U*
ONON2A	SF0163	S361	8/15/2000	D2	0 - 15	9 *U*	9 *U*	9 *U*	9 *U*	9 *U*	9 *U*	9 *U*	9 *U*
ONON2A	SF0014	S361	8/15/2000		15 - 30	9.6 *U*	9.6 *U*	9.6 *U*	9.6 *U*	9.6 *U*	9.6 *U*	9.6 *U*	9.6 *U*
ONON2A	SF0015	S362	8/15/2000		0 - 15	8.8 *U*	8.8 *U*	8.8 *U*	8.8 *U*	8.8 *U*	8.8 *U*	8.8 *U*	8.8 *U*
ONON2A	SF0016	S362	8/15/2000		15 - 30	8.8 *U*	8.8 *U*	8.8 *U*	8.8 *U*	8.8 *U*	8.8 *U*	8.8 *U*	8.8 *U*
ONON2A	SF0017	S363	8/15/2000		0 - 2	39 *U*	39 *U*	39 *U*	39 *U*	39 *U*	39 *U*	39 *U*	39 *U*
ONON2A	SF0018	S363	8/15/2000	D1	2 - 15	1,200 *U*	1,200 *U*	1,200 *U*	1,200 *U*	1,200 *U*	1,200 *U*	1,200 *U*	1,200 *U*
ONON2A	SF0175	S363	8/15/2000	D2	2 - 15	1,200 *U*	1,200 *U*	1,200 *U*	1,200 *U*	1,200 *U*	1,200 *U*	1,200 *U*	1,200 *U*
ONON2A	SF0019	S363	8/15/2000		15 - 30	1,800 *U*	1,800 *U*	1,800 *U*	1,800 *U*	1,800 *U*	1,800 *U*	1,800 *U*	1,800 *U*

Table A-2B. (cont.)

Survey	Sample Number	Survey Station	Date	Duplicates	Depth (cm)	1,1-Dichloroethene (µg/kg)	cis-1,2-Dichloroethene (µg/kg)	trans-1,2-Dichloroethene (µg/kg)	1,2-Dichloropropane (µg/kg)	trans-1,3-Dichloropropene (µg/kg)	Ethylbenzene (µg/kg)	2-Hexanone (µg/kg)	Methylene chloride (µg/kg)
O-SEDCHM	S00529	S53	7/27/1992		0 - 2	21 *UJ*			21 *UJ*	21 *UJ*	16 *J*	21 *UJ*	21 *JU*
O-SEDCHM	S00020	S53	5/9/1992		0 - 30	63 *U*			63 *U*	63 *U*	63 *U*	63 *U*	63 *JU*
O-SEDCHM	S00589	S61	8/7/1992		0 - 2						9 *U*		
O-SEDCHM	S00517	S62	7/24/1992		0 - 2						9 *UJ*		
O-SEDCHM	S00601	S66	8/10/1992		0 - 2	17 *U*			17 *U*	17 *U*	17 *U*	17 *U*	17 *U*
O-SEDCHM	S00067	S66	5/11/1992		0 - 30	16 *U*			16 *U*	16 *U*	16 *U*	16 *U*	16 *U*
O-SEDCHM	S00513	S67	7/23/1992		0 - 2						11 *UJ*		
O-SEDCHM	S00510	S74	7/22/1992		0 - 2						7 *UJ*		
O-SEDCHM	S00507	S75	7/21/1992		0 - 2						9 *UJ*		
O-SEDCHM	S00508	S76	7/22/1992		0 - 2						8 *UJ*		
O-SEDCHM	S00520	S81	7/24/1992		0 - 2						10 *UJ*		
O-SEDCHM	S00023	S81	5/9/1992		0 - 30	19 *U*			19 *U*	19 *U*	19 *U*	19 *U*	19 *JU*
O-SEDCHM	S00504	S82	7/21/1992		0 - 2						10 *UJ*		
O-SEDCHM	S00511	S87	7/22/1992		0 - 2						8 *UJ*		
O-SEDCHM	S00550	S93	7/31/1992		0 - 2	17 *U*			17 *U*	17 *U*	17 *U*	17 *UJ*	17 *JU*
O-SEDCHM	S00032	S93	5/9/1992		0 - 30	17 *U*			17 *U*	17 *U*	17 *U*	17 *U*	17 *U*
O-SEDCHM	S00512	S94	7/22/1992		0 - 2						10 *UJ*		
O-SEDCHM	S00608	S100	8/11/1992		0 - 2	20 *U*			20 *U*	20 *U*	20 *U*	20 *U*	20 *U*
O-SEDCHM	S00059	S100	5/11/1992		0 - 30	22 *U*			22 *U*	22 *U*	22 *U*	22 *U*	22 *U*
O-SEDCHM	S00552	S105	7/31/1992		0 - 2						9 *U*		
O-SEDCHM	S00501	S110	7/20/1992		0 - 2						9 *U*		
O-SEDCHM	S00577	S113	8/5/1992		0 - 2	17 *U*			17 *U*	17 *U*	17 *U*	17 *U*	17 *U*
O-SEDCHM	S00029	S113	5/9/1992		0 - 30	20 *U*			20 *U*	20 *U*	20 *U*	20 *U*	20 *JU*
O-SEDCHM	S00048	P73	5/10/1992		0 - 30								
ONON2A	SF0052	S304	8/9/2000		0 - 15	8.7 *U*	8.7 *U*	8.7 *U*	8.7 *U*	8.7 *U*	8.7 *U*	17 *U*	8.7 *U*
ONON2A	SF0053	S304	8/9/2000		15 - 30	8.5 *U*	8.5 *U*	8.5 *U*	8.5 *U*	8.5 *U*	24	17 *U*	8.5 *U*
ONON2A	SF0008	S359	8/16/2000		0 - 15	7.4 *U*	7.4 *U*	7.4 *U*	7.4 *U*	7.4 *U*	7.4 *U*	15 *U*	7.4 *U*
ONON2A	SF0009	S359	8/16/2000		15 - 30	7.4 *U*	7.4 *U*	7.4 *U*	7.4 *U*	7.4 *U*	7.4 *U*	15 *U*	7.4 *U*
ONON2A	SF0013	S361	8/15/2000	D1	0 - 15	9 *U*	9 *U*	9 *U*	9 *U*	9 *U*	9 *U*	18 *U*	9 *U*
ONON2A	SF0163	S361	8/15/2000	D2	0 - 15	9 *U*	9 *U*	9 *U*	9 *U*	9 *U*	9 *U*	18 *U*	9 *U*
ONON2A	SF0014	S361	8/15/2000		15 - 30	9.6 *U*	9.6 *U*	9.6 *U*	9.6 *U*	9.6 *U*	9.6 *U*	19 *U*	9.6 *U*
ONON2A	SF0015	S362	8/15/2000		0 - 15	8.8 *U*	8.8 *U*	8.8 *U*	8.8 *U*	8.8 *U*	8.8 *U*	18 *U*	8.8 *U*
ONON2A	SF0016	S362	8/15/2000		15 - 30	8.8 *U*	8.8 *U*	8.8 *U*	8.8 *U*	8.8 *U*	8.8 *U*	18 *U*	8.8 *U*
ONON2A	SF0017	S363	8/15/2000		0 - 2	39 *U*	39 *U*	39 *U*	39 *U*	39 *U*	190	78 *U*	39 *U*
ONON2A	SF0018	S363	8/15/2000	D1	2 - 15	1,200 *U*	1,200 *U*	1,200 *U*	1,200 *U*	1,200 *U*	1,100	2,500 *UJ*	1,200 *U*
ONON2A	SF0175	S363	8/15/2000	D2	2 - 15	1,200 *U*	1,200 *U*	1,200 *U*	1,200 *U*	1,200 *U*	1,100	2,500 *UJ*	1,200 *U*
ONON2A	SF0019	S363	8/15/2000		15 - 30	1,800 *U*	1,800 *U*	1,800 *U*	1,800 *U*	1,800 *U*	770	3,700 *UJ*	1,800 *U*

Table A-2B. (cont.)

Survey	Sample Number	Survey Station	Date	Duplicates	Depth (cm)	4-Methyl-2-pentanone (µg/kg)	Styrene (µg/kg)	1,1,2,2-Tetrachloroethane (µg/kg)	Tetrachloroethene (µg/kg)	Toluene (µg/kg)	1,1,1-Trichloroethane (µg/kg)	1,1,2-Trichloroethane (µg/kg)	Trichloroethene (µg/kg)	Vinyl chloride (µg/kg)
O-SEDCHM	S00529	S53	7/27/1992		0 - 2	21 *UJ*	21 *UJ*	21 *UJ*	21 *UJ*	3 *J*	21 *UJ*	21 *UJ*	21 *UJ*	21 *UJ*
O-SEDCHM	S00020	S53	5/9/1992		0 - 30	63 *U*	63 *U*	63 *U*	63 *U*	260	63 *U*	63 *U*	63 *U*	63 *U*
O-SEDCHM	S00589	S61	8/7/1992		0 - 2					9 *U*				
O-SEDCHM	S00517	S62	7/24/1992		0 - 2					9 *UJ*				
O-SEDCHM	S00601	S66	8/10/1992		0 - 2	17 *U*	17 *U*	17 *U*	17 *U*	17 *U*	17 *U*	17 *U*	17 *U*	17 *U*
O-SEDCHM	S00067	S66	5/11/1992		0 - 30	16 *U*	16 *U*	16 *U*	16 *U*	16 *U*	16 *U*	16 *U*	16 *U*	16 *U*
O-SEDCHM	S00513	S67	7/23/1992		0 - 2					12 *J*				
O-SEDCHM	S00510	S74	7/22/1992		0 - 2					9 *J*				
O-SEDCHM	S00507	S75	7/21/1992		0 - 2					9 *UJ*				
O-SEDCHM	S00508	S76	7/22/1992		0 - 2					8 *UJ*				
O-SEDCHM	S00520	S81	7/24/1992		0 - 2					10 *UJ*				
O-SEDCHM	S00023	S81	5/9/1992		0 - 30	19 *U*	19 *U*	19 *U*	19 *U*	30	19 *U*	19 *U*	19 *U*	19 *U*
O-SEDCHM	S00504	S82	7/21/1992		0 - 2					10 *UJ*				
O-SEDCHM	S00511	S87	7/22/1992		0 - 2					13 *J*				
O-SEDCHM	S00550	S93	7/31/1992		0 - 2	17 *UJ*	17 *U*	17 *U*	17 *U*	12 *J*	17 *U*	17 *U*	17 *U*	17 *UJ*
O-SEDCHM	S00032	S93	5/9/1992		0 - 30	17 *U*	17 *U*	17 *U*	17 *U*	17 *U*	17 *U*	17 *U*	17 *U*	17 *U*
O-SEDCHM	S00512	S94	7/22/1992		0 - 2					8 *J*				
O-SEDCHM	S00608	S100	8/11/1992		0 - 2	20 *U*	20 *U*	20 *U*	20 *U*	20 *U*	20 *U*	20 *U*	20 *U*	20 *U*
O-SEDCHM	S00059	S100	5/11/1992		0 - 30	22 *U*	22 *U*	22 *U*	22 *U*	3 *J*	22 *U*	22 *U*	22 *U*	22 *U*
O-SEDCHM	S00552	S105	7/31/1992		0 - 2					9 *U*				
O-SEDCHM	S00501	S110	7/20/1992		0 - 2					9 *U*				
O-SEDCHM	S00577	S113	8/5/1992		0 - 2	17 *U*	17 *U*	17 *U*	17 *U*	17 *U*	17 *U*	17 *U*	17 *U*	17 *U*
O-SEDCHM	S00029	S113	5/9/1992		0 - 30	20 *U*	20 *U*	20 *U*	20 *U*	20 *U*	20 *U*	20 *U*	20 *U*	20 *U*
O-SEDCHM	S00048	P73	5/10/1992		0 - 30									
ONON2A	SF0052	S304	8/9/2000		0 - 15	17 *U*	8.7 *U*	8.7 *U*	8.7 *U*	8.7 *U*	8.7 *U*	8.7 *U*	8.7 *U*	8.7 *U*
ONON2A	SF0053	S304	8/9/2000		15 - 30	17 *U*	8.5 *U*	8.5 *U*	8.5 *U*	8.5 *U*	8.5 *U*	8.5 *U*	8.5 *U*	8.5 *U*
ONON2A	SF0008	S359	8/16/2000		0 - 15	15 *U*	7.4 *U*	7.4 *U*	7.4 *U*	7.4 *U*	7.4 *U*	7.4 *U*	7.4 *U*	7.4 *U*
ONON2A	SF0009	S359	8/16/2000		15 - 30	15 *U*	7.4 *U*	7.4 *U*	7.4 *U*	7.4 *U*	7.4 *U*	7.4 *U*	7.4 *U*	7.4 *U*
ONON2A	SF0013	S361	8/15/2000	D1	0 - 15	18 *U*	9 *U*	9 *U*	9 *U*	9 *U*	9 *U*	9 *U*	9 *U*	9 *U*
ONON2A	SF0163	S361	8/15/2000	D2	0 - 15	18 *U*	9 *U*	9 *U*	9 *U*	9 *U*	9 *U*	9 *U*	9 *U*	9 *U*
ONON2A	SF0014	S361	8/15/2000		15 - 30	19 *U*	9.6 *U*	9.6 *U*	9.6 *U*	9.6 *U*	9.6 *U*	9.6 *U*	9.6 *U*	9.6 *U*
ONON2A	SF0015	S362	8/15/2000		0 - 15	18 *U*	8.8 *U*	8.8 *U*	8.8 *U*	8.8 *U*	8.8 *U*	8.8 *U*	8.8 *U*	8.8 *U*
ONON2A	SF0016	S362	8/15/2000		15 - 30	18 *U*	8.8 *U*	8.8 *U*	8.8 *U*	5.7	8.8 *U*	8.8 *U*	8.8 *U*	8.8 *U*
ONON2A	SF0017	S363	8/15/2000		0 - 2	78 *U*	39 *U*	39 *U*	39 *U*	1,300	39 *U*	39 *U*	39 *U*	39 *U*
ONON2A	SF0018	S363	8/15/2000	D1	2 - 15	2,500 *UJ*	1,200 *U*	1,200 *UJ*	1,200 *U*	8,100	1,200 *U*	1,200 *U*	1,200 *U*	1,200 *U*
ONON2A	SF0175	S363	8/15/2000	D2	2 - 15	2,500 *UJ*	1,200 *U*	1,200 *UJ*	1,200 *U*	7,900	1,200 *U*	1,200 *U*	1,200 *U*	1,200 *U*
ONON2A	SF0019	S363	8/15/2000		15 - 30	3,700 *UJ*	1,800 *U*	1,800 *UJ*	1,800 *U*	7,100	1,800 *U*	1,800 *U*	1,800 *U*	1,800 *U*

Table A-2B. (cont.)

Survey	Sample Number	Survey Station	Date	Duplicates	Depth (cm)	o-Xylene (µg/kg)	m-, p-Xylene (µg/kg)	Xylenes (total) (µg/kg)	Sum of Xylenes[1] (µg/kg)	Tetrachloro-benzenes (mixed) (µg/kg)	1,2-Dichloro-ethene (total) (µg/kg)	Pentachloro-benzene (µg/kg)
O-SEDCHM	S00529	S53	7/27/1992		0 - 2			14 *J*	14 *J*		21 *UJ*	
O-SEDCHM	S00020	S53	5/9/1992		0 - 30			45 *J*	45 *J*		63 *U*	
O-SEDCHM	S00589	S61	8/7/1992		0 - 2			9 *U*	9 *U*	5.9 *U*		5.9 *U*
O-SEDCHM	S00517	S62	7/24/1992		0 - 2			9 *UJ*	9 *UJ*	5.7 *UJ*		5.7 *UJ*
O-SEDCHM	S00601	S66	8/10/1992		0 - 2			17 *U*	17 *U*		17 *U*	
O-SEDCHM	S00067	S66	5/11/1992		0 - 30			16 *U*	16 *U*		16 *U*	
O-SEDCHM	S00513	S67	7/23/1992		0 - 2			11 *UJ*	11 *UJ*			
O-SEDCHM	S00510	S74	7/22/1992		0 - 2			7 *UJ*	7 *UJ*	4.8 *U*		4.8 *U*
O-SEDCHM	S00507	S75	7/21/1992		0 - 2			9 *UJ*	9 *UJ*	4 *UJ*		6 *U*
O-SEDCHM	S00508	S76	7/22/1992		0 - 2			8 *UJ*	8 *UJ*	5.4 *U*		5.4 *U*
O-SEDCHM	S00520	S81	7/24/1992		0 - 2			10 *UJ*	10 *UJ*			
O-SEDCHM	S00023	S81	5/9/1992		0 - 30			19 *U*	19 *U*		19 *U*	
O-SEDCHM	S00504	S82	7/21/1992		0 - 2			10 *UJ*	10 *UJ*	6.2 *UJ*		6.2 *UJ*
O-SEDCHM	S00511	S87	7/22/1992		0 - 2			8 *UJ*	8 *UJ*			
O-SEDCHM	S00550	S93	7/31/1992		0 - 2			17 *U*	17 *U*		17 *U*	
O-SEDCHM	S00032	S93	5/9/1992		0 - 30			22	22		17 *U*	
O-SEDCHM	S00512	S94	7/22/1992		0 - 2			10 *UJ*	10 *UJ*			
O-SEDCHM	S00608	S100	8/11/1992		0 - 2			20 *U*	20 *U*		20 *U*	
O-SEDCHM	S00059	S100	5/11/1992		0 - 30			22 *U*	22 *U*		22 *U*	
O-SEDCHM	S00552	S105	7/31/1992		0 - 2			9 *U*	9 *U*			
O-SEDCHM	S00501	S110	7/20/1992		0 - 2			9 *U*	9 *U*			
O-SEDCHM	S00577	S113	8/5/1992		0 - 2			17 *U*	17 *U*		17 *U*	
O-SEDCHM	S00029	S113	5/9/1992		0 - 30			20 *U*	20 *U*		20 *U*	
O-SEDCHM	S00048	P73	5/10/1992		0 - 30							
ONON2A	SF0052	S304	8/9/2000		0 - 15	8.7 *U*	8.7 *U*		8.7 *U*			
ONON2A	SF0053	S304	8/9/2000		15 - 30	13	36		49			
ONON2A	SF0008	S359	8/16/2000		0 - 15	7.4 *U*	7.4 *U*		7.4 *U*			
ONON2A	SF0009	S359	8/16/2000		15 - 30	7.4 *U*	7.4 *U*		7.4 *U*			
ONON2A	SF0013	S361	8/15/2000	D1	0 - 15	9 *U*	9 *U*		9 *U*			
ONON2A	SF0163	S361	8/15/2000	D2	0 - 15	9 *U*	9 *U*		9 *U*			
ONON2A	SF0014	S361	8/15/2000		15 - 30	9.6 *U*	9.6 *U*		9.6 *U*			
ONON2A	SF0015	S362	8/15/2000		0 - 15	8.8 *U*	8.8 *U*		8.8 *U*			
ONON2A	SF0016	S362	8/15/2000		15 - 30	8.8 *U*	8.8 *U*		8.8 *U*			
ONON2A	SF0017	S363	8/15/2000		0 - 2	1,000	2,900		3,900			
ONON2A	SF0018	S363	8/15/2000	D1	2 - 15	5,800	22,000		27,800			
ONON2A	SF0175	S363	8/15/2000	D2	2 - 15	5,900	24,000		29,900			
ONON2A	SF0019	S363	8/15/2000		15 - 30	3,800	15,000		18,800			

Notes: [1] Sum of the xylenes is a calculated quantity, not a direct measurement

J - estimated *U* - not detected at reported quantitation limit

Table A-2C. Northern Basin Nearshore Sediments – Semivolatile Organic Compound Data

Survey	Sample Number	Survey Station	Date	Duplicates	Depth (cm)	1,2,3,4-Tetrachloro-benzene (µg/kg)	1,2,3-Trichloro-benzene (µg/kg)	1,2,4-Trichloro-benzene (µg/kg)	1,3,5-Trichloro-benzene (µg/kg)	Trichloro-benzenes (sum of) [2] (µg/kg)	1,2-Dichloro-benzene (µg/kg)	1,3-Dichloro-benzene (µg/kg)
O-SEDCHM	S00020	S53	5/9/1992		0 - 30			120 *U*			120 *U*	120 *U*
O-SEDCHM	S00529	S53	7/27/1992		0 - 2		10 *UJ*	10 *UJ*	10 *UJ*	10 *UJ*	10 *UJ*	10 *UJ*
O-SEDCHM	S00589	S61	8/7/1992		0 - 2	5.9 *U*	9 *U*	9 *U*	9 *U*	9 *U*	9 *U*	9 *U*
O-SEDCHM	S00517	S62	7/24/1992		0 - 2	5.7 *UJ*	9 *UJ*	9 *UJ*	9 *UJ*	9 *UJ*	9 *UJ*	9 *UJ*
O-SEDCHM	S00067	S66	5/11/1992		0 - 30			74 *UJ*			74 *UJ*	74 *UJ*
O-SEDCHM	S00601	S66	8/10/1992		0 - 2			140 *U*			140 *U*	140 *U*
O-SEDCHM	S00513	S67	7/23/1992		0 - 2		11 *UJ*	11 *UJ*	11 *UJ*	11 *UJ*	11 *UJ*	11 *UJ*
O-SEDCHM	S00510	S74	7/22/1992		0 - 2	4.8 *U*	7 *UJ*	7 *UJ*	7 *UJ*	7 *UJ*	7 *UJ*	7 *UJ*
O-SEDCHM	S00507	S75	7/21/1992		0 - 2	6 *U*	9 *UJ*	9 *UJ*	9 *UJ*	9 *UJ*	9 *UJ*	9 *UJ*
O-SEDCHM	S00508	S76	7/22/1992		0 - 2	5.4 *U*	8 *UJ*	8 *UJ*	8 *UJ*	8 *UJ*	8 *UJ*	8 *UJ*
O-SEDCHM	S00023	S81	5/9/1992		0 - 30			85 *U*			85 *U*	85 *U*
O-SEDCHM	S00520	S81	7/24/1992		0 - 2		10 *UJ*	10 *UJ*	10 *UJ*	10 *UJ*	10 *UJ*	10 *UJ*
O-SEDCHM	S00504	S82	7/21/1992		0 - 2	6.2 *UJ*	10 *UJ*	10 *UJ*	10 *UJ*	10 *UJ*	10 *UJ*	10 *UJ*
O-SEDCHM	S00511	S87	7/22/1992		0 - 2		8 *UJ*	8 *UJ*	8 *UJ*	8 *UJ*	8 *UJ*	8 *UJ*
O-SEDCHM	S00032	S93	5/9/1992		0 - 30			79 *U*			79 *U*	79 *U*
O-SEDCHM	S00550	S93	7/31/1992		0 - 2			75 *U*			75 *U*	75 *U*
O-SEDCHM	S00512	S94	7/22/1992		0 - 2		10 *UJ*	10 *UJ*	10 *UJ*	10 *UJ*	10 *UJ*	10 *UJ*
O-SEDCHM	S00059	S100	5/11/1992		0 - 30			91 *UJ*			20 *J*	91 *UJ*
O-SEDCHM	S00608	S100	8/11/1992		0 - 2			86 *U*			86 *U*	86 *U*
O-SEDCHM	S00552	S105	7/31/1992		0 - 2		9 *U*	9 *U*	9 *U*	9 *U*	9 *U*	9 *U*
O-SEDCHM	S00501	S110	7/20/1992		0 - 2		9 *U*	9 *U*	9 *U*	9 *U*	9 *U*	9 *U*
O-SEDCHM	S00029	S113	5/9/1992		0 - 30			77 *U*			77 *U*	77 *U*
O-SEDCHM	S00577	S113	8/5/1992		0 - 2			76 *U*			76 *U*	76 *U*
O-SEDCHM	S00048	P73	5/10/1992		0 - 30	9 *U*	9 *U*	9 *U*	9 *U*	9 *U*	9 *U*	9 *U*
ONON2A	SF0006	S358	8/16/2000		0 - 15			55 *U*			55 *U*	55 *U*
ONON2A	SF0007	S358	8/16/2000		15 - 30			55 *UJ*			55 *UJ*	55 *UJ*
ONON2A	SF0052	S304	8/9/2000		0 - 15			54 *U*			54 *U*	81 *J*
ONON2A	SF0053	S304	8/9/2000		15 - 30			48 *U*			48 *U*	120 *J*
ONON2A	VC0212	S306	7/21/2000		0 - 15			52 *UJ*			52 *UJ*	52 *UJ*
ONON2A	VC0213	S306	7/21/2000		15 - 30			59 *UJ*			59 *UJ*	59 *UJ*
ONON2A	SF0001	S356	8/16/2000		0 - 15			56 *U*			56 *U*	56 *U*
ONON2A	SF0002	S356	8/16/2000		15 - 30			60 *U*			60 *U*	60 *U*
ONON2A	SF0003	S357	8/16/2000		0 - 2			72 *U*			72 *U*	72 *U*
ONON2A	SF0004	S357	8/16/2000		2 - 15			59 *U*			59 *U*	59 *U*

Table A-2C. (cont.)

Survey	Sample Number	Survey Station	Date	Duplicates	Depth (cm)	1,4-Dichloro-benzene (µg/kg)	Dichloro-benzenes (sum of) [2] (µg/kg)	2,2'-Oxybis (1-chloropropane) (µg/kg)	2,4,5-Trichloro-phenol (µg/kg)	2,4,6-Trichloro-phenol (µg/kg)	2,4-Dichloro-phenol (µg/kg)	2,4-Dimethyl-phenol (µg/kg)
O-SEDCHM	S00020	S53	5/9/1992		0 - 30	120 *U*	120 *U*	120 *U*	*R*	*R*	*R*	*R*
O-SEDCHM	S00529	S53	7/27/1992		0 - 2	10 *UJ*	190 *U*	190 *U*	480 *U*	190 *U*	190 *U*	190 *U*
O-SEDCHM	S00589	S61	8/7/1992		0 - 2	9 *U*	9 *U*					
O-SEDCHM	S00517	S62	7/24/1992		0 - 2	9 *UJ*	9 *UJ*					
O-SEDCHM	S00067	S66	5/11/1992		0 - 30	74 *UJ*	74 *UJ*	74 *UJ*	190 *UJ*	74 *UJ*	74 *UJ*	74 *UJ*
O-SEDCHM	S00601	S66	8/10/1992		0 - 2	140 *U*	140 *U*	140 *U*	350 *U*	140 *U*	140 *U*	140 *U*
O-SEDCHM	S00513	S67	7/23/1992		0 - 2	11 *UJ*	11 *UJ*					
O-SEDCHM	S00510	S74	7/22/1992		0 - 2	7 *UJ*	7 *UJ*					
O-SEDCHM	S00507	S75	7/21/1992		0 - 2	9 *UJ*	9 *UJ*					
O-SEDCHM	S00508	S76	7/22/1992		0 - 2	8 *UJ*	8 *UJ*					
O-SEDCHM	S00023	S81	5/9/1992		0 - 30	85 *U*	85 *U*	85 *U*	210 *U*	85 *U*	85 *U*	85 *U*
O-SEDCHM	S00520	S81	7/24/1992		0 - 2	10 *UJ*	10 *UJ*	150 *U*	390 *U*	150 *U*	150 *U*	150 *U*
O-SEDCHM	S00504	S82	7/21/1992		0 - 2	10 *UJ*	10 *UJ*					
O-SEDCHM	S00511	S87	7/22/1992		0 - 2	8 *UJ*	8 *UJ*					
O-SEDCHM	S00032	S93	5/9/1992		0 - 30	79 *U*	79 *U*	79 *U*	200 *U*	79 *U*	79 *U*	79 *U*
O-SEDCHM	S00550	S93	7/31/1992		0 - 2	75 *U*	75 *U*	75 *U*	190 *U*	75 *U*	75 *U*	75 *U*
O-SEDCHM	S00512	S94	7/22/1992		0 - 2	10 *UJ*	10 *UJ*					
O-SEDCHM	S00059	S100	5/11/1992		0 - 30	91 *UJ*	20 *J*	91 *UJ*	230 *UJ*	91 *UJ*	91 *UJ*	91 *UJ*
O-SEDCHM	S00608	S100	8/11/1992		0 - 2	86 *U*	86 *U*	86 *U*	220 *U*	86 *U*	86 *U*	86 *U*
O-SEDCHM	S00552	S105	7/31/1992		0 - 2	9 *U*	9 *U*					
O-SEDCHM	S00501	S110	7/20/1992		0 - 2	9 *U*	9 *U*					
O-SEDCHM	S00029	S113	5/9/1992		0 - 30	77 *U*	77 *U*	77 *U*	190 *U*	77 *U*	77 *U*	77 *U*
O-SEDCHM	S00577	S113	8/5/1992		0 - 2	76 *U*	76 *U*	76 *U*	190 *U*	76 *U*	76 *U*	76 *U*
O-SEDCHM	S00048	P73	5/10/1992		0 - 30	9 *U*	9 *U*					
ONON2A	SF0006	S358	8/16/2000		0 - 15	55 *U*		55 *U*	280 *U*	280 *U*	280 *U*	280 *U*
ONON2A	SF0007	S358	8/16/2000		15 - 30	55 *UJ*		55 *UJ*	280 *UJ*	280 *UJ*	280 *UJ*	280 *UJ*
ONON2A	SF0052	S304	8/9/2000		0 - 15	54 *U*		54 *U*	280 *U*	280 *U*	280 *U*	280 *U*
ONON2A	SF0053	S304	8/9/2000		15 - 30	48 *U*		48 *U*	250 *U*	250 *U*	250 *U*	250 *U*
ONON2A	VC0212	S306	7/21/2000		0 - 15	52 *UJ*		52 *UJ*	270 *UJ*	270 *UJ*	270 *UJ*	270 *UJ*
ONON2A	VC0213	S306	7/21/2000		15 - 30	59 *UJ*		59 *UJ*	310 *UJ*	310 *UJ*	310 *UJ*	310 *UJ*
ONON2A	SF0001	S356	8/16/2000		0 - 15	56 *U*		56 *U*	290 *UJ*	290 *UJ*	290 *UJ*	290 *UJ*
ONON2A	SF0002	S356	8/16/2000		15 - 30	60 *U*		60 *U*	310 *U*	310 *U*	310 *U*	310 *U*
ONON2A	SF0003	S357	8/16/2000		0 - 2	72 *U*		72 *U*	370 *U*	370 *U*	370 *U*	370 *U*
ONON2A	SF0004	S357	8/16/2000		2 - 15	59 *U*		59 *U*	300 *U*	300 *U*	300 *U*	300 *U*

Table A-2C. (cont.)

Survey	Sample Number	Survey Station	Date	Duplicates	Depth (cm)	2,4-Dinitro-phenol (µg/kg)	2,4-Dinitro-toluene (µg/kg)	2,6-Dinitro-toluene (µg/kg)	2-Chloro-naphthalene (µg/kg)	2-Chloro-phenol (µg/kg)	2-Methyl-4,6-dinitrophenol (µg/kg)	2-Methyl-naphthalene (µg/kg)	2-Methyl-phenol (µg/kg)
O-SEDCHM	S00020	S53	5/9/1992		0 - 30	*R*	120 *U*	120 *U*	120 *U*	*R*	*R*	120 *U*	30 *J*
O-SEDCHM	S00529	S53	7/27/1992		0 - 2	480 *U*	190 *U*	190 *U*	190 *U*	190 *U*	480 *U*	190 *U*	190 *U*
O-SEDCHM	S00589	S61	8/7/1992		0 - 2								
O-SEDCHM	S00517	S62	7/24/1992		0 - 2								
O-SEDCHM	S00067	S66	5/11/1992		0 - 30	190 *UJ*	74 *UJ*	74 *UJ*	74 *UJ*	74 *UJ*	190 *UJ*	74 *UJ*	74 *UJ*
O-SEDCHM	S00601	S66	8/10/1992		0 - 2	350 *U*	140 *U*	140 *U*	140 *U*	140 *U*	350 *U*	160	140 *U*
O-SEDCHM	S00513	S67	7/23/1992		0 - 2								
O-SEDCHM	S00510	S74	7/22/1992		0 - 2								
O-SEDCHM	S00507	S75	7/21/1992		0 - 2								
O-SEDCHM	S00508	S76	7/22/1992		0 - 2								
O-SEDCHM	S00023	S81	5/9/1992		0 - 30	210 *U*	85 *U*	85 *U*	85 *U*	85 *U*	210 *U*	85 *U*	85 *U*
O-SEDCHM	S00520	S81	7/24/1992		0 - 2	390 *U*	150 *U*	150 *U*	150 *U*	150 *U*	390 *U*	150 *U*	150 *U*
O-SEDCHM	S00504	S82	7/21/1992		0 - 2								
O-SEDCHM	S00511	S87	7/22/1992		0 - 2								
O-SEDCHM	S00032	S93	5/9/1992		0 - 30	200 *U*	79 *U*	79 *U*	79 *U*	79 *U*	200 *U*	79 *U*	79 *U*
O-SEDCHM	S00550	S93	7/31/1992		0 - 2	190 *U*	75 *U*	75 *U*	75 *U*	75 *U*	190 *U*	75 *U*	75 *U*
O-SEDCHM	S00512	S94	7/22/1992		0 - 2								
O-SEDCHM	S00059	S100	5/11/1992		0 - 30	230 *UJ*	91 *UJ*	91 *UJ*	91 *UJ*	91 *UJ*	230 *UJ*	91 *UJ*	91 *UJ*
O-SEDCHM	S00608	S100	8/11/1992		0 - 2	220 *U*	86 *U*	86 *U*	86 *U*	86 *U*	220 *U*	86 *U*	86 *U*
O-SEDCHM	S00552	S105	7/31/1992		0 - 2								
O-SEDCHM	S00501	S110	7/20/1992		0 - 2								
O-SEDCHM	S00029	S113	5/9/1992		0 - 30	190 *U*	77 *U*	77 *U*	77 *U*	77 *U*	190 *U*	77 *U*	77 *U*
O-SEDCHM	S00577	S113	8/5/1992		0 - 2	190 *U*	76 *U*	76 *U*	76 *U*	76 *U*	190 *U*	76 *U*	76 *U*
O-SEDCHM	S00048	P73	5/10/1992		0 - 30								
ONON2A	SF0006	S358	8/16/2000		0 - 15	1,400 *U*	280 *U*	280 *U*	55 *U*	55 *U*	1,400 *U*	55 *U*	55 *U*
ONON2A	SF0007	S358	8/16/2000		15 - 30	1,400 *UJ*	280 *UJ*	280 *UJ*	55 *UJ*	55 *UJ*	1,400 *UJ*	55 *UJ*	55 *UJ*
ONON2A	SF0052	S304	8/9/2000		0 - 15	1,400 *UJ*	280 *U*	280 *U*	54 *U*	54 *U*	1,400 *U*	54 *U*	54 *U*
ONON2A	SF0053	S304	8/9/2000		15 - 30	1,200 *UJ*	250 *U*	250 *U*	48 *U*	48 *U*	1,200 *U*	48 *U*	48 *U*
ONON2A	VC0212	S306	7/21/2000		0 - 15	1,300 *UJ*	270 *UJ*	270 *UJ*	52 *UJ*	52 *UJ*	1,300 *UJ*	52 *UJ*	52 *UJ*
ONON2A	VC0213	S306	7/21/2000		15 - 30	1,500 *UJ*	310 *UJ*	310 *UJ*	59 *UJ*	59 *UJ*	1,500 *UJ*	59 *UJ*	59 *UJ*
ONON2A	SF0001	S356	8/16/2000		0 - 15	1,400 *UJ*	290 *U*	290 *U*	56 *U*	56 *UJ*	1,400 *UJ*	56 *U*	56 *UJ*
ONON2A	SF0002	S356	8/16/2000		15 - 30	1,500 *U*	310 *U*	310 *U*	60 *U*	60 *U*	1,500 *U*	60 *U*	60 *U*
ONON2A	SF0003	S357	8/16/2000		0 - 2	2,000 *U*	370 *U*	370 *U*	72 *U*	72 *U*	2,000 *U*	72 *U*	72 *U*
ONON2A	SF0004	S357	8/16/2000		2 - 15	1,500 *U*	300 *U*	300 *U*	59 *U*	59 *U*	1,500 *U*	59 *U*	59 *U*

Table A-2C. (cont.)

Survey	Sample Number	Survey Station	Date	Duplicates	Depth (cm)	2-Nitro-aniline (µg/kg)	2-Nitro-phenol (µg/kg)	3,3-Dichloro-benzidine (µg/kg)	3-Nitro-aniline (µg/kg)	4-Bromo-phenyl-phenyl ether (µg/kg)	4-Chloro-3-methyl phenol (µg/kg)	4-Chloro-aniline (µg/kg)
O-SEDCHM	S00020	S53	5/9/1992		0 - 30	310 *U*	*R*	120 *U*	310 *U*	120 *U*	*R*	120 *U*
O-SEDCHM	S00529	S53	7/27/1992		0 - 2	480 *U*	190 *U*	190 *U*	480 *U*	190 *U*	190 *U*	190 *U*
O-SEDCHM	S00589	S61	8/7/1992		0 - 2							
O-SEDCHM	S00517	S62	7/24/1992		0 - 2							
O-SEDCHM	S00067	S66	5/11/1992		0 - 30	190 *UJ*	74 *UJ*	74 *UJ*	190 *UJ*	74 *UJ*	74 *UJ*	74 *UJ*
O-SEDCHM	S00601	S66	8/10/1992		0 - 2	350 *U*	140 *U*	140 *U*	350 *U*	140 *U*	140 *U*	140 *U*
O-SEDCHM	S00513	S67	7/23/1992		0 - 2							
O-SEDCHM	S00510	S74	7/22/1992		0 - 2							
O-SEDCHM	S00507	S75	7/21/1992		0 - 2							
O-SEDCHM	S00508	S76	7/22/1992		0 - 2							
O-SEDCHM	S00023	S81	5/9/1992		0 - 30	210 *U*	85 *U*	85 *U*	210 *U*	85 *U*	85 *U*	85 *U*
O-SEDCHM	S00520	S81	7/24/1992		0 - 2	390 *U*	150 *U*	150 *U*	390 *U*	150 *U*	150 *U*	150 *U*
O-SEDCHM	S00504	S82	7/21/1992		0 - 2							
O-SEDCHM	S00511	S87	7/22/1992		0 - 2							
O-SEDCHM	S00032	S93	5/9/1992		0 - 30	200 *U*	79 *U*	79 *U*	200 *U*	79 *U*	79 *U*	79 *U*
O-SEDCHM	S00550	S93	7/31/1992		0 - 2	190 *U*	75 *U*	75 *U*	190 *U*	75 *U*	75 *U*	75 *U*
O-SEDCHM	S00512	S94	7/22/1992		0 - 2							
O-SEDCHM	S00059	S100	5/11/1992		0 - 30	230 *UJ*	91 *UJ*	91 *UJ*	230 *UJ*	91 *UJ*	91 *UJ*	91 *UJ*
O-SEDCHM	S00608	S100	8/11/1992		0 - 2	220 *U*	86 *U*	86 *U*	220 *U*	86 *U*	86 *U*	86 *U*
O-SEDCHM	S00552	S105	7/31/1992		0 - 2							
O-SEDCHM	S00501	S110	7/20/1992		0 - 2							
O-SEDCHM	S00029	S113	5/9/1992		0 - 30	190 *U*	77 *U*	77 *U*	190 *U*	77 *U*	77 *U*	77 *U*
O-SEDCHM	S00577	S113	8/5/1992		0 - 2	190 *U*	76 *U*	76 *U*	190 *U*	76 *U*	76 *U*	76 *U*
O-SEDCHM	S00048	P73	5/10/1992		0 - 30							
ONON2A	SF0006	S358	8/16/2000		0 - 15	110 *U*	280 *U*	55 *U*	1,400 *U*	55 *U*	280 *U*	55 *U*
ONON2A	SF0007	S358	8/16/2000		15 - 30	110 *UJ*	280 *UJ*	55 *UJ*	1,400 *UJ*	55 *UJ*	280 *UJ*	55 *UJ*
ONON2A	SF0052	S304	8/9/2000		0 - 15	110 *U*	280 *U*	54 *U*	1,400 *U*	54 *U*	280 *U*	54 *U*
ONON2A	SF0053	S304	8/9/2000		15 - 30	97 *U*	250 *U*	48 *U*	1,200 *U*	48 *U*	250 *U*	48 *U*
ONON2A	VC0212	S306	7/21/2000		0 - 15	110 *UJ*	270 *UJ*	52 *UJ*	1,300 *UJ*	52 *UJ*	270 *UJ*	52 *UJ*
ONON2A	VC0213	S306	7/21/2000		15 - 30	120 *UJ*	310 *UJ*	59 *UJ*	1,500 *UJ*	59 *UJ*	310 *UJ*	59 *UJ*
ONON2A	SF0001	S356	8/16/2000		0 - 15	110 *U*	290 *UJ*	56 *U*	1,400 *U*	56 *U*	290 *UJ*	56 *U*
ONON2A	SF0002	S356	8/16/2000		15 - 30	120 *U*	310 *U*	60 *U*	1,500 *U*	60 *U*	310 *U*	60 *U*
ONON2A	SF0003	S357	8/16/2000		0 - 2	150 *U*	370 *U*	72 *U*	2,000 *U*	72 *U*	370 *U*	72 *U*
ONON2A	SF0004	S357	8/16/2000		2 - 15	120 *U*	300 *U*	59 *U*	1,500 *U*	59 *U*	300 *U*	59 *U*

Table A-2C. (cont.)

Survey	Sample Number	Survey Station	Date	Duplicates	Depth (cm)	4-Chloro-phenyl-phenyl ether (µg/kg)	4-Methyl-phenol (µg/kg)	4-Nitro-aniline (µg/kg)	4-Nitro-phenol (µg/kg)	Acenaph-thene (µg/kg)	Acenaph-thylene (µg/kg)	Anthracene (µg/kg)	Benz(a) anthracene (µg/kg)	Benzo(a) pyrene (µg/kg)
O-SEDCHM	S00020	S53	5/9/1992		0 - 30	120 *U*	250 *J*	310 *U*	*R*	120 *U*	120 *U*	120 *U*	120 *U*	120 *U*
O-SEDCHM	S00529	S53	7/27/1992		0 - 2	190 *U*	190 *U*	480 *U*	480 *U*	190 *U*	190 *U*	190 *U*	49 *J*	190 *U*
O-SEDCHM	S00589	S61	8/7/1992		0 - 2					730	770 *J*	130 *J*	350 *J*	280
O-SEDCHM	S00517	S62	7/24/1992		0 - 2					290 *U*	580 *UJ*	16 *J*	40 *J*	44
O-SEDCHM	S00067	S66	5/11/1992		0 - 30	74 *UJ*	74 *UJ*	190 *UJ*	190 *UJ*	74 *UJ*	74 *UJ*	43 *J*	84 *J*	99 *J*
O-SEDCHM	S00601	S66	8/10/1992		0 - 2	140 *U*	140 *U*	350 *U*	350 *U*	460	34 *J*	750	1,500	1,300
O-SEDCHM	S00513	S67	7/23/1992		0 - 2					440 *J*	780 *UJ*	38 *J*	110 *J*	83 *J*
O-SEDCHM	S00510	S74	7/22/1992		0 - 2					240 *UJ*	470 *UJ*	24 *UJ*	40 *J*	24 *UJ*
O-SEDCHM	S00507	S75	7/21/1992		0 - 2					300 *UJ*	610 *UJ*	30 *J*	93 *J*	100 *J*
O-SEDCHM	S00508	S76	7/22/1992		0 - 2					270 *UJ*	540 *UJ*	13 *J*	36 *J*	45 *J*
O-SEDCHM	S00023	S81	5/9/1992		0 - 30	85 *U*	85 *U*	210 *U*	210 *U*	85 *U*	85 *U*	25 *J*	54 *J*	66 *J*
O-SEDCHM	S00520	S81	7/24/1992		0 - 2	150 *U*	150 *U*	390 *U*	390 *U*	150 *U*	150 *U*	35 *J*	170	200
O-SEDCHM	S00504	S82	7/21/1992		0 - 2					310 *U*	630 *UJ*	40 *J*	140 *J*	94 *J*
O-SEDCHM	S00511	S87	7/22/1992		0 - 2					290 *UJ*	590 *UJ*	29 *UJ*	29 *UJ*	29 *UJ*
O-SEDCHM	S00032	S93	5/9/1992		0 - 30	79 *U*	79 *U*	200 *U*	200 *U*	79 *U*	79 *U*	79 *U*	79 *U*	79 *U*
O-SEDCHM	S00550	S93	7/31/1992		0 - 2	75 *U*	75 *U*	190 *U*	190 *U*	75 *U*	75 *U*	75 *U*	75 *U*	75 *U*
O-SEDCHM	S00512	S94	7/22/1992		0 - 2					320 *UJ*	640 *UJ*	32 *UJ*	22 *J*	27 *J*
O-SEDCHM	S00059	S100	5/11/1992		0 - 30	91 *UJ*	91 *UJ*	230 *UJ*	230 *UJ*	91 *UJ*	91 *UJ*	91 *UJ*	91 *UJ*	91 *UJ*
O-SEDCHM	S00608	S100	8/11/1992		0 - 2	86 *U*	82 *J*	220 *U*	220 *U*	86 *U*	86 *U*	86 *U*	86 *U*	86 *U*
O-SEDCHM	S00552	S105	7/31/1992		0 - 2					630 *J*	610 *UJ*	30 *UJ*	30 *UJ*	21 *J*
O-SEDCHM	S00501	S110	7/20/1992		0 - 2					650 *U*	1,300 *UJ*	76 *J*	120 *J*	130
O-SEDCHM	S00029	S113	5/9/1992		0 - 30	77 *U*	77 *U*	190 *U*	190 *U*	77 *U*	77 *U*	77 *U*	17 *J*	19 *J*
O-SEDCHM	S00577	S113	8/5/1992		0 - 2	76 *U*	76 *U*	190 *U*	190 *U*	41 *J*	82	230	490	480
O-SEDCHM	S00048	P73	5/10/1992		0 - 30									
ONON2A	SF0006	S358	8/16/2000		0 - 15	55 *U*	55 *U*	1,400 *U*	1,400 *U*	55 *U*	55 *U*	55 *U*	55 *U*	55 *U*
ONON2A	SF0007	S358	8/16/2000		15 - 30	55 *UJ*	55 *UJ*	1,400 *UJ*	1,400 *UJ*	55 *UJ*	55 *UJ*	55 *UJ*	55 *UJ*	55 *UJ*
ONON2A	SF0052	S304	8/9/2000		0 - 15	54 *U*	54 *U*	1,400 *U*	1,400 *U*	54 *U*	54 *U*	54 *U*	130 *J*	130 *J*
ONON2A	SF0053	S304	8/9/2000		15 - 30	48 *U*	48 *U*	1,200 *U*	1,200 *U*	48 *U*	48 *U*	75 *J*	220 *J*	190 *J*
ONON2A	VC0212	S306	7/21/2000		0 - 15	52 *UJ*	52 *UJ*	1,300 *UJ*	1,300 *UJ*	52 *UJ*	52 *UJ*	52 *UJ*	52 *UJ*	52 *UJ*
ONON2A	VC0213	S306	7/21/2000		15 - 30	59 *UJ*	59 *UJ*	1,500 *UJ*	1,500 *UJ*	59 *UJ*	59 *UJ*	59 *UJ*	59 *UJ*	59 *UJ*
ONON2A	SF0001	S356	8/16/2000		0 - 15	56 *U*	56 *UJ*	1,400 *U*	1,400 *UJ*	56 *U*	56 *U*	56 *U*	56 *U*	56 *U*
ONON2A	SF0002	S356	8/16/2000		15 - 30	60 *U*	60 *U*	1,500 *U*	1,500 *U*	60 *U*	60 *U*	60 *U*	60 *U*	60 *U*
ONON2A	SF0003	S357	8/16/2000		0 - 2	72 *U*	840	2,000 *U*	2,000 *U*	72 *U*	72 *U*	72 *U*	72 *U*	72 *U*
ONON2A	SF0004	S357	8/16/2000		2 - 15	59 *U*	660	1,500 *U*	1,500 *U*	59 *U*	59 *U*	59 *U*	120	110

Table A-2C. (cont.)

Survey	Sample Number	Survey Station	Date	Duplicates	Depth (cm)	Benzo(b) fluoranthene (µg/kg)	Benzo(g,h,i) perylene (µg/kg)	Benzo(k) fluoranthene (µg/kg)	Benzyl Alcohol (µg/kg)	Bis(2-chloroethoxy) methane (µg/kg)	Bis(2-chloroethyl) ether (µg/kg)	Bis(2-ethylhexyl) phthalate (µg/kg)	Butylbenzyl phthalate (µg/kg)
O-SEDCHM	S00020	S53	5/9/1992		0 - 30	32 *J*	120 *U*	120 *U*		120 *U*	120 *U*	120 *U*	120 *U*
O-SEDCHM	S00529	S53	7/27/1992		0 - 2	190 *U*	190 *U*	190 *U*		190 *U*	190 *U*	190 *U*	190 *U*
O-SEDCHM	S00589	S61	8/7/1992		0 - 2	350 *J*	520	250					
O-SEDCHM	S00517	S62	7/24/1992		0 - 2	47 *J*	150	28 *J*					
O-SEDCHM	S00067	S66	5/11/1992		0 - 30	170 *J*	55 *J*	74 *UJ*		74 *UJ*	74 *UJ*	23 *J*	74 *UJ*
O-SEDCHM	S00601	S66	8/10/1992		0 - 2	1,600	460	140 *U*		140 *U*	140 *U*	100 *J*	140 *U*
O-SEDCHM	S00513	S67	7/23/1992		0 - 2	260 *J*	390 *J*	39 *UJ*					
O-SEDCHM	S00510	S74	7/22/1992		0 - 2	190 *J*	47 *UJ*	12 *J*					
O-SEDCHM	S00507	S75	7/21/1992		0 - 2	130 *J*	190 *J*	88 *J*					
O-SEDCHM	S00508	S76	7/22/1992		0 - 2	60 *J*	94 *J*	38 *J*					
O-SEDCHM	S00023	S81	5/9/1992		0 - 30	73 *J*	45 *J*	55 *J*		85 *U*	85 *U*	69 *J*	85 *U*
O-SEDCHM	S00520	S81	7/24/1992		0 - 2	330	110 *J*	150 *U*		150 *U*	150 *U*	170 *U*	150 *U*
O-SEDCHM	S00504	S82	7/21/1992		0 - 2	350 *J*	63 *U*	31 *U*					
O-SEDCHM	S00511	S87	7/22/1992		0 - 2	59 *UJ*	59 *UJ*	29 *UJ*					
O-SEDCHM	S00032	S93	5/9/1992		0 - 30	79 *U*	79 *U*	79 *U*		79 *U*	79 *U*	79 *U*	79 *U*
O-SEDCHM	S00550	S93	7/31/1992		0 - 2	75 *U*	75 *U*	75 *U*		75 *U*	75 *U*	23 *J*	75 *U*
O-SEDCHM	S00512	S94	7/22/1992		0 - 2	44 *J*	64 *UJ*	27 *J*					
O-SEDCHM	S00059	S100	5/11/1992		0 - 30	91 *UJ*	91 *UJ*	91 *UJ*		91 *UJ*	91 *UJ*	91 *UJ*	91 *UJ*
O-SEDCHM	S00608	S100	8/11/1992		0 - 2	86 *U*	86 *U*	86 *U*		86 *U*	86 *U*	22 *J*	86 *U*
O-SEDCHM	S00552	S105	7/31/1992		0 - 2	41 *J*	210 *J*	36 *J*					
O-SEDCHM	S00501	S110	7/20/1992		0 - 2	200 *J*	290	65 *U*					
O-SEDCHM	S00029	S113	5/9/1992		0 - 30	31 *J*	77 *U*	77 *U*		77 *U*	77 *U*	77 *U*	77 *U*
O-SEDCHM	S00577	S113	8/5/1992		0 - 2	550	130	76 *U*		76 *U*	76 *U*	26 *J*	76 *U*
O-SEDCHM	S00048	P73	5/10/1992		0 - 30								
ONON2A	SF0006	S358	8/16/2000		0 - 15	55 *U*	55 *U*	55 *U*	280 *U*	55 *U*	55 *U*		55 *U*
ONON2A	SF0007	S358	8/16/2000		15 - 30	55 *UJ*	55 *UJ*	55 *UJ*	280 *UJ*	55 *UJ*	55 *UJ*		55 *UJ*
ONON2A	SF0052	S304	8/9/2000		0 - 15	130 *J*	96 *J*	120 *J*	280 *U*	54 *U*	54 *U*	160 *J*	54 *U*
ONON2A	SF0053	S304	8/9/2000		15 - 30	170 *J*	130 *J*	190 *J*	250 *U*	48 *U*	48 *U*	150 *J*	48 *U*
ONON2A	VC0212	S306	7/21/2000		0 - 15	52 *UJ*	52 *UJ*	52 *UJ*	270 *UJ*	52 *UJ*	52 *UJ*	52 *UJ*	52 *UJ*
ONON2A	VC0213	S306	7/21/2000		15 - 30	59 *UJ*	59 *UJ*	59 *UJ*	310 *UJ*	59 *UJ*	59 *UJ*	59 *UJ*	59 *UJ*
ONON2A	SF0001	S356	8/16/2000		0 - 15	56 *U*	56 *U*	56 *U*	290 *UJ*	56 *U*	56 *U*	56 *U*	56 *U*
ONON2A	SF0002	S356	8/16/2000		15 - 30	60 *U*	60 *U*	60 *U*	310 *U*	60 *U*	60 *U*	1,300	60 *U*
ONON2A	SF0003	S357	8/16/2000		0 - 2	72 *U*	72 *U*	72 *U*	370 *U*	72 *U*	72 *U*	72 *U*	72 *U*
ONON2A	SF0004	S357	8/16/2000		2 - 15	85	59 *U*	83	300 *U*	59 *U*	59 *U*	59 *U*	59 *U*

Table A-2C. (cont.)

Survey	Sample Number	Survey Station	Date	Duplicates	Depth (cm)	Carbazole (µg/kg)	Chrysene (µg/kg)	Dibenz(a,h) anthracene (µg/kg)	Dibenzofuran (µg/kg)	Diethyl phthalate (µg/kg)	Dimethyl phthalate (µg/kg)	Di-n-butyl phthalate (µg/kg)	Di-n-octyl phthalate (µg/kg)
O-SEDCHM	S00020	S53	5/9/1992		0 - 30	120 *U*	120 *U*	120 *U*	120 *U*	120 *U*	120 *U*	120 *U*	120 *U*
O-SEDCHM	S00529	S53	7/27/1992		0 - 2	190 *U*	58 *J*	190 *U*	190 *U*	190 *U*	190 *U*	190 *U*	190 *U*
O-SEDCHM	S00589	S61	8/7/1992		0 - 2		540 *J*	98 *J*					
O-SEDCHM	S00517	S62	7/24/1992		0 - 2		71	20 *J*					
O-SEDCHM	S00067	S66	5/11/1992		0 - 30	74 *UJ*	98 *J*	22 *J*	74 *UJ*	74 *UJ*	74 *UJ*	74 *UJ*	74 *UJ*
O-SEDCHM	S00601	S66	8/10/1992		0 - 2	470	1,200	180	340	140 *U*	140 *U*	140 *U*	140 *U*
O-SEDCHM	S00513	S67	7/23/1992		0 - 2		220 *J*	78 *UJ*					
O-SEDCHM	S00510	S74	7/22/1992		0 - 2		24 *UJ*	47 *UJ*					
O-SEDCHM	S00507	S75	7/21/1992		0 - 2		170 *J*	48 *J*					
O-SEDCHM	S00508	S76	7/22/1992		0 - 2		71 *J*	23 *J*					
O-SEDCHM	S00023	S81	5/9/1992		0 - 30	85 *U*	88	19 *J*	85 *U*	85 *U*	85 *U*	85 *U*	85 *U*
O-SEDCHM	S00520	S81	7/24/1992		0 - 2	150 *U*	230	150 *U*	150 *U*	150 *U*	150 *U*	150 *U*	150 *U*
O-SEDCHM	S00504	S82	7/21/1992		0 - 2		270 *J*	63 *U*					
O-SEDCHM	S00511	S87	7/22/1992		0 - 2		29 *UJ*	59 *UJ*					
O-SEDCHM	S00032	S93	5/9/1992		0 - 30	79 *U*	79 *U*	79 *U*	79 *U*	79 *U*	79 *U*	79 *U*	79 *U*
O-SEDCHM	S00550	S93	7/31/1992		0 - 2	75 *U*	75 *U*	75 *U*	75 *U*	75 *U*	75 *U*	75 *U*	75 *U*
O-SEDCHM	S00512	S94	7/22/1992		0 - 2		40 *J*	19 *J*					
O-SEDCHM	S00059	S100	5/11/1992		0 - 30	91 *UJ*	91 *UJ*	91 *UJ*	91 *UJ*	91 *UJ*	91 *UJ*	91 *UJ*	91 *UJ*
O-SEDCHM	S00608	S100	8/11/1992		0 - 2	86 *U*	86 *U*	86 *U*	86 *U*	86 *U*	86 *U*	86 *U*	86 *U*
O-SEDCHM	S00552	S105	7/31/1992		0 - 2		30 *UJ*	61 *UJ*					
O-SEDCHM	S00501	S110	7/20/1992		0 - 2		170 *J*	71 *J*					
O-SEDCHM	S00029	S113	5/9/1992		0 - 30	77 *U*	21 *J*	77 *U*	77 *U*	77 *U*	77 *U*	77 *U*	77 *U*
O-SEDCHM	S00577	S113	8/5/1992		0 - 2	20 *J*	500	62 *J*	18 *J*	76 *U*	76 *U*	76 *U*	76 *U*
O-SEDCHM	S00048	P73	5/10/1992		0 - 30								
ONON2A	SF0006	S358	8/16/2000		0 - 15	55 *U*	55 *U*	55 *U*	55 *U*	55 *U*	55 *U*	55 *U*	55 *U*
ONON2A	SF0007	S358	8/16/2000		15 - 30	55 *UJ*	55 *UJ*	55 *UJ*	55 *UJ*	55 *UJ*	55 *UJ*	55 *UJ*	55 *UJ*
ONON2A	SF0052	S304	8/9/2000		0 - 15	54 *U*	160 *J*	54 *U*	54 *U*	54 *U*	54 *U*	54 *U*	54 *U*
ONON2A	SF0053	S304	8/9/2000		15 - 30	48 *U*	240 *J*	48 *U*	48 *U*	48 *U*	48 *U*	48 *U*	48 *U*
ONON2A	VC0212	S306	7/21/2000		0 - 15	52 *UJ*	52 *UJ*	52 *UJ*	52 *UJ*	52 *UJ*	52 *UJ*	52 *UJ*	52 *UJ*
ONON2A	VC0213	S306	7/21/2000		15 - 30	59 *UJ*	59 *UJ*	59 *UJ*	59 *UJ*	59 *UJ*	59 *UJ*	59 *UJ*	59 *UJ*
ONON2A	SF0001	S356	8/16/2000		0 - 15	56 *U*	56 *U*	56 *U*	56 *U*	56 *U*	56 *U*	56 *U*	56 *U*
ONON2A	SF0002	S356	8/16/2000		15 - 30	60 *U*	60 *U*	60 *U*	60 *U*	60 *U*	60 *U*	60 *U*	60 *U*
ONON2A	SF0003	S357	8/16/2000		0 - 2	72 *U*	72 *U*	72 *U*	72 *U*	72 *U*	72 *U*	72 *U*	72 *U*
ONON2A	SF0004	S357	8/16/2000		2 - 15	59 *U*	110	59 *U*	59 *U*	59 *U*	59 *U*	59 *U*	59 *U*

Table A-2C. (cont.)

Survey	Sample Number	Survey Station	Date	Duplicates	Depth (cm)	Fluoranthene (µg/kg)	Fluorene (µg/kg)	Hexachlorobenzene (GC/ECD) (µg/kg)	Hexachlorobenzene (GC/MS) (µg/kg)	Final HCB Value (µg/kg)
O-SEDCHM	S00020	S53	5/9/1992		0 - 30	99 *J*	120 *U*		120 *U*	120 *U*
O-SEDCHM	S00529	S53	7/27/1992		0 - 2	70 *J*	190 *U*		190 *U*	190 *U*
O-SEDCHM	S00589	S61	8/7/1992		0 - 2	1,000 *UJ*	120 *J*		12	12 *J*
O-SEDCHM	S00517	S62	7/24/1992		0 - 2	180 *J*	58 *U*		5.7 *UJ*	5.7 *UJ*
O-SEDCHM	S00067	S66	5/11/1992		0 - 30	220 *J*	23 *J*		74 *UJ*	74 *UJ*
O-SEDCHM	S00601	S66	8/10/1992		0 - 2	2,300	480		140 *U*	140 *U*
O-SEDCHM	S00513	S67	7/23/1992		0 - 2	380 *J*	44 *J*			
O-SEDCHM	S00510	S74	7/22/1992		0 - 2	47 *UJ*	47 *UJ*		4.8 *U*	4.8 *U*
O-SEDCHM	S00507	S75	7/21/1992		0 - 2	550 *J*	35 *J*		28	28 *J*
O-SEDCHM	S00508	S76	7/22/1992		0 - 2	190 *J*	54 *UJ*		5.8	5.8 *J*
O-SEDCHM	S00023	S81	5/9/1992		0 - 30	130	85 *U*		85 *U*	85 *U*
O-SEDCHM	S00520	S81	7/24/1992		0 - 2	400	150 *U*		150 *U*	150 *U*
O-SEDCHM	S00504	S82	7/21/1992		0 - 2	630 *J*	55 *J*		11 *J*	11 *J*
O-SEDCHM	S00511	S87	7/22/1992		0 - 2	59 *UJ*	59 *UJ*			
O-SEDCHM	S00032	S93	5/9/1992		0 - 30	79 *U*	79 *U*		79 *U*	79 *U*
O-SEDCHM	S00550	S93	7/31/1992		0 - 2	75 *U*	75 *U*		75 *U*	75 *U*
O-SEDCHM	S00512	S94	7/22/1992		0 - 2	98 *J*	45 *J*			
O-SEDCHM	S00059	S100	5/11/1992		0 - 30	91 *UJ*	91 *UJ*		91 *UJ*	91 *UJ*
O-SEDCHM	S00608	S100	8/11/1992		0 - 2	86 *U*	86 *U*		86 *U*	86 *U*
O-SEDCHM	S00552	S105	7/31/1992		0 - 2	590 *J*	61 *UJ*			
O-SEDCHM	S00501	S110	7/20/1992		0 - 2	590 *J*	83 *J*			
O-SEDCHM	S00029	S113	5/9/1992		0 - 30	23 *J*	77 *U*		77 *U*	77 *U*
O-SEDCHM	S00577	S113	8/5/1992		0 - 2	600	82		76 *U*	76 *U*
O-SEDCHM	S00048	P73	5/10/1992		0 - 30				2.9 *U*	2.9 *U*
ONON2A	SF0006	S358	8/16/2000		0 - 15	55 *U*	55 *U*	1.06 *UJ*	55 *U*	1.06 *UJ*
ONON2A	SF0007	S358	8/16/2000		15 - 30	55 *UJ*	55 *UJ*	1.04 *UJ*	55 *UJ*	1.04 *UJ*
ONON2A	SF0052	S304	8/9/2000		0 - 15	270 *J*	54 *U*	1,370	140 *J*	755 *J*
ONON2A	SF0053	S304	8/9/2000		15 - 30	450 *J*	48 *U*	521	300 *J*	410.5 *J*
ONON2A	VC0212	S306	7/21/2000		0 - 15	52 *UJ*	52 *UJ*	27.6 *J*	52 *UJ*	27.6 *J*
ONON2A	VC0213	S306	7/21/2000		15 - 30	59 *UJ*	59 *UJ*	1 *UJ*	59 *UJ*	1 *U*
ONON2A	SF0001	S356	8/16/2000		0 - 15	56 *U*	56 *U*	1.06 *U*	56 *U*	1.06 *U*
ONON2A	SF0002	S356	8/16/2000		15 - 30	60 *U*	60 *U*	1.08 *U*	60 *U*	1.08 *U*
ONON2A	SF0003	S357	8/16/2000		0 - 2	72 *U*	72 *U*	1.06 *U*	72 *U*	1.06 *U*
ONON2A	SF0004	S357	8/16/2000		2 - 15	190	59 *U*	1.05 *U*	59 *U*	1.05 *U*

Table A-2C. (cont.)

Survey	Sample Number	Survey Station	Date	Duplicates	Depth (cm)	Hexachloro butadiene (µg/kg)	Hexachloro-cyclopentadiene (µg/kg)	Hexachloro-ethane (µg/kg)	Indeno (1,2,3-cd) pyrene (µg/kg)	Isophorone (µg/kg)	Naphthalene (µg/kg)	Nitrobenzene (µg/kg)
O-SEDCHM	S00020	S53	5/9/1992		0 - 30	120 *U*	120 *U*	120 *U*	120 *U*	120 *U*	60 *J*	120 *U*
O-SEDCHM	S00529	S53	7/27/1992		0 - 2	190 *U*	190 *U*	190 *U*	190 *U*	190 *U*	340	190 *U*
O-SEDCHM	S00589	S61	8/7/1992		0 - 2				59 *U*		600	
O-SEDCHM	S00517	S62	7/24/1992		0 - 2				33		290 *U*	
O-SEDCHM	S00067	S66	5/11/1992		0 - 30	74 *UJ*	74 *UJ*	74 *UJ*	52 *J*	74 *UJ*	74 *UJ*	74 *UJ*
O-SEDCHM	S00601	S66	8/10/1992		0 - 2	140 *U*	140 *U*	140 *U*	540	140 *U*	370	140 *U*
O-SEDCHM	S00513	S67	7/23/1992		0 - 2				47 *J*		390 *UJ*	
O-SEDCHM	S00510	S74	7/22/1992		0 - 2				24 *UJ*		240 *UJ*	
O-SEDCHM	S00507	S75	7/21/1992		0 - 2				84 *J*		300 *UJ*	
O-SEDCHM	S00508	S76	7/22/1992		0 - 2				39 *J*		270 *UJ*	
O-SEDCHM	S00023	S81	5/9/1992		0 - 30	85 *U*	85 *U*	85 *U*	46 *J*	85 *U*	85 *U*	85 *U*
O-SEDCHM	S00520	S81	7/24/1992		0 - 2	150 *U*	150 *U*	150 *U*	110 *J*	150 *U*	150 *U*	150 *U*
O-SEDCHM	S00504	S82	7/21/1992		0 - 2				56		310 *U*	
O-SEDCHM	S00511	S87	7/22/1992		0 - 2				29 *UJ*		290 *UJ*	
O-SEDCHM	S00032	S93	5/9/1992		0 - 30	79 *U*	79 *U*	79 *U*	79 *U*	79 *U*	79 *U*	79 *U*
O-SEDCHM	S00550	S93	7/31/1992		0 - 2	75 *U*	75 *U*	75 *U*	75 *U*	75 *U*	75 *U*	75 *U*
O-SEDCHM	S00512	S94	7/22/1992		0 - 2				16 *J*		320 *UJ*	
O-SEDCHM	S00059	S100	5/11/1992		0 - 30	91 *UJ*	91 *UJ*	91 *UJ*	91 *UJ*	91 *UJ*	35 *J*	91 *UJ*
O-SEDCHM	S00608	S100	8/11/1992		0 - 2	86 *U*	86 *U*	86 *U*	86 *U*	86 *U*	86 *U*	86 *U*
O-SEDCHM	S00552	S105	7/31/1992		0 - 2				30 *UJ*		300 *UJ*	
O-SEDCHM	S00501	S110	7/20/1992		0 - 2				82		650 *U*	
O-SEDCHM	S00029	S113	5/9/1992		0 - 30	77 *U*	77 *U*	77 *U*	77 *U*	77 *U*	77 *U*	77 *U*
O-SEDCHM	S00577	S113	8/5/1992		0 - 2	76 *U*	76 *U*	76 *U*	150	76 *U*	76 *U*	76 *U*
O-SEDCHM	S00048	P73	5/10/1992		0 - 30							
ONON2A	SF0006	S358	8/16/2000		0 - 15	55 *U*	280 *U*	55 *U*	55 *U*	55 *U*	55 *U*	55 *U*
ONON2A	SF0007	S358	8/16/2000		15 - 30	55 *UJ*	280 *UJ*	55 *UJ*	55 *UJ*	55 *UJ*	55 *UJ*	55 *UJ*
ONON2A	SF0052	S304	8/9/2000		0 - 15	54 *U*	280 *UJ*	54 *U*	91 *J*	54 *U*	54 *U*	54 *U*
ONON2A	SF0053	S304	8/9/2000		15 - 30	48 *U*	250 *UJ*	48 *U*	130 *J*	48 *U*	48 *U*	48 *U*
ONON2A	VC0212	S306	7/21/2000		0 - 15	52 *UJ*	270 *UJ*	52 *UJ*	52 *UJ*	52 *UJ*	52 *UJ*	52 *UJ*
ONON2A	VC0213	S306	7/21/2000		15 - 30	59 *UJ*	310 *UJ*	59 *UJ*	59 *UJ*	59 *UJ*	59 *UJ*	59 *UJ*
ONON2A	SF0001	S356	8/16/2000		0 - 15	56 *U*	290 *U*	56 *U*	56 *U*	56 *U*	56 *U*	56 *U*
ONON2A	SF0002	S356	8/16/2000		15 - 30	60 *U*	310 *U*	60 *U*	60 *U*	60 *U*	60 *U*	60 *U*
ONON2A	SF0003	S357	8/16/2000		0 - 2	72 *U*	370 *U*	72 *U*	72 *U*	72 *U*	72 *U*	72 *U*
ONON2A	SF0004	S357	8/16/2000		2 - 15	59 *U*	300 *U*	59 *U*	59 *U*	59 *U*	59 *U*	59 *U*

Table A-2C. (cont.)

Survey	Sample Number	Survey Station	Date	Duplicates	Depth (cm)	N-Nitroso dimethylamine (µg/kg)	N-Nitroso-di-n-propylamine (µg/kg)	N-Nitroso diphenylamine (µg/kg)	Pentachloro-benzene (µg/kg)	Pentachloro-phenol (µg/kg)	Phenanthrene (µg/kg)	Phenol (µg/kg)	Pyrene (µg/kg)
O-SEDCHM	S00020	S53	5/9/1992		0 - 30		120 *U*	120 *U*		*R*	77 *J*	87 *J*	42 *J*
O-SEDCHM	S00529	S53	7/27/1992		0 - 2		190 *U*	190 *U*		480 *U*	190 *U*	45 *J*	75 *J*
O-SEDCHM	S00589	S61	8/7/1992		0 - 2				5.9 *U*		480 *J*		870 *J*
O-SEDCHM	S00517	S62	7/24/1992		0 - 2				5.7 *UJ*		35		66 *J*
O-SEDCHM	S00067	S66	5/11/1992		0 - 30		74 *UJ*	74 *UJ*		190 *UJ*	130 *J*	74 *UJ*	160 *J*
O-SEDCHM	S00601	S66	8/10/1992		0 - 2		140 *U*	140 *U*		350 *U*	2,300	140 *U*	2,200
O-SEDCHM	S00513	S67	7/23/1992		0 - 2						90 *J*		230 *J*
O-SEDCHM	S00510	S74	7/22/1992		0 - 2				4.8 *U*		24 *UJ*		38 *J*
O-SEDCHM	S00507	S75	7/21/1992		0 - 2				6 *U*		93 *J*		240 *J*
O-SEDCHM	S00508	S76	7/22/1992		0 - 2				5.4 *U*		32 *J*		100 *J*
O-SEDCHM	S00023	S81	5/9/1992		0 - 30		85 *U*	85 *U*		210 *U*	83 *J*	85 *U*	100
O-SEDCHM	S00520	S81	7/24/1992		0 - 2		150 *U*	150 *U*		390 *U*	180	150 *U*	380
O-SEDCHM	S00504	S82	7/21/1992		0 - 2				6.2 *UJ*		180 *J*		400 *J*
O-SEDCHM	S00511	S87	7/22/1992		0 - 2						29 *UJ*		29 *UJ*
O-SEDCHM	S00032	S93	5/9/1992		0 - 30		79 *U*	79 *U*		200 *U*	79 *U*	79 *U*	79 *U*
O-SEDCHM	S00550	S93	7/31/1992		0 - 2		75 *U*	75 *U*		190 *U*	75 *U*	75 *U*	75 *U*
O-SEDCHM	S00512	S94	7/22/1992		0 - 2						32 *UJ*		31 *J*
O-SEDCHM	S00059	S100	5/11/1992		0 - 30		91 *UJ*	91 *UJ*		230 *UJ*	91 *UJ*	91 *UJ*	91 *UJ*
O-SEDCHM	S00608	S100	8/11/1992		0 - 2		86 *U*	86 *U*		220 *U*	86 *U*	45 *J*	86 *U*
O-SEDCHM	S00552	S105	7/31/1992		0 - 2						30 *UJ*		30 *UJ*
O-SEDCHM	S00501	S110	7/20/1992		0 - 2						260		430 *J*
O-SEDCHM	S00029	S113	5/9/1992		0 - 30		77 *U*	77 *U*		190 *U*	77 *U*	77 *U*	25 *J*
O-SEDCHM	S00577	S113	8/5/1992		0 - 2		76 *U*	76 *U*		190 *U*	370	76 *U*	750
O-SEDCHM	S00048	P73	5/10/1992		0 - 30								
ONON2A	SF0006	S358	8/16/2000		0 - 15	55 *U*	55 *U*	55 *U*		1,400 *U*	55 *U*	55 *U*	55 *U*
ONON2A	SF0007	S358	8/16/2000		15 - 30	55 *UJ*	55 *UJ*	55 *UJ*		1,400 *UJ*	55 *UJ*	55 *UJ*	55 *UJ*
ONON2A	SF0052	S304	8/9/2000		0 - 15	280 *U*	54 *U*	54 *U*		1,400 *U*	160 *J*	54 *U*	290 *J*
ONON2A	SF0053	S304	8/9/2000		15 - 30	250 *U*	48 *U*	48 *U*		1,200 *U*	330 *J*	48 *U*	420 *J*
ONON2A	VC0212	S306	7/21/2000		0 - 15	270 *UJ*	52 *UJ*	52 *UJ*		1,300 *UJ*	52 *UJ*	52 *UJ*	52 *UJ*
ONON2A	VC0213	S306	7/21/2000		15 - 30	310 *UJ*	59 *UJ*	59 *UJ*		1,500 *UJ*	59 *UJ*	59 *UJ*	59 *UJ*
ONON2A	SF0001	S356	8/16/2000		0 - 15	290 *U*	56 *U*	56 *U*		1,400 *UJ*	56 *U*	56 *UJ*	56 *U*
ONON2A	SF0002	S356	8/16/2000		15 - 30	310 *U*	60 *U*	60 *U*		1,500 *U*	60 *U*	60 *U*	60 *U*
ONON2A	SF0003	S357	8/16/2000		0 - 2	370 *U*	72 *U*	72 *U*		2,000 *U*	72 *U*	72 *U*	72 *U*
ONON2A	SF0004	S357	8/16/2000		2 - 15	300 *U*	59 *U*	59 *U*		1,500 *U*	60	59 *U*	170

Table A-2C. (cont.)

Survey	Sample Number	Survey Station	Date	Duplicates	Depth (cm)	1,2,3,4-Tetrachloro-benzene (µg/kg)	1,2,3-Trichloro-benzene (µg/kg)	1,2,4-Trichloro-benzene (µg/kg)	1,3,5-Trichloro-benzene (µg/kg)	Trichloro-benzenes [2] (ug/kg) (µg/kg)	1,2-Dichloro-benzene (µg/kg)	1,3-Dichloro-benzene (µg/kg)
ONON2A	SF0005	S357	8/16/2000		15 - 30			57 *UJ*			57 *UJ*	57 *UJ*
ONON2A	SF0008	S359	8/16/2000		0 - 15			49 *UJ*			49 *UJ*	49 *UJ*
ONON2A	SF0009	S359	8/16/2000		15 - 30			48 *U*			48 *U*	48 *U*
ONON2A	SF0010	S360	8/16/2000	D1	0 - 2			59 *UJ*			59 *UJ*	59 *UJ*
ONON2A	SF0066	S360	8/16/2000	D2	0 - 2			58 *UJ*			58 *UJ*	58 *UJ*
ONON2A	SF0012	S360	8/16/2000	D1	15 - 30			56 *U*			56 *U*	56 *U*
ONON2A	SF0169	S360	8/16/2000	D2	15 - 30			56 *UJ*			56 *UJ*	56 *UJ*
ONON2A	SF0011	S360	8/16/2000	D1	2 - 15			61 *U*			61 *U*	61 *U*
ONON2A	SF0164	S360	8/16/2000	D2	2 - 15			58 *UJ*			58 *UJ*	58 *UJ*
ONON2A	SF0013	S361	8/15/2000	D1	0 - 15			56 *U*			56 *U*	56 *U*
ONON2A	SF0163	S361	8/15/2000	D2	0 - 15			56 *U*			56 *U*	56 *U*
ONON2A	SF0014	S361	8/15/2000		15 - 30			74 *UJ*			74 *UJ*	74 *UJ*
ONON2A	SF0015	S362	8/15/2000		0 - 15			53 *U*			53 *U*	53 *U*
ONON2A	SF0016	S362	8/15/2000		15 - 30			58 *U*			58 *U*	58 *U*
ONON2A	SF0017	S363	8/15/2000		0 - 2			51 *UJ*			51 *UJ*	51 *UJ*
ONON2A	SF0019	S363	8/15/2000		15 - 30			300 *U*			300 *U*	300 *U*
ONON2A	SF0018	S363	8/15/2000	D1	2 - 15			680 *U*			680 *U*	680 *U*
ONON2A	SF0175	S363	8/15/2000	D2	2 - 15			68 *U*			68 *U*	68 *U*
ONON2A	SF0031	S369	8/15/2000		0 - 15			57 *U*			57 *U*	57 *U*
ONON2A	SF0032	S369	8/15/2000		15 - 30			59 *U*			59 *U*	59 *U*
ONON2A	SF0033	S370	8/17/2000		0 - 2			55 *UJ*			55 *UJ*	55 *UJ*
ONON2A	SF0034	S370	8/17/2000		2 - 15			51 *UJ*			51 *UJ*	51 *UJ*
ONON2A	SF0035	S370	8/17/2000		15 - 30			55 *UJ*			55 *UJ*	55 *UJ*
ONON2A	SF0050	S372	8/11/2000		0 - 15			57 *U*			57 *U*	57 *U*
ONON2A	SF0039	S372	8/17/2000	D1	15 - 30			55 *UJ*			55 *UJ*	55 *UJ*
ONON2A	SF0165	S372	8/17/2000	D2	15 - 30			54 *UJ*			54 *UJ*	54 *UJ*

Table A-2C. (cont.)

Survey	Sample Number	Survey Station	Date	Duplicates	Depth (cm)	1,4-Dichloro-benzene (µg/kg)	Dichlorobenzenes (sum of)[2] (µg/kg)	2,2'-Oxybis(1-chloropropane) (µg/kg)	2,4,5-Trichloro-phenol (µg/kg)	2,4,6-Trichloro-phenol (µg/kg)	2,4-Dichloro-phenol (µg/kg)	2,4-Dimethyl-phenol (µg/kg)
ONON2A	SF0005	S357	8/16/2000		15 - 30	57 *UJ*		57 *UJ*	290 *UJ*	290 *UJ*	290 *UJ*	290 *UJ*
ONON2A	SF0008	S359	8/16/2000		0 - 15	49 *UJ*		49 *UJ*	250 *UJ*	250 *UJ*	250 *UJ*	250 *UJ*
ONON2A	SF0009	S359	8/16/2000		15 - 30	48 *U*		48 *U*	250 *U*	250 *U*	250 *U*	250 *U*
ONON2A	SF0010	S360	8/16/2000	D1	0 - 2	59 *UJ*		59 *UJ*	300 *UJ*	300 *UJ*	300 *UJ*	300 *UJ*
ONON2A	SF0066	S360	8/16/2000	D2	0 - 2	58 *UJ*		58 *UJ*	300 *UJ*	300 *UJ*	300 *UJ*	300 *UJ*
ONON2A	SF0012	S360	8/16/2000	D1	15 - 30	56 *U*		56 *U*	290 *UJ*	290 *UJ*	290 *UJ*	290 *UJ*
ONON2A	SF0169	S360	8/16/2000	D2	15 - 30	56 *UJ*		56 *UJ*	290 *UJ*	290 *UJ*	290 *UJ*	290 *UJ*
ONON2A	SF0011	S360	8/16/2000	D1	2 - 15	61 *U*		61 *U*	310 *U*	310 *U*	310 *U*	310 *U*
ONON2A	SF0164	S360	8/16/2000	D2	2 - 15	58 *UJ*		58 *UJ*	300 *UJ*	300 *UJ*	300 *UJ*	300 *UJ*
ONON2A	SF0013	S361	8/15/2000	D1	0 - 15	56 *U*		56 *U*	290 *U*	290 *U*	290 *U*	290 *U*
ONON2A	SF0163	S361	8/15/2000	D2	0 - 15	56 *U*		56 *U*	290 *U*	290 *U*	290 *U*	290 *U*
ONON2A	SF0014	S361	8/15/2000		15 - 30	74 *UJ*		74 *UJ*	380 *UJ*	380 *UJ*	380 *UJ*	380 *UJ*
ONON2A	SF0015	S362	8/15/2000		0 - 15	53 *U*		53 *U*	270 *U*	270 *U*	270 *U*	270 *U*
ONON2A	SF0016	S362	8/15/2000		15 - 30	58 *U*		58 *U*	300 *UJ*	300 *UJ*	300 *UJ*	300 *UJ*
ONON2A	SF0017	S363	8/15/2000		0 - 2	51 *UJ*		51 *UJ*	260 *UJ*	260 *UJ*	260 *UJ*	260 *UJ*
ONON2A	SF0019	S363	8/15/2000		15 - 30	300 *U*		300 *U*	1,500 *U*	1,500 *U*	1,500 *U*	1,500 *U*
ONON2A	SF0018	S363	8/15/2000	D1	2 - 15	680 *U*		680 *U*	3,500 *U*	3,500 *U*	3,500 *U*	3,500 *U*
ONON2A	SF0175	S363	8/15/2000	D2	2 - 15	68 *U*		68 *U*	350 *U*	350 *U*	350 *U*	350 *U*
ONON2A	SF0031	S369	8/15/2000		0 - 15	57 *U*		57 *U*	290 *U*	290 *U*	290 *U*	290 *U*
ONON2A	SF0032	S369	8/15/2000		15 - 30	59 *U*		59 *U*	300 *U*	300 *U*	300 *U*	300 *U*
ONON2A	SF0033	S370	8/17/2000		0 - 2	55 *UJ*		55 *UJ*	280 *UJ*	280 *UJ*	280 *UJ*	280 *UJ*
ONON2A	SF0034	S370	8/17/2000		2 - 15	51 *UJ*		51 *UJ*	260 *UJ*	260 *UJ*	260 *UJ*	260 *UJ*
ONON2A	SF0035	S370	8/17/2000		15 - 30	55 *UJ*		55 *UJ*	290 *UJ*	290 *UJ*	290 *UJ*	290 *UJ*
ONON2A	SF0050	S372	8/11/2000		0 - 15	57 *U*		57 *U*	290 *U*	290 *U*	290 *U*	290 *U*
ONON2A	SF0039	S372	8/17/2000	D1	15 - 30	55 *UJ*		55 *UJ*	280 *UJ*	280 *UJ*	280 *UJ*	280 *UJ*
ONON2A	SF0165	S372	8/17/2000	D2	15 - 30	54 *UJ*		54 *UJ*	280 *UJ*	280 *UJ*	280 *UJ*	280 *UJ*

Table A-2C. (cont.)

Survey	Sample Number	Survey Station	Date	Duplicates	Depth (cm)	2,4-Dinitro-phenol (µg/kg)	2,4-Dinitro-toluene (µg/kg)	2,6-Dinitro-toluene (µg/kg)	2-Chloro-naphthalene (µg/kg)	2-Chloro-phenol (µg/kg)	2-Methyl-4,6-dinitrophenol (µg/kg)	2-Methyl-naphthalene (µg/kg)	2-Methyl-phenol (µg/kg)
ONON2A	SF0005	S357	8/16/2000		15 - 30	1,500 *UJ*	290 *UJ*	290 *UJ*	57 *UJ*	57 *UJ*	1,500 *UJ*	57 *UJ*	57 *UJ*
ONON2A	SF0008	S359	8/16/2000		0 - 15	1,300 *UJ*	250 *UJ*	250 *UJ*	49 *UJ*	49 *UJ*	1,300 *UJ*	49 *UJ*	49 *UJ*
ONON2A	SF0009	S359	8/16/2000		15 - 30	1,200 *U*	250 *U*	250 *U*	48 *U*	48 *U*	1,200 *U*	48 *U*	48 *U*
ONON2A	SF0010	S360	8/16/2000	D1	0 - 2	1,500 *UJ*	300 *UJ*	300 *UJ*	59 *UJ*	59 *UJ*	1,500 *UJ*	59 *UJ*	59 *UJ*
ONON2A	SF0066	S360	8/16/2000	D2	0 - 2	1,500 *UJ*	300 *UJ*	300 *UJ*	58 *UJ*	58 *UJ*	1,500 *UJ*	58 *UJ*	58 *UJ*
ONON2A	SF0012	S360	8/16/2000	D1	15 - 30	1,400 *UJ*	290 *U*	290 *U*	56 *U*	56 *UJ*	1,400 *UJ*	56 *U*	410 *J*
ONON2A	SF0169	S360	8/16/2000	D2	15 - 30	1,400 *UJ*	290 *UJ*	290 *UJ*	56 *UJ*	56 *UJ*	1,400 *UJ*	56 *UJ*	320 *J*
ONON2A	SF0011	S360	8/16/2000	D1	2 - 15	1,600 *U*	310 *U*	310 *U*	61 *U*	61 *U*	1,600 *U*	61 *U*	220
ONON2A	SF0164	S360	8/16/2000	D2	2 - 15	1,500 *UJ*	300 *UJ*	300 *UJ*	58 *UJ*	58 *UJ*	1,500 *UJ*	58 *UJ*	250 *J*
ONON2A	SF0013	S361	8/15/2000	D1	0 - 15	1,400 *UJ*	290 *U*	290 *U*	56 *U*	56 *U*	1,400 *U*	56 *U*	56 *U*
ONON2A	SF0163	S361	8/15/2000	D2	0 - 15	1,400 *U*	290 *U*	290 *U*	56 *U*	56 *U*	1,400 *U*	56 *U*	56 *U*
ONON2A	SF0014	S361	8/15/2000		15 - 30	2,000 *UJ*	380 *UJ*	380 *UJ*	74 *UJ*	74 *UJ*	2,000 *UJ*	74 *UJ*	74 *UJ*
ONON2A	SF0015	S362	8/15/2000		0 - 15	1,400 *UJ*	270 *U*	270 *U*	53 *U*	53 *U*	1,400 *U*	53 *U*	53 *U*
ONON2A	SF0016	S362	8/15/2000		15 - 30	1,500 *UJ*	300 *U*	300 *U*	58 *U*	58 *UJ*	1,500 *UJ*	58 *U*	120 *J*
ONON2A	SF0017	S363	8/15/2000		0 - 2	1,300 *UJ*	260 *UJ*	260 *UJ*	51 *UJ*	51 *UJ*	1,300 *UJ*	51 *UJ*	51 *UJ*
ONON2A	SF0019	S363	8/15/2000		15 - 30	7,600 *UJ*	1,500 *U*	1,500 *U*	300 *U*	300 *U*	7,600 *U*	300 *U*	300 *U*
ONON2A	SF0018	S363	8/15/2000	D1	2 - 15	18,000 *U*	3,500 *U*	3,500 *U*	680 *U*	680 *U*	18,000 *U*	680 *U*	680 *U*
ONON2A	SF0175	S363	8/15/2000	D2	2 - 15	1,700 *U*	350 *U*	350 *U*	68 *U*	68 *U*	1,700 *U*	68 *U*	68 *U*
ONON2A	SF0031	S369	8/15/2000		0 - 15	1,500 *U*	290 *U*	290 *U*	57 *U*	57 *U*	1,500 *U*	57 *U*	57 *U*
ONON2A	SF0032	S369	8/15/2000		15 - 30	1,500 *U*	300 *U*	300 *U*	59 *U*	59 *U*	1,500 *U*	59 *U*	59 *U*
ONON2A	SF0033	S370	8/17/2000		0 - 2	1,400 *UJ*	280 *UJ*	280 *UJ*	55 *UJ*	55 *UJ*	1,400 *UJ*	55 *UJ*	55 *UJ*
ONON2A	SF0034	S370	8/17/2000		2 - 15	1,300 *UJ*	260 *UJ*	260 *UJ*	51 *UJ*	51 *UJ*	1,300 *UJ*	51 *UJ*	51 *UJ*
ONON2A	SF0035	S370	8/17/2000		15 - 30	1,400 *UJ*	290 *UJ*	290 *UJ*	55 *UJ*	55 *UJ*	1,400 *UJ*	55 *UJ*	55 *UJ*
ONON2A	SF0050	S372	8/11/2000		0 - 15	1,500 *UJ*	290 *U*	290 *U*	57 *U*	57 *U*	1,500 *U*	57 *U*	57 *U*
ONON2A	SF0039	S372	8/17/2000	D1	15 - 30	1,400 *UJ*	280 *UJ*	280 *UJ*	55 *UJ*	55 *UJ*	1,400 *UJ*	55 *UJ*	55 *UJ*
ONON2A	SF0165	S372	8/17/2000	D2	15 - 30	1,400 *UJ*	280 *UJ*	280 *UJ*	54 *UJ*	54 *UJ*	1,400 *UJ*	54 *UJ*	54 *UJ*

Table A-2C. (cont.)

Survey	Sample Number	Survey Station	Date	Duplicates	Depth (cm)	2-Nitro-aniline (µg/kg)	2-Nitro-phenol (µg/kg)	3,3-Dichloro-benzidine (µg/kg)	3-Nitroaniline (µg/kg)	4-Bromo-phenyl-phenyl ether (µg/kg)	4-Chloro-3-methyl phenol (µg/kg)	4-Chloro-aniline (µg/kg)
ONON2A	SF0005	S357	8/16/2000		15 - 30	120 *UJ*	290 *UJ*	57 *UJ*	1,500 *UJ*	57 *UJ*	290 *UJ*	57 *UJ*
ONON2A	SF0008	S359	8/16/2000		0 - 15	100 *UJ*	250 *UJ*	49 *UJ*	1,300 *UJ*	49 *UJ*	250 *UJ*	49 *UJ*
ONON2A	SF0009	S359	8/16/2000		15 - 30	97 *U*	250 *U*	48 *U*	1,200 *U*	48 *U*	250 *U*	48 *U*
ONON2A	SF0010	S360	8/16/2000	D1	0 - 2	120 *UJ*	300 *UJ*	59 *UJ*	1,500 *UJ*	59 *UJ*	300 *UJ*	59 *UJ*
ONON2A	SF0066	S360	8/16/2000	D2	0 - 2	120 *UJ*	300 *UJ*	58 *UJ*	1,500 *UJ*	58 *UJ*	300 *UJ*	58 *UJ*
ONON2A	SF0012	S360	8/16/2000	D1	15 - 30	110 *U*	290 *UJ*	56 *U*	1,400 *U*	56 *U*	290 *UJ*	56 *U*
ONON2A	SF0169	S360	8/16/2000	D2	15 - 30	110 *UJ*	290 *UJ*	56 *UJ*	1,400 *UJ*	56 *UJ*	290 *UJ*	56 *UJ*
ONON2A	SF0011	S360	8/16/2000	D1	2 - 15	120 *U*	310 *U*	61 *U*	1,600 *U*	61 *U*	310 *U*	61 *U*
ONON2A	SF0164	S360	8/16/2000	D2	2 - 15	120 *UJ*	300 *UJ*	58 *UJ*	1,500 *UJ*	58 *UJ*	300 *UJ*	58 *UJ*
ONON2A	SF0013	S361	8/15/2000	D1	0 - 15	110 *U*	290 *U*	56 *U*	1,400 *U*	56 *U*	290 *U*	56 *U*
ONON2A	SF0163	S361	8/15/2000	D2	0 - 15	110 *U*	290 *U*	56 *U*	1,400 *U*	56 *U*	290 *U*	56 *U*
ONON2A	SF0014	S361	8/15/2000		15 - 30	150 *UJ*	380 *UJ*	74 *UJ*	2,000 *UJ*	74 *UJ*	380 *UJ*	74 *UJ*
ONON2A	SF0015	S362	8/15/2000		0 - 15	110 *U*	270 *U*	53 *U*	1,400 *U*	53 *U*	270 *U*	53 *U*
ONON2A	SF0016	S362	8/15/2000		15 - 30	120 *U*	300 *UJ*	58 *U*	1,500 *U*	58 *U*	300 *UJ*	58 *U*
ONON2A	SF0017	S363	8/15/2000		0 - 2	100 *UJ*	260 *UJ*	51 *UJ*	1,300 *UJ*	51 *UJ*	260 *UJ*	51 *UJ*
ONON2A	SF0019	S363	8/15/2000		15 - 30	600 *U*	1,500 *U*	300 *U*	7,600 *U*	300 *U*	1,500 *U*	300 *U*
ONON2A	SF0018	S363	8/15/2000	D1	2 - 15	1,400 *U*	3,500 *U*	680 *U*	18,000 *U*	680 *U*	3,500 *U*	680 *U*
ONON2A	SF0175	S363	8/15/2000	D2	2 - 15	140 *U*	350 *U*	68 *U*	1,700 *U*	68 *U*	350 *U*	68 *U*
ONON2A	SF0031	S369	8/15/2000		0 - 15	120 *U*	290 *U*	57 *U*	1,500 *U*	57 *U*	290 *U*	57 *U*
ONON2A	SF0032	S369	8/15/2000		15 - 30	120 *U*	300 *U*	59 *U*	1,500 *U*	59 *U*	300 *U*	59 *U*
ONON2A	SF0033	S370	8/17/2000		0 - 2	110 *UJ*	280 *UJ*	55 *UJ*	1,400 *UJ*	55 *UJ*	280 *UJ*	55 *UJ*
ONON2A	SF0034	S370	8/17/2000		2 - 15	100 *UJ*	260 *UJ*	51 *UJ*	1,300 *UJ*	51 *UJ*	260 *UJ*	51 *UJ*
ONON2A	SF0035	S370	8/17/2000		15 - 30	110 *UJ*	290 *UJ*	55 *UJ*	1,400 *UJ*	55 *UJ*	290 *UJ*	55 *UJ*
ONON2A	SF0050	S372	8/11/2000		0 - 15	120 *U*	290 *U*	57 *UJ*	1,500 *U*	57 *U*	290 *U*	57 *UJ*
ONON2A	SF0039	S372	8/17/2000	D1	15 - 30	110 *UJ*	280 *UJ*	55 *UJ*	1,400 *UJ*	55 *UJ*	280 *UJ*	55 *UJ*
ONON2A	SF0165	S372	8/17/2000	D2	15 - 30	110 *UJ*	280 *UJ*	54 *UJ*	1,400 *UJ*	54 *UJ*	280 *UJ*	54 *UJ*

Table A-2C. (cont.)

Survey	Sample Number	Survey Station	Date	Duplicates	Depth (cm)	4-Chloro-phenyl-phenyl ether (µg/kg)	4-Methyl-phenol (µg/kg)	4-Nitro-aniline (µg/kg)	4-Nitro-phenol (µg/kg)	Acenaph-thene (µg/kg)	Acenaph-thylene (µg/kg)	Anthracene (µg/kg)	Benz(a)ant hracene (µg/kg)	Benzo(a) pyrene (µg/kg)
ONON2A	SF0005	S357	8/16/2000		15 - 30	57 *UJ*	57 *UJ*	1,500 *UJ*	1,500 *UJ*	57 *UJ*	57 *UJ*	57 *UJ*	57 *UJ*	57 *UJ*
ONON2A	SF0008	S359	8/16/2000		0 - 15	49 *UJ*	49 *UJ*	1,300 *UJ*	1,300 *UJ*	49 *UJ*	49 *UJ*	93 *J*	230 *J*	200 *J*
ONON2A	SF0009	S359	8/16/2000		15 - 30	48 *U*	77	1,200 *U*	1,200 *U*	48 *U*	48 *U*	92	230	230
ONON2A	SF0010	S360	8/16/2000	D1	0 - 2	59 *UJ*	59 *UJ*	1,500 *UJ*	1,500 *UJ*	59 *UJ*	59 *UJ*	59 *UJ*	110 *J*	130 *J*
ONON2A	SF0066	S360	8/16/2000	D2	0 - 2	58 *UJ*	58 *UJ*	1,500 *UJ*	1,500 *UJ*	58 *UJ*	58 *UJ*	58 *UJ*	110 *J*	120 *J*
ONON2A	SF0012	S360	8/16/2000	D1	15 - 30	56 *U*	2,100 *J*	1,400 *U*	1,400 *UJ*	56 *U*	56 *U*	56 *U*	56 *U*	56 *U*
ONON2A	SF0169	S360	8/16/2000	D2	15 - 30	56 *UJ*	1,600 *J*	1,400 *UJ*	1,400 *UJ*	56 *UJ*	56 *UJ*	56 *UJ*	56 *UJ*	56 *UJ*
ONON2A	SF0011	S360	8/16/2000	D1	2 - 15	61 *U*	1,000	1,600 *U*	1,600 *U*	61 *U*	61 *U*	61 *U*	78	95
ONON2A	SF0164	S360	8/16/2000	D2	2 - 15	58 *UJ*	1,100 *J*	1,500 *UJ*	1,500 *UJ*	58 *UJ*	58 *UJ*	58 *UJ*	58 *UJ*	58 *UJ*
ONON2A	SF0013	S361	8/15/2000	D1	0 - 15	56 *U*	56 *U*	1,400 *U*	1,400 *U*	56 *U*	56 *U*	56 *U*	56 *U*	56 *U*
ONON2A	SF0163	S361	8/15/2000	D2	0 - 15	56 *U*	56 *U*	1,400 *U*	1,400 *U*	56 *U*	56 *U*	56 *U*	59	56 *U*
ONON2A	SF0014	S361	8/15/2000		15 - 30	74 *UJ*	74 *UJ*	2,000 *UJ*	2,000 *UJ*	74 *UJ*	74 *UJ*	74 *UJ*	74 *UJ*	74 *UJ*
ONON2A	SF0015	S362	8/15/2000		0 - 15	53 *U*	53 *U*	1,400 *U*	1,400 *U*	53 *U*	53 *U*	53 *U*	53 *U*	53 *U*
ONON2A	SF0016	S362	8/15/2000		15 - 30	58 *U*	610 *J*	1,500 *U*	1,500 *UJ*	58 *U*	58 *U*	58 *U*	58 *U*	58 *U*
ONON2A	SF0017	S363	8/15/2000		0 - 2	51 *UJ*	51 *UJ*	1,300 *UJ*	1,300 *UJ*	51 *UJ*	51 *UJ*	51 *UJ*	51 *UJ*	51 *UJ*
ONON2A	SF0019	S363	8/15/2000		15 - 30	300 *U*	300	7,600 *U*	7,600 *U*	300 *U*	300 *U*	300 *U*	300 *U*	300 *U*
ONON2A	SF0018	S363	8/15/2000	D1	2 - 15	680 *U*	680 *U*	18,000 *U*	18,000 *U*	680 *U*	680 *U*	680 *U*	680 *U*	680 *U*
ONON2A	SF0175	S363	8/15/2000	D2	2 - 15	68 *U*	68 *U*	1,700 *U*	1,700 *U*	68 *U*	68 *U*	68 *U*	68 *U*	68 *U*
ONON2A	SF0031	S369	8/15/2000		0 - 15	57 *U*	57 *U*	1,500 *U*	1,500 *U*	57 *U*	57 *U*	57 *U*	57 *U*	57 *U*
ONON2A	SF0032	S369	8/15/2000		15 - 30	59 *U*	59 *U*	1,500 *U*	1,500 *U*	59 *U*	59 *U*	59 *U*	59 *U*	59 *U*
ONON2A	SF0033	S370	8/17/2000		0 - 2	55 *UJ*	55 *UJ*	1,400 *UJ*	1,400 *UJ*	55 *UJ*	55 *UJ*	55 *UJ*	55 *UJ*	58 *J*
ONON2A	SF0034	S370	8/17/2000		2 - 15	51 *UJ*	51 *UJ*	1,300 *UJ*	1,300 *UJ*	51 *UJ*	51 *UJ*	51 *UJ*	51 *UJ*	51 *UJ*
ONON2A	SF0035	S370	8/17/2000		15 - 30	55 *UJ*	55 *UJ*	1,400 *UJ*	1,400 *UJ*	55 *UJ*	55 *UJ*	55 *UJ*	55 *UJ*	55 *UJ*
ONON2A	SF0050	S372	8/11/2000		0 - 15	57 *U*	57 *U*	1,500 *U*	1,500 *U*	57 *U*	57 *U*	57 *U*	57 *U*	57 *U*
ONON2A	SF0039	S372	8/17/2000	D1	15 - 30	55 *UJ*	55 *UJ*	1,400 *UJ*	1,400 *UJ*	55 *UJ*	55 *UJ*	55 *UJ*	55 *UJ*	55 *UJ*
ONON2A	SF0165	S372	8/17/2000	D2	15 - 30	54 *UJ*	54 *UJ*	1,400 *UJ*	1,400 *UJ*	54 *UJ*	54 *UJ*	54 *UJ*	54 *UJ*	54 *UJ*

Table A-2C. (cont.)

Survey	Sample Number	Survey Station	Date	Duplicates	Depth (cm)	Benzo(b) fluoranthene (µg/kg)	Benzo(g,h,i) perylene (µg/kg)	Benzo(k) fluoranthene (µg/kg)	Benzyl Alcohol (µg/kg)	Bis(2-chloroethoxy) methane (µg/kg)	Bis(2-chloroethyl) ether (µg/kg)	Bis(2-ethyl hexyl) phthalate (µg/kg)	Butylbenzyl phthalate (µg/kg)
ONON2A	SF0005	S357	8/16/2000		15 - 30	57 *UJ*	57 *UJ*	57 *UJ*	290 *UJ*	57 *UJ*	57 *UJ*	57 *UJ*	57 *UJ*
ONON2A	SF0008	S359	8/16/2000		0 - 15	170 *J*	110 *J*	170 *J*	250 *UJ*	49 *UJ*	49 *UJ*	49 *UJ*	49 *UJ*
ONON2A	SF0009	S359	8/16/2000		15 - 30	200	150	200	250 *U*	48 *U*	48 *U*	77 *U*	48 *U*
ONON2A	SF0010	S360	8/16/2000	D1	0 - 2	120 *J*	85 *J*	120 *J*	300 *UJ*	59 *UJ*	59 *UJ*	120 *UJ*	59 *UJ*
ONON2A	SF0066	S360	8/16/2000	D2	0 - 2	120 *J*	89 *J*	110 *J*	300 *UJ*	58 *UJ*	58 *UJ*	100 *UJ*	58 *UJ*
ONON2A	SF0012	S360	8/16/2000	D1	15 - 30	56 *U*	56 *U*	56 *U*	290 *UJ*	56 *U*	56 *U*	56 *U*	56 *U*
ONON2A	SF0169	S360	8/16/2000	D2	15 - 30	56 *UJ*	56 *UJ*	56 *UJ*	290 *UJ*	56 *UJ*	56 *UJ*	56 *UJ*	56 *UJ*
ONON2A	SF0011	S360	8/16/2000	D1	2 - 15	89	66	93	310 *U*	61 *U*	61 *U*	100 *U*	61 *U*
ONON2A	SF0164	S360	8/16/2000	D2	2 - 15	58 *UJ*	58 *UJ*	58 *UJ*	300 *UJ*	58 *UJ*	58 *UJ*	110 *UJ*	58 *UJ*
ONON2A	SF0013	S361	8/15/2000	D1	0 - 15	56 *U*	56 *U*	56 *U*	290 *U*	56 *U*	56 *U*	56 *U*	56 *U*
ONON2A	SF0163	S361	8/15/2000	D2	0 - 15	56 *U*	56 *U*	56 *U*	290 *U*	56 *U*	56 *U*	56 *U*	56 *U*
ONON2A	SF0014	S361	8/15/2000		15 - 30	74 *UJ*	74 *UJ*	74 *UJ*	380 *UJ*	74 *UJ*	74 *UJ*	74 *UJ*	74 *UJ*
ONON2A	SF0015	S362	8/15/2000		0 - 15	53 *U*	53 *U*	53 *U*	270 *U*	53 *U*	53 *U*	53 *U*	53 *U*
ONON2A	SF0016	S362	8/15/2000		15 - 30	58 *U*	58 *U*	58 *U*	300 *UJ*	58 *U*	58 *U*	58 *U*	58 *U*
ONON2A	SF0017	S363	8/15/2000		0 - 2	51 *UJ*	51 *UJ*	51 *UJ*	260 *UJ*	51 *UJ*	51 *UJ*	74 *UJ*	51 *UJ*
ONON2A	SF0019	S363	8/15/2000		15 - 30	300 *U*	300 *U*	300 *U*	1,500 *U*	300 *U*	300 *U*	300 *U*	300 *U*
ONON2A	SF0018	S363	8/15/2000	D1	2 - 15	680 *U*	680 *U*	680 *U*	3,500 *U*	680 *U*	680 *U*	680 *U*	680 *U*
ONON2A	SF0175	S363	8/15/2000	D2	2 - 15	68 *U*	68 *U*	68 *U*	350 *U*	68 *U*	68 *U*	68 *U*	68 *U*
ONON2A	SF0031	S369	8/15/2000		0 - 15	57 *U*	57 *U*	57 *U*	290 *U*	57 *U*	57 *U*	57 *U*	57 *U*
ONON2A	SF0032	S369	8/15/2000		15 - 30	59 *U*	59 *U*	59 *U*	300 *U*	59 *U*	59 *U*	59 *U*	59 *U*
ONON2A	SF0033	S370	8/17/2000		0 - 2	55 *UJ*	55 *UJ*	55 *UJ*	280 *UJ*	55 *UJ*	55 *UJ*	62 *J*	55 *UJ*
ONON2A	SF0034	S370	8/17/2000		2 - 15	51 *UJ*	51 *UJ*	51 *UJ*	260 *UJ*	51 *UJ*	51 *UJ*	55 *J*	51 *UJ*
ONON2A	SF0035	S370	8/17/2000		15 - 30	55 *UJ*	55 *UJ*	55 *UJ*	290 *UJ*	55 *UJ*	55 *UJ*	57 *J*	55 *UJ*
ONON2A	SF0050	S372	8/11/2000		0 - 15	57 *U*	57 *U*	57 *U*	290 *U*	57 *U*	57 *U*	100	57 *U*
ONON2A	SF0039	S372	8/17/2000	D1	15 - 30	55 *UJ*	55 *UJ*	55 *UJ*	280 *UJ*	55 *UJ*	55 *UJ*	55 *UJ*	55 *UJ*
ONON2A	SF0165	S372	8/17/2000	D2	15 - 30	54 *UJ*	54 *UJ*	54 *UJ*	280 *UJ*	54 *UJ*	54 *UJ*	64 *J*	54 *UJ*

Table A-2C. (cont.)

Survey	Sample Number	Survey Station	Date	Duplicates	Depth (cm)	Carbazole (µg/kg)	Chrysene (µg/kg)	Dibenz(a,h) anthracene (µg/kg)	Dibenzofuran (µg/kg)	Diethyl phthalate (µg/kg)	Dimethyl phthalate (µg/kg)	Di-n-butyl phthalate (µg/kg)	Di-n-octyl phthalate (µg/kg)
ONON2A	SF0005	S357	8/16/2000		15 - 30	57 *UJ*	57 *UJ*	57 *UJ*	57 *UJ*	57 *UJ*	57 *UJ*	57 *UJ*	57 *UJ*
ONON2A	SF0008	S359	8/16/2000		0 - 15	56 *J*	270 *J*	49 *UJ*	49 *UJ*	49 *UJ*	49 *UJ*	49 *UJ*	49 *UJ*
ONON2A	SF0009	S359	8/16/2000		15 - 30	48 *U*	250	53	48 *U*	48 *U*	48 *U*	48 *U*	48 *U*
ONON2A	SF0010	S360	8/16/2000	D1	0 - 2	59 *UJ*	150 *J*	59 *UJ*	59 *UJ*	59 *UJ*	59 *UJ*	59 *UJ*	59 *UJ*
ONON2A	SF0066	S360	8/16/2000	D2	0 - 2	58 *UJ*	140 *J*	58 *UJ*	58 *UJ*	58 *UJ*	58 *UJ*	58 *UJ*	58 *UJ*
ONON2A	SF0012	S360	8/16/2000	D1	15 - 30	56 *U*	56 *U*	56 *U*	56 *U*	56 *U*	56 *U*	56 *U*	56 *U*
ONON2A	SF0169	S360	8/16/2000	D2	15 - 30	56 *UJ*	56 *UJ*	56 *UJ*	56 *UJ*	56 *UJ*	56 *UJ*	56 *UJ*	56 *UJ*
ONON2A	SF0011	S360	8/16/2000	D1	2 - 15	61 *U*	110	61 *U*	61 *U*	61 *U*	61 *U*	61 *U*	61 *U*
ONON2A	SF0164	S360	8/16/2000	D2	2 - 15	58 *UJ*	60 *J*	58 *UJ*	58 *UJ*	58 *UJ*	58 *UJ*	58 *UJ*	58 *UJ*
ONON2A	SF0013	S361	8/15/2000	D1	0 - 15	56 *U*	56 *U*	56 *U*	56 *U*	56 *U*	56 *U*	56 *U*	56 *U*
ONON2A	SF0163	S361	8/15/2000	D2	0 - 15	56 *U*	63	56 *U*	56 *U*	56 *U*	56 *U*	56 *U*	56 *U*
ONON2A	SF0014	S361	8/15/2000		15 - 30	74 *UJ*	74 *UJ*	74 *UJ*	74 *UJ*	74 *UJ*	74 *UJ*	74 *UJ*	74 *UJ*
ONON2A	SF0015	S362	8/15/2000		0 - 15	53 *U*	53 *U*	53 *U*	53 *U*	53 *U*	53 *U*	53 *U*	53 *U*
ONON2A	SF0016	S362	8/15/2000		15 - 30	58 *U*	58 *U*	58 *U*	58 *U*	58 *U*	58 *U*	58 *U*	58 *U*
ONON2A	SF0017	S363	8/15/2000		0 - 2	51 *UJ*	51 *UJ*	51 *UJ*	51 *UJ*	51 *UJ*	51 *UJ*	51 *UJ*	51 *UJ*
ONON2A	SF0019	S363	8/15/2000		15 - 30	300 *U*	300 *U*	300 *U*	300 *U*	300 *U*	300 *U*	300 *U*	300 *U*
ONON2A	SF0018	S363	8/15/2000	D1	2 - 15	680 *U*	680 *U*	680 *U*	680 *U*	680 *U*	680 *U*	680 *U*	680 *U*
ONON2A	SF0175	S363	8/15/2000	D2	2 - 15	68 *U*	68 *U*	68 *U*	68 *U*	68 *U*	68 *U*	68 *U*	68 *U*
ONON2A	SF0031	S369	8/15/2000		0 - 15	57 *U*	57 *U*	57 *U*	57 *U*	57 *U*	57 *U*	74 *U*	57 *U*
ONON2A	SF0032	S369	8/15/2000		15 - 30	59 *U*	59 *U*	59 *U*	59 *U*	59 *U*	59 *U*	59 *U*	59 *U*
ONON2A	SF0033	S370	8/17/2000		0 - 2	55 *UJ*	55 *UJ*	55 *UJ*	55 *UJ*	55 *UJ*	55 *UJ*	55 *UJ*	55 *UJ*
ONON2A	SF0034	S370	8/17/2000		2 - 15	51 *UJ*	51 *UJ*	51 *UJ*	51 *UJ*	51 *UJ*	51 *UJ*	51 *UJ*	51 *UJ*
ONON2A	SF0035	S370	8/17/2000		15 - 30	55 *UJ*	55 *UJ*	55 *UJ*	55 *UJ*	55 *UJ*	55 *UJ*	55 *UJ*	55 *UJ*
ONON2A	SF0050	S372	8/11/2000		0 - 15	57 *U*	57 *U*	57 *U*	57 *U*	57 *U*	57 *U*	57 *U*	57 *U*
ONON2A	SF0039	S372	8/17/2000	D1	15 - 30	55 *UJ*	55 *UJ*	55 *UJ*	55 *UJ*	55 *UJ*	55 *UJ*	55 *UJ*	55 *UJ*
ONON2A	SF0165	S372	8/17/2000	D2	15 - 30	54 *UJ*	54 *UJ*	54 *UJ*	54 *UJ*	54 *UJ*	54 *UJ*	54 *UJ*	54 *UJ*

Table A-2C. (cont.)

Survey	Sample Number	Survey Station	Date	Duplicates	Depth (cm)	Fluoranthene (µg/kg)	Fluorene (µg/kg)	Hexachlorobenzene (GC/ECD) (µg/kg)	Hexachlorobenzene (GC/MS) (µg/kg)	Final HCB Value (µg/kg)
ONON2A	SF0005	S357	8/16/2000		15 - 30	57 *UJ*	57 *UJ*	1.09 *UJ*	57 *UJ*	1.09 *UJ*
ONON2A	SF0008	S359	8/16/2000		0 - 15	610 *J*	49 *UJ*	10 *J*	49 *UJ*	10 *J*
ONON2A	SF0009	S359	8/16/2000		15 - 30	510	48 *U*	8.42 *J*	48 *U*	8.42 *J*
ONON2A	SF0010	S360	8/16/2000	D1	0 - 2	260 *J*	59 *UJ*	247 *J*	59 *UJ*	153 [1]
ONON2A	SF0066	S360	8/16/2000	D2	0 - 2	250 *J*	58 *UJ*	16.6 *J*	58 *UJ*	16.6 *J*
ONON2A	SF0012	S360	8/16/2000	D1	15 - 30	80	56 *U*	1.08 *UJ*	56 *U*	1.08 *UJ*
ONON2A	SF0169	S360	8/16/2000	D2	15 - 30	56 *UJ*	56 *UJ*	1.07 *UJ*	56 *UJ*	1.07 *UJ*
ONON2A	SF0011	S360	8/16/2000	D1	2 - 15	190	61 *U*	64.2 *J*	61 *U*	62.6 [1]
ONON2A	SF0164	S360	8/16/2000	D2	2 - 15	100 *J*	58 *UJ*	3.52 *J*	58 *UJ*	3.52 *J*
ONON2A	SF0013	S361	8/15/2000	D1	0 - 15	56 *U*	56 *U*	1.09 *UJ*	56 *U*	1.09 *UJ*
ONON2A	SF0163	S361	8/15/2000	D2	0 - 15	90	56 *U*	1.04 *U*	56 *U*	1.04 *U*
ONON2A	SF0014	S361	8/15/2000		15 - 30	74 *UJ*	74 *UJ*	1.02 *UJ*	74 *UJ*	1.02 *UJ*
ONON2A	SF0015	S362	8/15/2000		0 - 15	53 *U*	53 *U*	1.07 *UJ*	53 *U*	1.07 *UJ*
ONON2A	SF0016	S362	8/15/2000		15 - 30	58 *U*	58 *U*	1.05 *UJ*	58 *U*	1.05 *UJ*
ONON2A	SF0017	S363	8/15/2000		0 - 2	51 *UJ*	51 *UJ*	4.33	51 *UJ*	4.33 *J*
ONON2A	SF0019	S363	8/15/2000		15 - 30	300 *U*	300 *U*	1.08 *UJ*	300 *U*	1.08 *UJ*
ONON2A	SF0018	S363	8/15/2000	D1	2 - 15	680 *U*	680 *U*	1.08 *UJ*	680 *U*	1.08 *UJ*
ONON2A	SF0175	S363	8/15/2000	D2	2 - 15	93	68 *U*	1.08 *U*	68 *U*	1.08 *U*
ONON2A	SF0031	S369	8/15/2000		0 - 15	57 *U*	57 *U*	1.07 *U*	57 *U*	1.07 *U*
ONON2A	SF0032	S369	8/15/2000		15 - 30	59 *U*	59 *U*	1.07 *U*	59 *U*	1.07 *U*
ONON2A	SF0033	S370	8/17/2000		0 - 2	72 *J*	55 *UJ*	*R*	55 *UJ*	55 *UJ*
ONON2A	SF0034	S370	8/17/2000		2 - 15	73 *J*	51 *UJ*	1.1 *UJ*	51 *UJ*	1.1 *UJ*
ONON2A	SF0035	S370	8/17/2000		15 - 30	55 *UJ*	55 *UJ*	*R*	55 *UJ*	55 *UJ*
ONON2A	SF0050	S372	8/11/2000		0 - 15	57 *U*	57 *U*	1.06 *UJ*	57 *U*	1.06 *UJ*
ONON2A	SF0039	S372	8/17/2000	D1	15 - 30	55 *UJ*	55 *UJ*	*R*	55 *UJ*	55 *UJ*
ONON2A	SF0165	S372	8/17/2000	D2	15 - 30	54 *UJ*	54 *UJ*	*R*	54 *UJ*	54 *UJ*

Table A-2C. (cont.)

Survey	Sample Number	Survey Station	Date	Duplicates	Depth (cm)	Hexachloro butadiene (µg/kg)	Hexachloro-cyclopentadiene (µg/kg)	Hexachloro-ethane (µg/kg)	Indeno(1,2,3-cd) pyrene (µg/kg)	Isophorone (µg/kg)	Naphthalene (µg/kg)	Nitrobenzene (µg/kg)
ONON2A	SF0005	S357	8/16/2000		15 - 30	57 *UJ*	290 *UJ*	57 *UJ*	57 *UJ*	57 *UJ*	57 *UJ*	57 *UJ*
ONON2A	SF0008	S359	8/16/2000		0 - 15	49 *UJ*	250 *UJ*	49 *UJ*	100 *J*	49 *UJ*	49 *UJ*	49 *UJ*
ONON2A	SF0009	S359	8/16/2000		15 - 30	48 *U*	250 *U*	48 *U*	140	48 *U*	48 *U*	48 *U*
ONON2A	SF0010	S360	8/16/2000	D1	0 - 2	59 *UJ*	300 *UJ*	59 *UJ*	80 *J*	59 *UJ*	59 *UJ*	59 *UJ*
ONON2A	SF0066	S360	8/16/2000	D2	0 - 2	58 *UJ*	300 *UJ*	58 *UJ*	82 *J*	58 *UJ*	58 *UJ*	58 *UJ*
ONON2A	SF0012	S360	8/16/2000	D1	15 - 30	56 *U*	290 *U*	56 *U*	56 *U*	56 *U*	56 *U*	56 *U*
ONON2A	SF0169	S360	8/16/2000	D2	15 - 30	56 *UJ*	290 *UJ*	56 *UJ*	56 *UJ*	56 *UJ*	56 *UJ*	56 *UJ*
ONON2A	SF0011	S360	8/16/2000	D1	2 - 15	61 *U*	310 *U*	61 *U*	61 *U*	61 *U*	61 *U*	61 *U*
ONON2A	SF0164	S360	8/16/2000	D2	2 - 15	58 *UJ*	300 *UJ*	58 *UJ*	58 *UJ*	58 *UJ*	58 *UJ*	58 *UJ*
ONON2A	SF0013	S361	8/15/2000	D1	0 - 15	56 *U*	290 *UJ*	56 *U*	56 *U*	56 *U*	56 *U*	56 *U*
ONON2A	SF0163	S361	8/15/2000	D2	0 - 15	56 *U*	290 *U*	56 *U*	56 *U*	56 *U*	56 *U*	56 *U*
ONON2A	SF0014	S361	8/15/2000		15 - 30	74 *UJ*	380 *UJ*	74 *UJ*	74 *UJ*	74 *UJ*	74 *UJ*	74 *UJ*
ONON2A	SF0015	S362	8/15/2000		0 - 15	53 *U*	270 *UJ*	53 *U*	53 *U*	53 *U*	53 *U*	53 *U*
ONON2A	SF0016	S362	8/15/2000		15 - 30	58 *U*	300 *UJ*	58 *U*	58 *U*	58 *U*	58 *U*	58 *U*
ONON2A	SF0017	S363	8/15/2000		0 - 2	51 *UJ*	260 *UJ*	51 *UJ*	51 *UJ*	51 *UJ*	3,100 *J*	51 *UJ*
ONON2A	SF0019	S363	8/15/2000		15 - 30	300 *U*	1,500 *UJ*	300 *U*	300 *U*	300 *U*	14,000	300 *U*
ONON2A	SF0018	S363	8/15/2000	D1	2 - 15	680 *U*	3,500 *U*	680 *U*	680 *U*	680 *U*	22,000	680 *U*
ONON2A	SF0175	S363	8/15/2000	D2	2 - 15	68 *U*	350 *U*	68 *U*	68 *U*	68 *U*	68 *U*	68 *U*
ONON2A	SF0031	S369	8/15/2000		0 - 15	57 *U*	290 *U*	57 *U*	57 *U*	57 *U*	57 *U*	57 *U*
ONON2A	SF0032	S369	8/15/2000		15 - 30	59 *U*	300 *U*	59 *U*	59 *U*	59 *U*	59 *U*	59 *U*
ONON2A	SF0033	S370	8/17/2000		0 - 2	55 *UJ*	280 *UJ*	55 *UJ*	55 *UJ*	55 *UJ*	55 *UJ*	55 *UJ*
ONON2A	SF0034	S370	8/17/2000		2 - 15	51 *UJ*	260 *UJ*	51 *UJ*	51 *UJ*	51 *UJ*	51 *UJ*	51 *UJ*
ONON2A	SF0035	S370	8/17/2000		15 - 30	55 *UJ*	290 *UJ*	55 *UJ*	55 *UJ*	55 *UJ*	55 *UJ*	55 *UJ*
ONON2A	SF0050	S372	8/11/2000		0 - 15	57 *U*	290 *U*	57 *U*	57 *U*	57 *U*	57 *U*	57 *U*
ONON2A	SF0039	S372	8/17/2000	D1	15 - 30	55 *UJ*	280 *UJ*	55 *UJ*	55 *UJ*	55 *UJ*	55 *UJ*	55 *UJ*
ONON2A	SF0165	S372	8/17/2000	D2	15 - 30	54 *UJ*	280 *UJ*	54 *UJ*	54 *UJ*	54 *UJ*	54 *UJ*	54 *UJ*

Table A-2C. (cont.)

Survey	Sample Number	Survey Station	Date	Duplicates	Depth (cm)	N-Nitroso dimethylamine (µg/kg)	N-nitroso-di-n-propylamine (µg/kg)	N-Nitroso diphenylamine (µg/kg)	Pentachloro-benzene (µg/kg)	Pentachloro-phenol (µg/kg)	Phenanthrene (µg/kg)	Phenol (µg/kg)	Pyrene (µg/kg)
ONON2A	SF0005	S357	8/16/2000		15 - 30	290 *UJ*	57 *UJ*	57 *UJ*		1,500 *UJ*	57 *UJ*	57 *UJ*	57 *UJ*
ONON2A	SF0008	S359	8/16/2000		0 - 15	250 *UJ*	49 *UJ*	49 *UJ*		1,300 *UJ*	450 *J*	49 *UJ*	480 *J*
ONON2A	SF0009	S359	8/16/2000		15 - 30	250 *U*	48 *U*	48 *U*		1,200 *U*	320	48 *U*	390
ONON2A	SF0010	S360	8/16/2000	D1	0 - 2	300 *UJ*	59 *UJ*	59 *UJ*		1,500 *UJ*	110 *J*	59 *UJ*	200 *J*
ONON2A	SF0066	S360	8/16/2000	D2	0 - 2	300 *UJ*	58 *UJ*	58 *UJ*		1,500 *UJ*	93 *J*	58 *UJ*	200 *J*
ONON2A	SF0012	S360	8/16/2000	D1	15 - 30	290 *U*	56 *U*	56 *U*		1,400 *UJ*	56 *U*	1100 *J*	73
ONON2A	SF0169	S360	8/16/2000	D2	15 - 30	290 *UJ*	56 *UJ*	56 *UJ*		1,400 *UJ*	56 *UJ*	890 *J*	56 *UJ*
ONON2A	SF0011	S360	8/16/2000	D1	2 - 15	310 *U*	61 *U*	61 *U*		1,600 *U*	61 *U*	540	150
ONON2A	SF0164	S360	8/16/2000	D2	2 - 15	300 *UJ*	58 *UJ*	58 *UJ*		1,500 *UJ*	58 *UJ*	630 *J*	87 *J*
ONON2A	SF0013	S361	8/15/2000	D1	0 - 15	290 *U*	56 *U*	56 *U*		1,400 *U*	56 *U*	56 *U*	56 *U*
ONON2A	SF0163	S361	8/15/2000	D2	0 - 15	290 *U*	56 *U*	56 *U*		1,400 *U*	56 *U*	56 *U*	100
ONON2A	SF0014	S361	8/15/2000		15 - 30	380 *UJ*	74 *UJ*	74 *UJ*		2,000 *UJ*	74 *UJ*	74 *UJ*	74 *UJ*
ONON2A	SF0015	S362	8/15/2000		0 - 15	270 *U*	53 *U*	53 *U*		1,400 *U*	53 *U*	53 *U*	53 *U*
ONON2A	SF0016	S362	8/15/2000		15 - 30	300 *U*	58 *U*	58 *U*		1,500 *UJ*	58 *U*	390 *J*	58 *U*
ONON2A	SF0017	S363	8/15/2000		0 - 2	260 *UJ*	51 *UJ*	51 *UJ*		1,300 *UJ*	51 *UJ*	510 *J*	51 *UJ*
ONON2A	SF0019	S363	8/15/2000		15 - 30	1,500 *U*	300 *U*	300 *U*		7,600 *U*	300 *U*	470	300 *U*
ONON2A	SF0018	S363	8/15/2000	D1	2 - 15	3,500 *U*	680 *U*	680 *U*		18,000 *U*	680 *U*	680 *U*	680 *U*
ONON2A	SF0175	S363	8/15/2000	D2	2 - 15	350 *U*	68 *U*	68 *U*		1,700 *U*	68 *U*	68 *U*	110
ONON2A	SF0031	S369	8/15/2000		0 - 15	290 *U*	57 *U*	57 *U*		1,500 *U*	57 *U*	57 *U*	57 *U*
ONON2A	SF0032	S369	8/15/2000		15 - 30	300 *U*	59 *U*	59 *U*		1,500 *U*	59 *U*	59 *U*	59 *U*
ONON2A	SF0033	S370	8/17/2000		0 - 2	280 *UJ*	55 *UJ*	55 *UJ*		1,400 *UJ*	55 *UJ*	55 *UJ*	64 *J*
ONON2A	SF0034	S370	8/17/2000		2 - 15	260 *UJ*	51 *UJ*	51 *UJ*		1,300 *UJ*	51 *UJ*	51 *UJ*	71 *J*
ONON2A	SF0035	S370	8/17/2000		15 - 30	290 *UJ*	55 *UJ*	55 *UJ*		1,400 *UJ*	55 *UJ*	55 *UJ*	55 *UJ*
ONON2A	SF0050	S372	8/11/2000		0 - 15	290 *U*	57 *U*	57 *U*		1,500 *U*	57 *U*	57 *U*	57 *U*
ONON2A	SF0039	S372	8/17/2000	D1	15 - 30	280 *UJ*	55 *UJ*	55 *UJ*		1,400 *UJ*	55 *UJ*	55 *UJ*	55 *UJ*
ONON2A	SF0165	S372	8/17/2000	D2	15 - 30	280 *UJ*	54 *UJ*	54 *UJ*		1,400 *UJ*	54 *UJ*	54 *UJ*	54 *UJ*

Notes:

[1]When HCB results for the two methods were inconsistent, the average was taken

[2] Dichlorobenzene and trichlorobenzene are calculated parameters

J - estimated

U - not detected at reported quantitation limit

R - rejected datum

Table A-2D. Northern Basin Nearshore Sediments – Pesticide Data

Survey	Sample Number	Survey Station	Date	Duplicates	Depth (cm)	4,4'-DDD (µg/kg)	4,4'-DDE (µg/kg)	4,4'-DDT (µg/kg)	Aldrin (µg/kg)	alpha-BHC (µg/kg)	beta-BHC (µg/kg)	delta-BHC (µg/kg)	gamma-BHC (Lindane) (µg/kg)	Dieldrin (µg/kg)	Endosulfan I (µg/kg)	Endosulfan II (µg/kg)
O-SEDCHM	S00020	S53	5/9/1992		0 - 30	9.1 *U*	9.1 *U*	9.1 *U*	4.7 *U*	4.7 *U*	4.7 *U*	4.7 *U*	4.7 *U*	9.1 *U*	4.7 *U*	9.1 *U*
O-SEDCHM	S00529	S53	7/27/1992		0 - 2	7.2 *U*	7.2 *U*	7.2 *U*	3.7 *U*	3.7 *U*	3.7 *U*	3.7 *U*	3.7 *U*	7.2 *U*	3.7 *U*	7.2 *U*
O-SEDCHM	S00067	S66	5/11/1992		0 - 30	5.4 *U*	5.4 *U*	5.4 *U*	2.8 *U*	2.8 *U*	2.8 *U*	2.8 *U*	2.8 *U*	5.4 *U*	2.8 *U*	5.4 *U*
O-SEDCHM	S00601	S66	8/10/1992		0 - 2	5.2 *U*	5.2 *U*	5.2 *U*	2.7 *U*	2.7 *U*	2.7 *U*	2.7 *U*	2.7 *U*	5.2 *U*	2.7 *U*	5.2 *U*
O-SEDCHM	S00023	S81	5/9/1992		0 - 30	6.2 *U*	6.2 *U*	6.2 *U*	3.2 *U*	3.2 *U*	3.2 *U*	3.2 *U*	3.2 *U*	6.2 *U*	3.2 *U*	6.2 *U*
O-SEDCHM	S00520	S81	7/24/1992		0 - 2	6.6 *U*	6.6 *U*	6.6 *U*	3.4 *U*	3.4 *U*	3.4 *U*	3.4 *U*	3.4 *U*	6.6 *U*	3.4 *U*	6.6 *U*
O-SEDCHM	S00032	S93	5/9/1992		0 - 30	5.9 *U*	5.9 *U*	5.9 *U*	3 *U*	3 *U*	3 *U*	3 *U*	3 *U*	5.9 *U*	3 *U*	5.9 *U*
O-SEDCHM	S00550	S93	7/31/1992		0 - 2	5.6 *U*	5.6 *U*	5.6 *U*	2.9 *U*	2.9 *U*	2.9 *U*	2.9 *U*	2.9 *U*	5.6 *U*	2.9 *U*	5.6 *U*
O-SEDCHM	S00059	S100	5/11/1992		0 - 30	6.9 *U*	6.9 *U*	6.9 *U*	3.5 *U*	3.5 *U*	3.5 *U*	3.5 *U*	3.5 *U*	6.9 *U*	3.5 *U*	6.9 *U*
O-SEDCHM	S00608	S100	8/11/1992		0 - 2	6.4 *U*	6.4 *U*	6.4 *U*	3.3 *U*	3.3 *U*	3.3 *U*	3.3 *U*	3.3 *U*	6.4 *U*	3.3 *U*	6.4 *U*
O-SEDCHM	S00029	S113	5/9/1992		0 - 30	5.6 *U*	5.6 *U*	5.6 *U*	2.9 *U*	2.9 *U*	2.9 *U*	2.9 *U*	2.9 *U*	5.6 *U*	2.9 *U*	5.6 *U*
O-SEDCHM	S00577	S113	8/5/1992		0 - 2	5.6 *U*	5.6 *U*	5.6 *U*	2.9 *U*	2.9 *U*	2.9 *U*	2.9 *U*	2.9 *U*	5.6 *U*	2.9 *U*	5.6 *U*
ONON2A	SF0052	S304	8/9/2000		0 - 15	1.06 *UJ*	1.06 *UJ*	1.48 *J*	1.06 *U*	1.06 *UJ*	1.06 *UJ*	*R*	1.06 *UJ*	1.27 *J*	1.06 *UJ*	1.06 *UJ*
ONON2A	SF0053	S304	8/9/2000		15 - 30	1 *UJ*	1 *UJ*	2.69 *J*	1 *U*	1 *UJ*	1 *UJ*	*R*	1 *UJ*	1 *U*	1 *UJ*	1 *UJ*
ONON2A	VC0212	S306	7/21/2000		0 - 15	1 *UJ*	1 *UJ*	1 *UJ*	1 *UJ*	1 *UJ*	1 *UJ*	1 *UJ*	1 *UJ*	1 *UJ*	1 *UJ*	1 *UJ*
ONON2A	VC0213	S306	7/21/2000		15 - 30	1 *UJ*	1 *UJ*	1 *UJ*	1 *UJ*	1 *UJ*	1 *UJ*	1 *UJ*	1 *UJ*	1 *UJ*	1 *UJ*	1 *UJ*
ONON2A	SF0001	S356	8/16/2000		0 - 15	*R*	1.06 *UJ*	*R*	1.06 *U*	1.06 *UJ*	1.06 *UJ*	*R*	*R*	1.06 *U*	1.06 *UJ*	*R*
ONON2A	SF0002	S356	8/16/2000		15 - 30	*R*	1.08 *UJ*	*R*	1.08 *U*	1.08 *UJ*	1.08 *UJ*	*R*	*R*	1.08 *U*	1.08 *UJ*	*R*
ONON2A	SF0003	S357	8/16/2000		0 - 2	*R*	1.06 *UJ*	*R*	1.06 *U*	1.06 *UJ*	1.06 *UJ*	*R*	*R*	1.06 *U*	1.06 *UJ*	*R*
ONON2A	SF0004	S357	8/16/2000		2 - 15	*R*	1.05 *UJ*	*R*	1.05 *U*	1.05 *UJ*	1.05 *UJ*	*R*	*R*	1.05 *U*	1.05 *UJ*	*R*
ONON2A	SF0005	S357	8/16/2000		15 - 30	*R*	1.09 *UJ*	*R*	1.09 *UJ*	1.09 *UJ*	1.09 *UJ*	*R*	*R*	1.09 *UJ*	1.09 *UJ*	*R*
ONON2A	SF0006	S358	8/16/2000		0 - 15	*R*	1.06 *UJ*	*R*	1.06 *UJ*	1.06 *UJ*	1.06 *UJ*	*R*	*R*	1.06 *UJ*	1.06 *UJ*	*R*
ONON2A	SF0007	S358	8/16/2000		15 - 30	*R*	1.61 *J*	*R*	1.04 *U*	1.04 *UJ*	1.04 *UJ*	*R*	*R*	1.04 *UJ*	1.04 *UJ*	*R*
ONON2A	SF0008	S359	8/16/2000		0 - 15	*R*	1.08 *UJ*	1.3 *J*	1.08 *UJ*	1.08 *UJ*	1.08 *UJ*	*R*	*R*	1.34 *J*	1.08 *UJ*	*R*
ONON2A	SF0009	S359	8/16/2000		15 - 30	*R*	*R*	30.6 *J*	1.06 *UJ*	1.06 *UJ*	1.06 *UJ*	*R*	*R*	24.3 *J*	1.06 *UJ*	*R*
ONON2A	SF0010	S360	8/16/2000	D1	0 - 2	*R*	*R*	6.59 *J*	1.1 *UJ*	1.1 *UJ*	1.1 *UJ*	*R*	*R*	4.85 *J*	1.1 *UJ*	*R*
ONON2A	SF0066	S360	8/16/2000	D2	0 - 2	*R*	1.06 *UJ*	1.71 *J*	1.06 *UJ*	1.06 *UJ*	1.06 *UJ*	*R*	*R*	1.06 *UJ*	1.06 *UJ*	*R*
ONON2A	SF0012	S360	8/16/2000	D1	15 - 30	*R*	1.08 *UJ*	*R*	1.08 *UJ*	1.08 *UJ*	1.08 *UJ*	*R*	*R*	1.08 *UJ*	1.08 *UJ*	*R*
ONON2A	SF0169	S360	8/16/2000	D2	15 - 30	*R*	1.07 *UJ*	*R*	1.07 *UJ*	1.07 *UJ*	1.07 *UJ*	*R*	*R*	1.07 *UJ*	1.07 *UJ*	*R*
ONON2A	SF0011	S360	8/16/2000	D1	2 - 15	*R*	1.09 *UJ*	1.62 *J*	1.09 *UJ*	1.09 *UJ*	1.09 *UJ*	*R*	*R*	1.09 *UJ*	1.09 *UJ*	*R*
ONON2A	SF0164	S360	8/16/2000	D2	2 - 15	*R*	1.08 *UJ*	*R*	1.08 *UJ*	1.08 *UJ*	1.08 *UJ*	*R*	*R*	1.08 *UJ*	1.08 *UJ*	*R*
ONON2A	SF0013	S361	8/15/2000	D1	0 - 15	*R*	1.09 *UJ*	1.09 *UJ*	1.09 *UJ*	1.09 *UJ*	1.09 *UJ*	*R*	1.09 *UJ*	1.09 *UJ*	1.09 *UJ*	*R*
ONON2A	SF0163	S361	8/15/2000	D2	0 - 15	1.04 *UJ*	1.04 *UJ*	1.04 *UJ*	1.04 *U*	1.04 *UJ*	1.04 *U*	*R*	1.04 *UJ*	1.04 *U*	1.04 *UJ*	*R*

Table A-2D. (cont.)

Survey	Sample Number	Survey Station	Date	Duplicates	Depth (cm)	Endosulfan sulfate (µg/kg)	Endrin aldehyde (µg/kg)	Endrin ketone (µg/kg)	Endrin (µg/kg)	Heptachlor epoxide (µg/kg)	Heptachlor (µg/kg)	Methoxychlor (µg/kg)	Toxaphene (µg/kg)	alpha (cis) - Chlordane (µg/kg)	gamma (trans)-Chlordane (µg/kg)	Total Chlordane[1] (µg/kg)
O-SEDCHM	S00020	S53	5/9/1992		0 - 30	9.1 *U*	9.1 *U*	9.1 *U*	9.1 *U*	4.7 *U*	4.7 *U*	47 *U*	470 *U*	4.7 *U*	4.7 *U*	4.7 *U*
O-SEDCHM	S00529	S53	7/27/1992		0 - 2	7.2 *U*	7.2 *U*	7.2 *U*	7.2 *U*	3.7 *U*	3.7 *U*	37 *U*	370 *U*	3.7 *U*	3.7 *U*	3.7 *U*
O-SEDCHM	S00067	S66	5/11/1992		0 - 30	5.4 *U*	5.4 *U*	5.4 *U*	5.4 *U*	2.8 *U*	2.8 *U*	28 *U*	280 *U*	2.8 *U*	2.8 *U*	2.8 *U*
O-SEDCHM	S00601	S66	8/10/1992		0 - 2	5.2 *U*	5.2 *U*	5.2 *U*	5.2 *U*	2.7 *U*	2.7 *U*	27 *U*	270 *U*	2.7 *U*	2.7 *U*	2.7 *U*
O-SEDCHM	S00023	S81	5/9/1992		0 - 30	6.2 *U*	6.2 *U*	6.2 *U*	6.2 *U*	3.2 *U*	3.2 *U*	32 *U*	320 *U*	3.2 *U*	3.2 *U*	3.2 *U*
O-SEDCHM	S00520	S81	7/24/1992		0 - 2	6.6 *U*	6.6 *U*	6.6 *U*	6.6 *U*	3.4 *U*	3.4 *U*	34 *U*	340 *U*	3.4 *U*	3.4 *U*	3.4 *U*
O-SEDCHM	S00032	S93	5/9/1992		0 - 30	5.9 *U*	5.9 *U*	5.9 *U*	5.9 *U*	3 *U*	3 *U*	30 *U*	300 *U*	3 *U*	3 *U*	3 *U*
O-SEDCHM	S00550	S93	7/31/1992		0 - 2	5.6 *U*	5.6 *U*	5.6 *U*	5.6 *U*	2.9 *U*	2.9 *U*	29 *U*	290 *U*	2.9 *U*	2.9 *U*	2.9 *U*
O-SEDCHM	S00059	S100	5/11/1992		0 - 30	6.9 *U*	6.9 *U*	6.9 *U*	6.9 *U*	3.5 *U*	3.5 *U*	35 *U*	350 *U*	3.5 *U*	3.5 *U*	3.5 *U*
O-SEDCHM	S00608	S100	8/11/1992		0 - 2	6.4 *U*	6.4 *U*	6.4 *U*	6.4 *U*	3.3 *U*	3.3 *U*	33 *U*	330 *U*	3.3 *U*	3.3 *U*	3.3 *U*
O-SEDCHM	S00029	S113	5/9/1992		0 - 30	5.6 *U*	5.6 *U*	5.6 *U*	5.6 *U*	2.9 *U*	2.9 *U*	29 *U*	290 *U*	2.9 *U*	2.9 *U*	2.9 *U*
O-SEDCHM	S00577	S113	8/5/1992		0 - 2	5.6 *U*	5.6 *U*	5.6 *U*	5.6 *U*	2.9 *U*	2.9 *U*	29 *U*	290 *U*	2.9 *U*	2.9 *U*	2.9 *U*
ONON2A	SF0052	S304	8/9/2000		0 - 15	1.06 *UJ*	1.06 *UJ*	1.06 *UJ*	1.1 *U*	1.06 *U*	1.06 *U*	1.06 *UJ*	106 *U*	1.06 *UJ*	1.06 *U*	1.06 *UJ*
ONON2A	SF0053	S304	8/9/2000		15 - 30	1 *UJ*	1 *UJ*	1 *UJ*	1 *U*	1 *U*	1 *U*	1 *UJ*	100 *U*	1 *UJ*	1 *U*	1 *UJ*
ONON2A	VC0212	S306	7/21/2000		0 - 15	1 *UJ*	1 *UJ*	1 *UJ*	*R*	1 *UJ*	1 *UJ*	1 *UJ*	100 *UJ*	1 *UJ*	1 *UJ*	1 *UJ*
ONON2A	VC0213	S306	7/21/2000		15 - 30	1.15 *J*	1 *UJ*	1 *UJ*	1 *UJ*	1 *UJ*	1 *UJ*	1 *UJ*	100 *UJ*	1 *UJ*	1 *UJ*	1 *UJ*
ONON2A	SF0001	S356	8/16/2000		0 - 15	*R*	3.35 *J*	1.06 *UJ*	1.1 *UJ*	1.06 *U*	1.06 *U*	1.06 *UJ*	106 *UJ*	1.06 *UJ*	1.06 *U*	1.06 *UJ*
ONON2A	SF0002	S356	8/16/2000		15 - 30	*R*	1.37 *J*	1.08 *UJ*	1.1 *UJ*	1.08 *U*	1.08 *U*	1.08 *UJ*	108 *UJ*	1.08 *UJ*	1.08 *U*	1.08 *UJ*
ONON2A	SF0003	S357	8/16/2000		0 - 2	*R*	1.53 *J*	1.06 *UJ*	1.1 *UJ*	*R*	1.06 *U*	1.06 *UJ*	106 *UJ*	1.06 *UJ*	1.06 *U*	1.06 *UJ*
ONON2A	SF0004	S357	8/16/2000		2 - 15	*R*	1.05 *UJ*	1.05 *UJ*	1.1 *UJ*	1.05 *U*	1.05 *U*	1.05 *UJ*	105 *UJ*	1.05 *UJ*	1.05 *U*	1.05 *UJ*
ONON2A	SF0005	S357	8/16/2000		15 - 30	*R*	1.09 *UJ*	1.09 *UJ*	1.1 *UJ*	1.09 *UJ*	1.09 *UJ*	1.09 *UJ*	109 *UJ*	1.09 *UJ*	1.09 *UJ*	1.09 *UJ*
ONON2A	SF0006	S358	8/16/2000		0 - 15	*R*	1.06 *UJ*	1.06 *UJ*	1.1 *UJ*	1.06 *UJ*	1.06 *UJ*	1.06 *UJ*	106 *UJ*	1.06 *UJ*	1.06 *UJ*	1.06 *UJ*
ONON2A	SF0007	S358	8/16/2000		15 - 30	*R*	1.04 *UJ*	1.04 *UJ*	1 *UJ*	1.04 *UJ*	1.04 *UJ*	1.04 *UJ*	104 *UJ*	1.04 *UJ*	1.04 *UJ*	1.04 *UJ*
ONON2A	SF0008	S359	8/16/2000		0 - 15	*R*	1.08 *UJ*	1.08 *UJ*	1.1 *UJ*	1.75 *J*	1.08 *UJ*	1.08 *UJ*	108 *UJ*	1.08 *UJ*	1.08 *UJ*	1.08 *UJ*
ONON2A	SF0009	S359	8/16/2000		15 - 30	*R*	1.06 *UJ*	1.06 *UJ*	1.1 *UJ*	*R*	1.06 *UJ*	1.06 *UJ*	106 *UJ*	1.06 *UJ*	*R*	1.06 *UJ*
ONON2A	SF0010	S360	8/16/2000	D1	0 - 2	*R*	1.1 *UJ*	1.1 *UJ*	1.1 *UJ*	2.91 *J*	1.1 *UJ*	1.1 *UJ*	110 *UJ*	1.1 *UJ*	1.1 *UJ*	1.1 *UJ*
ONON2A	SF0066	S360	8/16/2000	D2	0 - 2	*R*	1.06 *UJ*	1.06 *UJ*	1.1 *UJ*	1.69 *J*	1.06 *UJ*	1.06 *UJ*	106 *UJ*	1.06 *UJ*	1.06 *UJ*	1.06 *UJ*
ONON2A	SF0012	S360	8/16/2000	D1	15 - 30	*R*	1.08 *UJ*	1.08 *UJ*	1.1 *UJ*	1.08 *UJ*	1.08 *UJ*	1.08 *UJ*	108 *UJ*	1.08 *UJ*	1.08 *UJ*	1.08 *UJ*
ONON2A	SF0169	S360	8/16/2000	D2	15 - 30	*R*	1.07 *UJ*	1.07 *UJ*	1.1 *UJ*	1.07 *UJ*	1.07 *UJ*	1.07 *UJ*	107 *UJ*	1.07 *UJ*	1.07 *UJ*	1.07 *UJ*
ONON2A	SF0011	S360	8/16/2000	D1	2 - 15	*R*	1.09 *UJ*	1.09 *UJ*	1.1 *UJ*	1.09 *UJ*	1.09 *UJ*	1.09 *UJ*	109 *UJ*	1.09 *UJ*	1.09 *UJ*	1.09 *UJ*
ONON2A	SF0164	S360	8/16/2000	D2	2 - 15	*R*	1.08 *UJ*	1.08 *UJ*	1.1 *UJ*	1.08 *UJ*	1.08 *UJ*	1.08 *UJ*	108 *UJ*	1.08 *UJ*	1.08 *UJ*	1.08 *UJ*
ONON2A	SF0013	S361	8/15/2000	D1	0 - 15	*R*	1.09 *UJ*	1.09 *UJ*	1.1 *UJ*	1.09 *J*	1.09 *UJ*	1.09 *UJ*	109 *UJ*	1.09 *UJ*	1.09 *UJ*	1.09 *UJ*
ONON2A	SF0163	S361	8/15/2000	D2	0 - 15	*R*	1.04 *UJ*	1.04 *UJ*	1 *UJ*	1.04 *U*	1.04 *U*	1.04 *UJ*	104 *UJ*	1.04 *UJ*	1.04 *U*	1.04 *UJ*

Table A-2D. (cont.)

Survey	Sample Number	Survey Station	Date	Duplicates	Depth (cm)	4,4'-DDD (µg/kg)	4,4'-DDE (µg/kg)	4,4'-DDT (µg/kg)	Aldrin (µg/kg)	alpha-BHC (µg/kg)	beta-BHC (µg/kg)	delta-BHC (µg/kg)	gamma-BHC (Lindane) (µg/kg)	Dieldrin (µg/kg)	Endosulfan I (µg/kg)	Endosulfan II (µg/kg)
ONON2A	SF0014	S361	8/15/2000		15 - 30	*R*	1.02 *UJ*	1.02 *UJ*	1.02 *UJ*	1.02 *UJ*	1.02 *UJ*	*R*	1.02 *UJ*	1.02 *UJ*	1.02 *UJ*	*R*
ONON2A	SF0015	S362	8/15/2000		0 - 15	*R*	1.07 *UJ*	1.72 *J*	1.07 *UJ*	1.07 *UJ*	1.07 *UJ*	*R*	1.07 *UJ*	1.07 *UJ*	1.07 *UJ*	*R*
ONON2A	SF0016	S362	8/15/2000		15 - 30	*R*	1.05 *UJ*	1.05 *UJ*	1.05 *UJ*	1.05 *UJ*	1.05 *UJ*	*R*	1.05 *UJ*	1.05 *UJ*	1.05 *UJ*	*R*
ONON2A	SF0017	S363	8/15/2000		0 - 2	1.1 *UJ*	1.1 *UJ*	1.1 *UJ*	1.1 *U*	1.1 *UJ*	1.1 *U*	*R*	1.1 *UJ*	1.1 *U*	1.1 *UJ*	*R*
ONON2A	SF0019	S363	8/15/2000		15 - 30	*R*	1.08 *UJ*	1.08 *UJ*	1.08 *UJ*	1.08 *UJ*	1.08 *UJ*	*R*	1.08 *UJ*	1.08 *UJ*	1.08 *UJ*	*R*
ONON2A	SF0018	S363	8/15/2000	D1	2 - 15	*R*	1.08 *UJ*	1.21 *J*	1.08 *UJ*	1.08 *UJ*	1.08 *UJ*	*R*	1.08 *UJ*	1.08 *UJ*	1.08 *UJ*	*R*
ONON2A	SF0175	S363	8/15/2000	D2	2 - 15	1.08 *UJ*	1.08 *UJ*	1.42 *J*	1.08 *U*	1.08 *UJ*	1.08 *U*	*R*	1.08 *UJ*	1.08 *U*	1.08 *UJ*	*R*
ONON2A	SF0031	S369	8/15/2000		0 - 15	1.07 *UJ*	1.07 *UJ*	1.07 *UJ*	1.07 *U*	1.07 *UJ*	1.07 *U*	*R*	1.07 *UJ*	1.07 *U*	1.07 *UJ*	*R*
ONON2A	SF0032	S369	8/15/2000		15 - 30	1.07 *UJ*	1.07 *UJ*	2.1 *J*	1.07 *U*	1.07 *UJ*	1.07 *U*	*R*	1.07 *UJ*	1.07 *U*	1.07 *UJ*	*R*
ONON2A	SF0033	S370	8/17/2000		0 - 2	*R*	1.42 *J*	*R*	*R*	*R*	*R*	*R*	*R*	*R*	*R*	*R*
ONON2A	SF0034	S370	8/17/2000		2 - 15	*R*	1.2 *J*	*R*	1.1 *UJ*	1.1 *UJ*	1.1 *UJ*	*R*	1.1 *UJ*	1.1 *UJ*	1.1 *UJ*	*R*
ONON2A	SF0035	S370	8/17/2000		15 - 30	*R*	*R*	*R*	*R*	*R*	*R*	*R*	*R*	*R*	*R*	*R*
ONON2A	SF0050	S372	8/11/2000		0 - 15	1.06 *UJ*	1.14 *J*	*R*	1.06 *UJ*	1.06 *UJ*	1.06 *UJ*	*R*	*R*	1.06 *UJ*	1.06 *UJ*	*R*
ONON2A	SF0039	S372	8/17/2000	D1	15 - 30	*R*	*R*	*R*	*R*	*R*	*R*	*R*	*R*	*R*	*R*	*R*
ONON2A	SF0165	S372	8/17/2000	D2	15 - 30	*R*	*R*	*R*	*R*	*R*	*R*	*R*	*R*	*R*	*R*	*R*

Table A-2D. (cont.)

Survey	Sample Number	Survey Station	Date	Duplicates	Depth (cm)	Endosulfan sulfate (µg/kg)	Endrin aldehyde (µg/kg)	Endrin ketone (µg/kg)	Endrin (µg/kg)	Heptachlor epoxide (µg/kg)	Heptachlor (µg/kg)	Methoxychlor (µg/kg)	Toxaphene (µg/kg)	alpha (cis) - Chlordane (µg/kg)	gamma (trans)-Chlordane (µg/kg)	Total Chlordane[1] (µg/kg)
ONON2A	SF0014	S361	8/15/2000		15 - 30	*R*	1.02 *UJ*	1.02 *UJ*	1 *UJ*	1.02 *UJ*	1.02 *UJ*	1.02 *UJ*	102 *UJ*	1.02 *UJ*	1.02 *UJ*	1.02 *UJ*
ONON2A	SF0015	S362	8/15/2000		0 - 15	*R*	1.07 *UJ*	1.07 *UJ*	1.1 *UJ*	1.07 *UJ*	1.07 *UJ*	1.07 *UJ*	107 *UJ*	1.07 *UJ*	1.07 *UJ*	1.07 *UJ*
ONON2A	SF0016	S362	8/15/2000		15 - 30	*R*	1.05 *UJ*	1.05 *UJ*	1.1 *UJ*	1.05 *UJ*	1.05 *UJ*	1.05 *UJ*	105 *UJ*	1.05 *UJ*	1.05 *UJ*	1.05 *UJ*
ONON2A	SF0017	S363	8/15/2000		0 - 2	*R*	1.1 *UJ*	1.1 *UJ*	1.1 *UJ*	1.1 *U*	1.1 *U*	1.1 *UJ*	110 *UJ*	1.1 *UJ*	1.1 *U*	1.1 *UJ*
ONON2A	SF0019	S363	8/15/2000		15 - 30	*R*	1.08 *UJ*	1.08 *UJ*	1.1 *UJ*	1.08 *UJ*	1.08 *UJ*	1.08 *UJ*	108 *UJ*	1.08 *UJ*	1.08 *UJ*	1.08 *UJ*
ONON2A	SF0018	S363	8/15/2000	D1	2 - 15	*R*	1.08 *UJ*	1.08 *UJ*	1.2 *J*	1.08 *UJ*	1.08 *UJ*	1.08 *UJ*	108 *UJ*	1.08 *UJ*	1.08 *UJ*	1.08 *UJ*
ONON2A	SF0175	S363	8/15/2000	D2	2 - 15	*R*	1.08 *UJ*	1.08 *UJ*	1.1 *UJ*	1.08 *U*	1.08 *U*	1.08 *UJ*	108 *UJ*	1.08 *UJ*	1.08 *U*	1.08 *UJ*
ONON2A	SF0031	S369	8/15/2000		0 - 15	*R*	1.07 *UJ*	1.07 *UJ*	1.1 *UJ*	1.07 *U*	1.07 *U*	1.07 *UJ*	107 *UJ*	1.07 *UJ*	1.07 *U*	1.07 *UJ*
ONON2A	SF0032	S369	8/15/2000		15 - 30	*R*	1.07 *UJ*	1.07 *UJ*	1.1 *UJ*	1.07 *U*	1.07 *U*	1.07 *UJ*	107 *UJ*	1.07 *UJ*	1.07 *U*	1.07 *UJ*
ONON2A	SF0033	S370	8/17/2000		0 - 2	*R*	2.13 *J*	*R*	*R*	*R*	*R*	*R*	*R*	*R*	*R*	*R*
ONON2A	SF0034	S370	8/17/2000		2 - 15	*R*	1.1 *UJ*	1.1 *UJ*	1.1 *UJ*	1.1 *UJ*	1.1 *UJ*	1.1 *UJ*	110 *UJ*	1.1 *UJ*	1.1 *UJ*	1.1 *UJ*
ONON2A	SF0035	S370	8/17/2000		15 - 30	*R*	*R*	*R*	*R*	*R*	*R*	*R*	*R*	*R*	*R*	*R*
ONON2A	SF0050	S372	8/11/2000		0 - 15	*R*	1.19 *J*	1.06 *UJ*	1.1 *UJ*	1.06 *UJ*	1.06 *UJ*	1.06 *UJ*	106 *UJ*	1.06 *UJ*	1.06 *UJ*	1.06 *UJ*
ONON2A	SF0039	S372	8/17/2000	D1	15 - 30	*R*	*R*	*R*	*R*	*R*	*R*	*R*	*R*	*R*	*R*	*R*
ONON2A	SF0165	S372	8/17/2000	D2	15 - 30	*R*	*R*	*R*	*R*	*R*	*R*	*R*	*R*	*R*	*R*	*R*

Notes: [1] Total chlordane is a calculated quantity, not a direct measurement

J - estimated

U - not detected at reported quantitation limit

R - rejected datum

Table A-2E. Northern Basin Nearshore Sediments – PCB Data

Survey	Sample Number	Survey Station	Date	Duplicates	Depth (cm)	Aroclor 1016 (µg/kg)	Aroclor 1221 (µg/kg)	Aroclor 1232 (µg/kg)	Aroclor 1242 (µg/kg)	Aroclor 1248 (µg/kg)	Aroclor 1254 (µg/kg)	Aroclor 1260 (µg/kg)	Aroclor 1268 (µg/kg)	Sum of PCBs (µg/kg)
O-SEDCHM	S00020	S53	5/9/1992		0 - 30	91 *U*	180 *U*	91 *U*	91 *U*	91 *U*	91 *U*	91 *U*		182 *U*
O-SEDCHM	S00529	S53	7/27/1992		0 - 2	72 *U*	150 *U*	72 *U*	72 *U*	72 *U*	72 *U*	72 *U*		144 *U*
O-SEDCHM	S00589	S61	8/7/1992		0 - 2	59 *UJ*	59 *UJ*	59 *UJ*	59 *UJ*	70	59 *UJ*	52 *J*		122
O-SEDCHM	S00517	S62	7/24/1992		0 - 2	57 *UJ*	57 *UJ*	57 *UJ*	57 *UJ*	57 *UJ*	57 *UJ*	57 *UJ*		114 *U*
O-SEDCHM	S00067	S66	5/11/1992		0 - 30	54 *U*	110 *U*	54 *U*	54 *U*	54 *U*	54 *U*	54 *U*		108 *U*
O-SEDCHM	S00601	S66	8/10/1992		0 - 2	52 *U*	100 *U*	52 *U*	52 *U*	52 *U*	52 *U*	52 *U*		104 *U*
O-SEDCHM	S00513	S67	7/23/1992		0 - 2	78 *U*	78 *U*	78 *U*	78 *U*	78 *U*	78 *U*	78 *U*		156 *U*
O-SEDCHM	S00510	S74	7/22/1992		0 - 2	48 *U*	48 *U*	48 *U*	48 *U*	48 *U*	48 *U*	48 *U*		96 *U*
O-SEDCHM	S00507	S75	7/21/1992		0 - 2	60 *U*	60 *U*	60 *U*	60 *U*	60 *U*	60 *U*	60 *U*		120 *U*
O-SEDCHM	S00508	S76	7/22/1992		0 - 2	54 *U*	54 *U*	54 *U*	54 *U*	54 *U*	54 *U*	54 *U*		108 *U*
O-SEDCHM	S00023	S81	5/9/1992		0 - 30	62 *U*	130 *U*	62 *U*	62 *U*	62 *U*	62 *U*	62 *U*		124 *U*
O-SEDCHM	S00520	S81	7/24/1992		0 - 2	66 *U*	130 *U*	66 *U*	66 *U*	66 *U*	66 *U*	66 *U*		132 *U*
O-SEDCHM	S00504	S82	7/21/1992		0 - 2	62 *U*	62 *U*	62 *U*	62 *U*	62 *U*	62 *U*	62 *U*		124 *U*
O-SEDCHM	S00511	S87	7/22/1992		0 - 2	60 *U*	60 *U*	60 *U*	60 *U*	60 *U*	60 *U*	60 *U*		120 *U*
O-SEDCHM	S00032	S93	5/9/1992		0 - 30	59 *U*	120 *U*	59 *U*	59 *U*	59 *U*	59 *U*	59 *U*		118 *U*
O-SEDCHM	S00550	S93	7/31/1992		0 - 2	56 *U*	110 *U*	56 *U*	56 *U*	56 *U*	56 *U*	56 *U*		112 *U*
O-SEDCHM	S00512	S94	7/22/1992		0 - 2	64 *UJ*	64 *UJ*	64 *UJ*	64 *UJ*	64 *UJ*	64 *UJ*	64 *UJ*		128 *U*
O-SEDCHM	S00059	S100	5/11/1992		0 - 30	69 *U*	140 *U*	69 *U*	69 *U*	69 *U*	69 *U*	69 *U*		138 *U*
O-SEDCHM	S00608	S100	8/11/1992		0 - 2	64 *U*	130 *U*	64 *U*	64 *U*	64 *U*	64 *U*	64 *U*		128 *U*
O-SEDCHM	S00552	S105	7/31/1992		0 - 2	61 *U*	61 *U*	61 *U*	61 *U*	61 *U*	61 *U*	61 *U*		122 *U*
O-SEDCHM	S00501	S110	7/20/1992		0 - 2	64 *U*	64 *U*	64 *U*	64 *U*	64 *U*	64 *U*	64 *U*		128 *U*
O-SEDCHM	S00029	S113	5/9/1992		0 - 30	56 *U*	110 *U*	56 *U*	56 *U*	56 *U*	56 *U*	56 *U*		112 *U*
O-SEDCHM	S00577	S113	8/5/1992		0 - 2	56 *U*	110 *U*	56 *U*	56 *U*	56 *U*	56 *U*	56 *U*		112 *U*
O-SEDCHM	S00048	P73	5/10/1992		0–30	29 *U*	29 *U*	29 *U*	29 *U*	29 *U*	29 *U*	29 *U*		58 *U*
ONON2A	SF0052	S304	8/9/2000		0 - 15	52.9 *U*	52.9 *U*	52.9 *U*	16.1 *J*	52.9 *U*	10.8 *J*	52.9 *U*	52.9 *U*	27
ONON2A	SF0053	S304	8/9/2000		15 - 30	50.1 *U*	50.1 *U*	50.1 *U*	85.7 *J*	50.1 *U*	92.2 *J*	50.1 *U*	58 *J*	236
ONON2A	VC0212	S306	7/21/2000		0 - 15	50 *U*	50 *U*	50 *U*	50 *U*	50 *U*	50 *U*	50 *U*	50 *U*	100 *U*
ONON2A	VC0213	S306	7/21/2000		15 - 30	50 *U*	50 *U*	50 *U*	50 *U*	50 *U*	50 *U*	50 *U*	50 *U*	100 *U*
ONON2A	SF0001	S356	8/16/2000		0 - 15	52.8 *U*	52.8 *U*	52.8 *U*	52.8 *U*	52.8 *U*	52.8 *U*	52.8 *U*	52.8 *U*	106 *U*
ONON2A	SF0002	S356	8/16/2000		15 - 30	54.2 *U*	54.2 *U*	54.2 *U*	14.2 *J*	54.2 *U*	54.2 *U*	54.2 *U*	54.2 *U*	41
ONON2A	SF0003	S357	8/16/2000		0 - 2	52.8 *U*	52.8 *U*	52.8 *U*	52.8 *U*	52.8 *U*	52.8 *U*	52.8 *U*	52.8 *U*	106 *U*
ONON2A	SF0004	S357	8/16/2000		2 - 15	52.6 *U*	52.6 *U*	52.6 *U*	52.6 *U*	52.6 *U*	52.6 *U*	52.6 *U*	52.6 *U*	105 *U*
ONON2A	SF0005	S357	8/16/2000		15 - 30	54.3 *U*	54.3 *U*	54.3 *U*	54.3 *U*	54.3 *U*	54.3 *U*	54.3 *U*	54.3 *U*	109 *U*
ONON2A	SF0006	S358	8/16/2000		0–15	52.9 *U*	52.9 *U*	52.9 *U*	52.9 *U*	52.9 *U*	52.9 *U*	52.9 *U*	52.9 *U*	106 *U*

Table A-2E. (cont.)

Survey	Sample Number	Survey Station	Date	Duplicates	Depth (cm)	Aroclor 1016 (µg/kg)	Aroclor 1221 (µg/kg)	Aroclor 1232 (µg/kg)	Aroclor 1242 (µg/kg)	Aroclor 1248 (µg/kg)	Aroclor 1254 (µg/kg)	Aroclor 1260 (µg/kg)	Aroclor 1268 (µg/kg)	Sum of PCBs (µg/kg)
ONON2A	SF0007	S358	8/16/2000		15–30	52.1 *U*	52.1 *U*	52.1 *U*	52.1 *U*	52.1 *U*	52.1 *U*	52.1 *U*	52.1 *U*	104 *U*
ONON2A	SF0008	S359	8/16/2000		0 - 15	53.8 *U*	53.8 *U*	53.8 *U*	53.8 *U*	53.8 *U*	37.1 *J*	53.8 *U*	53.8 *U*	64
ONON2A	SF0009	S359	8/16/2000		15 - 30	53.1 *U*	53.1 *U*	53.1 *U*	33.9 *J*	53.1 *U*	1200	143	53.1 *U*	1377
ONON2A	SF0010	S360	8/16/2000	D1	0 - 2	54.9 *U*	54.9 *U*	54.9 *U*	17.3 *J*	54.9 *U*	142 *J*	35.4 *J*	54.9 *U*	195
ONON2A	SF0066	S360	8/16/2000	D2	0 - 2	52.9 *U*	52.9 *U*	52.9 *U*	29 *J*	52.9 *U*	38.4 *J*	52.9 *U*	75.6 *J*	143
ONON2A	SF0012	S360	8/16/2000	D1	15 - 30	53.9 *U*	53.9 *U*	53.9 *U*	53.9 *U*	53.9 *U*	53.9 *U*	53.9 *U*	53.9 *U*	108 *U*
ONON2A	SF0169	S360	8/16/2000	D2	15 - 30	53.3 *U*	53.3 *U*	53.3 *U*	53.3 *U*	53.3 *U*	53.3 *U*	53.3 *U*	53.3 *U*	107 *U*
ONON2A	SF0011	S360	8/16/2000	D1	2 - 15	54.7 *U*	54.7 *U*	54.7 *U*	11.8 *J*	54.7 *U*	26 *J*	54.7 *U*	313 *J*	351
ONON2A	SF0164	S360	8/16/2000	D2	2 - 15	54.1 *U*	54.1 *U*	54.1 *U*	54.1 *U*	54.1 *U*	12.7 *J*	54.1 *U*	54.1 *U*	40
ONON2A	SF0013	S361	8/15/2000	D1	0 - 15	54.4 *U*	54.4 *U*	54.4 *U*	54.4 *U*	54.4 *U*	54.4 *U*	54.4 *U*	54.4 *U*	109 *U*
ONON2A	SF0163	S361	8/15/2000	D2	0 - 15	51.9 *U*	51.9 *U*	51.9 *U*	51.9 *U*	51.9 *U*	51.9 *U*	51.9 *U*	51.9 *U*	104 *U*
ONON2A	SF0014	S361	8/15/2000		15 - 30	50.9 *U*	50.9 *U*	50.9 *U*	50.9 *U*	50.9 *U*	50.9 *U*	23.4 *J*	50.9 *U*	49
ONON2A	SF0015	S362	8/15/2000		0 - 15	53.3 *U*	53.3 *U*	53.3 *U*	53.3 *U*	53.3 *U*	53.3 *U*	78 *J*	53.3 *U*	105
ONON2A	SF0016	S362	8/15/2000		15 - 30	52.3 *U*	52.3 *U*	52.3 *U*	52.3 *U*	52.3 *U*	52.3 *U*	52.3 *U*	52.3 *U*	105 *U*
ONON2A	SF0017	S363	8/15/2000		0 - 2	54.9 *U*	54.9 *U*	54.9 *U*	54.9 *U*	54.9 *U*	54.9 *U*	54.9 *U*	54.9 *U*	110 *U*
ONON2A	SF0019	S363	8/15/2000		15 - 30	54.3 *U*	54.3 *U*	54.3 *U*	54.3 *U*	54.3 *U*	54.3 *U*	54.3 *U*	54.3 *U*	109 *U*
ONON2A	SF0018	S363	8/15/2000	D1	2 - 15	54 *UJ*	54 *UJ*	54 *UJ*	21 *J*	54 *UJ*	15.5 *J*	54 *UJ*	54 *UJ*	37
ONON2A	SF0175	S363	8/15/2000	D2	2 - 15	54 *U*	54 *U*	54 *U*	18.1 *J*	54 *U*	20.2 *J*	14.6 *J*	54 *U*	53
ONON2A	SF0031	S369	8/15/2000		0 - 15	53.4 *U*	53.4 *U*	53.4 *U*	53.4 *U*	53.4 *U*	53.4 *U*	53.4 *U*	53.4 *U*	107 *U*
ONON2A	SF0032	S369	8/15/2000		15 - 30	53.5 *U*	53.5 *U*	53.5 *U*	53.5 *U*	53.5 *U*	53.5 *U*	89.3 *J*	53.5 *U*	116
ONON2A	SF0033	S370	8/17/2000		0 - 2	53.6 *U*	53.6 *U*	53.6 *U*	53.6 *U*	53.6 *U*	53.6 *U*	53.6 *U*	53.6 *U*	107 *U*
ONON2A	SF0034	S370	8/17/2000		2 - 15	54.9 *U*	54.9 *U*	54.9 *U*	54.9 *U*	54.9 *U*	54.9 *U*	54.9 *U*	54.9 *U*	110 *U*
ONON2A	SF0035	S370	8/17/2000		15 - 30	52 *U*	52 *U*	52 *U*	52 *U*	52 *U*	52 *U*	52 *U*	52 *U*	104 *U*
ONON2A	SF0050	S372	8/11/2000		0 - 15	53 *U*	53 *U*	53 *U*	53 *U*	53 *U*	53 *U*	53 *U*	53 *U*	106 *U*
ONON2A	BC0027	S372	8/2/2000		0 - 2	53.1 *U*	53.1 *U*	53.1 *U*	13.4 *J*	53.1 *U*	25.1 *J*	53.1 *U*	53.1 *U*	39
ONON2A	SF0039	S372	8/17/2000	D1	15 - 30	54.1 *U*	54.1 *U*	54.1 *U*	54.1 *U*	54.1 *U*	54.1 *U*	54.1 *U*	54.1 *U*	108 *U*
ONON2A	SF0165	S372	8/17/2000	D2	15 - 30	52.9 *U*	52.9 *U*	52.9 *U*	52.9 *U*	52.9 *U*	52.9 *U*	52.9 *U*	52.9 *U*	106 *U*
ONON2A	BC0028	S372	8/2/2000	D1	2 - 14	50.5 *U*	50.5 *U*	50.5 *U*	50.5 *U*	50.5 *U*	50.5 *U*	50.5 *U*	50.5 *U*	101 *U*
ONON2A	BC0032	S372	8/2/2000	D2	2 - 14	51 *U*	51 *U*	51 *U*	51 *U*	51 *U*	51 *U*	51 *U*	51 *U*	102 *U*

Notes: *J* - estimated

U - not detected at reported quantitation limit

Table A-2F. Northern Basin Nearshore Sediments – PCDD/PCDF Data

	Survey:	ONON2A	ONON2A	ONON2A	ONON2A	ONON2A	ONON2A	ONON2A	ONON2A
	Sample Number:	SF0008	SF0009	SF0010	SF0066	SF0012	SF0169	SF0011	SF0164
	Survey Station:	S359	S359	S360	S360	S360	S360	S360	S360
	Date:	8/16/2000	8/16/2000	8/16/2000	8/16/2000	8/16/2000	8/16/2000	8/16/2000	8/16/2000
	Duplicates:			D1	D2	D1	D2	D1	D2
	Depth (cm):	0 - 15	15 - 30	0 - 2	0 - 2	15 - 30	15 - 30	2 - 15	2 - 15
Chemical	**Units**								
TEQ - Total [1]	ng/kg	1.40	1.06	9.45	7.29	0.40	0.33	3.55	2.05
TEQ - Dioxins [1]	ng/kg	0.36	0.35	1.88	1.40	0.10	0.12	0.56	0.51
TEQ - Furans [1]	ng/kg	1.04	0.72	7.57	5.89	0.29	0.22	2.99	1.54
2,3,7,8-Tetrachlorodibenzodioxin	ng/kg	0.10 *U*	0.091 *U*	0.586 *J*	0.10 *U*	0.09 *U*	0.10 *U*	0.09 *U*	0.10 *U*
1,2,3,7,8-Pentachlorodibenzodioxin	ng/kg	0.129 *J*	0.111 *J*	0.583 *J*	0.667 *J*	0.09 *U*	0.10 *U*	0.09 *U*	0.152 *J*
1,2,3,4,7,8-Hexachlorodibenzodioxin	ng/kg	0.154 *J*	0.128 *J*	0.563 *J*	0.476 *J*	0.09 *U*	0.10 *U*	0.319 *J*	0.145 *J*
1,2,3,6,7,8-Hexachlorodibenzodioxin	ng/kg	0.454 *J*	0.428 *J*	1.84 *J*	1.81 *J*	0.09 *U*	0.1 *U*	1.24 *J*	0.997 *J*
1,2,3,7,8,9-Hexachlorodibenzodioxin	ng/kg	0.293 *J*	0.282 *J*	1.42 *J*	1.24 *J*	0.09 *U*	0.10 *U*	0.863 *J*	0.575 *J*
1,2,3,4,6,7,8-Heptachlorodibenzodioxin	ng/kg	8.06	9.45	30.1	30.4	0.25 *U*	0.25 *U*	21.3	13.1
Octachlorodibenzodioxin	ng/kg	71.6	105	232	240	1.69 *J*	1.2 *U*	167	100
Total Tetrachlorodibenzodioxins	ng/kg	1.16	0.60 *J*	14.3	12.7	0.224 *J*	0.246 *J*	5.86	3.53
Total Pentachlorodibenzodioxins	ng/kg	0.10 *U*	0.219 *J*	2.66	3.84	0.111 *J*	0.10 *U*	1.31	0.426 *J*
Total Hexachlorodibenzodioxins	ng/kg	2.32 *J*	2.28	15.6	14.9	0.091 *J*	0.1 *U*	8.63	5.86
Total Heptachlorodibenzodioxins	ng/kg	16.6	17.8	59.6	62.3	0.09 *U*	0.10 *U*	42.1	28.5
2,3,7,8-Tetrachlorodibenzofuran	ng/kg	3.47	2.54	18	19.2	0.888 *J*	0.742 *J*	11.2	6.71
1,2,3,7,8-Pentachlorodibenzofuran	ng/kg	0.988 *J*	0.693 *J*	9.36	6.76	0.175 *J*	0.136 *J*	3.3	1.56
2,3,4,7,8-Pentachlorodibenzofuran	ng/kg	0.575 *J*	0.432 *J*	3.65	3.7	0.291 *J*	0.209 *J*	1.92	0.922 *J*
1,2,3,4,7,8-Hexachlorodibenzofuran	ng/kg	2.25 *J*	1.26 *J*	22.4	11	0.46 *U*	0.23 *U*	4.46	1.85 *J*
1,2,3,6,7,8-Hexachlorodibenzofuran	ng/kg	0.581 *J*	0.333 *J*	7.07	3.49	0.128 *J*	0.10 *U*	1.46 *J*	0.543 *J*
1,2,3,7,8,9-Hexachlorodibenzofuran	ng/kg	0.10 *U*	0.091 *U*	0.456 *J*	0.272 *J*	0.09 *U*	0.10 *U*	0.14 *U*	0.23 *U*
2,3,4,6,7,8-Hexachlorodibenzofuran	ng/kg	0.13 *J*	0.145 *J*	1.1 *J*	0.962 *J*	0.09 *U*	0.10 *U*	0.543 *J*	0.289 *J*
1,2,3,4,6,7,8-Heptachlorodibenzofuran	ng/kg	3.89	2.47	25.2	16.4	0.483 *J*	0.333 *J*	7.41	3.95
1,2,3,4,7,8,9-Heptachlorodibenzofuran	ng/kg	1.38 *J*	0.684 *J*	11	4.3	0.119 *J*	0.1 *U*	1.56 *J*	0.697 *J*
Octachlorodibenzofuran	ng/kg	11.5	8.01	126	65.6	1.2 *U*	0.56 *U*	23.6	10.8
Total Tetrachlorodibenzofurans	ng/kg	11.3	8.76	72.2	91.4	4.27	5.01	47	23.4
Total Pentachlorodibenzofurans	ng/kg	3.48	2.0	37.1	31.9	1.62	1.09	18.4	7.93
Total Hexachlorodibenzofurans	ng/kg	6.8	4.08	51.5	31.6	0.09 *U*	0.10 *U*	14.9	4.8
Total Heptachlorodibenzofurans	ng/kg	9.03	6.73	59.9	36.2	0.602 *J*	0.10 *U*	17.5	9.29

Notes: [1] Calculated using WHO TEFs

J - estimated

U - not detected at reported quantitation limit

Table A-3A. Southern Basin Nearshore Sediments – Inorganic and Organometallic Data

Survey	Sample Number	Survey Station	Date	Duplicates	Depth (cm)	Aluminum (mg/kg)	Antimony (mg/kg)	Arsenic (mg/kg)	Barium (mg/kg)	Beryllium (mg/kg)	Cadmium (mg/kg)	Calcium (mg/kg)	Chromium (mg/kg)	Cobalt (mg/kg)
O-SEDCHM	S00014	P1	5/8/1992		0-30	2,560	3.5	6.8	274	0.27	3.2	186,000	66.9	4.2
O-SEDCHM	S00004	P6	5/7/1992		0-30	1,530	2.3	2.0	38.5	0.19 *U*	0.37 *U*	107,000	6.8	2.2
O-SEDCHM	S00001	P10	5/7/1992		0-30	2,510	3.4 *U*	2.4	134	0.34 *U*	4.4	179,000	61.8	3.2
O-SEDCHM	S00062	P16	5/11/1992	1	0-30	6,180	7.0 *UJ*	6.1 *J*	164	0.37	12.7	152,000	136	7.3
O-SEDCHM	S00065	P16	5/11/1992	2	0-30	8,040	4.8 *J*	5.7 *J*	181	0.5	14.4	158,000	146 *J*	8.2
O-SEDCHM	S00066	P16	5/11/1992	3	0-30	5,600	6.9 *J*	4.6 *J*	147	0.36	10.8	151,000	114 *J*	6.9
O-SEDCHM	S00017	P20	5/8/1992		0-30	2,830	4.7	6.8	561	0.28 *U*	1.2	317,000	15.7	1.9
O-SEDCHM	S00007	P36	5/8/1992		0-30	805	2.5 *U*	2.5	109	0.25 *U*	0.51 *U*	315,000	48.7	9.0
O-SEDCHM	S00051	P46	5/10/1992		0-30	655	6.7 *J*	1.3 *J*	97	0.26 *U*	1.9	323,000	37.2	0.79
O-SEDCHM	S00556	S1	8/2/1992	1	0-2	2,480	2.3 *UJ*	2.6 *J*	106	0.21 *U*	0.78	153,000	31.7	4.4
O-SEDCHM	S00557	S1	8/2/1992	2	0-2	2,320	5.8 *UJ*	2.9 *J*	147	0.2 *U*	0.97	140,000	27.2	4.4
O-SEDCHM	S00558	S1	8/2/1992	3	0-2	2,900	3.5 *UJ*	3 *J*	185	0.24	0.8	174,000	30.4	5.9
O-SEDCHM	S00546	S2	7/30/1992		0-2						7	297,000	139 *J*	
O-SEDCHM	S00340	S3	10/1/1992		0-30						5.4	244,000	95.8 *J*	
O-SEDCHM	S00613	S3	8/12/1992		0-2						4	195,000	84.2	
O-SEDCHM	S00547	S5	7/30/1992		0-2						5.6	154,000	85.1 *J*	
O-SEDCHM	S00582	S6	8/6/1992		0-2	690	1.9 *UJ*	0.63	27	0.17 *U*	1.1	51,000	19.5	1.6
O-SEDCHM	S00555	S7	8/2/1992		0-2						1.1 *J*	68,800 *J*	18.7 *J*	
O-SEDCHM	S00572	S10	8/4/1992		0-2	1,730	6.4 *J*	1.6 *J*	97.1	0.23 *U*	3.4	145,000	47.7	3
O-SEDCHM	S00162	S11	7/10/1992		0-30						8.2	184,000	107	
O-SEDCHM	S00567	S11	8/3/1992		0-2						0.47 *J*	89,100 *J*	5.9 *J*	
O-SEDCHM	S00565	S13	8/3/1992		0-2						3 *J*	108,000 *J*	33 *J*	
O-SEDCHM	S00542	S14	7/30/1992		0-2						1.4	289,000	29.6 *J*	
O-SEDCHM	S00566	S16	8/3/1992		0-2	943	4 *J*	1.4 *J*	78.2	0.24 *U*	1.2	204,000	33.4	1.7
O-SEDCHM	S00562	S17	8/3/1992	1	0-2						9.3 *J*	443,000 *J*	118 *J*	
O-SEDCHM	S00563	S17	8/3/1992	2	0-2						1 *J*	272,000 *J*	13.8 *J*	
O-SEDCHM	S00564	S17	8/3/1992	3	0-2						1.1 *J*	261,000 *J*	15.6 *J*	
O-SEDCHM	S00560	S20	8/2/1992		0-2	2,980	5.6 *UJ*	5.4 *J*	890	0.36 *U*	0.36 *U*	282,000	16.2	2.6
O-SEDCHM	S00540	S21	7/30/1992		0-2						1.4	276,000	26.3 *J*	
O-SEDCHM	S00580	S26	8/6/1992		0-2						0.54 *UJ*	331,000 *J*	23.9 *J*	
O-SEDCHM	S00533	S28	7/28/1992		0-2						3	185,000	1,990 *J*	
O-SEDCHM	S00573	S34	8/4/1992		0-2						2.1 *J*	220,000 *J*	81.5 *J*	
O-SEDCHM	S00535	S35	7/28/1992		0-2						1.1	305,000	181 *J*	
O-SEDCHM	S00532	S36	7/27/1992		0-2	2,220	3.2 *UJ*	11.2 *J*	342	0.36	0.94	231,000	690	87.9
O-SEDCHM	S00521	S37	7/24/1992		0-2						0.64	272,000	195 *J*	
O-SEDCHM	S00570	S46	8/4/1992		0-2	2,790	3.3 *J*	1.5 *J*	85.3	0.6	1	214,000	22	1.8

Table A-3A. (cont.)

Survey	Sample Number	Survey Station	Date	Duplicates	Depth (cm)	Copper (mg/kg)	Cyanide (mg/kg)	Iron (mg/kg)	Lead (mg/kg)	Magnesium (mg/kg)	Manganese (mg/kg)	Methylmercury (µg/kg)
O-SEDCHM	S00014	P1	5/8/1992		0-30	69.5		6,580	174	8,080	186	
O-SEDCHM	S00004	P6	5/7/1992		0-30	20.6		4,700	1,170	12,200	164	
O-SEDCHM	S00001	P10	5/7/1992		0-30	63.5		7,360	81.3	6,490	256	
O-SEDCHM	S00062	P16	5/11/1992	1	0-30	132		16,700	205 *J*	10,800	345	
O-SEDCHM	S00065	P16	5/11/1992	2	0-30	143 *J*		20,000	243 *J*	13,200	420 *J*	
O-SEDCHM	S00066	P16	5/11/1992	3	0-30	111 *J*		15,600	192 *J*	10,800	367 *J*	
O-SEDCHM	S00017	P20	5/8/1992		0-30	39.3		3,030	28.1	10,900	157	
O-SEDCHM	S00007	P36	5/8/1992		0-30	18.0		5,860	121	3,230	201	
O-SEDCHM	S00051	P46	5/10/1992		0-30	14.1		2,390	7.0	3,370	340	
O-SEDCHM	S00556	S1	8/2/1992	1	0-2	71.2	1.2 *UJ*	6,340	90.1	9,700	175	
O-SEDCHM	S00557	S1	8/2/1992	2	0-2	40.2	1.3 *UJ*	6,120	68.5	17,700	170	
O-SEDCHM	S00558	S1	8/2/1992	3	0-2	41.1	1.6 *UJ*	7,270	76.3	12,000	190	
O-SEDCHM	S00546	S2	7/30/1992		0-2	143			159 *J*	10,500		
O-SEDCHM	S00340	S3	10/1/1992		0-30	63 *J*			153	5,800		
O-SEDCHM	S00613	S3	8/12/1992		0-2	62.9			121 *J*	7,900		
O-SEDCHM	S00547	S5	7/30/1992		0-2	83.8			167 *J*	7,530		
O-SEDCHM	S00582	S6	8/6/1992		0-2	57.3	1.1 *U*	2,470	56	5,280	93.3 *J*	
O-SEDCHM	S00555	S7	8/2/1992		0-2	50.5 *J*			70.1 *J*	5,700		
O-SEDCHM	S00572	S10	8/4/1992		0-2	51.2	1.3 *UJ*	5,220	59.5	4,840	217	
O-SEDCHM	S00162	S11	7/10/1992		0-30	105			144	9,750		
O-SEDCHM	S00567	S11	8/3/1992		0-2	8.6 *J*			15.4 *J*	3,850		
O-SEDCHM	S00565	S13	8/3/1992		0-2	82.6 *J*			107 *J*	9,180		
O-SEDCHM	S00542	S14	7/30/1992		0-2	29.2			99.9 *J*	10,700		
O-SEDCHM	S00566	S16	8/3/1992		0-2	35.1	1.4 *UJ*	3,430	26.9	3,570	240	
O-SEDCHM	S00562	S17	8/3/1992	1	0-2	59 *J*			16.5 *J*	3,560		
O-SEDCHM	S00563	S17	8/3/1992	2	0-2	10.8 *UJ*			14.2 *J*	3,340		
O-SEDCHM	S00564	S17	8/3/1992	3	0-2	13.4 *UJ*			16.4 *J*	3,590		
O-SEDCHM	S00560	S20	8/2/1992		0-2	30.7	2.4 *J*	3,590	51	14,600	216	
O-SEDCHM	S00540	S21	7/30/1992		0-2	36.3			116 *J*	9,390		
O-SEDCHM	S00580	S26	8/6/1992		0-2	6.8 *J*			4.7 *J*	2,840		
O-SEDCHM	S00533	S28	7/28/1992		0-2	173			238 *J*	5,630		
O-SEDCHM	S00573	S34	8/4/1992		0-2	35.3 *J*			12.5 *J*	3,100		
O-SEDCHM	S00535	S35	7/28/1992		0-2	47.4			61.9 *J*	3,660		
O-SEDCHM	S00532	S36	7/27/1992		0-2	139	5.4 *UJ*	34,200	251	3,430	508	
O-SEDCHM	S00521	S37	7/24/1992		0-2	19.6			38.7 *J*	2,500		
O-SEDCHM	S00570	S46	8/4/1992		0-2	9.6	1.3 *J*	2,840	11.2	6,390	265	

Table A-3A. (cont.)

Survey	Sample Number	Survey Station	Date	Duplicates	Depth (cm)	Mercury (mg/kg)	Nickel (mg/kg)	Potassium (mg/kg)	Selenium (mg/kg)	Silver (mg/kg)	Sodium (mg/kg)	Thallium (mg/kg)	Vanadium (mg/kg)	Zinc (mg/kg)
O-SEDCHM	S00014	P1	5/8/1992		0-30	23.2	33	278	0.68 *UJ*	3.4	1040	0.65 *J*	4.6	113
O-SEDCHM	S00004	P6	5/7/1992		0-30	0.42	4.4	199	0.16 *U*	0.37 *U*	821	0.16 *U*	2.5	55.8
O-SEDCHM	S00001	P10	5/7/1992		0-30	2.00	16.4	287	0.71 *UJ*	0.91	721	0.55 *J*	5	159
O-SEDCHM	S00062	P16	5/11/1992	1	0-30	1.4	37.1	484	0.63	4	934	0.35 *U*	12.5	330 *J*
O-SEDCHM	S00065	P16	5/11/1992	2	0-30	1.3	43.2	827	0.47 *J*	3.7 *J*	1120 *U*	0.36 *J*	17.1	350 *J*
O-SEDCHM	S00066	P16	5/11/1992	3	0-30	0.99	33.2	511	0.44 *J*	2.8 *J*	1090 *U*	0.38 *J*	12.5	284 *J*
O-SEDCHM	S00017	P20	5/8/1992		0-30	3.00	13.8	254	0.39 *U*	0.56	3560	0.47	2	33.1
O-SEDCHM	S00007	P36	5/8/1992		0-30	0.14 *U*	14	99.8	0.29 *UJ*	0.7	5540	0.21 *UJ*	7.2	56.1
O-SEDCHM	S00051	P46	5/10/1992		0-30	0.38	5.0	132	0.28 *U*	1.2	3640	0.28 *UJ*	1 *U*	30 *J*
O-SEDCHM	S00556	S1	8/2/1992	1	0-2	4.7 *J*	14.8	282	0.32 *J*	0.53 *J*	368	0.44 *J*	5.1	87.7 *J*
O-SEDCHM	S00557	S1	8/2/1992	2	0-2	4.6 *J*	14.9	269	0.34 *J*	0.71 *J*	361	0.51	5.2	86.8 *J*
O-SEDCHM	S00558	S1	8/2/1992	3	0-2	5.6 *J*	16.7	326	0.44 *J*	0.65 *J*	464	0.53 *J*	6.5	109 *J*
O-SEDCHM	S00546	S2	7/30/1992		0-2	18.1	76.4							276 *J*
O-SEDCHM	S00340	S3	10/1/1992		0-30	27.2	39.6 *J*							133 *J*
O-SEDCHM	S00613	S3	8/12/1992		0-2	18.4	47.9							186 *J*
O-SEDCHM	S00547	S5	7/30/1992		0-2	11.1	25.4							194 *J*
O-SEDCHM	S00582	S6	8/6/1992		0-2	1.1	7.3	93.5	0.25 *J*	0.34 *UJ*	163	0.11 *U*	1.2	42.9
O-SEDCHM	S00555	S7	8/2/1992		0-2	3.2	7.4							77.2 *J*
O-SEDCHM	S00572	S10	8/4/1992		0-2	1.7 *J*	11.7	184	0.27 *UJ*	0.95 *J*	404	0.51	2.6	120 *J*
O-SEDCHM	S00162	S11	7/10/1992		0-30	3.7	31.1							302
O-SEDCHM	S00567	S11	8/3/1992		0-2	0.54	4.2							26.3 *J*
O-SEDCHM	S00565	S13	8/3/1992		0-2	1.1	20.9							218 *J*
O-SEDCHM	S00542	S14	7/30/1992		0-2	31.7	30							62.3 *J*
O-SEDCHM	S00566	S16	8/3/1992		0-2	0.25 *J*	4.5	114	0.26 *J*	0.84 *J*	408	0.22 *UJ*	0.51	65 *J*
O-SEDCHM	S00562	S17	8/3/1992	1	0-2	0.18	17.8							165 *J*
O-SEDCHM	S00563	S17	8/3/1992	2	0-2	0.15	5.9							43.4 *J*
O-SEDCHM	S00564	S17	8/3/1992	3	0-2	0.18	6.3							56.1 *J*
O-SEDCHM	S00560	S20	8/2/1992		0-2	11.4 *J*	19.9	188	0.31 *UJ*	0.88 *J*	2090	0.65 *J*	2.9	135 *J*
O-SEDCHM	S00540	S21	7/30/1992		0-2	24.9	30							92.6 *J*
O-SEDCHM	S00580	S26	8/6/1992		0-2	0.23	6.2							28.6 *J*
O-SEDCHM	S00533	S28	7/28/1992		0-2	5.2	650							185 *J*
O-SEDCHM	S00573	S34	8/4/1992		0-2	0.15	7.1							54.7 *J*
O-SEDCHM	S00535	S35	7/28/1992		0-2	1.0	39							93.6 *J*
O-SEDCHM	S00532	S36	7/27/1992		0-2	1.3 *J*	215	116	0.42 *J*	0.94 *J*	1020	0.45 *J*	101	167 *J*
O-SEDCHM	S00521	S37	7/24/1992		0-2	0.49	33.8							42.5 *J*
O-SEDCHM	S00570	S46	8/4/1992		0-2	0.39 *J*	6.2	160	0.36 *J*	0.68 *J*	595	0.28 *J*	0.4 *U*	31 *J*

Table A-3A. (cont.)

Survey	Sample Number	Survey Station	Date	Duplicates	Depth (cm)	Aluminum mg/kg	Antimony mg/kg	Arsenic mg/kg	Barium mg/kg	Beryllium mg/kg	Cadmium mg/kg	Calcium mg/kg	Chromium mg/kg	Cobalt mg/kg
O-SEDCHM	S00519	S47	7/24/1992		0-2						1.5	259,000	112 *J*	
ONON2A	VC0196	S307	7/18/2000		0-15	967	0.29 *UJ*	7	116	0.14	0.41	287,000	399	22.6 *J*
ONON2A	VC0197	S307	7/18/2000		15-30	963	0.29 *UJ*	0.6	95.7	0.094	0.043 *U*	325,000	29	2.8 *J*
ONON2A	VC0207	S311	7/20/2000		0-15	5,450	0.5 *UJ*	9.8	271	0.43	0.39	289,000	26.7	2.6
ONON2A	VC0208	S311	7/20/2000		15-30	4,980	0.47 *UJ*	9.5	714	0.42	1.1	328,000	26.2	2.4
ONON2A	VC0187	S313	7/18/2000		0-15	4,940	0.31 *UJ*	5	201	0.39	2.7	192,000	81.5	4 *J*
ONON2A	VC0188	S313	7/18/2000		15-30	5,000	0.25 *J*	3.6	73.3	0.28	1.3	181,000	52.5	5 *J*
ONON2A	SF0072	S314	8/10/2000		0-15	4,690	1.3 *J*	13.5	395	0.47	4.3	278,000	141	5.7
ONON2A	SF0073	S314	8/10/2000		15-30	3,800	1.1 *J*	17.3	391	0.5	4.6	284,000	148	4.3
ONON2A	SF0076	S316	8/10/2000		0-15	1,800	0.25 *UJ*	1.2	24.2	0.12	0.077	45,300	6.3	1.7
ONON2A	SF0077	S316	8/10/2000		15-30	3,350	0.24 *UJ*	1.6	36	0.19	0.036 *U*	56,000	6.4	2.4
ONON2A	VC0189	S318	7/14/2000		0-15	1,360	0.24 *UJ*	1.1	38.5 *J*	0.053	2.2	47,400	23.7	1.4
ONON2A	VC0190	S318	7/14/2000		15-30	1,430	0.24 *UJ*	0.98	27.8 *J*	0.053	2.9	49,000	25.7	1.5
ONON2A	SF0086	S321	8/4/2000		0-15	1,630	0.3 *J*	0.93	52.1	0.15	1.6	112,000	26.2 *J*	1.4
ONON2A	SF0087	S321	8/4/2000		15-30	1,060	0.25 *UJ*	0.58	30.2	0.089	0.42	72,100	5.6 *J*	0.87
ONON2A	SF0088	S322	8/10/2000		0-15	14,500	0.87 *J*	8.6	214	0.79	14.9	91,800	134	9.2
ONON2A	SF0089	S322	8/10/2000		15-30	17,200	1.3 *J*	10.2	248	0.93	18.4	80,600	159	10.9
ONON2A	SF0094	S325	7/14/2000		0-2	2,850	0.46 *UJ*	3.1	210	0.22	0.44	316,000	229	21.8
ONON2A	SF0095	S325	7/14/2000		2-15	2,640	0.48 *J*	2.7	199	0.2	0.34	301,000	193	18.5
ONON2A	SF0096	S325	7/14/2000		15-30	3,110	0.57 *J*	3.2	209	0.24	0.54	315,000	363	39.6
ONON2A	SF0101	S328	7/15/2000		0-15	1,660	0.31 *UJ*	3.2	131 *J*	0.12	1.1	336,000	356	24.4
ONON2A	SF0102	S328	7/15/2000		15-30	1,320	0.36 *UJ*	0.41 *U*	107 *J*	0.03	0.052 *U*	371,000	4.2	0.23
ONON2A	SF0103	S329	7/16/2000		0-15	791	0.39 *J*	0.42 *U*	99	0.17	0.21	315,000	46.9	1
ONON2A	SF0104	S329	7/16/2000		15-30	962	0.33 *UJ*	0.51	95.4	0.17	0.049	335,000	3.2	0.9
ONON2A	SF0105	S330	7/16/2000		0-15	1,100	0.32 *J*	1.3	98.7	0.19	0.19	355,000	83.6	7.1
ONON2A	SF0106	S330	7/16/2000		15-30	821	0.33 *UJ*	0.52	97.5	0.17	0.068	322,000	10.3	1.3
ONON2A	SF0134	S333	8/2/2000		0-15	3,690	3.4 *J*	47.3 *J*	95.2	0.45	1.1	252,000	216	15.2
ONON2A	SF0135	S333	8/2/2000		15-30	3,170	3.5 *J*	39.7 *J*	86.7	0.42	0.94	269,000	84.8	3.5
ONON2A	SF0153	S334	8/2/2000		0-15	3,670	3.5 *J*	18 *J*	917	0.4	1.1	232,000	813	30.7
ONON2A	SF0154	S334	8/2/2000		15-30	6,300	2.9 *J*	23.3 *J*	404	0.63	0.44	213,000	331	7
ONON2A	SF0115	S335	8/2/2000		0-15	3,930	2.9 *J*	20.6 *J*	685	0.41	1	267,000	538	32.5
ONON2A	SF0116	S335	8/2/2000		15-30	5,120	2.6 *J*	25.3 *J*	540	0.54	0.6	228,000	284	9.3
ONON2A	SF0117	S336	8/3/2000		0-15	2,080	0.51 *J*	5.7	204 *J*	0.19 *J*	0.23 *J*	225,000	190	21.9 *J*
ONON2A	SF0118	S336	8/3/2000		15-30	3,440	7.4 *J*	20.5	2,990 *J*	0.35 *J*	5.1 *J*	166,000	3,040	105 *J*
ONON2A	SF0124	S339	8/3/2000		0-15	2,730	1.5 *J*	15.1	1,430 *J*	0.31 *J*	2.3 *J*	205,000	2,370	96.2 *J*
ONON2A	SF0125	S339	8/3/2000		15-30	3,350	2.2 *J*	13.7	975 *J*	0.34 *J*	1.7 *J*	237,000	1,920	59.6 *J*

Table A-3A. (cont.)

Survey	Sample Number	Survey Station	Date	Duplicates	Depth (cm)	Copper mg/kg	Cyanide mg/kg	Iron mg/kg	Lead mg/kg	Magnesium mg/kg	Manganese mg/kg	Methylmercury µg/kg
O-SEDCHM	S00519	S47	7/24/1992		0-2	25.2 *J*			10.9	3,940		
ONON2A	VC0196	S307	7/18/2000		0-15	68.1	0.75 *U*	34,100	126	2,530	414	
ONON2A	VC0197	S307	7/18/2000		15-30	3.6	0.77 *U*	2,490	6.5	2,840	141	
ONON2A	VC0207	S311	7/20/2000		0-15	38.3	2.8	7,530	24.3	26,900	410	
ONON2A	VC0208	S311	7/20/2000		15-30	40.3	5.6	6,050	42.2	22,200	289	
ONON2A	VC0187	S313	7/18/2000		0-15	66.5	0.82 *U*	10,500	223	8,840	199	
ONON2A	VC0188	S313	7/18/2000		15-30	102	0.65 *U*	11,000	351	15,500	188	
ONON2A	SF0072	S314	8/10/2000		0-15	106	1.1 *U*	12,900	363	7,530	259 *J*	
ONON2A	SF0073	S314	8/10/2000		15-30	85	1.1 *U*	13,000	199	7,330	261 *J*	
ONON2A	SF0076	S316	8/10/2000		0-15	30.2	0.66 *U*	5,460	50.3	6,080	107 *J*	
ONON2A	SF0077	S316	8/10/2000		15-30	7.6	0.64 *U*	7,030	14	6,990	156 *J*	
ONON2A	VC0189	S318	7/14/2000		0-15	45.9 *J*	0.64 *U*	4,160	52.5 *J*	4,220 *J*	116	
ONON2A	VC0190	S318	7/14/2000		15-30	72.7 *J*	0.63 *U*	4,200	29.8 *J*	4,510 *J*	121	
ONON2A	SF0086	S321	8/4/2000		0-15	30.4	0.7 *U*	3,830	28	5,280	180	
ONON2A	SF0087	S321	8/4/2000		15-30	4.7	0.65 *U*	2,370	4.8	4,870	138	
ONON2A	SF0088	S322	8/10/2000		0-15	153	1 *U*	25,300	285	16,200	431 *J*	
ONON2A	SF0089	S322	8/10/2000		15-30	193	1 *U*	29,700	351	19,300	470 *J*	
ONON2A	SF0094	S325	7/14/2000		0-2	33.1	1.2 *U*	11,800	32.3	5,460	844	
ONON2A	SF0095	S325	7/14/2000		2-15	30.4	1.2 *U*	10,500	28.9	5,190	638	
ONON2A	SF0096	S325	7/14/2000		15-30	44.5	1.2 *U*	14,400	37	5,740	748	
ONON2A	SF0101	S328	7/15/2000		0-15	43.5 *J*	0.83 *U*	9,130	49.2 *J*	5,290 *J*	286	
ONON2A	SF0102	S328	7/15/2000		15-30	2.8 *J*	0.93 *U*	2,060	0.8 *J*	3,450 *J*	137	
ONON2A	SF0103	S329	7/16/2000		0-15	5.1	0.95 *U*	1,780	4.5	2,700	276	
ONON2A	SF0104	S329	7/16/2000		15-30	1.6	0.87 *U*	2,130	0.39	2,920	162	
ONON2A	SF0105	S330	7/16/2000		0-15	8.1	0.81 *U*	3,750	13.1	3,560	217	
ONON2A	SF0106	S330	7/16/2000		15-30	3	0.86 *U*	1,820	1.6	2,840	140	
ONON2A	SF0134	S333	8/2/2000		0-15	189	1.8 *U*	22,200	89.8	4,420	221	
ONON2A	SF0135	S333	8/2/2000		15-30	103	1.7 *U*	20,700	102	3,040	183	
ONON2A	SF0153	S334	8/2/2000		0-15	237	1.2	35,200	393	4,360	326	
ONON2A	SF0154	S334	8/2/2000		15-30	237	1.6	31,600	148	8,660	263	
ONON2A	SF0115	S335	8/2/2000		0-15	194	1.7 *U*	27,700	200	5,410	291	
ONON2A	SF0116	S335	8/2/2000		15-30	185	0.77 *U*	28,300	141	7,230	233	
ONON2A	SF0117	S336	8/3/2000		0-15	42.7 *J*	0.57 *U*	12,900	75.7 *J*	13,300	297	
ONON2A	SF0118	S336	8/3/2000		15-30	446 *J*	0.9 *U*	42,000	2,050 *J*	5,070	850	
ONON2A	SF0124	S339	8/3/2000		0-15	366 *J*	1.8	35,800	613 *J*	3,840	784	
ONON2A	SF0125	S339	8/3/2000		15-30	363 *J*	1.8	31,700	455 *J*	6,110	730	

Table A-3A. (cont.)

Survey	Sample Number	Survey Station	Date	Duplicates	Depth (cm)	Mercury mg/kg	Nickel mg/kg	Potassium mg/kg	Selenium mg/kg	Silver mg/kg	Sodium mg/kg	Thallium mg/kg	Vanadium mg/kg	Zinc mg/kg
O-SEDCHM	S00519	S47	7/24/1992		0-2	0.49	40.2 *J*							79.4 *J*
ONON2A	VC0196	S307	7/18/2000		0-15	0.41	132	94.9 *J*	1.6	0.11 *U*	4,740	0.74 *U*	27.4	57
ONON2A	VC0197	S307	7/18/2000		15-30	0.077	12.8	174 *J*	1.2	0.11 *U*	7,020	0.75 *U*	3.3	27.6
ONON2A	VC0207	S311	7/20/2000		0-15	16 *J*	23	129	0.97 *U*	0.2 *U*	3,240	1.3 *U*	10.1 *J*	66.9
ONON2A	VC0208	S311	7/20/2000		15-30	0.75 *J*	32.9	116	1.1	0.35	4,210	1.2 *U*	8.7 *J*	64.5
ONON2A	VC0187	S313	7/18/2000		0-15	8.8	35.3	1,170 *J*	1.2	1	1,770	0.8 *U*	14.7	190
ONON2A	VC0188	S313	7/18/2000		15-30	4.7	23.5	1,020 *J*	0.82	0.47	1,160	0.64 *U*	17.7	134
ONON2A	SF0072	S314	8/10/2000		0-15	41.6	59	769	0.9	2.8	2,200 *J*	1.1 *U*	13.7 *J*	186
ONON2A	SF0073	S314	8/10/2000		15-30	38.3	50.6	341	0.89	2	2,500 *J*	1.1 *U*	14 *J*	170
ONON2A	SF0076	S316	8/10/2000		0-15	0.35	4.6	355	0.49 *U*	0.11	383 *J*	0.64 *U*	5.4 *J*	53.2
ONON2A	SF0077	S316	8/10/2000		15-30	0.036 *U*	6.3	723	0.47 *U*	0.14	1,030 *J*	0.62 *U*	7.3 *J*	25.1
ONON2A	VC0189	S318	7/14/2000		0-15	0.91 *J*	8.9	251	0.48 *U*	0.36	1,570	0.63 *U*	4.1	83.8
ONON2A	VC0190	S318	7/14/2000		15-30	1.2 *J*	9.4	275	0.47 *U*	3.4	1,930	0.62 *U*	4.3	127
ONON2A	SF0086	S321	8/4/2000		0-15	0.21 *J*	6.3	391	0.52 *U*	0.2	614 *J*	0.69 *U*	3.7	87.9
ONON2A	SF0087	S321	8/4/2000		15-30	0.092 *J*	2.4	221	0.48 *U*	0.098 *U*	966 *J*	0.64 *U*	2.6	25.3
ONON2A	SF0088	S322	8/10/2000		0-15	1	50.9	3,480	0.76 *U*	5.2	1,250 *J*	1.1	29.4 *J*	383
ONON2A	SF0089	S322	8/10/2000		15-30	1.1	62.7	3,820	0.74 *U*	6.2	2,520 *J*	1.2	34.6 *J*	426
ONON2A	SF0094	S325	7/14/2000		0-2	0.072	107	721	1.8	0.18 *U*	1,550	1.2 *U*	23.4	136
ONON2A	SF0095	S325	7/14/2000		2-15	0.17	97.2	660	1.9	0.18 *U*	1,380	1.2 *U*	22	120
ONON2A	SF0096	S325	7/14/2000		15-30	0.24	179	740	2.4	0.18 *U*	1,880	1.2 *U*	34	144
ONON2A	SF0101	S328	7/15/2000		0-15	0.72 *J*	111	533	1.2 *U*	0.12 *U*	6,300	0.81 *U*	25.9	98.5
ONON2A	SF0102	S328	7/15/2000		15-30	0.053 *UJ*	2.6	311	0.89	0.14 *U*	9,000	0.92 *U*	2.2	23.1
ONON2A	SF0103	S329	7/16/2000		0-15	0.11	5.3	200	0.71 *U*	0.14 *U*	5,170	0.94 *U*	2.1	21.8
ONON2A	SF0104	S329	7/16/2000		15-30	0.049 *U*	3	168	0.83	0.13 *U*	7,390	0.85 *U*	1.6	16.5
ONON2A	SF0105	S330	7/16/2000		0-15	0.43	22.4	239	1.2 *U*	0.12 *U*	3,170	0.79 *U*	5.3	30.8
ONON2A	SF0106	S330	7/16/2000		15-30	0.14	3.8	175	0.83	0.13 *U*	4,510	0.84 *U*	1.9	13.8
ONON2A	SF0134	S333	8/2/2000		0-15	1.6	61.1	449	3.4	0.36	3,440	0.87 *U*	33.3	116 *J*
ONON2A	SF0135	S333	8/2/2000		15-30	1.1	27	388	2.9	0.25	7,280	0.83 *U*	19.8	131 *J*
ONON2A	SF0153	S334	8/2/2000		0-15	4.2	206	736	3.8	0.47	2,170	0.77 *U*	55.3	187 *J*
ONON2A	SF0154	S334	8/2/2000		15-30	6.5	88.1	1,510	3	0.23	2,970	0.76 *U*	32.3	108 *J*
ONON2A	SF0115	S335	8/2/2000		0-15	2.1	159	1,090	3.4	0.53	4,210	0.92	63.5	185 *J*
ONON2A	SF0116	S335	8/2/2000		15-30	3.5	77.2	1,570	2.6	0.27	6,300	0.76 *U*	26.3	122 *J*
ONON2A	SF0117	S336	8/3/2000		0-15	7.7	71.4 *J*	812	0.9 *J*	0.085 *U*	1,940 *J*	0.56 *UJ*	43.2 *J*	137 *J*
ONON2A	SF0118	S336	8/3/2000		15-30	14.1	1,060 *J*	1,210	3.9 *J*	1.2	10,800 *J*	0.88 *UJ*	174 *J*	2,260 *J*
ONON2A	SF0124	S339	8/3/2000		0-15	6.4	1,080 *J*	594	3 *J*	0.99	7,300 *J*	0.92 *UJ*	168 *J*	234 *J*
ONON2A	SF0125	S339	8/3/2000		15-30	3	863 *J*	793	2.7 *J*	0.75	13,300 *J*	1 *UJ*	122 *J*	196 *J*

Table A-3A. (cont.)

Survey	Sample Number	Survey Station	Date	Duplicates	Depth (cm)	Aluminum mg/kg	Antimony mg/kg	Arsenic mg/kg	Barium mg/kg	Beryllium mg/kg	Cadmium mg/kg	Calcium mg/kg	Chromium mg/kg	Cobalt mg/kg
ONON2A	SF0123	S340	8/15/2000	1	0-2	1,630 *J*	0.36 *UJ*	17.1 *J*	229 *J*	0.15 *J*	0.15 *J*	304,000 *J*	58.3 *J*	7.1 *J*
ONON2A	SF0123_R	S340	8/15/2000	2	0-2	3,020 *J*	0.53 *J*	18.7 *J*	1,640 *J*	0.27 *J*	0.26 *J*	317,000 *J*	13.7 *J*	2.2 *J*
ONON2A	SF0126	S340	8/3/2000		0-15	2,770	0.46 *J*	8.5	952 *J*	0.26 *J*	0.13 *J*	260,000	12.5	1.4 *J*
ONON2A	SF0127	S340	8/3/2000		15-30	3,760	0.38 *UJ*	8.7	2,750 *J*	0.31 *J*	0.066 *J*	266,000	42.5	1.8 *J*
ONON2A	SF0128	S341	8/4/2000		0-15	6,390	0.78 *J*	9.4	1,010	0.53	0.19	297,000	10.2 *J*	3.1
ONON2A	SF0129	S341	8/4/2000		15-30	7,430	0.53 *J*	8.4	22,600	0.57	0.071 *U*	257,000	10.8 *J*	7.8
ONON2A	SF0132	S343	8/4/2000		0-15	3,350	0.59 *J*	7.3	1,090	0.44	0.88	329,000	20.7 *J*	2.7
ONON2A	SF0133	S343	8/4/2000		15-30	3,010	0.36 *J*	4.4	558	0.28	1.2	331,000	14.3 *J*	1.7
ONON2A	SF0136	S345	8/4/2000		0-15	8,230	0.68 *J*	11.8	2,070	0.65	0.35	276,000	19.2 *J*	4
ONON2A	SF0137	S345	8/4/2000		15-30	6,700	0.92 *J*	11.5	1,350	0.52	0.62	287,000	18 *J*	3.4
ONON2A	SF0138	S346	8/4/2000		0-15	3,080	0.46 *J*	4.8	776	0.32	0.91	318,000	18 *J*	2.2
ONON2A	SF0139	S346	8/4/2000		15-30	2,410	0.34 *J*	3.9	1,410	0.24	2.3	324,000	18.2 *J*	1.8
ONON2A	SF0140	S347	8/4/2000		0-15	6,200	0.54 *J*	10.4	1,360	0.54	0.62	282,000	18.4 *J*	4.4
ONON2A	SF0141	S347	8/4/2000		15-30	8,770	0.88 *J*	12.1	1,540	0.71	0.37	280,000	15 *J*	4.3
ONON2A	SF0142	S348	8/5/2000		0-15	4,000	0.59 *J*	7.4	284	0.36	0.86	339,000	19.4 *J*	2.1
ONON2A	SF0143	S348	8/5/2000		15-30	2,840	0.47 *UJ*	5.8	242	0.27	0.64	322,000	13.6 *J*	1.2
ONON2A	SF0144	S349	8/5/2000		0-15	3,980	0.39 *UJ*	6.9	783 *J*	0.37	1.4	309,000	44.1	3.5
ONON2A	SF0145	S349	8/5/2000		15-30	5,590	0.42 *UJ*	8.5	436 *J*	0.54	3	274,000	60.9	6.3
ONON2A	SF0146	S350	8/5/2000		0-15	4,590	0.58 *J*	7.1	1,230 *J*	0.38	0.72	313,000	36.2	3.2
ONON2A	SF0147	S350	8/5/2000		15-30	3,260	0.45 *J*	5.5	496 *J*	0.29	0.67	334,000	20.6	1.9
ONON2A	SF0149	S351	8/5/2000		0-15	2,520	0.27 *UJ*	3.4	109 *J*	0.33	0.82	326,000	47.5	5.1
ONON2A	SF0150	S351	8/5/2000		15-30	4,880	0.36 *UJ*	6.1	308 *J*	0.43	1.7	248,000	68	5.5
ONON2A	SF0173	S351	8/15/2000		0-2	5,760	0.9	5.9	405	0.44	1.1	281,000	57.9	5.5
ONON2A	SF0151	S352	8/10/2000		0-15	5,590	1.2	5.2	242	0.41	2.6	143,000	87.3	6.5
ONON2A	SF0152	S352	8/10/2000		15-30	7,210	0.8 *J*	7.4	344	0.47	4.4	216,000	108	5.7
ONON2A	SF0113	S353	7/27/2000		0-15	3,100	0.46 *J*	3.5	188	0.37	2.2	151,000	60.7	5.4
ONON2A	SF0114	S353	7/27/2000		15-30	2,560	0.48 *J*	2.5	115	0.25	2.4	90,500	49.8	4.2
ONON2A	SF0024	S366	8/15/2000		0-15	2,210	0.36 *U*	0.62	111	0.18	0.14	336,000	10.7	0.84
ONON2A	SF0025	S366	8/15/2000		15-30	1,980	0.36 *U*	0.42 *U*	107	0.15	0.053 *U*	340,000	3.7	0.61
ONON2A	SF0026	S367	8/15/2000		0-2	1,790	0.35 *U*	0.93	110 *J*	0.22	2.5	311,000	71.1	1.9
ONON2A	SF0027	S367	8/15/2000		2-15	2,660	0.36 *U*	0.69	106	0.21	1.1	329,000	37.1	1.3
ONON2A	SF0028	S367	8/15/2000		15-30	3,270	0.38 *U*	0.7	95.9	0.18	0.057 *U*	324,000	4.9	0.54
ONON2A	SF0170	S434	8/9/2000		0-15	1,000 *J*	0.34 *UJ*	0.62	98 *J*	0.11	0.049 *U*	332,000 *J*	26.5 *J*	2.9 *J*
ONON2A	SF0171	S434	8/9/2000		15-30	1,600 *J*	0.36 *UJ*	0.63	94.1 *J*	0.13	0.053 *U*	320,000 *J*	3.8 *J*	0.39
ONON2A	SF0172	S435	8/9/2000		0-5	1,950 *J*	0.83 *J*	9.9 *J*	188 *J*	0.18	0.23	219,000 *J*	159 *J*	14.7 *J*
ONON2A	PC0046	S402	7/21/2000	CL1	0-4									

Table A-3A. (cont.)

Survey	Sample Number	Survey Station	Date	Duplicates	Depth (cm)	Copper mg/kg	Cyanide mg/kg	Iron mg/kg	Lead mg/kg	Magnesium mg/kg	Manganese mg/kg	Methylmercury µg/kg
ONON2A	SF0123	S340	8/15/2000	1	0-2	13.4 *J*	0.94 *UJ*	3,770 *J*	16.1 *J*	5,260 *J*	305 *J*	
ONON2A	SF0123_R	S340	8/15/2000	2	0-2	28.6 *J*	2 *J*	4,370 *J*	23.6 *J*	12,400 *J*	241 *J*	
ONON2A	SF0126	S340	8/3/2000		0-15	42.2 *J*	3.8	5,670	21.5 *J*	12,400	160	
ONON2A	SF0127	S340	8/3/2000		15-30	41.9 *J*	3.7	3,900	26.1 *J*	14,500	182	
ONON2A	SF0128	S341	8/4/2000		0-15	37 *J*	1.3	5,780	30.9	15,800	250	
ONON2A	SF0129	S341	8/4/2000		15-30	22.9 *J*	3.3	5,730	14.1	24,900	313	
ONON2A	SF0132	S343	8/4/2000		0-15	132 *J*	0.94	4,840	34.5	9,940	208	
ONON2A	SF0133	S343	8/4/2000		15-30	62.4 *J*	2	3,810	29.5	11,300	191	
ONON2A	SF0136	S345	8/4/2000		0-15	50.8 *J*	6.4	8,970	20	30,900	340	
ONON2A	SF0137	S345	8/4/2000		15-30	52.2 *J*	12	7,270	22.8	39,800	414	
ONON2A	SF0138	S346	8/4/2000		0-15	58.2 *J*	0.77 *U*	4,390	36.3	7,410	231	
ONON2A	SF0139	S346	8/4/2000		15-30	94 *J*	1.2	4,010	46.6	7,690	185	
ONON2A	SF0140	S347	8/4/2000		0-15	27.6 *J*	0.91 *U*	7,600	21.1	17,900	405	
ONON2A	SF0141	S347	8/4/2000		15-30	31.1 *J*	5	8,430	19.1	26,200	242	
ONON2A	SF0142	S348	8/5/2000		0-15	27.8	1.4 *U*	5,130	91.7	24,900	327 *J*	
ONON2A	SF0143	S348	8/5/2000		15-30	28	1.3	3,090	47.1	22,100	173 *J*	
ONON2A	SF0144	S349	8/5/2000		0-15	50.1 *J*	1 *U*	7,500	50.4	13,100 *J*	246	
ONON2A	SF0145	S349	8/5/2000		15-30	66.9 *J*	1.1 *U*	8,620	83.7	16,300 *J*	260	
ONON2A	SF0146	S350	8/5/2000		0-15	41 *J*	1.3 *U*	7,760	78.1	26,900 *J*	348	
ONON2A	SF0147	S350	8/5/2000		15-30	35.2 *J*	1.2 *U*	6,380	49.6	19,000 *J*	198	
ONON2A	SF0149	S351	8/5/2000		0-15	31.5 *J*	0.72 *U*	6,750	88.6	12,500 *J*	232	
ONON2A	SF0150	S351	8/5/2000		15-30	181 *J*	0.96 *U*	10,400	107	25,200 *J*	281	
ONON2A	SF0173	S351	8/15/2000		0-2	64.1	1.2 *U*	10,600	124	9,600	299	
ONON2A	SF0151	S352	8/10/2000		0-15	86.7	0.96 *U*	12,500	750	11,200	186	
ONON2A	SF0152	S352	8/10/2000		15-30	110	0.9 *U*	11,300	845	12,800	210 *J*	
ONON2A	SF0113	S353	7/27/2000		0-15	71.2	0.73 *U*	11,500	101	5,200	175	
ONON2A	SF0114	S353	7/27/2000		15-30	55	0.65 *U*	8,050	104	5,800	138	
ONON2A	SF0024	S366	8/15/2000		0-15	6	0.94 *U*	3,650	4	3,610	228	
ONON2A	SF0025	S366	8/15/2000		15-30	2.6	0.94 *U*	3,380	0.85	3,520	184	
ONON2A	SF0026	S367	8/15/2000		0-2	34.3 *J*	0.92 *U*	4,350	17.5	3,550	364	
ONON2A	SF0027	S367	8/15/2000		2-15	18.4	0.95 *U*	4,600	8.3	4,510	279	
ONON2A	SF0028	S367	8/15/2000		15-30	3.9	1 *U*	4,440	1.4	3,960	170	
ONON2A	SF0170	S434	8/9/2000		0-15	4.6 *J*	0.88 *U*	2,470 *J*	3.8 *J*	3,120 *J*	151 *J*	
ONON2A	SF0171	S434	8/9/2000		15-30	2.5 *J*	0.94 *U*	2,410 *J*	0.88 *J*	3,390 *J*	114 *J*	
ONON2A	SF0172	S435	8/9/2000		0-5	56.7 *J*	0.82 *U*	9,590 *J*	38.7 *J*	4,710 *J*	155 *J*	
ONON2A	PC0046	S402	7/21/2000	CL1	0-4							1.12

Table A-3A. (cont.)

Survey	Sample Number	Survey Station	Date	Duplicates	Depth (cm)	Mercury mg/kg	Nickel mg/kg	Potassium mg/kg	Selenium mg/kg	Silver mg/kg	Sodium mg/kg	Thallium mg/kg	Vanadium mg/kg	Zinc mg/kg
ONON2A	SF0123	S340	8/15/2000	1	0-2	1 *J*	20.6 *J*	469 *J*	0.87 *J*	0.14 *UJ*	2,030 *J*	0.92 *UJ*	9.2 *J*	54.7 *J*
ONON2A	SF0123_R	S340	8/15/2000	2	0-2	2.6 *J*	8.2 *J*	40.1 *J*	1.6 *J*	0.19 *J*	5,690 *J*	0.96 *UJ*	7.1 *J*	44.9 *J*
ONON2A	SF0126	S340	8/3/2000		0-15	2.5	9.7 *J*	168	0.87 *J*	0.49	7,020 *J*	0.79 *UJ*	6.2 *J*	39.9 *J*
ONON2A	SF0127	S340	8/3/2000		15-30	2.2	7.8 *J*	260	0.8 *J*	0.23	10,300 *J*	0.99 *UJ*	7.2 *J*	43.7 *J*
ONON2A	SF0128	S341	8/4/2000		0-15	2.5	14.9	712 *J*	1.6	0.44	4,730 *J*	0.88	12.9	47
ONON2A	SF0129	S341	8/4/2000		15-30	0.74	10	318 *J*	1.3	0.19 *U*	10,200 *J*	1.2 *U*	13.6	22.7
ONON2A	SF0132	S343	8/4/2000		0-15	2.8	27.2	90.4 *J*	1.2	0.39	3,360 *J*	0.85 *U*	7.5	47.8
ONON2A	SF0133	S343	8/4/2000		15-30	1.9	18.8	153 *J*	0.97	0.32	4,210 *J*	0.88 *U*	5.9	38.5
ONON2A	SF0136	S345	8/4/2000		0-15	0.59	25.3	313 *J*	0.9 *U*	0.18 *U*	2,530 *J*	1.2 *U*	15.2	30.6
ONON2A	SF0137	S345	8/4/2000		15-30	0.39	22.5	213 *J*	1.6	0.24 *U*	5,360 *J*	1.6 *U*	11.7	51.9
ONON2A	SF0138	S346	8/4/2000		0-15	1.8	20.4	411 *J*	1.1 *U*	0.29	2,880 *J*	0.76 *U*	6.4	53.7
ONON2A	SF0139	S346	8/4/2000		15-30	1.7	21.5	88.2 *J*	1.2 *U*	0.38	3,420 *J*	0.81 *U*	4.6	57.9
ONON2A	SF0140	S347	8/4/2000		0-15	1.4	19.5	357 *J*	1.5	0.16	2,090 *J*	0.89 *U*	11.5	63.3
ONON2A	SF0141	S347	8/4/2000		15-30	1.5	20	851 *J*	0.98	0.17 *U*	3,180 *J*	1.1 *U*	14.9	92.5
ONON2A	SF0142	S348	8/5/2000		0-15	3.1 *J*	20.8	14.6 *U*	1.1 *U*	0.28	4,030 *J*	1.4 *U*	7.4 *J*	53.7
ONON2A	SF0143	S348	8/5/2000		15-30	2.1 *J*	16	12.7 *U*	0.92 *U*	0.26	5,510 *J*	1.2 *U*	5.3	30 *J*
ONON2A	SF0144	S349	8/5/2000		0-15	2 *J*	23.2	167	1.1	0.41	11,600	1 *U*	9.3	100 *J*
ONON2A	SF0145	S349	8/5/2000		15-30	1.8 *J*	26.4	159	2	1	13,700	1.1 *U*	10.7	144 *J*
ONON2A	SF0146	S350	8/5/2000		0-15	10.1 *J*	63.3	13.6 *U*	0.99 *U*	0.2 *U*	6,460	1.3 *U*	7.9	65.2 *J*
ONON2A	SF0147	S350	8/5/2000		15-30	13.9 *J*	25.1	11.9 *U*	1.4	0.18 *U*	8,630	1.1 *U*	5.6	50.6 *J*
ONON2A	SF0149	S351	8/5/2000		0-15	6.1 *J*	25.5	899	1.2	0.61	888	0.7 *U*	7.3	87.8 *J*
ONON2A	SF0150	S351	8/5/2000		15-30	11.8 *J*	32.6	916	1.3	0.96	1,730	0.94 *U*	14.5	162 *J*
ONON2A	SF0173	S351	8/15/2000		0-2	12.2	27.5	1,290	1.2	1.4	2,010	1.2 *U*	16.3	160
ONON2A	SF0151	S352	8/10/2000		0-15	18.2	32.4	1,170	0.78	1.8	4,120 *J*	0.97	14.2	218 *J*
ONON2A	SF0152	S352	8/10/2000		15-30	37	41.1	1,570	0.67 *U*	2.7	10,100	1.3	15.9	241
ONON2A	SF0113	S353	7/27/2000		0-15	11.7	32.4	471	0.54 *U*	0.51	2,100	0.71 *U*	6.7	162
ONON2A	SF0114	S353	7/27/2000		15-30	2	24.3	437	0.64	0.45	3,420	0.64 *U*	6.2	134
ONON2A	SF0024	S366	8/15/2000		0-15	0.053 *U*	4.2	659	0.93	0.14 *U*	3,690	0.92 *U*	3.7	27.7
ONON2A	SF0025	S366	8/15/2000		15-30	0.054 *U*	4.1	521	0.7 *U*	0.14 *U*	7,030	0.92 *U*	3.1	21.2
ONON2A	SF0026	S367	8/15/2000		0-2	0.7 *J*	8.8	507	1	0.52	1,060 *J*	0.9 *U*	3.9	80.8
ONON2A	SF0027	S367	8/15/2000		2-15	0.33	6.5	851	0.73	0.14 *U*	1,230	0.93 *U*	4.5	57.7
ONON2A	SF0028	S367	8/15/2000		15-30	0.091	4.2	1,060	0.93	0.15 *U*	1,990	0.99 *U*	5	20.6
ONON2A	SF0170	S434	8/9/2000		0-15	0.056	9.1 *J*	160 *J*	1.2 *J*	0.13 *U*	4,490 *J*	0.87 *U*	4.3 *J*	24.3 *J*
ONON2A	SF0171	S434	8/9/2000		15-30	0.053 *U*	3 *J*	351 *J*	1.1 *J*	0.14 *U*	9,140 *J*	0.92 *U*	2.6 *J*	12.4 *J*
ONON2A	SF0172	S435	8/9/2000		0-5	0.18	72.6 *J*	48.3 *J*	5.4 *J*	1.7 *J*	4,460 *J*	0.81 *U*	22.8 *J*	50.5 *J*
ONON2A	PC0046	S402	7/21/2000	CL1	0-4	3.89								

Table A-3A. (cont.)

Survey	Sample Number	Survey Station	Date	Duplicates	Depth (cm)	Aluminum mg/kg	Antimony mg/kg	Arsenic mg/kg	Barium mg/kg	Beryllium mg/kg	Cadmium mg/kg	Calcium mg/kg	Chromium mg/kg	Cobalt mg/kg
ONON2A	PC0047	S402	7/21/2000	CL1	4-8									
ONON2A	PC0049	S402	7/21/2000	CL2	0-4									
ONON2A	PC0050	S402	7/21/2000	CL2	4-8									
ONON2A	PC0052	S402	7/21/2000	CL3	0-4									
ONON2A	PC0053	S402	7/21/2000	CL3	4-8									
ONON2A	BC0009	S402	7/30/2000		0-2									
ONON2A	BC0010	S402	7/30/2000		2-10									
ONON2A	BC0013	S403	7/30/2000		0-2									
ONON2A	BC0014	S403	7/30/2000		2-14									
ONON2A	BC0015	S404	7/31/2000		0-2									
ONON2A	BC0016	S404	7/31/2000		2-8									
ONON2A	BC0019	S406	7/31/2000		0-2									
ONON2A	BC0020	S406	7/31/2000		2-15									

Table A-3A. (cont.)

Survey	Sample Number	Survey Station	Date	Duplicates	Depth (cm)	Copper mg/kg	Cyanide mg/kg	Iron mg/kg	Lead mg/kg	Magnesium mg/kg	Manganese mg/kg	Methylmercury µg/kg
ONON2A	PC0047	S402	7/21/2000	CL1	4-8							1
ONON2A	PC0049	S402	7/21/2000	CL2	0-4							1.99
ONON2A	PC0050	S402	7/21/2000	CL2	4-8							0.608
ONON2A	PC0052	S402	7/21/2000	CL3	0-4							0.438
ONON2A	PC0053	S402	7/21/2000	CL3	4-8							0.886
ONON2A	BC0009	S402	7/30/2000		0-2							16.2
ONON2A	BC0010	S402	7/30/2000		2-10							17.6
ONON2A	BC0013	S403	7/30/2000		0-2							3.49
ONON2A	BC0014	S403	7/30/2000		2-14							0.68
ONON2A	BC0015	S404	7/31/2000		0-2							8.7
ONON2A	BC0016	S404	7/31/2000		2-8							12
ONON2A	BC0019	S406	7/31/2000		0-2							41.7
ONON2A	BC0020	S406	7/31/2000		2-15							19.5

Table A-3A. (cont.)

Survey	Sample Number	Survey Station	Date	Duplicates	Depth (cm)	Mercury mg/kg	Nickel mg/kg	Potassium mg/kg	Selenium mg/kg	Silver mg/kg	Sodium mg/kg	Thallium mg/kg	Vanadium mg/kg	Zinc mg/kg
ONON2A	PC0047	S402	7/21/2000	CL1	4-8	2.45								
ONON2A	PC0049	S402	7/21/2000	CL2	0-4	5.24								
ONON2A	PC0050	S402	7/21/2000	CL2	4-8	1.65								
ONON2A	PC0052	S402	7/21/2000	CL3	0-4	3.64 *J*								
ONON2A	PC0053	S402	7/21/2000	CL3	4-8	2.01								
ONON2A	BC0009	S402	7/30/2000		0-2	1.8								
ONON2A	BC0010	S402	7/30/2000		2-10	1.6								
ONON2A	BC0013	S403	7/30/2000		0-2	1								
ONON2A	BC0014	S403	7/30/2000		2-14	0.97								
ONON2A	BC0015	S404	7/31/2000		0-2	22.4								
ONON2A	BC0016	S404	7/31/2000		2-8	25.7								
ONON2A	BC0019	S406	7/31/2000		0-2	40.4								
ONON2A	BC0020	S406	7/31/2000		2-15	64.8								

Notes: *J* - estimated

U - not detected at reported quantitation limit

CL-1, CL-2, and CL-3 are co-located borings. Although they are not true field replicates, they were collected with the intent of assessing the spatial heterogeneity of samples collected at essentially the same location. As such, these three samples (CL-1, 2, and 3) were treated in the same manner as field replicates for the purposes of the HHRA.

Table A-3B. Southern Basin Nearshore Sediments – Volatile Organic Compound Data

Survey	Sample Number	Survey Station	Date	Duplicates	Depth (cm)	1,1,1-Trichloro-ethane (µg/kg)	1,1,2,2-Tetrachloro-ethane (µg/kg)	1,1,2-Trichloro-ethane (µg/kg)	1,1-Dichloro-ethane (µg/kg)	1,1-Dichloro-ethene (µg/kg)	1,2-Dichloro-ethane (µg/kg)	1,2-Dichloro-ethene (Total) (µg/kg)	1,2-Dichloro-propane (µg/kg)
O-SEDCHM	S00014	P1	5/8/1992		0 - 30	5,300 *U*	5,300 *U*	5,300 *U*	5,300 *U*	5,300 *U*	5,300 *U*	5,300 *U*	5,300 *U*
O-SEDCHM	S00001	P10	5/7/1992		0 - 30	15 *U*	15 *U*	15 *U*	15 *U*	15 *U*	15 *U*	15 *U*	15 *U*
O-SEDCHM	S00062	P16	5/11/1992	1	0 - 30	110 *U*	110 *U*	110 *U*	110 *U*	110 *U*	110 *U*	110 *U*	110 *U*
O-SEDCHM	S00065	P16	5/11/1992	2	0 - 30	58 *U*	58 *U*	58 *U*	58 *U*	58 *U*	58 *U*	58 *U*	58 *U*
O-SEDCHM	S00066	P16	5/11/1992	3	0 - 30	52 *U*	52 *U*	52 *U*	52 *U*	52 *U*	52 *U*	52 *U*	52 *U*
O-SEDCHM	S00017	P20	5/8/1992		0 - 30	5,900 *U*	5,900 *U*	5,900 *U*	5,900 *U*	5,900 *U*	5,900 *U*	5,900 *U*	5,900 *U*
O-SEDCHM	S00007	P36	5/8/1992		0 - 30	13 *U*	13 *U*	13 *U*	13 *U*	13 *U*	13 *U*	13 *U*	13 *U*
O-SEDCHM	S00051	P46	5/10/1992		0 - 30	76 *U*	76 *U*	76 *U*	76 *U*	76 *U*	76 *U*	76 *U*	76 *U*
O-SEDCHM	S00004	P6	5/7/1992		0 - 30	11 *U*	11 *U*	11 *U*	11 *U*	11 *U*	11 *U*	11 *U*	11 *U*
O-SEDCHM	S00556	S1	8/2/1992	1	0 - 2	1,700 *U*	1,700 *U*	1,700 *U*	1,700 *U*	1,700 *U*	1,700 *U*	1,700 *U*	1,700 *U*
O-SEDCHM	S00557	S1	8/2/1992	2	0 - 2	15 *U*	15 *U*	15 *U*	15 *U*	15 *U*	15 *U*	15 *U*	15 *U*
O-SEDCHM	S00558	S1	8/2/1992	3	0 - 2	18 *U*	18 *U*	18 *U*	18 *U*	18 *U*	18 *U*	18 *U*	18 *U*
O-SEDCHM	S00546	S2	7/30/1992		0 - 2								
O-SEDCHM	S00613	S3	8/12/1992		0 - 2								
O-SEDCHM	S00653	S3	9/17/1992		0 - 2								
O-SEDCHM	S00340	S3	10/1/1992		0 - 30								
O-SEDCHM	S00547	S5	7/30/1992		0 - 2								
O-SEDCHM	S00582	S6	8/6/1992		0 - 2	14 *U*	14 *U*	14 *U*	14 *U*	14 *U*	14 *U*	14 *U*	14 *U*
O-SEDCHM	S00555	S7	8/2/1992		0 - 2								
O-SEDCHM	S00572	S10	8/4/1992		0 - 2	17 *U*	17 *UJ*	17 *U*	17 *U*	17 *U*	17 *U*	17 *U*	17 *U*
O-SEDCHM	S00567	S11	8/3/1992		0 - 2								
O-SEDCHM	S00162	S11	7/10/1992		0 - 30								
O-SEDCHM	S00565	S13	8/3/1992		0 - 2								
O-SEDCHM	S00542	S14	7/30/1992		0 - 2								
O-SEDCHM	S00566	S16	8/3/1992		0 - 2	16 *U*	16 *U*	16 *U*	16 *U*	16 *U*	16 *U*	16 *U*	16 *U*
O-SEDCHM	S00562	S17	8/3/1992	1	0 - 2								
O-SEDCHM	S00563	S17	8/3/1992	2	0 - 2								
O-SEDCHM	S00564	S17	8/3/1992	3	0 - 2								
O-SEDCHM	S00560	S20	8/2/1992		0 - 2	3,000 *U*	3,000 *U*	3,000 *U*	3,000 *U*	3,000 *U*	3,000 *U*	3,000 *U*	3,000 *U*
O-SEDCHM	S00540	S21	7/30/1992		0 - 2								
O-SEDCHM	S00580	S26	8/6/1992		0 - 2								
O-SEDCHM	S00533	S28	7/28/1992		0 - 2								
O-SEDCHM	S00573	S34	8/4/1992		0 - 2								
O-SEDCHM	S00535	S35	7/28/1992		0 - 2								
O-SEDCHM	S00532	S36	7/27/1992		0 - 2	18 *UJ*	18 *UJ*	18 *UJ*	18 *UJ*	18 *UJ*	18 *UJ*	18 *UJ*	18 *UJ*
O-SEDCHM	S00521	S37	7/24/1992		0 - 2								

Table A-3B. (cont.)

Survey	Sample Number	Survey Station	Date	Duplicates	Depth (cm)	2-Butanone (µg/kg)	2-Hexanone (µg/kg)	4-Methyl-2-pentanone (µg/kg)	Acetone (µg/kg)	Benzene (µg/kg)	Bromodichloro-methane (µg/kg)	Bromoform (µg/kg)	Bromomethane (µg/kg)
O-SEDCHM	S00014	P1	5/8/1992		0 - 30	5,300 *U*	5,300 *U*	5,300 *U*	5,300 *U*	5,900	5,300 *U*	5,300 *U*	5,300 *U*
O-SEDCHM	S00001	P10	5/7/1992		0 - 30	15 *U*	15 *U*	15 *U*	15 *U*	15 *U*	15 *U*	15 *U*	15 *U*
O-SEDCHM	S00062	P16	5/11/1992	1	0 - 30	220 *J*	110 *U*	110 *U*	220 *UJ*	18 *J*	110 *U*	110 *U*	110 *U*
O-SEDCHM	S00065	P16	5/11/1992	2	0 - 30	330	58 *U*	58 *U*	780	53 *J*	58 *U*	58 *U*	58 *U*
O-SEDCHM	S00066	P16	5/11/1992	3	0 - 30	420	52 *U*	52 *U*	630	40 *J*	52 *U*	52 *U*	52 *U*
O-SEDCHM	S00017	P20	5/8/1992		0 - 30	5,900 *U*	5,900 *U*	5,900 *U*	5,900 *U*	5,000 *J*	5,900 *U*	5,900 *U*	5,900 *U*
O-SEDCHM	S00007	P36	5/8/1992		0 - 30	13 *U*	13 *U*	13 *U*	54	13 *U*	13 *U*	13 *U*	13 *U*
O-SEDCHM	S00051	P46	5/10/1992		0 - 30	280	76 *U*	76 *U*	230 *J*	76 *U*	76 *U*	76 *U*	76 *U*
O-SEDCHM	S00004	P6	5/7/1992		0 - 30	11 *U*	11 *U*	11 *U*	41	11 *U*	11 *U*	11 *U*	11 *U*
O-SEDCHM	S00556	S1	8/2/1992	1	0 - 2	1,700 *U*	1,700 *U*	1,700 *U*	1,700 *U*	1,900	1,700 *U*	1,700 *U*	1,700 *U*
O-SEDCHM	S00557	S1	8/2/1992	2	0 - 2	29 *J*	15 *U*	15 *U*	170	15 *U*	15 *U*	15 *U*	15 *UJ*
O-SEDCHM	S00558	S1	8/2/1992	3	0 - 2	32 *J*	18 *U*	18 *U*	230	18 *U*	18 *U*	18 *U*	18 *UJ*
O-SEDCHM	S00546	S2	7/30/1992		0 - 2					330 *J*			
O-SEDCHM	S00613	S3	8/12/1992		0 - 2								
O-SEDCHM	S00653	S3	9/17/1992		0 - 2					51			
O-SEDCHM	S00340	S3	10/1/1992		0 - 30					800 *J*			
O-SEDCHM	S00547	S5	7/30/1992		0 - 2					11 *UJ*			
O-SEDCHM	S00582	S6	8/6/1992		0 - 2	14 *U*	14 *U*	14 *U*	37	14 *U*	14 *U*	14 *U*	14 *UJ*
O-SEDCHM	S00555	S7	8/2/1992		0 - 2					7 *UJ*			
O-SEDCHM	S00572	S10	8/4/1992		0 - 2	28 *J*	17 *UJ*	17 *UJ*	120	17 *U*	17 *U*	17 *U*	17 *UJ*
O-SEDCHM	S00567	S11	8/3/1992		0 - 2					7 *U*			
O-SEDCHM	S00162	S11	7/10/1992		0 - 30					1,500 *U*			
O-SEDCHM	S00565	S13	8/3/1992		0 - 2					50 *UJ*			
O-SEDCHM	S00542	S14	7/30/1992		0 - 2					2,700 *U*			
O-SEDCHM	S00566	S16	8/3/1992		0 - 2	16 *U*	16 *U*	16 *U*	34	16 *U*	16 *U*	16 *U*	16 *UJ*
O-SEDCHM	S00562	S17	8/3/1992	1	0 - 2					11 *UJ*			
O-SEDCHM	S00563	S17	8/3/1992	2	0 - 2					10 *UJ*			
O-SEDCHM	S00564	S17	8/3/1992	3	0 - 2					10 *UJ*			
O-SEDCHM	S00560	S20	8/2/1992		0 - 2	2,900 *J*	3,000 *U*	3,000 *U*	3,000 *U*	750 *J*	3000 *U*	3,000 *U*	3,000 *U*
O-SEDCHM	S00540	S21	7/30/1992		0 - 2					1,100 *U*			
O-SEDCHM	S00580	S26	8/6/1992		0 - 2					8 *U*			
O-SEDCHM	S00533	S28	7/28/1992		0 - 2					5,700			
O-SEDCHM	S00573	S34	8/4/1992		0 - 2					8 *UJ*			
O-SEDCHM	S00535	S35	7/28/1992		0 - 2					10 *UJ*			
O-SEDCHM	S00532	S36	7/27/1992		0 - 2	18 *UJ*	18 *UJ*	18 *UJ*	40 *J*	8 *UJ*	18 *UJ*	18 *UJ*	18 *UJ*
O-SEDCHM	S00521	S37	7/24/1992		0 - 2					10 *UJ*			

Table A-3B. (cont.)

Survey	Sample Number	Survey Station	Date	Duplicates	Depth (cm)	Carbon disulfide (µg/kg)	Carbon tetrachloride (µg/kg)	Chlorobenzene (µg/kg)	Chloroethane (µg/kg)	Chloroform (µg/kg)	Chloromethane (µg/kg)	Cis-1,2-dichloro-ethene (µg/kg)	Cis-1,3-dichloro-propene (µg/kg)
O-SEDCHM	S00014	P1	5/8/1992		0 - 30	5,300 *U*	5,300 *U*	46,000	5,300 *U*	5,300 *U*	5,300 *U*		5,300 *U*
O-SEDCHM	S00001	P10	5/7/1992		0 - 30	15 *U*	15 *U*	15 *U*	15 *U*	15 *U*	15 *U*		15 *U*
O-SEDCHM	S00062	P16	5/11/1992	1	0 - 30	110 *U*	110 *U*	150	110 *U*	110 *U*	110 *U*		110 *U*
O-SEDCHM	S00065	P16	5/11/1992	2	0 - 30	58 *U*	58 *U*	220	58 *U*	58 *U*	58 *U*		58 *U*
O-SEDCHM	S00066	P16	5/11/1992	3	0 - 30	14 *J*	52 *U*	180	52 *U*	52 *U*	52 *U*		52 *U*
O-SEDCHM	S00017	P20	5/8/1992		0 - 30	5,900 *U*	5,900 *U*	4,800 *J*	5,900 *U*	5,900 *U*	5,900 *U*		5,900 *U*
O-SEDCHM	S00007	P36	5/8/1992		0 - 30	13 *U*	13 *U*	13 *U*	13 *U*	13 *U*	13 *U*		13 *U*
O-SEDCHM	S00051	P46	5/10/1992		0 - 30	76 *U*	76 *U*	76 *U*	76 *U*	76 *U*	76 *U*		76 *U*
O-SEDCHM	S00004	P6	5/7/1992		0 - 30	11 *U*	11 *U*	11 *U*	11 *U*	11 *U*	11 *U*		11 *U*
O-SEDCHM	S00556	S1	8/2/1992	1	0 - 2	1,700 *U*	1,700 *U*	30,000	1,700 *U*	1,700 *U*	1,700 *U*		1,700 *U*
O-SEDCHM	S00557	S1	8/2/1992	2	0 - 2	15 *U*	15 *U*	6 *J*	15 *U*	15 *U*	15 *U*		15 *U*
O-SEDCHM	S00558	S1	8/2/1992	3	0 - 2	18 *U*	18 *U*	10 *J*	18 *U*	18 *U*	18 *U*		18 *U*
O-SEDCHM	S00546	S2	7/30/1992		0 - 2			3,300					
O-SEDCHM	S00613	S3	8/12/1992		0 - 2								
O-SEDCHM	S00653	S3	9/17/1992		0 - 2			1,100					
O-SEDCHM	S00340	S3	10/1/1992		0 - 30			20,000					
O-SEDCHM	S00547	S5	7/30/1992		0 - 2			210 *J*					
O-SEDCHM	S00582	S6	8/6/1992		0 - 2	14 *UJ*	14 *U*	14 *U*	14 *U*	14 *U*	14 *U*		14 *U*
O-SEDCHM	S00555	S7	8/2/1992		0 - 2			7 *UJ*					
O-SEDCHM	S00572	S10	8/4/1992		0 - 2	17 *UJ*	17 *U*	7 *J*	17 *U*	17 *U*	17 *U*		17 *U*
O-SEDCHM	S00567	S11	8/3/1992		0 - 2			7 *U*					
O-SEDCHM	S00162	S11	7/10/1992		0 - 30			1,300 *J*					
O-SEDCHM	S00565	S13	8/3/1992		0 - 2			50 *UJ*					
O-SEDCHM	S00542	S14	7/30/1992		0 - 2			3,900					
O-SEDCHM	S00566	S16	8/3/1992		0 - 2	16 *UJ*	16 *U*	16 *U*	16 *U*	16 *U*	16 *U*		16 *U*
O-SEDCHM	S00562	S17	8/3/1992	1	0 - 2			11 *UJ*					
O-SEDCHM	S00563	S17	8/3/1992	2	0 - 2			10 *UJ*					
O-SEDCHM	S00564	S17	8/3/1992	3	0 - 2			10 *UJ*					
O-SEDCHM	S00560	S20	8/2/1992		0 - 2	3,000 *U*	3,000 *U*	1,100 *J*	3,000 *U*	3,000 *U*	3,000 *U*		3,000 *U*
O-SEDCHM	S00540	S21	7/30/1992		0 - 2			3,300					
O-SEDCHM	S00580	S26	8/6/1992		0 - 2			8 *U*					
O-SEDCHM	S00533	S28	7/28/1992		0 - 2			30,000					
O-SEDCHM	S00573	S34	8/4/1992		0 - 2			8 *UJ*					
O-SEDCHM	S00535	S35	7/28/1992		0 - 2			18 *J*					
O-SEDCHM	S00532	S36	7/27/1992		0 - 2	18 *UJ*	18 *UJ*	8 *UJ*	18 *UJ*	18 *UJ*	18 *UJ*		18 *UJ*
O-SEDCHM	S00521	S37	7/24/1992		0 - 2			10 *UJ*					

Table A-3B. (cont.)

Survey	Sample Number	Survey Station	Date	Duplicates	Depth (cm)	Dibromochloro-methane (µg/kg)	Ethylbenzene (µg/kg)	Methylene chloride (µg/kg)	Styrene (µg/kg)	Tetrachloro-ethene (µg/kg)	Toluene (µg/kg)	trans-1,2-Dichloroethene (µg/kg)	trans-1,3-Dichloropropene (µg/kg)
O-SEDCHM	S00014	P1	5/8/1992		0 - 30	5,300 *U*	5,200 *J*	5,300 *U*	5,300 *U*	5,300 *U*	8,600		5,300 *U*
O-SEDCHM	S00001	P10	5/7/1992		0 - 30	15 *U*	15 *U*	15 *U*	15 *U*	15 *U*	15 *U*		15 *U*
O-SEDCHM	S00062	P16	5/11/1992	1	0 - 30	110 *U*	110 *U*	110 *U*	110 *U*	110 *U*	26 *J*		110 *U*
O-SEDCHM	S00065	P16	5/11/1992	2	0 - 30	58 *U*	58 *U*	58 *U*	58 *U*	58 *U*	54 *J*		58 *U*
O-SEDCHM	S00066	P16	5/11/1992	3	0 - 30	52 *U*	52 *U*	52 *U*	52 *U*	52 *U*	61		52 *U*
O-SEDCHM	S00017	P20	5/8/1992		0 - 30	5,900 *U*	9,100	5,900 *U*	5,900 *U*	5,900 *U*	12,000		5,900 *U*
O-SEDCHM	S00007	P36	5/8/1992		0 - 30	13 *U*	13 *U*	13 *U*	13 *U*	13 *U*	13 *U*		13 *U*
O-SEDCHM	S00051	P46	5/10/1992		0 - 30	76 *U*	76 *U*	76 *U*	76 *U*	76 *U*	38 *J*		76 *U*
O-SEDCHM	S00004	P6	5/7/1992		0 - 30	11 *U*	11 *U*	11 *U*	11 *U*	11 *U*	11 *U*		11 *U*
O-SEDCHM	S00556	S1	8/2/1992	1	0 - 2	1,700 *U*	1,700 *U*	1,700 *U*	1,700 *U*	1,700 *U*	1,300 *J*		1,700 *U*
O-SEDCHM	S00557	S1	8/2/1992	2	0 - 2	15 *U*	15 *U*	22 *U*	15 *U*	15 *U*	15 *U*		15 *U*
O-SEDCHM	S00558	S1	8/2/1992	3	0 - 2	18 *U*	18 *U*	25 *U*	18 *U*	18 *U*	21		18 *U*
O-SEDCHM	S00546	S2	7/30/1992		0 - 2		1,200 *U*				790 *J*		
O-SEDCHM	S00613	S3	8/12/1992		0 - 2								
O-SEDCHM	S00653	S3	9/17/1992		0 - 2		26 *U*				17 *J*		
O-SEDCHM	S00340	S3	10/1/1992		0 - 30		1,700 *U*				530 *J*		
O-SEDCHM	S00547	S5	7/30/1992		0 - 2		11 *UJ*				22 *J*		
O-SEDCHM	S00582	S6	8/6/1992		0 - 2	14 *U*	14 *U*	15 *U*	14 *U*	14 *U*	14 *U*		14 *U*
O-SEDCHM	S00555	S7	8/2/1992		0 - 2		7 *UJ*				27 *J*		
O-SEDCHM	S00572	S10	8/4/1992		0 - 2	17 *U*	17 *UJ*	17 *U*	17 *UJ*	17 *UJ*	17 *UJ*		17 *U*
O-SEDCHM	S00567	S11	8/3/1992		0 - 2		7 *U*				230		
O-SEDCHM	S00162	S11	7/10/1992		0 - 30		1,500 *U*				1,500 *U*		
O-SEDCHM	S00565	S13	8/3/1992		0 - 2		50 *UJ*				130 *J*		
O-SEDCHM	S00542	S14	7/30/1992		0 - 2		2700 *U*				4,200		
O-SEDCHM	S00566	S16	8/3/1992		0 - 2	16 *U*	16 *U*	16 *U*	16 *U*	16 *U*	16 *U*		16 *U*
O-SEDCHM	S00562	S17	8/3/1992	1	0 - 2		11 *UJ*				34 *J*		
O-SEDCHM	S00563	S17	8/3/1992	2	0 - 2		10 *UJ*				70 *J*		
O-SEDCHM	S00564	S17	8/3/1992	3	0 - 2		10 *UJ*				34 *J*		
O-SEDCHM	S00560	S20	8/2/1992		0 - 2	3,000 *U*	1,300 *J*	3,000 *U*	3,000 *U*	3,000 *U*	1,400 *J*		3,000 *U*
O-SEDCHM	S00540	S21	7/30/1992		0 - 2		1,100 *U*				380 *J*		
O-SEDCHM	S00580	S26	8/6/1992		0 - 2		8 *U*				3 *J*		
O-SEDCHM	S00533	S28	7/28/1992		0 - 2		1,400 *U*				810 *J*		
O-SEDCHM	S00573	S34	8/4/1992		0 - 2		8 *UJ*				210 *J*		
O-SEDCHM	S00535	S35	7/28/1992		0 - 2		10 *UJ*				9 *J*		
O-SEDCHM	S00532	S36	7/27/1992		0 - 2	18 *UJ*	8 *UJ*	18 *UJ*	18 *UJ*	18 *UJ*	27 *J*		18 *UJ*
O-SEDCHM	S00521	S37	7/24/1992		0 - 2		10 *UJ*				10 *UJ*		

Table A-3B. (cont.)

Survey	Sample Number	Survey Station	Date	Duplicates	Depth (cm)	Trichloroethene (µg/kg)	Tetrachloro-benzene (mixed) (µg/kg)	Vinyl chloride (µg/kg)	Xylene (m,p) (µg/kg)	Xylene (o) (µg/kg)	Xylene (Total) (µg/kg)	Sum of Xylenes [1] (µg/kg)	Pentachloro benzene (µg/kg)
O-SEDCHM	S00014	P1	5/8/1992		0 - 30	5,300 *U*		5,300 *U*			73,000	73,000	
O-SEDCHM	S00001	P10	5/7/1992		0 - 30	15 *U*		15 *U*			15 *U*	15 *U*	
O-SEDCHM	S00062	P16	5/11/1992	1	0 - 30	110 *U*		110 *U*			170	170	
O-SEDCHM	S00065	P16	5/11/1992	2	0 - 30	58 *U*		58 *U*			560	560	
O-SEDCHM	S00066	P16	5/11/1992	3	0 - 30	52 *U*		52 *U*			480	480	
O-SEDCHM	S00017	P20	5/8/1992		0 - 30	5,900 *U*		5,900 *U*			110,000	110,000	
O-SEDCHM	S00007	P36	5/8/1992		0 - 30	13 *U*		13 *U*			13 *U*	13 *U*	
O-SEDCHM	S00051	P46	5/10/1992		0 - 30	76 *U*		76 *U*			76 *U*	76 *U*	
O-SEDCHM	S00004	P6	5/7/1992		0 - 30	11 *U*		11 *U*			11 *U*	11 *U*	
O-SEDCHM	S00556	S1	8/2/1992	1	0 - 2	1,700 *U*		1,700 *U*			1,800	1,800	
O-SEDCHM	S00557	S1	8/2/1992	2	0 - 2	15 *U*		15 *U*			15 *U*	15 *U*	
O-SEDCHM	S00558	S1	8/2/1992	3	0 - 2	18 *U*		18 *U*			18 *U*	18 *U*	
O-SEDCHM	S00546	S2	7/30/1992		0 - 2		60 *U*				1,200 *U*	1,200 *U*	19
O-SEDCHM	S00613	S3	8/12/1992		0 - 2		90 *J*						34 *J*
O-SEDCHM	S00653	S3	9/17/1992		0 - 2						26 *U*	26 *U*	
O-SEDCHM	S00340	S3	10/1/1992		0 - 30		22,000 *UJ*				3,300	3,300	7,100 *UJ*
O-SEDCHM	S00547	S5	7/30/1992		0 - 2		49 *U*				11 *UJ*	11 *UJ*	17 *U*
O-SEDCHM	S00582	S6	8/6/1992		0 - 2	14 *U*		14 *U*			14 *U*	14 *U*	
O-SEDCHM	S00555	S7	8/2/1992		0 - 2		13				7 *UJ*	7 *UJ*	3.2 *J*
O-SEDCHM	S00572	S10	8/4/1992		0 - 2	17 *U*		17 *U*			17 *UJ*	17 *UJ*	
O-SEDCHM	S00567	S11	8/3/1992		0 - 2		4.9 *U*				7 *U*	7 *U*	4.9 *U*
O-SEDCHM	S00162	S11	7/10/1992		0 - 30		4.1 *UJ*				1,500 *U*	1,500 *U*	4.1 *U*
O-SEDCHM	S00565	S13	8/3/1992		0 - 2		7.2 *U*				480 *J*	480 *J*	7.2 *U*
O-SEDCHM	S00542	S14	7/30/1992		0 - 2		250				2,800	2,800	39
O-SEDCHM	S00566	S16	8/3/1992		0 - 2	16 *U*		16 *U*			16 *U*	16 *U*	
O-SEDCHM	S00562	S17	8/3/1992	1	0 - 2		6.4 *UJ*				11 *UJ*	11 *UJ*	6.4 *UJ*
O-SEDCHM	S00563	S17	8/3/1992	2	0 - 2		6.9 *UJ*				10 *UJ*	10 *UJ*	6.9 *UJ*
O-SEDCHM	S00564	S17	8/3/1992	3	0 - 2		6.8 *U*				10 *UJ*	10 *UJ*	6.8 *U*
O-SEDCHM	S00560	S20	8/2/1992		0 - 2	3,000 *U*		3000 *U*			13,000	13,000	
O-SEDCHM	S00540	S21	7/30/1992		0 - 2		1,000				1,100 *U*	1,100 *U*	330
O-SEDCHM	S00580	S26	8/6/1992		0 - 2		5.6 *U*				8 *U*	8 *U*	5.6 *U*
O-SEDCHM	S00533	S28	7/28/1992		0 - 2		8.1 *U*				1,400 *U*	1,400 *U*	4.8 *U*
O-SEDCHM	S00573	S34	8/4/1992		0 - 2		5.8 *U*				8 *UJ*	8 *UJ*	5.8 *U*
O-SEDCHM	S00535	S35	7/28/1992		0 - 2		6.4 *U*				10 *UJ*	10 *UJ*	6.4 *U*
O-SEDCHM	S00532	S36	7/27/1992		0 - 2	18 *UJ*		18 *UJ*			8 *UJ*	8 *UJ*	
O-SEDCHM	S00521	S37	7/24/1992		0 - 2		6.6 *UJ*				10 *UJ*	10 *UJ*	6.6 *UJ*

Table A-3B. (cont.)

Survey	Sample Number	Survey Station	Date	Duplicates	Depth (cm)	1,1,1-Trichloro-ethane (µg/kg)	1,1,2,2-Tetrachloro-ethane (µg/kg)	1,1,2-Trichloro-ethane (µg/kg)	1,1-Dichloro-ethane (µg/kg)	1,1-Dichloro-ethene (µg/kg)	1,2-Dichloro-ethane (µg/kg)	1,2-Dichloro-ethene (Total) (µg/kg)	1,2-Dichloro-propane (µg/kg)
O-SEDCHM	S00570	S46	8/4/1992		0 - 2	15 *U*	15 *U*	15 *U*	15 *U*	15 *U*	15 *U*	15 *U*	15 *U*
O-SEDCHM	S00519	S47	7/24/1992		0 - 2								
ONON2A	VC0196	S307	7/18/2000		0 - 15	7.6 *U*	7.6 *U*	7.6 *U*	7.6 *U*	7.6 *U*	7.6 *U*		7.6 *U*
ONON2A	VC0197	S307	7/18/2000		15 - 30	7.7 *U*	7.7 *U*	7.7 *U*	7.7 *U*	7.7 *U*	7.7 *U*		7.7 *U*
ONON2A	VC0207	S311	7/20/2000		0 - 15	1,700 *U*	1,700 *U*	1,700 *U*	1,700 *U*	1,700 *U*	1,700 *U*		1,700 *U*
ONON2A	VC0208	S311	7/20/2000		15 - 30	1,500 *U*	1,500 *U*	1,500 *U*	1,500 *U*	1,500 *U*	1,500 *U*		1,500 *U*
ONON2A	VC0187	S313	7/18/2000		0 - 15	2.7 *J*	8.4 *UJ*	8.4 *UJ*	8.4 *UJ*	8.4 *UJ*	8.4 *UJ*		8.4 *UJ*
ONON2A	VC0188	S313	7/18/2000		15 - 30	6.2 *U*	6.2 *U*	6.2 *U*	6.2 *U*	6.2 *U*	6.2 *U*		6.2 *U*
ONON2A	SF0072	S314	8/10/2000		0 - 15	1,400 *U*	1,400 *U*	1,400 *U*	1,400 *U*	1,400 *U*	1,400 *U*		1,400 *U*
ONON2A	SF0073	S314	8/10/2000		15 - 30	1,500 *U*	1,500 *U*	1,500 *U*	1,500 *U*	1,500 *U*	1,500 *U*		1,500 *U*
ONON2A	SF0076	S316	8/10/2000		0 - 15	6.4 *U*	6.4 *U*	6.4 *U*	6.4 *U*	6.4 *U*	6.4 *U*		6.4 *U*
ONON2A	SF0077	S316	8/10/2000		15 - 30	6.4 *U*	6.4 *U*	6.4 *U*	6.4 *U*	6.4 *U*	6.4 *U*		6.4 *U*
ONON2A	VC0189	S318	7/14/2000		0 - 15	6.2 *U*	6.2 *U*	6.2 *U*	6.2 *U*	6.2 *U*	6.2 *U*		6.2 *U*
ONON2A	VC0190	S318	7/14/2000		15 - 30	6.3 *U*	6.3 *U*	6.3 *U*	6.3 *U*	6.3 *U*	6.3 *U*		6.3 *U*
ONON2A	SF0086	S321	8/4/2000		0 - 15	7 *U*	7 *U*	7 *U*	7 *U*	7 *U*	7 *U*		7 *U*
ONON2A	SF0087	S321	8/4/2000		15 - 30	6.9 *U*	6.9 *U*	6.9 *U*	6.9 *U*	6.9 *U*	6.9 *U*		6.9 *U*
ONON2A	SF0088	S322	8/10/2000		0 - 15	52 *U*	52 *U*	52 *U*	52 *U*	52 *U*	52 *U*		52 *U*
ONON2A	SF0089	S322	8/10/2000		15 - 30	48 *U*	48 *U*	48 *U*	48 *U*	48 *U*	48 *U*		48 *U*
ONON2A	SF0094	S325	7/14/2000		0 - 2	5 *U*	5 *U*	5 *U*	5 *U*	5 *U*	5 *U*		5 *U*
ONON2A	SF0095	S325	7/14/2000		2 - 15	5 *U*	5 *U*	5 *U*	5 *U*	5 *U*	5 *U*		5 *U*
ONON2A	SF0096	S325	7/14/2000		15 - 30	5 *U*	5 *U*	5 *U*	5 *U*	5 *U*	5 *U*		5 *U*
ONON2A	SF0101	S328	7/15/2000		0 - 15	3 *U*	3 *UJ*	3 *U*	3 *U*	3 *U*	3 *U*		3 *U*
ONON2A	SF0102	S328	7/15/2000		15 - 30	4 *U*	4 *UJ*	4 *U*	4 *U*	4 *U*	4 *U*		4 *U*
ONON2A	SF0103	S329	7/16/2000		0 - 15	4 *U*	4 *UJ*	4 *U*	4 *U*	4 *U*	4 *U*		4 *U*
ONON2A	SF0104	S329	7/16/2000		15 - 30	4 *U*	4 *U*	4 *U*	4 *U*	4 *U*	4 *U*		4 *U*
ONON2A	SF0105	S330	7/16/2000		0 - 15	4 *U*	4 *U*	4 *U*	4 *U*	4 *U*	4 *U*		4 *U*
ONON2A	SF0106	S330	7/16/2000		15 - 30	4 *U*	4 *U*	4 *U*	4 *U*	4 *U*	4 *U*		4 *U*
ONON2A	SF0134	S333	8/2/2000		0 - 15	2,600 *UJ*	2,600 *UJ*	2,600 *UJ*	2,600 *UJ*	2,600 *UJ*	2,600 *UJ*		2,600 *UJ*
ONON2A	SF0135	S333	8/2/2000		15 - 30	4,900 *U*	4,900 *U*	4,900 *U*	4,900 *U*	4,900 *U*	4,900 *U*		4,900 *U*
ONON2A	SF0153	S334	8/2/2000		0 - 15	2,200 *U*	2,200 *U*	2,200 *U*	2,200 *U*	2,200 *U*	2,200 *U*		2,200 *U*
ONON2A	SF0154	S334	8/2/2000		15 - 30	2,200 *U*	2,200 *U*	2,200 *U*	2,200 *U*	2,200 *U*	2,200 *U*		2,200 *U*
ONON2A	SF0115	S335	8/2/2000		0 - 15	4,600 *UJ*	4,600 *UJ*	4,600 *UJ*	4,600 *UJ*	4,600 *UJ*	4,600 *UJ*		4,600 *UJ*
ONON2A	SF0116	S335	8/2/2000		15 - 30	20,000 *U*	20,000 *U*	20,000 *U*	20,000 *U*	20,000 *U*	20,000 *U*		20,000 *U*
ONON2A	SF0117	S336	8/3/2000		0 - 15	1,600 *U*	1,600 *U*	1,600 *U*	1,600 *U*	1,600 *U*	1,600 *U*		1,600 *U*
ONON2A	SF0118	S336	8/3/2000		15 - 30	22,000 *UJ*	22,000 *UJ*	22,000 *UJ*	22,000 *UJ*	22,000 *UJ*	22,000 *UJ*		22,000 *UJ*
ONON2A	SF0124	S339	8/3/2000		0 - 15	2,900 *U*	2,900 *U*	2,900 *U*	2,900 *U*	2,900 *U*	2,900 *U*		2,900 *U*
ONON2A	SF0125	S339	8/3/2000		15 - 30	2,700 *U*	2,700 *U*	2,700 *U*	2,700 *U*	2,700 *U*	2,700 *U*		2,700 *U*

Table A-3B. (cont.)

Survey	Sample Number	Survey Station	Date	Duplicates	Depth (cm)	2-Butanone (µg/kg)	2-Hexanone (µg/kg)	4-Methyl-2-pentanone (µg/kg)	Acetone (µg/kg)	Benzene (µg/kg)	Bromodichloro-methane (µg/kg)	Bromoform (µg/kg)	Bromomethane (µg/kg)
O-SEDCHM	S00570	S46	8/4/1992		0 - 2	15 *U*	15 *U*	15 *U*	73	15 *U*	15 *U*	15 *U*	15 *UJ*
O-SEDCHM	S00519	S47	7/24/1992		0 - 2					11 *UJ*			
ONON2A	VC0196	S307	7/18/2000		0 - 15	15 *U*	15 *U*	15 *U*	30 *U*	7.6 *U*	7.6 *U*	7.6 *U*	7.6 *UJ*
ONON2A	VC0197	S307	7/18/2000		15 - 30	2	15 *U*	15 *U*	31 *U*	150	7.7 *U*	7.7 *U*	7.7 *UJ*
ONON2A	VC0207	S311	7/20/2000		0 - 15	3,300 *U*	3,300 *UJ*	3,300 *U*	6,600 *U*	800	1,700 *U*	1,700 *U*	1,700 *U*
ONON2A	VC0208	S311	7/20/2000		15 - 30	3,000 *U*	3,000 *UJ*	3,000 *U*	6,000 *U*	920	1,500 *U*	1,500 *U*	1,500 *U*
ONON2A	VC0187	S313	7/18/2000		0 - 15	11 *J*	17 *UJ*	17 *UJ*	54 *J*	79 *J*	8.4 *UJ*	8.4 *UJ*	8.4 *UJ*
ONON2A	VC0188	S313	7/18/2000		15 - 30	12 *U*	12 *U*	12 *U*	25 *U*	25	6.2 *U*	6.2 *U*	6.2 *UJ*
ONON2A	SF0072	S314	8/10/2000		0 - 15	2,700 *U*	2,700 *U*	2,700 *U*	5,400 *U*	2,600	1,400 *U*	1,400 *U*	1,400 *U*
ONON2A	SF0073	S314	8/10/2000		15 - 30	2,900 *U*	2,900 *U*	2,900 *U*	5,900 *U*	3,500	1,500 *U*	1,500 *U*	1,500 *U*
ONON2A	SF0076	S316	8/10/2000		0 - 15	13 *U*	13 *U*	13 *U*	28 *UJ*	6.4 *U*	6.4 *U*	6.4 *U*	6.4 *U*
ONON2A	SF0077	S316	8/10/2000		15 - 30	13 *U*	13 *U*	13 *U*	26 *UJ*	6.4 *U*	6.4 *U*	6.4 *U*	6.4 *U*
ONON2A	VC0189	S318	7/14/2000		0 - 15	12 *U*	12 *U*	12 *U*	25 *U*	2	6.2 *U*	6.2 *U*	6.2 *UJ*
ONON2A	VC0190	S318	7/14/2000		15 - 30	9.3	13 *U*	13 *U*	19 *J*	18	6.3 *U*	6.3 *U*	6.3 *UJ*
ONON2A	SF0086	S321	8/4/2000		0 - 15	14 *U*	14 *U*	14 *U*	24 *UJ*	7 *U*	7 *U*	7 *U*	7 *U*
ONON2A	SF0087	S321	8/4/2000		15 - 30	14 *U*	14 *U*	14 *U*	24 *UJ*	6.9 *U*	6.9 *U*	6.9 *U*	6.9 *U*
ONON2A	SF0088	S322	8/10/2000		0 - 15	94	100 *U*	100 *U*	290	25	52 *U*	52 *U*	52 *U*
ONON2A	SF0089	S322	8/10/2000		15 - 30	73	97 *U*	97 *U*	210	31	48 *U*	48 *U*	48 *U*
ONON2A	SF0094	S325	7/14/2000		0 - 2	4	11 *U*	11 *U*	17	5 *U*	5 *U*	5 *U*	11 *U*
ONON2A	SF0095	S325	7/14/2000		2 - 15	7 *J*	9 *U*	9 *U*	41	6	5 *U*	5 *U*	9 *U*
ONON2A	SF0096	S325	7/14/2000		15 - 30	14 *J*	9 *U*	9 *U*	60	5 *U*	5 *U*	5 *U*	9 *U*
ONON2A	SF0101	S328	7/15/2000		0 - 15	2 *J*	7 *U*	7 *U*	8 *J*	3 *U*	3 *U*	3 *U*	7 *U*
ONON2A	SF0102	S328	7/15/2000		15 - 30	14 *U*	7 *U*	7 *U*	14 *U*	4 *U*	4 *U*	4 *U*	7 *U*
ONON2A	SF0103	S329	7/16/2000		0 - 15	15 *U*	8 *U*	8 *U*	15 *U*	4 *U*	4 *U*	4 *U*	8 *U*
ONON2A	SF0104	S329	7/16/2000		15 - 30	15 *U*	7 *U*	7 *U*	15 *U*	4 *U*	4 *U*	4 *U*	7 *U*
ONON2A	SF0105	S330	7/16/2000		0 - 15	14 *U*	7 *U*	7 *U*	14 *U*	11	4 *U*	4 *U*	7 *U*
ONON2A	SF0106	S330	7/16/2000		15 - 30	14 *U*	7 *U*	7 *U*	9 *J*	170	4 *U*	4 *U*	7 *U*
ONON2A	SF0134	S333	8/2/2000		0 - 15	*R*	5,100 *UJ*	5,100 *UJ*	*R*	4,300 *J*	2,600 *UJ*	2,600 *UJ*	5,100 *UJ*
ONON2A	SF0135	S333	8/2/2000		15 - 30	*R*	9,800 *U*	9,800 *U*	*R*	12,000	4,900 *U*	4,900 *U*	9,800 *U*
ONON2A	SF0153	S334	8/2/2000		0 - 15	*R*	4,500 *U*	4,500 *U*	*R*	4,700	2,200 *U*	2,200 *U*	4,500 *U*
ONON2A	SF0154	S334	8/2/2000		15 - 30	*R*	4,500 *U*	4,500 *U*	*R*	19,000	2,200 *U*	2,200 *U*	4,500 *U*
ONON2A	SF0115	S335	8/2/2000		0 - 15	*R*	9,300 *UJ*	9,300 *UJ*	*R*	42,000 *J*	4,600 *UJ*	4,600 *UJ*	9,300 *UJ*
ONON2A	SF0116	S335	8/2/2000		15 - 30	*R*	40,000 *U*	40,000 *U*	*R*	180,000	20,000 *U*	20,000 *U*	40,000 *U*
ONON2A	SF0117	S336	8/3/2000		0 - 15	*R*	3,100 *U*	3,100 *U*	*R*	250 *J*	1,600 *UJ*	1,600 *UJ*	3,100 *U*
ONON2A	SF0118	S336	8/3/2000		15 - 30	*R*	45,000 *UJ*	45,000 *UJ*	*R*	6,800 *J*	22,000 *UJ*	22,000 *UJ*	45,000 *UJ*
ONON2A	SF0124	S339	8/3/2000		0 - 15	*R*	5,800 *UJ*	5,800 *U*	*R*	4,200	2,900 *U*	2,900 *U*	5,800 *U*
ONON2A	SF0125	S339	8/3/2000		15 - 30	*R*	5,400 *U*	5,400 *U*	*R*	4,000	2,700 *U*	2,700 *U*	5,400 *U*

Table A-3B. (cont.)

Survey	Sample Number	Survey Station	Date	Duplicates	Depth (cm)	Carbon disulfide (µg/kg)	Carbon tetrachloride (µg/kg)	Chlorobenzene (µg/kg)	Chloroethane (µg/kg)	Chloroform (µg/kg)	Chloromethane (µg/kg)	Cis-1,2-dichloro-ethene (µg/kg)	Cis-1,3-dichloro-propene (µg/kg)
O-SEDCHM	S00570	S46	8/4/1992		0 - 2	15 *UJ*	15 *U*	15 *U*	15 *U*	15 *U*	15 *U*		15 *U*
O-SEDCHM	S00519	S47	7/24/1992		0 - 2			11 *UJ*					
ONON2A	VC0196	S307	7/18/2000		0 - 15	15 *U*	7.6 *U*	6.2	7.6 *U*	7.6 *U*	7.6 *U*	7.6 *U*	7.6 *U*
ONON2A	VC0197	S307	7/18/2000		15 - 30	15 *U*	7.7 *U*	1.7	7.7 *U*	7.7 *U*	7.7 *U*	7.7 *U*	7.7 *U*
ONON2A	VC0207	S311	7/20/2000		0 - 15	3,300 *U*	*R*	1,800	1,700 *U*	1,700 *U*	1,700 *U*	1,700 *U*	1,700 *U*
ONON2A	VC0208	S311	7/20/2000		15 - 30	3,000 *U*	*R*	1,700	1,500 *U*	1,500 *U*	1,500 *U*	1,500 *U*	1,500 *U*
ONON2A	VC0187	S313	7/18/2000		0 - 15	13 *J*	8.4 *UJ*	19,000	8.4 *UJ*	8.4 *UJ*	8.4 *UJ*	2.4 *J*	8.4 *UJ*
ONON2A	VC0188	S313	7/18/2000		15 - 30	17	6.2 *U*	470	6.2 *U*	6.2 *U*	6.2 *U*	6.2 *U*	6.2 *U*
ONON2A	SF0072	S314	8/10/2000		0 - 15	2,700 *U*	1,400 *U*	110,000	1,400 *U*	1,400 *U*	1,400 *U*	1,400 *U*	1,400 *U*
ONON2A	SF0073	S314	8/10/2000		15 - 30	2,900 *U*	1,500 *U*	100,000	1,500 *U*	1,500 *U*	1,500 *U*	1,500 *U*	1,500 *U*
ONON2A	SF0076	S316	8/10/2000		0 - 15	13 *U*	6.4 *U*	6.4 *U*	6.4 *U*	6.4 *U*	6.4 *U*	6.4 *U*	6.4 *U*
ONON2A	SF0077	S316	8/10/2000		15 - 30	13 *U*	6.4 *U*	6.4 *U*	6.4 *U*	6.4 *U*	6.4 *U*	6.4 *U*	6.4 *U*
ONON2A	VC0189	S318	7/14/2000		0 - 15	12 *U*	6.2 *U*	14	6.2 *U*	6.2 *U*	6.2 *U*	6.2 *U*	6.2 *U*
ONON2A	VC0190	S318	7/14/2000		15 - 30	2.9	6.3 *U*	41	6.3 *U*	6.3 *U*	6.3 *U*	6.3 *U*	6.3 *U*
ONON2A	SF0086	S321	8/4/2000		0 - 15	14 *U*	7 *U*	7 *U*	7 *U*	7 *U*	7 *U*	7 *U*	7 *U*
ONON2A	SF0087	S321	8/4/2000		15 - 30	14 *U*	6.9 *U*	6.9 *U*	6.9 *U*	6.9 *U*	6.9 *U*	6.9 *U*	6.9 *U*
ONON2A	SF0088	S322	8/10/2000		0 - 15	100 *U*	52 *U*	230	52 *U*	52 *U*	52 *U*	52 *U*	52 *U*
ONON2A	SF0089	S322	8/10/2000		15 - 30	97 *U*	48 *U*	250	48 *U*	48 *U*	48 *U*	48 *U*	48 *U*
ONON2A	SF0094	S325	7/14/2000		0 - 2	5 *UJ*	*R*	5 *U*	11 *U*	5 *U*	11 *U*	5 *U*	5 *U*
ONON2A	SF0095	S325	7/14/2000		2 - 15	5 *U*	5 *U*	5 *U*	9 *U*	5 *U*	9 *U*	5 *U*	5 *U*
ONON2A	SF0096	S325	7/14/2000		15 - 30	1 *J*	5 *U*	5 *U*	9 *U*	5 *U*	9 *U*	5 *U*	5 *U*
ONON2A	SF0101	S328	7/15/2000		0 - 15	0.7 *J*	3 *U*	3 *U*	7 *U*	3 *U*	7 *U*	3 *U*	3 *U*
ONON2A	SF0102	S328	7/15/2000		15 - 30	4 *U*	4 *U*	4 *U*	7 *U*	4 *U*	7 *U*	4 *U*	4 *U*
ONON2A	SF0103	S329	7/16/2000		0 - 15	4 *U*	4 *U*	4 *U*	8 *U*	4 *U*	8 *U*	4 *U*	4 *U*
ONON2A	SF0104	S329	7/16/2000		15 - 30	3 *J*	*R*	4 *U*	7 *U*	4 *U*	7 *U*	4 *U*	4 *U*
ONON2A	SF0105	S330	7/16/2000		0 - 15	4 *U*	4 *U*	150	7 *U*	4 *U*	7 *U*	4 *U*	4 *U*
ONON2A	SF0106	S330	7/16/2000		15 - 30	2 *J*	4 *U*	200	7 *U*	4 *U*	7 *U*	4 *U*	4 *U*
ONON2A	SF0134	S333	8/2/2000		0 - 15	2,600 *UJ*	2,600 *UJ*	430 *J*	5,100 *UJ*	2,600 *UJ*	5,100 *UJ*	2,600 *UJ*	2,600 *UJ*
ONON2A	SF0135	S333	8/2/2000		15 - 30	4,900 *UJ*	4,900 *U*	590 *J*	9,800 *UJ*	4,900 *U*	9,800 *U*	4,900 *U*	4,900 *U*
ONON2A	SF0153	S334	8/2/2000		0 - 15	2,200 *UJ*	2,200 *U*	1,900 *J*	4,500 *UJ*	2,200 *U*	4,500 *U*	2,200 *U*	2,200 *U*
ONON2A	SF0154	S334	8/2/2000		15 - 30	2,200 *UJ*	2,200 *U*	5,200	4,500 *UJ*	2,200 *U*	4,500 *U*	2,200 *U*	2,200 *U*
ONON2A	SF0115	S335	8/2/2000		0 - 15	4,600 *UJ*	4,600 *UJ*	90,000 *J*	9,300 *UJ*	4,600 *UJ*	9,300 *UJ*	4,600 *UJ*	4,600 *UJ*
ONON2A	SF0116	S335	8/2/2000		15 - 30	20,000 *UJ*	20,000 *U*	270,000	40,000 *UJ*	20,000 *U*	40,000 *U*	20,000 *U*	20,000 *U*
ONON2A	SF0117	S336	8/3/2000		0 - 15	1,600 *UJ*	1,600 *UJ*	8,900	3,100 *U*	1,600 *U*	3,100 *U*	1,600 *U*	1,600 *U*
ONON2A	SF0118	S336	8/3/2000		15 - 30	22,000 *UJ*	22,000 *UJ*	290,000 *J*	45,000 *UJ*	22,000 *UJ*	45,000 *UJ*	22,000 *UJ*	22,000 *UJ*
ONON2A	SF0124	S339	8/3/2000		0 - 15	2,900 *UJ*	2,900 *U*	48,000	5,800 *UJ*	2,900 *U*	5,800 *U*	2,900 *U*	2,900 *U*
ONON2A	SF0125	S339	8/3/2000		15 - 30	2,700 *U*	2,700 *U*	43,000	5,400 *UJ*	2,700 *U*	5,400 *U*	2,700 *U*	2,700 *U*

Table A-3B. (cont.)

Survey	Sample Number	Survey Station	Date	Duplicates	Depth (cm)	Dibromochloro-methane (µg/kg)	Ethylbenzene (µg/kg)	Methylene chloride (µg/kg)	Styrene (µg/kg)	Tetrachloro-ethene (µg/kg)	Toluene (µg/kg)	trans-1,2-Dichloroethene (µg/kg)	trans-1,3-Dichloropropene (µg/kg)
O-SEDCHM	S00570	S46	8/4/1992		0 - 2	15 *U*	15 *U*	15 *U*	15 *U*	15 *U*	15 *U*		15 *U*
O-SEDCHM	S00519	S47	7/24/1992		0 - 2		11 *UJ*				11 *UJ*		
ONON2A	VC0196	S307	7/18/2000		0 - 15	7.6 *U*	7.6 *U*	7.6 *U*	7.6 *U*	7.6 *U*	7.6 *U*	7.6 *U*	7.6 *U*
ONON2A	VC0197	S307	7/18/2000		15 - 30	7.7 *U*	7.7 *U*	7.7 *U*	7.7 *U*	7.7 *U*	7.7 *U*	7.7 *U*	7.7 *U*
ONON2A	VC0207	S311	7/20/2000		0 - 15	1,700 *U*	1,400	1,700 *U*	1,700 *U*	1,700 *U*	3,700	1,700 *U*	1,700 *U*
ONON2A	VC0208	S311	7/20/2000		15 - 30	1,500 *U*	1,200	1,500 *U*	1,500 *U*	1,500 *U*	3,600	1,500 *U*	1,500 *U*
ONON2A	VC0187	S313	7/18/2000		0 - 15	8.4 *UJ*	66 *J*	8.4 *UJ*	8.4 *UJ*	3 *J*	100 *J*	8.4 *U*	8.4 *UJ*
ONON2A	VC0188	S313	7/18/2000		15 - 30	6.2 *U*	12	6.2 *U*	6.2 *U*	6.2 *U*	20	6.2 *U*	6.2 *U*
ONON2A	SF0072	S314	8/10/2000		0 - 15	1,400 *U*	4,300	1,400 *U*	1,400 *U*	1,400 *U*	570	1,400 *U*	1,400 *U*
ONON2A	SF0073	S314	8/10/2000		15 - 30	1,500 *U*	5,600	1,500 *U*	1,500 *U*	1,500 *U*	10,000	1,500 *U*	1,500 *U*
ONON2A	SF0076	S316	8/10/2000		0 - 15	6.4 *U*	6.4 *U*	6.4 *U*	6.4 *U*	6.4 *U*	6.4 *U*	6.4 *U*	6.4 *U*
ONON2A	SF0077	S316	8/10/2000		15 - 30	6.4 *U*	6.4 *U*	6.4 *U*	6.4 *U*	6.4 *U*	6.4 *U*	6.4 *U*	6.4 *U*
ONON2A	VC0189	S318	7/14/2000		0 - 15	6.2 *U*	6.2 *U*	6.2 *U*	6.2 *U*	6.2 *U*	6.2 *U*	6.2 *U*	6.2 *U*
ONON2A	VC0190	S318	7/14/2000		15 - 30	6.3 *U*	6.3 *U*	6.3 *U*	6.3 *U*	6.3 *U*	6.3 *U*	6.3 *U*	6.3 *U*
ONON2A	SF0086	S321	8/4/2000		0 - 15	7 *U*	7 *U*	7 *U*	7 *U*	7 *U*	7 *U*	7 *U*	7 *U*
ONON2A	SF0087	S321	8/4/2000		15 - 30	6.9 *U*	6.9 *U*	6.9 *U*	6.9 *U*	6.9 *U*	6.9 *U*	6.9 *U*	6.9 *U*
ONON2A	SF0088	S322	8/10/2000		0 - 15	52 *U*	330	52 *U*	52 *U*	52 *U*	52 *U*	52 *U*	52 *U*
ONON2A	SF0089	S322	8/10/2000		15 - 30	48 *U*	480	48 *U*	48 *U*	48 *U*	48 *U*	48 *U*	48 *U*
ONON2A	SF0094	S325	7/14/2000		0 - 2	5 *U*	5 *U*	11 *U*	5 *U*	5 *U*	5 *U*	5 *U*	5 *U*
ONON2A	SF0095	S325	7/14/2000		2 - 15	5 *R*	1 *J*	9 *U*	5 *U*	5 *U*	5 *U*	5 *U*	*R*
ONON2A	SF0096	S325	7/14/2000		15 - 30	5 *R*	5 *U*	9 *U*	5 *U*	5 *U*	5 *U*	5 *U*	*R*
ONON2A	SF0101	S328	7/15/2000		0 - 15	3 *U*	3 *U*	7 *U*	3 *U*	3 *U*	3 *U*	3 *U*	3 *U*
ONON2A	SF0102	S328	7/15/2000		15 - 30	4 *U*	4 *U*	7 *U*	4 *U*	4 *U*	4 *U*	4 *U*	4 *U*
ONON2A	SF0103	S329	7/16/2000		0 - 15	4 *U*	4 *U*	8 *U*	4 *U*	4 *U*	4 *U*	4 *U*	4 *U*
ONON2A	SF0104	S329	7/16/2000		15 - 30	4 *U*	4 *U*	7 *U*	4 *U*	4 *U*	4 *U*	4 *U*	4 *U*
ONON2A	SF0105	S330	7/16/2000		0 - 15	*R*	4 *U*	7 *U*	4 *U*	4 *U*	4 *U*	4 *U*	*R*
ONON2A	SF0106	S330	7/16/2000		15 - 30	*R*	4 *U*	7 *U*	4 *U*	4 *U*	4 *U*	4 *U*	*R*
ONON2A	SF0134	S333	8/2/2000		0 - 15	2,600 *UJ*	1,200 *J*	5,100 *UJ*	2,600 *UJ*	2,600 *UJ*	550 *J*	2,600 *U*	2,600 *UJ*
ONON2A	SF0135	S333	8/2/2000		15 - 30	4,900 *U*	2,300 *J*	9,800 *U*	4,900 *U*	4,900 *U*	670 *J*	4,900 *U*	*R*
ONON2A	SF0153	S334	8/2/2000		0 - 15	2,200 *U*	620 *J*	4,500 *U*	2,200 *U*	2,200 *U*	680 *J*	2,200 *U*	*R*
ONON2A	SF0154	S334	8/2/2000		15 - 30	2,200 *U*	1,100 *J*	4,500 *U*	110 *J*	2,200 *U*	1,900 *J*	2,200 *U*	*R*
ONON2A	SF0115	S335	8/2/2000		0 - 15	4,600 *UJ*	330 *J*	9,300 *UJ*	4,600 *UJ*	4,600 *UJ*	4,600 *UJ*	4,600 *UJ*	*R*
ONON2A	SF0116	S335	8/2/2000		15 - 30	20,000 *U*	890 *J*	40,000 *U*	20,000 *U*	20,000 *U*	2,300 *J*	20,000 *U*	*R*
ONON2A	SF0117	S336	8/3/2000		0 - 15	1,600 *UJ*	1,600 *U*	3,100 *U*	1,600 *U*	1,600 *U*	1,600 *U*	1,600 *U*	1,600 *U*
ONON2A	SF0118	S336	8/3/2000		15 - 30	22,000 *UJ*	22,000 *UJ*	45,000 *UJ*	22,000 *UJ*	22,000 *UJ*	22,000 *UJ*	22,000 *U*	22,000 *UJ*
ONON2A	SF0124	S339	8/3/2000		0 - 15	2,900 *U*	360	5,800 *U*	2,900 *U*	2,900 *U*	2,900 *U*	2,900 *U*	*R*
ONON2A	SF0125	S339	8/3/2000		15 - 30	2,700 *U*	600	5,400 *U*	2,700 *U*	2,700 *U*	770	2,700 *U*	*R*

Table A-3B. (cont.)

Survey	Sample Number	Survey Station	Date	Duplicates	Depth (cm)	Trichloroethene (µg/kg)	Tetrachloro-benzene (mixed) (µg/kg)	Vinyl chloride (µg/kg)	Xylene (m,p) (µg/kg)	Xylene (o) (µg/kg)	Xylene (Total) (µg/kg)	Sum of Xylenes [1] (µg/kg)	Pentachloro benzene (µg/kg)
O-SEDCHM	S00570	S46	8/4/1992		0 - 2	15 *U*		15 *U*			15 *U*	15 *U*	
O-SEDCHM	S00519	S47	7/24/1992		0 - 2		7.7 *UJ*				11 *UJ*	11 *UJ*	7.7 *UJ*
ONON2A	VC0196	S307	7/18/2000		0 - 15	7.6 *U*		7.6 *U*	2.1	7.6 *U*		2.1	
ONON2A	VC0197	S307	7/18/2000		15 - 30	7.7 *U*		7.7 *U*	7.7 *U*	7.7 *U*		7.7 *U*	
ONON2A	VC0207	S311	7/20/2000		0 - 15	1,700 *U*		1,700 *U*	25,000	8,000		33,000	
ONON2A	VC0208	S311	7/20/2000		15 - 30	1,500 *U*		1,500 *U*	22,000	6,700		28,700	
ONON2A	VC0187	S313	7/18/2000		0 - 15	1.7 *J*		8.4 *UJ*	490 *J*	240 *J*		730 *J*	
ONON2A	VC0188	S313	7/18/2000		15 - 30	6.2 *U*		6.2 *U*	45	73		118	
ONON2A	SF0072	S314	8/10/2000		0 - 15	1,400 *U*		1,400 *U*	21,000	12,000		33,000	
ONON2A	SF0073	S314	8/10/2000		15 - 30	1,500 *U*		1,500 *U*	49,000	16,000		65,000	
ONON2A	SF0076	S316	8/10/2000		0 - 15	6.4 *U*		6.4 *U*	6.4 *U*	6.4 *U*		6.4 *U*	
ONON2A	SF0077	S316	8/10/2000		15 - 30	6.4 *U*		6.4 *U*	6.4 *U*	6.4 *U*		6.4 *U*	
ONON2A	VC0189	S318	7/14/2000		0 - 15	6.2 *U*		6.2 *U*	6.2 *U*	6.2 *U*		6.2 *U*	
ONON2A	VC0190	S318	7/14/2000		15 - 30	6.3 *U*		6.3 *U*	6.3 *U*	6.3 *U*		6.3 *U*	
ONON2A	SF0086	S321	8/4/2000		0 - 15	7 *U*		7 *U*	7 *U*	7 *U*		7 *U*	
ONON2A	SF0087	S321	8/4/2000		15 - 30	6.9 *U*		6.9 *U*	6.9 *U*	6.9 *U*		6.9 *U*	
ONON2A	SF0088	S322	8/10/2000		0 - 15	52 *U*		52 *U*	460	310		770	
ONON2A	SF0089	S322	8/10/2000		15 - 30	48 *U*		48 *U*	680	440		1,120	
ONON2A	SF0094	S325	7/14/2000		0 - 2	5 *U*		11 *U*			5 *U*	5 *U*	
ONON2A	SF0095	S325	7/14/2000		2 - 15	5 *U*		9 *U*			14	14	
ONON2A	SF0096	S325	7/14/2000		15 - 30	5 *U*		9 *U*			12	12	
ONON2A	SF0101	S328	7/15/2000		0 - 15	3 *U*		7 *U*			3 *U*	3 *U*	
ONON2A	SF0102	S328	7/15/2000		15 - 30	4 *U*		7 *U*			4 *U*	4 *U*	
ONON2A	SF0103	S329	7/16/2000		0 - 15	4 *U*		8 *U*			4 *U*	4 *U*	
ONON2A	SF0104	S329	7/16/2000		15 - 30	4 *U*		7 *U*			4 *U*	4 *U*	
ONON2A	SF0105	S330	7/16/2000		0 - 15	4 *U*		7 *U*			4 *U*	4 *U*	
ONON2A	SF0106	S330	7/16/2000		15 - 30	4 *U*		7 *U*			4 *U*	4 *U*	
ONON2A	SF0134	S333	8/2/2000		0 - 15	2,600 *UJ*		5,100 *UJ*			3,500 *J*	3,500 *J*	
ONON2A	SF0135	S333	8/2/2000		15 - 30	4,900 *U*		9,800 *U*			6,600	6,600	
ONON2A	SF0153	S334	8/2/2000		0 - 15	2,200 *U*		4,500 *U*			6,200	6,200	
ONON2A	SF0154	S334	8/2/2000		15 - 30	2,200 *U*		4,500 *U*			16,000	16,000	
ONON2A	SF0115	S335	8/2/2000		0 - 15	4,600 *UJ*		9,300 *UJ*			570 *J*	570 *J*	
ONON2A	SF0116	S335	8/2/2000		15 - 30	20,000 *U*		40,000 *U*			8,300 *J*	8,300 *J*	
ONON2A	SF0117	S336	8/3/2000		0 - 15	1,600 *U*		3,100 *U*			1,600 *U*	1,600 *U*	
ONON2A	SF0118	S336	8/3/2000		15 - 30	22,000 *UJ*		45,000 *UJ*			22,000 *UJ*	22,000 *UJ*	
ONON2A	SF0124	S339	8/3/2000		0 - 15	2,900 *U*		5,800 *U*			1,800	1,800	
ONON2A	SF0125	S339	8/3/2000		15 - 30	2,700 *U*		5,400 *U*			4,000	4,000	

Table A-3B. (cont.)

Survey	Sample Number	Survey Station	Date	Duplicates	Depth (cm)	1,1,1-Trichloro-ethane (µg/kg)	1,1,2,2-Tetrachloro-ethane (µg/kg)	1,1,2-Trichloro-ethane (µg/kg)	1,1-Dichloro-ethane (µg/kg)	1,1-Dichloro-ethene (µg/kg)	1,2-Dichloro-ethane (µg/kg)	1,2-Dichloro-ethene (Total) (µg/kg)	1,2-Dichloro-propane (µg/kg)
ONON2A	SF0123	S340	8/15/2000	1	0 - 2	17 *UJ*	17 *UJ*	17 *UJ*	17 *UJ*	17 *UJ*	11 *J*		17 *UJ*
ONON2A	SF0123_R	S340	8/15/2000	2	0 - 2	530 *UJ*	530 *UJ*	530 *UJ*	530 *UJ*	530 *UJ*	530 *UJ*		530 *UJ*
ONON2A	SF0126	S340	8/3/2000		0 - 15	4,700 *UJ*	4,700 *UJ*	4,700 *UJ*	4,700 *UJ*	4,700 *UJ*	4,700 *UJ*		4,700 *UJ*
ONON2A	SF0127	S340	8/3/2000		15 - 30	5,600 *UJ*	5,600 *UJ*	5,600 *UJ*	5,600 *UJ*	5,600 *UJ*	5,600 *UJ*		5,600 *UJ*
ONON2A	SF0128	S341	8/4/2000		0 - 15	2,600 *UJ*	2,600 *U*	2,600 *U*	2,600 *U*	2,600 *UJ*	2,600 *UJ*		2,600 *UJ*
ONON2A	SF0129	S341	8/4/2000		15 - 30	3,200 *UJ*	3,200 *UJ*	3,200 *UJ*	3,200 *UJ*	3,200 *UJ*	3,200 *UJ*		3,200 *UJ*
ONON2A	SF0132	S343	8/4/2000		0 - 15	2,200 *UJ*	2,200 *UJ*	2,200 *UJ*	2,200 *UJ*	2,200 *UJ*	2,200 *UJ*		2,200 *UJ*
ONON2A	SF0133	S343	8/4/2000		15 - 30	2,200 *UJ*	2,200 *UJ*	2,200 *UJ*	2,200 *UJ*	2,200 *UJ*	2,200 *UJ*		2,200 *UJ*
ONON2A	SF0136	S345	8/4/2000		0 - 15	7,400 *UJ*	7,400 *UJ*	7,400 *UJ*	7,400 *UJ*	7,400 *UJ*	7,400 *UJ*		7,400 *UJ*
ONON2A	SF0137	S345	8/4/2000		15 - 30	8,100 *UJ*	8,100 *UJ*	8,100 *UJ*	8,100 *UJ*	8,100 *UJ*	8,100 *UJ*		8,100 *UJ*
ONON2A	SF0138	S346	8/4/2000		0 - 15	4,300 *UJ*	4,300 *UJ*	4,300 *UJ*	4,300 *UJ*	4,300 *UJ*	4,300 *UJ*		4,300 *UJ*
ONON2A	SF0139	S346	8/4/2000		15 - 30	2,300 *U*	2,300 *U*	2,300 *U*	2,300 *U*	2,300 *U*	2,300 *U*		2,300 *U*
ONON2A	SF0140	S347	8/4/2000		0 - 15	2,600 *UJ*	2,600 *UJ*	2,600 *UJ*	2,600 *UJ*	2,600 *UJ*	2,600 *UJ*		2,600 *UJ*
ONON2A	SF0141	S347	8/4/2000		15 - 30	11,000 *UJ*	11,000 *UJ*	11,000 *UJ*	11,000 *UJ*	11,000 *UJ*	11,000 *UJ*		11,000 *UJ*
ONON2A	SF0142	S348	8/5/2000		0 - 15	3,600 *UJ*	3,600 *UJ*	3,600 *UJ*	3,600 *UJ*	3,600 *UJ*	3,600 *UJ*		3,600 *UJ*
ONON2A	SF0143	S348	8/5/2000		15 - 30	3,000 *UJ*	3,000 *UJ*	3,000 *UJ*	3,000 *UJ*	3,000 *UJ*	3,000 *UJ*		3,000 *UJ*
ONON2A	SF0144	S349	8/5/2000		0 - 15	2,600 *UJ*	2,600 *UJ*	2,600 *UJ*	2,600 *UJ*	2,600 *UJ*	2,600 *UJ*		2,600 *UJ*
ONON2A	SF0145	S349	8/5/2000		15 - 30	2,800 *UJ*	2,800 *UJ*	2,800 *UJ*	2,800 *UJ*	2,800 *UJ*	2,800 *UJ*		2,800 *UJ*
ONON2A	SF0146	S350	8/5/2000		0 - 15	3,100 *U*	3,100 *U*	3,100 *U*	3,100 *U*	3,100 *U*	3,100 *U*		3,100 *U*
ONON2A	SF0147	S350	8/5/2000		15 - 30	2,800 *UJ*	2,800 *UJ*	2,800 *UJ*	2,800 *UJ*	2,800 *UJ*	2,800 *UJ*		2,800 *UJ*
ONON2A	SF0149	S351	8/5/2000		0 - 15	26 *U*	26 *U*	26 *U*	26 *U*	26 *U*	26 *U*		26 *U*
ONON2A	SF0150	S351	8/5/2000		15 - 30	15 *U*	15 *U*	15 *U*	15 *U*	15 *U*	15 *U*		15 *U*
ONON2A	SF0173	S351	8/15/2000		0 - 2	6 *U*	6 *U*	6 *U*	6 *U*	6 *U*	6 *U*		6 *U*
ONON2A	SF0151	S352	8/10/2000		0 - 15	440 *U*	440 *U*	440 *U*	440 *U*	440 *U*	440 *U*		440 *U*
ONON2A	SF0152	S352	8/10/2000		15 - 30	910 *U*	910 *U*	910 *U*	910 *U*	910 *U*	910 *U*		910 *U*
ONON2A	SF0113	S353	7/27/2000		0 - 15	4 *U*	4 *U*	4 *U*	4 *U*	4 *U*	4 *U*		4 *U*
ONON2A	SF0114	S353	7/27/2000		15 - 30	3 *UJ*	3 *UJ*	3 *UJ*	3 *UJ*	3 *UJ*	3 *UJ*		3 *UJ*
ONON2A	SF0170	S434	8/9/2000		0 - 15	4 *U*	4 *U*	4 *U*	4 *U*	4 *U*	4 *U*		4 *U*
ONON2A	SF0171	S434	8/9/2000		15 - 30	4 *U*	4 *U*	4 *U*	4 *U*	4 *U*	4 *U*		4 *U*
ONON2A	SF0172	S435	8/9/2000		0 - 5	3,200 *UJ*	3,200 *UJ*	3,200 *UJ*	3,200 *UJ*	3,200 *UJ*	3,200 *UJ*		3,200 *UJ*

Table A-3B. (cont.)

Survey	Sample Number	Survey Station	Date	Duplicates	Depth (cm)	2-Butanone (µg/kg)	2-Hexanone (µg/kg)	4-Methyl-2-pentanone (µg/kg)	Acetone (µg/kg)	Benzene (µg/kg)	Bromodichloro-methane (µg/kg)	Bromoform (µg/kg)	Bromomethane (µg/kg)
ONON2A	SF0123	S340	8/15/2000	1	0 - 2	33 *J*	33 *UJ*	33 *UJ*	170 *UJ*	12 *J*	17 *UJ*	17 *UJ*	33 *UJ*
ONON2A	SF0123_R	S340	8/15/2000	2	0 - 2	*R*	1,100 *UJ*	1,100 *UJ*	*R*	320 *J*	530 *UJ*	530 *UJ*	1,100 *UJ*
ONON2A	SF0126	S340	8/3/2000		0 - 15	*R*	9,400 *UJ*	9,400 *UJ*	*R*	2,500 *J*	4,700 *UJ*	4,700 *UJ*	9,400 *UJ*
ONON2A	SF0127	S340	8/3/2000		15 - 30	*R*	11,000 *UJ*	11,000 *UJ*	*R*	430 *J*	5,600 *UJ*	5,600 *UJ*	11,000 *UJ*
ONON2A	SF0128	S341	8/4/2000		0 - 15	*R*	5,100 *U*	5,100 *U*	*R*	2,200 *J*	2,600 *UJ*	2,600 *UJ*	5,100 *UJ*
ONON2A	SF0129	S341	8/4/2000		15 - 30	13,000 *UJ*	6,400 *UJ*	6,400 *UJ*	8000 *J*	6,900 *J*	3,200 *UJ*	3,200 *UJ*	6,400 *UJ*
ONON2A	SF0132	S343	8/4/2000		0 - 15	8,600 *UJ*	4,300 *UJ*	4,300 *UJ*	*R*	1,200 *J*	2,200 *UJ*	2,200 *UJ*	4,300 *UJ*
ONON2A	SF0133	S343	8/4/2000		15 - 30	8,600 *UJ*	4,300 *UJ*	4,300 *UJ*	*R*	470 *J*	2,200 *UJ*	2,200 *UJ*	4,300 *UJ*
ONON2A	SF0136	S345	8/4/2000		0 - 15	*R*	15,000 *UJ*	15,000 *UJ*	*R*	1,500 *J*	7,400 *UJ*	7,400 *UJ*	15,000 *UJ*
ONON2A	SF0137	S345	8/4/2000		15 - 30	32,000 *UJ*	16,000 *UJ*	16,000 *UJ*	*R*	2,900 *J*	8,100 *UJ*	8,100 *UJ*	16,000 *UJ*
ONON2A	SF0138	S346	8/4/2000		0 - 15	*R*	8,600 *UJ*	8,600 *UJ*	*R*	760 *J*	4,300 *UJ*	4,300 *UJ*	8,600 *UJ*
ONON2A	SF0139	S346	8/4/2000		15 - 30	*R*	4,500 *U*	4,500 *U*	*R*	790 *J*	2,300 *U*	2,300 *UJ*	4,500 *U*
ONON2A	SF0140	S347	8/4/2000		0 - 15	10,000 *UJ*	5,200 *UJ*	5,200 *UJ*	*R*	400 *J*	2,600 *UJ*	2,600 *UJ*	5,200 *UJ*
ONON2A	SF0141	S347	8/4/2000		15 - 30	45,000 *UJ*	23,000 *UJ*	23,000 *UJ*	*R*	2,000 *J*	11,000 *UJ*	11,000 *UJ*	23,000 *UJ*
ONON2A	SF0142	S348	8/5/2000		0 - 15	*R*	7,100 *UJ*	7,100 *UJ*	*R*	3,600 *UJ*	3,600 *UJ*	3,600 *UJ*	7,100 *UJ*
ONON2A	SF0143	S348	8/5/2000		15 - 30	*R*	6,100 *UJ*	6,100 *UJ*	*R*	390 *J*	3,000 *UJ*	3,000 *UJ*	6,100 *UJ*
ONON2A	SF0144	S349	8/5/2000		0 - 15	*R*	5,100 *UJ*	5,100 *UJ*	*R*	1,600 *J*	2,600 *UJ*	2,600 *UJ*	5,100 *UJ*
ONON2A	SF0145	S349	8/5/2000		15 - 30	*R*	5,600 *UJ*	5,600 *UJ*	*R*	4,200 *J*	2,800 *UJ*	2,800 *UJ*	5,600 *UJ*
ONON2A	SF0146	S350	8/5/2000		0 - 15	*R*	6,200 *U*	6,200 *U*	*R*	120	3,100 *U*	3,100 *U*	6,200 *U*
ONON2A	SF0147	S350	8/5/2000		15 - 30	*R*	5,700 *UJ*	5,700 *UJ*	*R*	170 *J*	2,800 *UJ*	2,800 *UJ*	5,700 *UJ*
ONON2A	SF0149	S351	8/5/2000		0 - 15	34	52 *U*	52 *U*	170	190	26 *U*	26 *U*	52 *U*
ONON2A	SF0150	S351	8/5/2000		15 - 30	31 *J*	29 *UJ*	29 *U*	130	360	15 *U*	15 *U*	29 *U*
ONON2A	SF0173	S351	8/15/2000		0 - 2	3 *J*	13 *UJ*	13 *UJ*	78 *UJ*	18	6 *U*	6 *UJ*	13 *U*
ONON2A	SF0151	S352	8/10/2000		0 - 15	*R*	880 *U*	880 *U*	*R*	110 *J*	440 *U*	440 *U*	880 *U*
ONON2A	SF0152	S352	8/10/2000		15 - 30	*R*	1,800 *U*	1,800 *U*	*R*	330 *J*	910 *U*	910 *U*	1,800 *U*
ONON2A	SF0113	S353	7/27/2000		0 - 15	16 *U*	8 *U*	8 *U*	16 *U*	23	4 *U*	4 *U*	8 *U*
ONON2A	SF0114	S353	7/27/2000		15 - 30	11 *J*	7 *UJ*	7 *UJ*	49 *UJ*	17 *J*	3 *UJ*	3 *UJ*	7 *UJ*
ONON2A	SF0170	S434	8/9/2000		0 - 15	3 *J*	8 *U*	8 *U*	40 *U*	5	4 *U*	4 *U*	8 *U*
ONON2A	SF0171	S434	8/9/2000		15 - 30	3 *J*	9 *U*	9 *U*	42 *U*	78	4 *U*	4 *U*	9 *U*
ONON2A	SF0172	S435	8/9/2000		0 - 5	*R*	6,500 *UJ*	6,500 *UJ*	*R*	30,000 *J*	3,200 *UJ*	3,200 *UJ*	6,500 *UJ*

Table A-3B. (cont.)

Survey	Sample Number	Survey Station	Date	Duplicates	Depth (cm)	Carbon disulfide (µg/kg)	Carbon tetrachloride (µg/kg)	Chlorobenzene (µg/kg)	Chloroethane (µg/kg)	Chloroform (µg/kg)	Chloromethane (µg/kg)	Cis-1,2-dichloro-ethene (µg/kg)	Cis-1,3-dichloro-propene (µg/kg)
ONON2A	SF0123	S340	8/15/2000	1	0 - 2	15 *J*	17 *UJ*	140 *J*	33 *UJ*	17 *UJ*	33 *UJ*	17 *UJ*	17 *UJ*
ONON2A	SF0123_R	S340	8/15/2000	2	0 - 2	530 *UJ*	530 *UJ*	2,400 *J*	1,100 *UJ*	530 *UJ*	1,100 *UJ*	530 *UJ*	530 *UJ*
ONON2A	SF0126	S340	8/3/2000		0 - 15	4,700 *UJ*	4,700 *UJ*	3,600 *J*	9,400 *UJ*	4,700 *UJ*	9,400 *UJ*	4,700 *UJ*	4,700 *UJ*
ONON2A	SF0127	S340	8/3/2000		15 - 30	5,600 *UJ*	5,600 *UJ*	5,200 *J*	11,000 *UJ*	5,600 *UJ*	11,000 *UJ*	5,600 *UJ*	5,600 *UJ*
ONON2A	SF0128	S341	8/4/2000		0 - 15	2,600 *UJ*	2,600 *UJ*	1,000 *J*	5,100 *U*	2,600 *UJ*	5,100 *UJ*	2,600 *U*	2,600 *U*
ONON2A	SF0129	S341	8/4/2000		15 - 30	3,200 *UJ*	3,200 *UJ*	1,000 *J*	6,400 *UJ*	3,200 *UJ*	6,400 *UJ*	3,200 *UJ*	3,200 *UJ*
ONON2A	SF0132	S343	8/4/2000		0 - 15	2,200 *UJ*	2,200 *UJ*	9,000 *J*	4,300 *UJ*	2,200 *UJ*	4,300 *UJ*	2,200 *UJ*	2,200 *UJ*
ONON2A	SF0133	S343	8/4/2000		15 - 30	1,200 *J*	2,200 *UJ*	4,300 *J*	4,300 *UJ*	2,200 *UJ*	4,300 *UJ*	2,200 *UJ*	2,200 *UJ*
ONON2A	SF0136	S345	8/4/2000		0 - 15	7,400 *UJ*	7,400 *UJ*	3,700 *J*	15,000 *UJ*	7,400 *UJ*	15,000 *UJ*	7,400 *UJ*	7,400 *UJ*
ONON2A	SF0137	S345	8/4/2000		15 - 30	4,400 *J*	8,100 *UJ*	4,000 *J*	16,000 *UJ*	8,100 *UJ*	16,000 *UJ*	8,100 *UJ*	8,100 *UJ*
ONON2A	SF0138	S346	8/4/2000		0 - 15	4,300 *UJ*	4,300 *UJ*	5,000 *J*	8,600 *UJ*	4,300 *UJ*	8,600 *UJ*	4,300 *UJ*	4,300 *UJ*
ONON2A	SF0139	S346	8/4/2000		15 - 30	2,300 *U*	2,300 *U*	3,400	4,500 *U*	2,300 *U*	4,500 *U*	2,300 *U*	2,300 *U*
ONON2A	SF0140	S347	8/4/2000		0 - 15	2,600 *UJ*	2,600 *UJ*	10,000 *J*	5,200 *UJ*	2,600 *UJ*	5,200 *UJ*	2,600 *UJ*	2,600 *UJ*
ONON2A	SF0141	S347	8/4/2000		15 - 30	11,000 *UJ*	11,000 *UJ*	90,000 *J*	23,000 *UJ*	11,000 *UJ*	23,000 *UJ*	11,000 *UJ*	11,000 *UJ*
ONON2A	SF0142	S348	8/5/2000		0 - 15	3,600 *UJ*	3,600 *UJ*	3,600 *J*	7,100 *UJ*	3,600 *UJ*	7,100 *UJ*	3,600 *UJ*	3,600 *UJ*
ONON2A	SF0143	S348	8/5/2000		15 - 30	3,000 *UJ*	3,000 *UJ*	9,400 *J*	6,100 *UJ*	3,000 *UJ*	6,100 *UJ*	3,000 *UJ*	3,000 *UJ*
ONON2A	SF0144	S349	8/5/2000		0 - 15	2,600 *UJ*	2,600 *UJ*	220 *J*	5,100 *UJ*	2,600 *UJ*	5,100 *UJ*	2,600 *UJ*	2,600 *UJ*
ONON2A	SF0145	S349	8/5/2000		15 - 30	2,800 *UJ*	2,800 *UJ*	410 *J*	5,600 *UJ*	2,800 *UJ*	5,600 *UJ*	2,800 *UJ*	2,800 *UJ*
ONON2A	SF0146	S350	8/5/2000		0 - 15	3,100 *U*	3,100 *U*	2,400	6,200 *U*	3,100 *U*	6,200 *U*	3,100 *U*	3,100 *U*
ONON2A	SF0147	S350	8/5/2000		15 - 30	2,800 *UJ*	2,800 *UJ*	2,800 *J*	5,700 *UJ*	2,800 *UJ*	5,700 *UJ*	2,800 *UJ*	2,800 *UJ*
ONON2A	SF0149	S351	8/5/2000		0 - 15	10	26 *U*	2,000	52 *U*	26 *U*	52 *U*	26 *U*	26 *U*
ONON2A	SF0150	S351	8/5/2000		15 - 30	6 *J*	15 *U*	1,700 *J*	29 *U*	15 *U*	29 *U*	15 *U*	15 *U*
ONON2A	SF0173	S351	8/15/2000		0 - 2	13 *U*	6 *U*	350 *J*	13 *U*	6 *U*	13 *U*	1	6 *U*
ONON2A	SF0151	S352	8/10/2000		0 - 15	440 *U*	440 *U*	9,900	880 *UJ*	440 *U*	880 *U*	440 *U*	440 *U*
ONON2A	SF0152	S352	8/10/2000		15 - 30	910 *U*	910 *U*	27,000	1,800 *UJ*	910 *U*	1,800 *U*	910 *U*	910 *U*
ONON2A	SF0113	S353	7/27/2000		0 - 15	2 *J*	4 *U*	210	8 *U*	4 *U*	8 *U*	4 *U*	4 *U*
ONON2A	SF0114	S353	7/27/2000		15 - 30	9 *J*	3 *UJ*	180 *J*	7 *UJ*	3 *UJ*	7 *UJ*	3 *UJ*	3 *UJ*
ONON2A	SF0170	S434	8/9/2000		0 - 15	4 *U*	4 *U*	5	8 *U*	4 *U*	8 *U*	4 *U*	4 *U*
ONON2A	SF0171	S434	8/9/2000		15 - 30	10	4 *U*	21	9 *U*	4 *U*	9 *U*	4 *U*	4 *U*
ONON2A	SF0172	S435	8/9/2000		0 - 5	3,200 *UJ*	3,200 *UJ*	2,900 *J*	6,500 *UJ*	3,200 *UJ*	6,500 *UJ*	3,200 *UJ*	3,200 *UJ*

Table A-3B. (cont.)

Survey	Sample Number	Survey Station	Date	Duplicates	Depth (cm)	Dibromochloro-methane (µg/kg)	Ethylbenzene (µg/kg)	Methylene chloride (µg/kg)	Styrene (µg/kg)	Tetrachloro-ethene (µg/kg)	Toluene (µg/kg)	trans-1,2-Dichloroethene (µg/kg)	trans-1,3-Dichloropropene (µg/kg)
ONON2A	SF0123	S340	8/15/2000	1	0 - 2	17 *UJ*	17 *J*	29 *J*	18 *J*	17 *UJ*	23 *J*	17 *U*	17 *UJ*
ONON2A	SF0123_R	S340	8/15/2000	2	0 - 2	530 *UJ*	840 *J*	1,100 *UJ*	1,600 *J*	530 *UJ*	1500 *J*	530 *U*	530 *UJ*
ONON2A	SF0126	S340	8/3/2000		0 - 15	4,700 *UJ*	780 *J*	9,400 *UJ*	1,700 *J*	4,700 *UJ*	1100 *J*	4700 *U*	4700 *UJ*
ONON2A	SF0127	S340	8/3/2000		15 - 30	5,600 *UJ*	1,600 *J*	11,000 *UJ*	5,300 *J*	5,600 *UJ*	2500 *J*	5600 *U*	5600 *UJ*
ONON2A	SF0128	S341	8/4/2000		0 - 15	2,600 *UJ*	690 *J*	5,100 *U*	690 *J*	2,600 *U*	4,000	2,600 *U*	2,600 *UJ*
ONON2A	SF0129	S341	8/4/2000		15 - 30	3,200 *UJ*	230 *J*	3,500 *J*	720 *J*	3,200 *UJ*	4,000 *J*	3,200 *U*	3,200 *UJ*
ONON2A	SF0132	S343	8/4/2000		0 - 15	2,200 *UJ*	1,400 *J*	2,300 *J*	610 *J*	2,200 *UJ*	2,200 *J*	2,200 *U*	2,200 *UJ*
ONON2A	SF0133	S343	8/4/2000		15 - 30	2,200 *UJ*	580 *J*	2,400 *J*	420 *J*	2,200 *UJ*	930 *J*	2,200 *U*	2,200 *UJ*
ONON2A	SF0136	S345	8/4/2000		0 - 15	7,400 *UJ*	6,100 *J*	8,000 *J*	2,200 *J*	7,400 *UJ*	8,300 *J*	7,400 *U*	7,400 *UJ*
ONON2A	SF0137	S345	8/4/2000		15 - 30	8,100 *UJ*	5,800 *J*	9,000 *J*	2,000 *J*	8,100 *UJ*	11,000 *J*	8,100 *U*	8,100 *UJ*
ONON2A	SF0138	S346	8/4/2000		0 - 15	4,300 *UJ*	2,200 *J*	4,900 *J*	800 *J*	4,300 *UJ*	2,400 *J*	4,300 *U*	4,300 *UJ*
ONON2A	SF0139	S346	8/4/2000		15 - 30	2,300 *U*	1,700 *J*	4,500 *U*	430 *J*	2,300 *U*	2,300	2,300 *U*	2,300 *U*
ONON2A	SF0140	S347	8/4/2000		0 - 15	2,600 *UJ*	480 *J*	3,000 *J*	340 *J*	2,600 *UJ*	950 *J*	2,600 *U*	2,600 *UJ*
ONON2A	SF0141	S347	8/4/2000		15 - 30	11,000 *UJ*	1,100 *J*	13,000 *J*	7,000 *J*	11,000 *UJ*	3,800 *J*	11,000 *U*	11,000 *UJ*
ONON2A	SF0142	S348	8/5/2000		0 - 15	3,600 *UJ*	1,200 *J*	7,100 *UJ*	490 *J*	3,600 *UJ*	710 *J*	3,600 *U*	3,600 *UJ*
ONON2A	SF0143	S348	8/5/2000		15 - 30	3,000 *UJ*	2,700 *J*	6,100 *UJ*	1,200 *J*	3,000 *UJ*	2,100 *J*	3,000 *U*	3,000 *UJ*
ONON2A	SF0144	S349	8/5/2000		0 - 15	2,600 *UJ*	630 *J*	5,100 *UJ*	1,200 *J*	2,600 *UJ*	4,100 *J*	2,600 *U*	2,600 *UJ*
ONON2A	SF0145	S349	8/5/2000		15 - 30	2,800 *UJ*	1,300 *J*	5,600 *UJ*	2,300 *J*	2,800 *UJ*	11,000 *J*	2,800 *U*	2,800 *UJ*
ONON2A	SF0146	S350	8/5/2000		0 - 15	3,100 *U*	1,100 *J*	6,200 *U*	610	3,100 *U*	380	3,100 *U*	3,100 *U*
ONON2A	SF0147	S350	8/5/2000		15 - 30	2,800 *UJ*	1,400 *J*	5,700 *UJ*	850 *J*	2,800 *UJ*	550 *J*	2,800 *U*	2,800 *UJ*
ONON2A	SF0149	S351	8/5/2000		0 - 15	26 *U*	12	52 *U*	26 *U*	26 *U*	47	26 *U*	26 *U*
ONON2A	SF0150	S351	8/5/2000		15 - 30	15 *U*	20	15 *U*	15 *U*	15 *U*	400	15 *U*	15 *U*
ONON2A	SF0173	S351	8/15/2000		0 - 2	6 *UJ*	11 *J*	13 *U*	6 *UJ*	2 *J*	6 *U*	6 *U*	6 *U*
ONON2A	SF0151	S352	8/10/2000		0 - 15	440 *U*	700	880 *U*	440 *U*	440 *U*	160 *J*	440 *U*	440 *U*
ONON2A	SF0152	S352	8/10/2000		15 - 30	910 *U*	1,600	1,800 *U*	910 *U*	910 *U*	980	910 *U*	910 *U*
ONON2A	SF0113	S353	7/27/2000		0 - 15	4 *U*	3 *J*	10 *J*	4 *U*	4 *U*	8 *U*	4 *U*	4 *U*
ONON2A	SF0114	S353	7/27/2000		15 - 30	3 *UJ*	2 *J*	10 *UJ*	3 *UJ*	3 *UJ*	3 *UJ*	3 *U*	3 *UJ*
ONON2A	SF0170	S434	8/9/2000		0 - 15	4 *U*	0.9 *J*	4 *U*	4 *U*	4 *U*	4 *U*	4 *U*	4 *U*
ONON2A	SF0171	S434	8/9/2000		15 - 30	4 *U*	3 *J*	4 *U*	4 *U*	4 *U*	4 *U*	4 *U*	4 *U*
ONON2A	SF0172	S435	8/9/2000		0 - 5	3,200 *UJ*	71,000 *J*	6,500 *UJ*	2,300 *J*	3,200 *UJ*	6,900 *J*	3,200 *U*	3,200 *UJ*

Table A-3B. (cont.)

Survey	Sample Number	Survey Station	Date	Duplicates	Depth (cm)	Trichloroethene (µg/kg)	Tetrachloro-benzene (mixed) (µg/kg)	Vinyl chloride (µg/kg)	Xylene (m,p) (µg/kg)	Xylene (o) (µg/kg)	Xylene (Total) (µg/kg)	Sum of Xylenes [1] (µg/kg)	Pentachloro benzene (µg/kg)
ONON2A	SF0123	S340	8/15/2000	1	0 - 2	17 *UJ*		33 *UJ*			200 *J*	200 *J*	
ONON2A	SF0123_R	S340	8/15/2000	2	0 - 2	530 *UJ*		1,100 *UJ*			22,000 *J*	22,000 *J*	
ONON2A	SF0126	S340	8/3/2000		0 - 15	4700 *UJ*		9,400 *UJ*			23,000 *J*	23,000 *J*	
ONON2A	SF0127	S340	8/3/2000		15 - 30	5600 *UJ*		11,000 *UJ*			54,000 *J*	54,000 *J*	
ONON2A	SF0128	S341	8/4/2000		0 - 15	2,600 *U*		5,100 *U*			13,000	13,000	
ONON2A	SF0129	S341	8/4/2000		15 - 30	3,200 *UJ*		6,400 *UJ*			6,100 *J*	6,100 *J*	
ONON2A	SF0132	S343	8/4/2000		0 - 15	2,200 *UJ*		4,300 *UJ*			34,000 *J*	34,000 *J*	
ONON2A	SF0133	S343	8/4/2000		15 - 30	2,200 *UJ*		4,300 *UJ*			14,000 *J*	14,000 *J*	
ONON2A	SF0136	S345	8/4/2000		0 - 15	7,400 *UJ*		15,000 *UJ*			150,000 *J*	150,000 *J*	
ONON2A	SF0137	S345	8/4/2000		15 - 30	8,100 *UJ*		16,000 *UJ*			140,000 *J*	140,000 *J*	
ONON2A	SF0138	S346	8/4/2000		0 - 15	4,300 *UJ*		8,600 *UJ*			53,000 *J*	53,000 *J*	
ONON2A	SF0139	S346	8/4/2000		15 - 30	2,300 *U*		4,500 *U*			42,000	42,000	
ONON2A	SF0140	S347	8/4/2000		0 - 15	2,600 *UJ*		5,200 *UJ*			9,800 *J*	9,800 *J*	
ONON2A	SF0141	S347	8/4/2000		15 - 30	11,000 *UJ*		23,000 *UJ*			23,000 *J*	23,000 *J*	
ONON2A	SF0142	S348	8/5/2000		0 - 15	3,600 *UJ*		7,100 *UJ*			16,000 *J*	16,000 *J*	
ONON2A	SF0143	S348	8/5/2000		15 - 30	3,000 *UJ*		6,100 *UJ*			35,000 *J*	35,000 *J*	
ONON2A	SF0144	S349	8/5/2000		0 - 15	2,600 *UJ*		5,100 *UJ*			9,500 *J*	9,500 *J*	
ONON2A	SF0145	S349	8/5/2000		15 - 30	2,800 *UJ*		5,600 *UJ*			21,000 *J*	21,000 *J*	
ONON2A	SF0146	S350	8/5/2000		0 - 15	3,100 *U*		6,200 *U*			14,000	14,000	
ONON2A	SF0147	S350	8/5/2000		15 - 30	2,800 *UJ*		5,700 *UJ*			20,000 *J*	20,000 *J*	
ONON2A	SF0149	S351	8/5/2000		0 - 15	26 *U*		52 *U*			170	170	
ONON2A	SF0150	S351	8/5/2000		15 - 30	15 *U*		29 *U*			440	440	
ONON2A	SF0173	S351	8/15/2000		0 - 2	4		13 *U*			46 *J*	46 *J*	
ONON2A	SF0151	S352	8/10/2000		0 - 15	440 *U*		880 *U*			1,600	1,600	
ONON2A	SF0152	S352	8/10/2000		15 - 30	910 *U*		1,800 *U*			8,000	8,000	
ONON2A	SF0113	S353	7/27/2000		0 - 15	4 *U*		8 *U*			14	14	
ONON2A	SF0114	S353	7/27/2000		15 - 30	3 *UJ*		7 *UJ*			16 *J*	16 *J*	
ONON2A	SF0170	S434	8/9/2000		0 - 15	4 *U*		8 *U*			4 *U*	4 *U*	
ONON2A	SF0171	S434	8/9/2000		15 - 30	4 *U*		9 *U*			4 *U*	4 *U*	
ONON2A	SF0172	S435	8/9/2000		0 - 5	3,200 *UJ*		6,500 *UJ*			330,000 *J*	330,000 *J*	

Notes: [1] Sum of xylenes is a calculated quantity, not a direct measurement

J - estimated

U - not detected at reported quantitation limit

R - rejected datum

Table A-3C. Southern Basin Nearshore Sediments – Semivolatile Organic Compound Data

Survey	Sample Number	Survey Station	Date	Duplicates	Depth (cm)	1,2,3,4-Tetrachloro-benzene (µg/kg)	1,2-Dichloro-benzene (µg/kg)	1,3-Dichloro-benzene (µg/kg)	1,4-Dichloro-benzene (µg/kg)	Dichloro-benzenes, (sum of) [1] (µg/kg)	2,2'-Oxybis (1-chloro-propane) (ug/kg)	1,2,3-Trichloro-benzene (µg/kg)	1,2,4-Trichloro-benzene (µg/kg)
O-SEDCHM	S00014	S1	5/8/1992		0 - 30		6,000 *J*	5,700 *UJ*	15,000 *J*	21,000 *J*	5,700 *UJ*		5,700 *J*
O-SEDCHM	S00556	S1	8/2/1992	D1	0 - 2		370 *J*	1,200 *UJ*	860 *J*	1,230 *J*	1,200 *UJ*		260 *J*
O-SEDCHM	S00557	S1	8/2/1992	D2	0 - 2		690 *J*	1,200 *UJ*	870 *J*	1,560 *J*	1,200 *UJ*		320 *J*
O-SEDCHM	S00558	S1	8/2/1992	D3	0 - 2		400 *J*	1,200 *UJ*	930 *J*	1,330 *J*	1,200 *UJ*		280 *J*
O-SEDCHM	S00546	S2	7/30/1992		0 - 2	36	870 *J*	1,200 *U*	3,300	4,170		1200 *U*	1,200 *U*
O-SEDCHM	S00340	S3	10/1/1992		0 - 30	30,000 *UJ*	3,700	5,000	42,000	50,700		4500	3,700
O-SEDCHM	S00613	S3	8/12/1992		0 - 2	37 *J*							
O-SEDCHM	S00653	S3	9/17/1992		0 - 2		75	64	770	909		26 *U*	25 *J*
O-SEDCHM	S00547	S5	7/30/1992		0 - 2	15 *U*	33 *J*	21 *J*	120 *J*	174 *J*		11 *UJ*	11 *UJ*
O-SEDCHM	S00004	S6	5/7/1992		0 - 30		1,200 *UJ*	1,200 *UJ*	1,200 *UJ*	1,200 *UJ*	1,200 *UJ*		1,200 *UJ*
O-SEDCHM	S00582	S6	8/6/1992		0 - 2		48 *J*	120 *U*	89 *J*	137 *J*	120 *U*		43 *J*
O-SEDCHM	S00555	S7	8/2/1992		0 - 2	11	7 *UJ*	7 *UJ*	5 *J*	5 *J*		7 *UJ*	7 *UJ*
O-SEDCHM	S00001	S10	5/7/1992		0 - 30		180 *J*	630 *UJ*	410 *J*	590 *J*	630 *UJ*		630 *UJ*
O-SEDCHM	S00572	S10	8/4/1992		0 - 2		1,500 *UJ*	1,500 *UJ*	1,500 *UJ*	1,500 *UJ*	1,500 *UJ*		1,500 *UJ*
O-SEDCHM	S00162	S11	7/10/1992		0 - 30	4.1 *U*	1,500 *U*	1,500 *U*	1,800	1,800		910 *J*	1,500 *U*
O-SEDCHM	S00567	S11	8/3/1992		0 - 2	4.9 *U*	7 *U*	7 *U*	7 *U*	7 *U*		7 *U*	7 *U*
O-SEDCHM	S00565	S13	8/3/1992		0 - 2	7.2 *U*	50 *UJ*	50 *UJ*	50 *UJ*	50 *UJ*		50 *UJ*	50 *UJ*
O-SEDCHM	S00542	S14	7/30/1992		0 - 2	110	7,900	1,200 *J*	9,300	18,400		2700 *U*	2,700 *U*
O-SEDCHM	S00062	S16	5/11/1992	D1	0 - 30		1,900 *UJ*	1,900 *UJ*	1,900 *UJ*	1,900 *UJ*	1,900 *UJ*		1,900 *UJ*
O-SEDCHM	S00065	S16	5/11/1992	D2	0 - 30		2,300 *UJ*	2,300 *UJ*	2,300 *UJ*	2,300 *UJ*	2,300 *UJ*		2,300 *UJ*
O-SEDCHM	S00066	S16	5/11/1992	D3	0 - 30		2,200 *UJ*	2,200 *UJ*	2,200 *UJ*	2,200 *UJ*	2,200 *UJ*		2,200 *UJ*
O-SEDCHM	S00566	S16	8/3/1992		0 - 2		150 *U*	150 *U*	150 *U*	150 *U*	150 *U*		150 *U*
O-SEDCHM	S00562	S17	8/3/1992	D1	0 - 2	6.4 *UJ*	11 *UJ*	11 *UJ*	11 *UJ*	11 *UJ*		11 *UJ*	11 *UJ*
O-SEDCHM	S00563	S17	8/3/1992	D2	0 - 2	6.9 *UJ*	10 *UJ*	10 *UJ*	10 *UJ*	10 *UJ*		10 *UJ*	10 *UJ*
O-SEDCHM	S00564	S17	8/3/1992	D3	0 - 2	6.8 *U*	10 *UJ*	10 *UJ*	10 *UJ*	10 *UJ*		10 *UJ*	10 *UJ*
O-SEDCHM	S00017	S20	5/8/1992		0 - 30		4,600 *UJ*	4,600 *UJ*	1,100 *J*	1,100 *J*	4,600 *UJ*		4,600 *UJ*
O-SEDCHM	S00560	S20	8/2/1992		0 - 2		3,500 *J*	4,400 *UJ*	7,000 *J*	10,500 *J*	4,400 *UJ*		4,400 *UJ*
O-SEDCHM	S00540	S21	7/30/1992		0 - 2	650	2,700	780 *J*	11,000	14,480		1100 *U*	1,100 *U*
O-SEDCHM	S00580	S26	8/6/1992		0 - 2	5.6 *U*	8 *U*	8 *U*	8 *U*	8 *U*		8 *U*	8 *U*
O-SEDCHM	S00533	S28	7/28/1992		0 - 2	4.7 *U*	1,400 *U*	1,400 *U*	1,300 *J*	1,300 *J*		1400 *U*	1,400 *U*
O-SEDCHM	S00573	S34	8/4/1992		0 - 2	5.8 *U*	8 *UJ*	8 *UJ*	8 *UJ*	8 *UJ*		8 *UJ*	8 *UJ*
O-SEDCHM	S00535	S35	7/28/1992		0 - 2	6.4 *U*	10 *UJ*	10 *UJ*	10 *UJ*	10 *UJ*		10 *UJ*	10 *UJ*
O-SEDCHM	S00007	S36	5/8/1992		0 - 30		3,100 *UJ*	3,100 *UJ*	3,100 *UJ*	3,100 *UJ*	3,100 *UJ*		3,100 *UJ*
O-SEDCHM	S00532	S36	7/27/1992		0 - 2		8 *U*	8 *UJ*	6 *J*	42,000 *UJ*	42,000 *UJ*	8 *UJ*	8 *UJ*
O-SEDCHM	S00521	S37	7/24/1992		0 - 2	6.6 *UJ*	10 *UJ*	10 *UJ*	5 *J*	5 *J*		10 *UJ*	10 *UJ*
O-SEDCHM	S00051	S46	5/10/1992		0 - 30		80 *U*	80 *U*	80 *U*	80 *U*	80 *U*		80 *U*

Table A-3C. (cont.)

Survey	Sample Number	Survey Station	Date	Duplicates	Depth (cm)	1,3,5-Trichloro-benzene (µg/kg)	(Sum of) Trichloro-benzenes [1] (µg/kg)	2,4,5-Trichloro-phenol (µg/kg)	2,4,6-Trichloro-phenol (µg/kg)	2,4-Dichlorophenol (µg/kg)	2,4-Dimethyl-phenol (µg/kg)	2,4-Dinitro-phenol (µg/kg)	2,4-Dinitro-toluene (µg/kg)
O-SEDCHM	S00014	S1	5/8/1992		0 - 30			14,000 *UJ*	5,700 *UJ*	5,700 *UJ*	5,700 *UJ*	14,000 *UJ*	5,700 *UJ*
O-SEDCHM	S00556	S1	8/2/1992	D1	0 - 2			2,900 *UJ*	1,200 *UJ*	1,200 *UJ*	1,200 *UJ*	2,900 *UJ*	1,200 *UJ*
O-SEDCHM	S00557	S1	8/2/1992	D2	0 - 2			3,100 *UJ*	1,200 *UJ*	1,200 *UJ*	1,200 *UJ*	3,100 *UJ*	1,200 *UJ*
O-SEDCHM	S00558	S1	8/2/1992	D3	0 - 2			3,100 *UJ*	1,200 *UJ*	1,200 *UJ*	1,200 *UJ*	3,100 *UJ*	1,200 *UJ*
O-SEDCHM	S00546	S2	7/30/1992		0 - 2	560 *J*	560 *J*						
O-SEDCHM	S00340	S3	10/1/1992		0 - 30	6,400	14,600						
O-SEDCHM	S00613	S3	8/12/1992		0 - 2								
O-SEDCHM	S00653	S3	9/17/1992		0 - 2	26 *U*	25 *J*						
O-SEDCHM	S00547	S5	7/30/1992		0 - 2	11 *UJ*	11 *UJ*						
O-SEDCHM	S00004	S6	5/7/1992		0 - 30			2,900 *UJ*	1,200 *UJ*	1,200 *UJ*	1,200 *UJ*	2,900 *UJ*	1,200 *UJ*
O-SEDCHM	S00582	S6	8/6/1992		0 - 2			310 *U*	120 *U*	120 *U*	120 *U*	310 *U*	120 *U*
O-SEDCHM	S00555	S7	8/2/1992		0 - 2	7 *UJ*	7 *UJ*						
O-SEDCHM	S00001	S10	5/7/1992		0 - 30			1,600 *UJ*	630 *UJ*	630 *UJ*	630 *UJ*	1,600 *UJ*	630 *UJ*
O-SEDCHM	S00572	S10	8/4/1992		0 - 2			3,700 *UJ*	1,500 *UJ*	1,500 *UJ*	1,500 *UJ*	3,700 *UJ*	1,500 *UJ*
O-SEDCHM	S00162	S11	7/10/1992		0 - 30	1,500 *U*	910 *J*						
O-SEDCHM	S00567	S11	8/3/1992		0 - 2	7 *U*	7 *U*						
O-SEDCHM	S00565	S13	8/3/1992		0 - 2	50 *UJ*	50 *UJ*						
O-SEDCHM	S00542	S14	7/30/1992		0 - 2	4,200	4,200						
O-SEDCHM	S00062	S16	5/11/1992	D1	0 - 30			4,800 *UJ*	1,900 *UJ*	1,900 *UJ*	1,900 *UJ*	4,800 *UJ*	1,900 *UJ*
O-SEDCHM	S00065	S16	5/11/1992	D2	0 - 30			5,800 *UJ*	2,300 *UJ*	2,300 *UJ*	2,300 *UJ*	5,800 *UJ*	2,300 *UJ*
O-SEDCHM	S00066	S16	5/11/1992	D3	0 - 30			5,400 *UJ*	2,200 *UJ*	2,200 *UJ*	2,200 *UJ*	5,400 *UJ*	2,200 *UJ*
O-SEDCHM	S00566	S16	8/3/1992		0 - 2			370 *U*	150 *U*	150 *U*	150 *U*	370 *U*	150 *U*
O-SEDCHM	S00562	S17	8/3/1992	D1	0 - 2	11 *UJ*	11 *UJ*						
O-SEDCHM	S00563	S17	8/3/1992	D2	0 - 2	10 *UJ*	10 *UJ*						
O-SEDCHM	S00564	S17	8/3/1992	D3	0 - 2	10 *UJ*	10 *UJ*						
O-SEDCHM	S00017	S20	5/8/1992		0 - 30			11,000 *UJ*	4,600 *UJ*	4,600 *UJ*	4,600 *UJ*	11,000 *UJ*	4,600 *UJ*
O-SEDCHM	S00560	S20	8/2/1992		0 - 2			11,000 *UJ*	4,400 *UJ*	4,400 *UJ*	4,400 *UJ*	11,000 *UJ*	4,400 *UJ*
O-SEDCHM	S00540	S21	7/30/1992		0 - 2	1,300	1,300						
O-SEDCHM	S00580	S26	8/6/1992		0 - 2	8 *U*	8 *U*						
O-SEDCHM	S00533	S28	7/28/1992		0 - 2	1,400 *U*	1,400 *U*						
O-SEDCHM	S00573	S34	8/4/1992		0 - 2	8 *UJ*	8 *UJ*						
O-SEDCHM	S00535	S35	7/28/1992		0 - 2	10 *UJ*	10 *UJ*						
O-SEDCHM	S00007	S36	5/8/1992		0 - 30			7,800 *UJ*	3,100 *UJ*	3,100 *UJ*	3,100 *UJ*	7,800 *UJ*	3,100 *UJ*
O-SEDCHM	S00532	S36	7/27/1992		0 - 2	8 *UJ*	8 *UJ*	100,000 *UJ*	42,000 *UJ*	42,000 *UJ*	42,000 *UJ*	100,000 *UJ*	42,000 *UJ*
O-SEDCHM	S00521	S37	7/24/1992		0 - 2	10 *UJ*	10 *UJ*						
O-SEDCHM	S00051	S46	5/10/1992		0 - 30			200 *U*	80 *U*	80 *U*	80 *U*	200 *U*	80 *U*

Table A-3C. (cont.)

Survey	Sample Number	Survey Station	Date	Duplicates	Depth (cm)	2,6-Dinitro-toluene (µg/kg)	2-Chloro-naphthalene (µg/kg)	2-Chloro-phenol (µg/kg)	2-Methyl-4,6-dinitrophenol (µg/kg)	2-Methyl-naphthalene (µg/kg)	2-Methyl-phenol (µg/kg)	4-Methyl-phenol (µg/kg)	2-Nitro-aniline (µg/kg)	3-Nitro-aniline (µg/kg)
O-SEDCHM	S00014	S1	5/8/1992		0 - 30	5,700 *UJ*	5,700 *UJ*	5,700 *UJ*	14,000 *UJ*	5,100 *J*	5,700 *UJ*	5,700 *UJ*	14,000 *UJ*	14,000 *UJ*
O-SEDCHM	S00556	S1	8/2/1992	D1	0 - 2	1,200 *UJ*	1,200 *UJ*	1,200 *UJ*	2,900 *UJ*	800 *J*	1,200 *UJ*	1,200 *UJ*	2,900 *UJ*	2,900 *UJ*
O-SEDCHM	S00557	S1	8/2/1992	D2	0 - 2	1,200 *UJ*	1,200 *UJ*	1,200 *UJ*	3,100 *UJ*	690 *J*	1,200 *UJ*	1,200 *UJ*	3,100 *UJ*	3,100 *UJ*
O-SEDCHM	S00558	S1	8/2/1992	D3	0 - 2	1,200 *UJ*	1,200 *UJ*	1,200 *UJ*	3,100 *UJ*	1,700 *J*	1,200 *UJ*	1,200 *UJ*	3,100 *UJ*	3,100 *UJ*
O-SEDCHM	S00546	S2	7/30/1992		0 - 2									
O-SEDCHM	S00340	S3	10/1/1992		0 - 30									
O-SEDCHM	S00613	S3	8/12/1992		0 - 2									
O-SEDCHM	S00653	S3	9/17/1992		0 - 2									
O-SEDCHM	S00547	S5	7/30/1992		0 - 2									
O-SEDCHM	S00004	S6	5/7/1992		0 - 30	1,200 *UJ*	1,200 *UJ*	1,200 *UJ*	2,900 *UJ*	390 *J*	1,200 *UJ*	1,200 *UJ*	2,900 *UJ*	2,900 *UJ*
O-SEDCHM	S00582	S6	8/6/1992		0 - 2	120 *U*	120 *U*	120 *U*	310 *U*	33 *J*	120 *U*	120 *U*	310 *U*	310 *U*
O-SEDCHM	S00555	S7	8/2/1992		0 - 2									
O-SEDCHM	S00001	S10	5/7/1992		0 - 30	630 *UJ*	630 *UJ*	630 *UJ*	1,600 *UJ*	460 *J*	630 *UJ*	690 *J*	1,600 *UJ*	1,600 *UJ*
O-SEDCHM	S00572	S10	8/4/1992		0 - 2	1,500 *UJ*	1,500 *UJ*	1,500 *UJ*	3,700 *UJ*	620 *J*	1,500 *UJ*	1,500 *UJ*	3,700 *UJ*	3,700 *UJ*
O-SEDCHM	S00162	S11	7/10/1992		0 - 30									
O-SEDCHM	S00567	S11	8/3/1992		0 - 2									
O-SEDCHM	S00565	S13	8/3/1992		0 - 2									
O-SEDCHM	S00542	S14	7/30/1992		0 - 2									
O-SEDCHM	S00062	S16	5/11/1992	D1	0 - 30	1,900 *UJ*	1,900 *UJ*	1,900 *UJ*	4,800 *UJ*	2,600 *J*	1,900 *UJ*	1,900 *UJ*	4,800 *UJ*	4,800 *UJ*
O-SEDCHM	S00065	S16	5/11/1992	D2	0 - 30	2,300 *UJ*	2,300 *UJ*	2,300 *UJ*	5,800 *UJ*	3,700 *J*	2,300 *UJ*	2,300 *UJ*	5,800 *UJ*	5,800 *UJ*
O-SEDCHM	S00066	S16	5/11/1992	D3	0 - 30	2,200 *UJ*	2,200 *UJ*	2,200 *UJ*	5,400 *UJ*	3,700 *J*	2,200 *UJ*	2,200 *UJ*	5,400 *UJ*	5,400 *UJ*
O-SEDCHM	S00566	S16	8/3/1992		0 - 2	150 *U*	150 *U*	150 *U*	370 *U*	150 *U*	150 *U*	150 *U*	370 *U*	370 *U*
O-SEDCHM	S00562	S17	8/3/1992	D1	0 - 2									
O-SEDCHM	S00563	S17	8/3/1992	D2	0 - 2									
O-SEDCHM	S00564	S17	8/3/1992	D3	0 - 2									
O-SEDCHM	S00017	S20	5/8/1992		0 - 30	4,600 *UJ*	4,600 *UJ*	4,600 *UJ*	11,000 *UJ*	4,500 *J*	4,600 *UJ*	4,600 *UJ*	11,000 *UJ*	11,000 *UJ*
O-SEDCHM	S00560	S20	8/2/1992		0 - 2	4,400 *UJ*	4,400 *UJ*	4,400 *UJ*	11,000 *UJ*	3,700 *J*	4,400 *UJ*	4,400 *UJ*	11,000 *UJ*	11,000 *UJ*
O-SEDCHM	S00540	S21	7/30/1992		0 - 2									
O-SEDCHM	S00580	S26	8/6/1992		0 - 2									
O-SEDCHM	S00533	S28	7/28/1992		0 - 2									
O-SEDCHM	S00573	S34	8/4/1992		0 - 2									
O-SEDCHM	S00535	S35	7/28/1992		0 - 2									
O-SEDCHM	S00007	S36	5/8/1992		0 - 30	3,100 *UJ*	3,100 *UJ*	3,100 *UJ*	7,800 *UJ*	1,000 *J*	3,100 *UJ*	3,100 *UJ*	7,800 *UJ*	7,800 *UJ*
O-SEDCHM	S00532	S36	7/27/1992		0 - 2	42,000 *UJ*	42,000 *UJ*	42,000 *UJ*	100,000 *UJ*	42,000 *UJ*	42,000 *UJ*	42,000 *UJ*	100,000 *UJ*	100,000 *UJ*
O-SEDCHM	S00521	S37	7/24/1992		0 - 2									
O-SEDCHM	S00051	S46	5/10/1992		0 - 30	80 *U*	80 *U*	80 *U*	200 *U*	80 *U*	80 *U*	80 *U*	200 *U*	200 *U*

Table A-3C. (cont.)

Survey	Sample Number	Survey Station	Date	Duplicates	Depth (cm)	4-Nitro-aniline (µg/kg)	2-Nitro-phenol (µg/kg)	4-Nitro-phenol (µg/kg)	3,3-Dichloro-benzidine (µg/kg)	4-Bromo-phenyl-phenyl ether (µg/kg)	4-Chloro-3-methyl- phenol (µg/kg)	4-Chloro-aniline (µg/kg)	4-Chloro-phenyl-phenyl ether (µg/kg)
O-SEDCHM	S00014	S1	5/8/1992		0 - 30	14,000 *UJ*	5,700 *UJ*	14,000 *UJ*	5,700 *UJ*	5,700 *UJ*	5,700 *UJ*	5,700 *UJ*	5,700 *UJ*
O-SEDCHM	S00556	S1	8/2/1992	D1	0 - 2	2,900 *UJ*	1,200 *UJ*	2,900 *UJ*	1,200 *UJ*	1,200 *UJ*	1,200 *UJ*	1,200 *UJ*	1,200 *UJ*
O-SEDCHM	S00557	S1	8/2/1992	D2	0 - 2	3,100 *UJ*	1,200 *UJ*	3,100 *UJ*	1,200 *UJ*	1,200 *UJ*	1,200 *UJ*	1,200 *UJ*	1,200 *UJ*
O-SEDCHM	S00558	S1	8/2/1992	D3	0 - 2	3,100 *UJ*	1,200 *UJ*	3,100 *UJ*	1,200 *UJ*	1,200 *UJ*	1,200 *UJ*	1,200 *UJ*	1,200 *UJ*
O-SEDCHM	S00546	S2	7/30/1992		0 - 2								
O-SEDCHM	S00340	S3	10/1/1992		0 - 30								
O-SEDCHM	S00613	S3	8/12/1992		0 - 2								
O-SEDCHM	S00653	S3	9/17/1992		0 - 2								
O-SEDCHM	S00547	S5	7/30/1992		0 - 2								
O-SEDCHM	S00004	S6	5/7/1992		0 - 30	2,900 *UJ*	1,200 *UJ*	2,900 *UJ*	1,200 *UJ*	1,200 *UJ*	1,200 *UJ*	1,200 *UJ*	1,200 *UJ*
O-SEDCHM	S00582	S6	8/6/1992		0 - 2	310 *U*	120 *U*	310 *U*	120 *U*	120 *U*	120 *U*	120 *U*	120 *U*
O-SEDCHM	S00555	S7	8/2/1992		0 - 2								
O-SEDCHM	S00001	S10	5/7/1992		0 - 30	1,600 *UJ*	630 *UJ*	1,600 *UJ*	630 *UJ*	630 *UJ*	630 *UJ*	630 *UJ*	630 *UJ*
O-SEDCHM	S00572	S10	8/4/1992		0 - 2	3,700 *UJ*	1,500 *UJ*	3,700 *UJ*	1,500 *UJ*	1,500 *UJ*	1,500 *UJ*	1,500 *UJ*	1,500 *UJ*
O-SEDCHM	S00162	S11	7/10/1992		0 - 30								
O-SEDCHM	S00567	S11	8/3/1992		0 - 2								
O-SEDCHM	S00565	S13	8/3/1992		0 - 2								
O-SEDCHM	S00542	S14	7/30/1992		0 - 2								
O-SEDCHM	S00062	S16	5/11/1992	D1	0 - 30	4,800 *UJ*	1,900 *UJ*	4,800 *UJ*	1,900 *UJ*	1,900 *UJ*	1,900 *UJ*	1,900 *UJ*	1,900 *UJ*
O-SEDCHM	S00065	S16	5/11/1992	D2	0 - 30	5,800 *UJ*	2,300 *UJ*	5,800 *UJ*	2,300 *UJ*	2,300 *UJ*	2,300 *UJ*	2,300 *UJ*	2,300 *UJ*
O-SEDCHM	S00066	S16	5/11/1992	D3	0 - 30	5,400 *UJ*	2,200 *UJ*	5,400 *UJ*	2,200 *UJ*	2,200 *UJ*	2,200 *UJ*	2,200 *UJ*	2,200 *UJ*
O-SEDCHM	S00566	S16	8/3/1992		0 - 2	370 *U*	150 *U*	370 *U*	150 *U*	150 *U*	150 *U*	150 *U*	150 *U*
O-SEDCHM	S00562	S17	8/3/1992	D1	0 - 2								
O-SEDCHM	S00563	S17	8/3/1992	D2	0 - 2								
O-SEDCHM	S00564	S17	8/3/1992	D3	0 - 2								
O-SEDCHM	S00017	S20	5/8/1992		0 - 30	11,000 *UJ*	4,600 *UJ*	11,000 *UJ*	4,600 *UJ*	4,600 *UJ*	4,600 *UJ*	4,600 *UJ*	4,600 *UJ*
O-SEDCHM	S00560	S20	8/2/1992		0 - 2	11,000 *UJ*	4,400 *UJ*	11,000 *UJ*	4,400 *UJ*	4,400 *UJ*	4,400 *UJ*	4,400 *UJ*	4,400 *UJ*
O-SEDCHM	S00540	S21	7/30/1992		0 - 2								
O-SEDCHM	S00580	S26	8/6/1992		0 - 2								
O-SEDCHM	S00533	S28	7/28/1992		0 - 2								
O-SEDCHM	S00573	S34	8/4/1992		0 - 2								
O-SEDCHM	S00535	S35	7/28/1992		0 - 2								
O-SEDCHM	S00007	S36	5/8/1992		0 - 30	7,800 *UJ*	3,100 *UJ*	7,800 *UJ*	3,100 *UJ*	3,100 *UJ*	3,100 *UJ*	3,100 *UJ*	3,100 *UJ*
O-SEDCHM	S00532	S36	7/27/1992		0 - 2	100,000 *UJ*	42,000 *UJ*	100,000 *UJ*	42,000 *UJ*	42,000 *UJ*	42,000 *UJ*	42,000 *UJ*	42,000 *UJ*
O-SEDCHM	S00521	S37	7/24/1992		0 - 2								
O-SEDCHM	S00051	S46	5/10/1992		0 - 30	200 *U*	80 *U*	200 *U*	80 *U*	80 *U*	80 *U*	80 *U*	80 *U*

Table A-3C. (cont.)

Survey	Sample Number	Survey Station	Date	Duplicates	Depth (cm)	Acenaphthene (µg/kg)	Acenaph - thylene (µg/kg)	Anthracene (µg/kg)	Benz(a) anthracene (µg/kg)	Benzo(a) pyrene (µg/kg)	Benzo(b) fluoranthene (µg/kg)	Benzo(g,h,i) perylene (µg/kg)	Benzo(k) fluoranthene (µg/kg)	Benzyl Alcohol (µg/kg)
O-SEDCHM	S00014	S1	5/8/1992		0 - 30	3,100 *J*	1,200 *J*	5,700 *UJ*	3,400 *J*	2,100 *J*	5,700 *UJ*	1,200 *J*	5,700 *UJ*	
O-SEDCHM	S00556	S1	8/2/1992	D1	0 - 2	890 *J*	550 *J*	5,900 *J*	3,300 *J*	3,100 *J*	5,200 *J*	1,500 *J*	1,200 *UJ*	
O-SEDCHM	S00557	S1	8/2/1992	D2	0 - 2	950 *J*	610 *J*	2,000 *J*	5,500 *J*	4,800 *J*	8,000 *J*	2,000 *J*	1,200 *UJ*	
O-SEDCHM	S00558	S1	8/2/1992	D3	0 - 2	1,200 *J*	740 *J*	2,000 *J*	3,600 *J*	3,200 *J*	5,600 *J*	1,600 *J*	1,200 *UJ*	
O-SEDCHM	S00546	S2	7/30/1992		0 - 2	1,100 *J*	7,000 *UJ*	390 *J*	770 *J*	470 *J*	2,000 *J*	2,100 *J*	350 *UJ*	
O-SEDCHM	S00340	S3	10/1/1992		0 - 30									
O-SEDCHM	S00613	S3	8/12/1992		0 - 2	1,800 *UJ*	3,500 *UJ*	680 *J*	920 *J*	490 *J*	2,700 *J*	3,100 *J*	530 *J*	
O-SEDCHM	S00653	S3	9/17/1992		0 - 2									
O-SEDCHM	S00547	S5	7/30/1992		0 - 2	2,900 *J*	2,600 *J*	1,300 *J*	2,000 *J*	1,600 *J*	4,200 *J*	4,400 *J*	990 *J*	
O-SEDCHM	S00004	S6	5/7/1992		0 - 30	8,000 *J*	1,400 *J*	9,400 *J*	13,000 *J*	11,000 *J*	13,000 *J*	4,200 *J*	1,200 *UJ*	
O-SEDCHM	S00582	S6	8/6/1992		0 - 2	190	120 *J*	490	780	870	1300	290	120 *U*	
O-SEDCHM	S00555	S7	8/2/1992		0 - 2	15,000 *J*	24,000 *UJ*	4,000 *J*	4,300 *J*	1,400 *J*	4,200 *J*	3,600 *J*	2,500 *J*	
O-SEDCHM	S00001	S10	5/7/1992		0 - 30	670 *J*	830 *J*	1,500 *J*	4,100 *J*	4,600 *J*	5,800 *J*	2,100 *J*	630 *UJ*	
O-SEDCHM	S00572	S10	8/4/1992		0 - 2	890 *J*	2,000 *J*	4,400 *J*	7,700 *J*	7,800 *J*	9,700 *J*	1,900 *J*	1,500 *UJ*	
O-SEDCHM	S00162	S11	7/10/1992		0 - 30	3,200 *J*	3,800 *J*	680 *J*	1,600 *J*	1,600 *J*	3,000 *J*	2,700 *J*	490 *J*	
O-SEDCHM	S00567	S11	8/3/1992		0 - 2	2,500 *UJ*	4,900 *UJ*	570 *J*	340 *J*	700 *J*	1,300 *J*	2,200 *J*	810 *J*	
O-SEDCHM	S00565	S13	8/3/1992		0 - 2	18,000 *UJ*	36,000 *UJ*	8,900 *J*	2,600 *J*	2,700 *J*	29,000 *J*	9,300 *J*	3,800 *J*	
O-SEDCHM	S00542	S14	7/30/1992		0 - 2	21,000 *UJ*	41,000 *UJ*	4,800 *J*	1,000 *J*	2,100 *UJ*	1,400 *J*	3,000 *J*	2,100 *UJ*	
O-SEDCHM	S00062	S16	5/11/1992	D1	0 - 30	1,500 *J*	1,900 *UJ*	1,100 *J*	1,200 *J*	1,100 *J*	1,800 *J*	760 *J*	1,900 *UJ*	
O-SEDCHM	S00065	S16	5/11/1992	D2	0 - 30	1,300 *J*	560 *J*	1,500 *J*	1,400 *J*	1,200 *J*	2,200 *J*	770 *J*	2,300 *UJ*	
O-SEDCHM	S00066	S16	5/11/1992	D3	0 - 30	1,300 *J*	2,200 *UJ*	2,200 *UJ*	1,600 *J*	1,200 *J*	1,800 *J*	960 *J*	2,200 *UJ*	
O-SEDCHM	S00566	S16	8/3/1992		0 - 2	46 *J*	72 *J*	240	630	640	1,100	260	150 *U*	
O-SEDCHM	S00562	S17	8/3/1992	D1	0 - 2	380 *J*	420 *J*	52 *J*	200 *J*	170 *J*	390 *J*	550 *J*	160 *J*	
O-SEDCHM	S00563	S17	8/3/1992	D2	0 - 2	240 *J*	440 *J*	58	160 *J*	140 *J*	260 *J*	510 *J*	120 *J*	
O-SEDCHM	S00564	S17	8/3/1992	D3	0 - 2	1,300	420 *J*	57	200 *J*	190	270 *J*	350	150 *J*	
O-SEDCHM	S00017	S20	5/8/1992		0 - 30	4,600 *UJ*	4,600 *UJ*	4,600 *UJ*	4,600 *UJ*	4,600 *UJ*	4,600 *UJ*	4,600 *UJ*	4,600 *UJ*	
O-SEDCHM	S00560	S20	8/2/1992		0 - 2	4,400 *UJ*	4,400 *UJ*	4,400 *UJ*	4,400 *UJ*	4,400 *UJ*	4,400 *UJ*	4,400 *UJ*	4,400 *UJ*	
O-SEDCHM	S00540	S21	7/30/1992		0 - 2	3,300 *UJ*	6,600 *UJ*	300 *J*	570 *J*	330 *UJ*	660 *UJ*	1,900 *J*	410 *J*	
O-SEDCHM	S00580	S26	8/6/1992		0 - 2	310 *J*	370 *J*	28 *UJ*	28 *U*	22 *J*	120 *J*	57 *U*	43	
O-SEDCHM	S00533	S28	7/28/1992		0 - 2	1,400 *J*	3,500 *J*	630	1,400	200 *U*	2,900	3,000	580	
O-SEDCHM	S00573	S34	8/4/1992		0 - 2	310 *J*	380 *J*	45 *J*	110 *J*	41 *J*	570 *J*	410 *J*	48 *J*	
O-SEDCHM	S00535	S35	7/28/1992		0 - 2	1,600 *U*	3,000 *J*	410	1,400	1,300	2,100	2,700	1,100	
O-SEDCHM	S00007	S36	5/8/1992		0 - 30	2,200 *J*	3,100 *UJ*	5,800 *J*	31,000 *J*	31,000 *J*	46,000 *J*	16,000 *J*	3,100 *UJ*	
O-SEDCHM	S00532	S36	7/27/1992		0 - 2	42,000 *UJ*	42,000 *UJ*	42,000 *UJ*	42,000 *UJ*	42,000 *UJ*	42,000 *UJ*	42,000 *UJ*	42,000 *UJ*	
O-SEDCHM	S00521	S37	7/24/1992		0 - 2	330 *UJ*	660 *UJ*	33 *UJ*	61 *J*	58 *J*	150 *J*	760 *J*	78 *J*	
O-SEDCHM	S00051	S46	5/10/1992		0 - 30	29 *J*	80 *U*	72 *J*	130	160	200	81	80 *U*	

Table A-3C. (cont.)

Survey	Sample Number	Survey Station	Date	Duplicates	Depth (cm)	Bis(2-chloro-ethoxy) methane (µg/kg)	Bis(2-chloroethyl) ether (µg/kg)	Bis(2-ethylhexyl) phthalate (µg/kg)	Butylbenzyl-phthalate (µg/kg)	Carbazole (µg/kg)	Chrysene (µg/kg)	Dibenz(a,h) anthracene (µg/kg)	Dibenzofuran (µg/kg)	Diethyl phthalate (µg/kg)
O-SEDCHM	S00014	S1	5/8/1992		0 - 30	5,700 *UJ*	5,700 *UJ*	5,700 *UJ*	5,700 *UJ*	5,700 *UJ*	3,300 *J*	5,700 *UJ*	3,500 *J*	5,700 *UJ*
O-SEDCHM	S00556	S1	8/2/1992	D1	0 - 2	1,200 *UJ*	1,200 *UJ*	1,500 *J*	1,200 *UJ*	330 *J*	3,600 *J*	540 *J*	1,100 *J*	1,200 *UJ*
O-SEDCHM	S00557	S1	8/2/1992	D2	0 - 2	1,200 *UJ*	1,200 *UJ*	1,300 *J*	1,200 *UJ*	340 *J*	6,000 *J*	840 *J*	1,200 *J*	1,200 *UJ*
O-SEDCHM	S00558	S1	8/2/1992	D3	0 - 2	1,200 *UJ*	1,200 *UJ*	1,600 *J*	1,200 *UJ*	400 *J*	4,200 *J*	620 *J*	1,600 *J*	1,200 *UJ*
O-SEDCHM	S00546	S2	7/30/1992		0 - 2						850 *J*	410 *J*		
O-SEDCHM	S00340	S3	10/1/1992		0 - 30									
O-SEDCHM	S00613	S3	8/12/1992		0 - 2						870 *J*	350 *UJ*		
O-SEDCHM	S00653	S3	9/17/1992		0 - 2									
O-SEDCHM	S00547	S5	7/30/1992		0 - 2						3,000 *J*	640 *J*		
O-SEDCHM	S00004	S6	5/7/1992		0 - 30	1,200 *UJ*	1,200 *UJ*	1,200 *UJ*	1,200 *UJ*	290 *J*	9,100 *J*	1,200 *UJ*	1,700 *J*	1,200 *UJ*
O-SEDCHM	S00582	S6	8/6/1992		0 - 2	120 *U*	120 *U*	350	120 *U*	120 *U*	790	120 *J*	43 *J*	120 *U*
O-SEDCHM	S00555	S7	8/2/1992		0 - 2						4,600 *J*	2,400 *UJ*		
O-SEDCHM	S00001	S10	5/7/1992		0 - 30	630 *UJ*	630 *UJ*	950 *J*	630 *UJ*	400 *J*	3,700 *J*	630 *UJ*	240 *J*	630 *UJ*
O-SEDCHM	S00572	S10	8/4/1992		0 - 2	1,500 *UJ*	1,500 *UJ*	440 *J*	1,500 *UJ*	330 *J*	7,500 *J*	730 *J*	470 *J*	1,500 *UJ*
O-SEDCHM	S00162	S11	7/10/1992		0 - 30						2,700 *J*	650 *J*		
O-SEDCHM	S00567	S11	8/3/1992		0 - 2						250 *UJ*	370 *J*		
O-SEDCHM	S00565	S13	8/3/1992		0 - 2						1,800 *UJ*	890 *J*		
O-SEDCHM	S00542	S14	7/30/1992		0 - 2						2,100 *UJ*	4,100 *UJ*		
O-SEDCHM	S00062	S16	5/11/1992	D1	0 - 30	1,900 *UJ*	1,900 *UJ*	2,500 *J*	1,900 *UJ*	1,900 *UJ*	1,500 *J*	1,900 *UJ*	1,900 *UJ*	1,900 *UJ*
O-SEDCHM	S00065	S16	5/11/1992	D2	0 - 30	2,300 *UJ*	2,300 *UJ*	3,100 *J*	2,300 *UJ*	2,300 *UJ*	1,600 *J*	2,300 *UJ*	2,300 *UJ*	2,300 *UJ*
O-SEDCHM	S00066	S16	5/11/1992	D3	0 - 30	2,200 *UJ*	2,200 *UJ*	2,400 *J*	2,200 *UJ*	2,200 *UJ*	1,600 *J*	2,200 *UJ*	2,200 *UJ*	2,200 *UJ*
O-SEDCHM	S00566	S16	8/3/1992		0 - 2	150 *U*	150 *U*	270	150 *U*	46 *J*	670	100 *J*	150 *U*	150 *U*
O-SEDCHM	S00562	S17	8/3/1992	D1	0 - 2						460 *J*	110 *J*		
O-SEDCHM	S00563	S17	8/3/1992	D2	0 - 2						370 *J*	75		
O-SEDCHM	S00564	S17	8/3/1992	D3	0 - 2						430 *J*	80		
O-SEDCHM	S00017	S20	5/8/1992		0 - 30	4,600 *UJ*	4,600 *UJ*	4,600 *UJ*	4,600 *UJ*	4,600 *UJ*	4,600 *UJ*	4,600 *UJ*	4,600 *UJ*	4,600 *UJ*
O-SEDCHM	S00560	S20	8/2/1992		0 - 2	4,400 *UJ*	4,400 *UJ*	4,400 *UJ*	4,400 *UJ*	4,400 *UJ*	4,400 *UJ*	4,400 *UJ*	4,400 *UJ*	4,400 *UJ*
O-SEDCHM	S00540	S21	7/30/1992		0 - 2						490 *J*	260 *J*		
O-SEDCHM	S00580	S26	8/6/1992		0 - 2						14 *J*	57 *U*		
O-SEDCHM	S00533	S28	7/28/1992		0 - 2						2,200	530		
O-SEDCHM	S00573	S34	8/4/1992		0 - 2						210 *J*	70 *UJ*		
O-SEDCHM	S00535	S35	7/28/1992		0 - 2						2700	660		
O-SEDCHM	S00007	S36	5/8/1992		0 - 30	3,100 *UJ*	3,100 *UJ*	3,100 *UJ*	3,100 *UJ*	3,900 *J*	34,000 *J*	3,100 *UJ*	3,100 *UJ*	3,100 *UJ*
O-SEDCHM	S00532	S36	7/27/1992		0 - 2	42,000 *UJ*	42,000 *UJ*	42,000 *UJ*	42,000 *UJ*	42,000 *UJ*	42,000 *UJ*	42,000 *UJ*	42,000 *UJ*	42,000 *UJ*
O-SEDCHM	S00521	S37	7/24/1992		0 - 2						140 *J*	66 *UJ*		
O-SEDCHM	S00051	S46	5/10/1992		0 - 30	80 *U*	80 *U*	27 *J*	80 *U*	33 *J*	130	31 *J*	18 *J*	80 *U*

Table A-3C. (cont.)

Survey	Sample Number	Survey Station	Date	Duplicates	Depth (cm)	Dimethyl phthalate (µg/kg)	Di-n-butyl phthalate (µg/kg)	Di-n-octyl phthalate (µg/kg)	Fluoranthene (µg/kg)	Fluorene (µg/kg)	Hexachloro benzene (GC/ECD) (µg/kg)	Hexachloro benzene (GC/MS) (µg/kg)	Final HCB Value (µg/kg)	Hexachloro-butadiene (µg/kg)
O-SEDCHM	S00014	S1	5/8/1992		0 - 30	5,700 *UJ*	5,700 *UJ*	5,700 *UJ*	9,300 *J*	14,000 *J*		1,600 *J*	1,600 *J*	5,700 *UJ*
O-SEDCHM	S00556	S1	8/2/1992	D1	0 - 2	1,200 *UJ*	1,200 *UJ*	1,200 *UJ*	6,900 *J*	1,300 *J*		1,200 *UJ*	1,200 *UJ*	1,200 *UJ*
O-SEDCHM	S00557	S1	8/2/1992	D2	0 - 2	1,200 *UJ*	1,200 *UJ*	1,200 *UJ*	6,600 *J*	1,200 *UJ*		1,200 *UJ*	1,200 *UJ*	1,200 *UJ*
O-SEDCHM	S00558	S1	8/2/1992	D3	0 - 2	1,200 *UJ*	1,200 *UJ*	1,200 *UJ*	6,400 *J*	1,800 *J*		1,200 *UJ*	1,200 *UJ*	1,200 *UJ*
O-SEDCHM	S00546	S2	7/30/1992		0 - 2				9,600 *J*	570 *J*		130	130	
O-SEDCHM	S00340	S3	10/1/1992		0 - 30							20,000 *J*	20,000 *J*	
O-SEDCHM	S00613	S3	8/12/1992		0 - 2				350 *UJ*	600 *J*		290 *J*	290 *J*	
O-SEDCHM	S00653	S3	9/17/1992		0 - 2									
O-SEDCHM	S00547	S5	7/30/1992		0 - 2				4,900 *J*	1,400 *J*		120	120	
O-SEDCHM	S00004	S6	5/7/1992		0 - 30	1,200 *UJ*	1,200 *UJ*	1,200 *UJ*	18,000 *J*	5,100 *J*		1,200 *UJ*	1,200 *UJ*	1,200 *UJ*
O-SEDCHM	S00582	S6	8/6/1992		0 - 2	120 *U*	120 *U*	120 *U*	910	160		120 *U*	120 *U*	120 *U*
O-SEDCHM	S00555	S7	8/2/1992		0 - 2				86,000 *UJ*	2,600 *J*		11	11	
O-SEDCHM	S00001	S10	5/7/1992		0 - 30	630 *UJ*	630 *UJ*	630 *UJ*	4,300 *J*	1,000 *J*		630 *UJ*	630 *UJ*	630 *UJ*
O-SEDCHM	S00572	S10	8/4/1992		0 - 2	1,500 *UJ*	1,500 *UJ*	1,500 *UJ*	10,000 *J*	3,500 *J*		1,500 *UJ*	1,500 *UJ*	1,500 *UJ*
O-SEDCHM	S00162	S11	7/10/1992		0 - 30				2,700 *J*	500 *J*		4.1 *U*	4.1 *U*	
O-SEDCHM	S00567	S11	8/3/1992		0 - 2				26,000 *UJ*	490 *UJ*		4.9 *U*	4.9 *U*	
O-SEDCHM	S00565	S13	8/3/1992		0 - 2				230,000 *UJ*	7,200 *J*		4.6 *J*	4.6 *J*	
O-SEDCHM	S00542	S14	7/30/1992		0 - 2				40,000 *J*	4,100 *UJ*		170	170	
O-SEDCHM	S00062	S16	5/11/1992	D1	0 - 30	1,900 *UJ*	1,900 *UJ*	1,900 *UJ*	3,000 *J*	1,200 *J*		1,900 *UJ*	1,900 *UJ*	1,900 *UJ*
O-SEDCHM	S00065	S16	5/11/1992	D2	0 - 30	2,300 *UJ*	2,300 *UJ*	2,300 *UJ*	4,100 *J*	1,200 *J*		2,300 *UJ*	2,300 *UJ*	2,300 *UJ*
O-SEDCHM	S00066	S16	5/11/1992	D3	0 - 30	2,200 *UJ*	2,200 *UJ*	2,200 *UJ*	3,900 *J*	940 *J*		2,200 *UJ*	2,200 *UJ*	2,200 *UJ*
O-SEDCHM	S00566	S16	8/3/1992		0 - 2	150 *U*	150 *U*	150 *U*	930	72 *J*		150 *U*	150 *U*	150 *U*
O-SEDCHM	S00562	S17	8/3/1992	D1	0 - 2				700 *UJ*	66 *UJ*		6.4 *UJ*	6.4 *UJ*	
O-SEDCHM	S00563	S17	8/3/1992	D2	0 - 2				720 *UJ*	68 *UJ*		6.9 *UJ*	6.9 *UJ*	
O-SEDCHM	S00564	S17	8/3/1992	D3	0 - 2				440 *UJ*	73 *J*		6.8 *U*	6.8 *U*	
O-SEDCHM	S00017	S20	5/8/1992		0 - 30	4,600 *UJ*	4,600 *UJ*	4,600 *UJ*	4,600 *UJ*	15,000 *J*		4,600 *UJ*	4,600 *UJ*	4,600 *UJ*
O-SEDCHM	S00560	S20	8/2/1992		0 - 2	4,400 *UJ*	4,400 *UJ*	4,400 *UJ*	4,400 *UJ*	4,400 *UJ*		4,400 *UJ*	4,400 *UJ*	4,400 *UJ*
O-SEDCHM	S00540	S21	7/30/1992		0 - 2				1,300 *J*	2,500 *J*		1,200	1,200	
O-SEDCHM	S00580	S26	8/6/1992		0 - 2				640 *UJ*	57 *U*		5.6 *U*	5.6 *U*	
O-SEDCHM	S00533	S28	7/28/1992		0 - 2				28,000	520		16	16	
O-SEDCHM	S00573	S34	8/4/1992		0 - 2				1,900 *UJ*	42 *J*		5.8 *U*	5.8 *U*	
O-SEDCHM	S00535	S35	7/28/1992		0 - 2				16,000	380		5 *J*	5 *J*	
O-SEDCHM	S00007	S36	5/8/1992		0 - 30	3,100 *UJ*	3,100 *UJ*	3,100 *UJ*	35,000 *J*	8,900 *J*		3,100 *UJ*	3,100 *UJ*	3,100 *UJ*
O-SEDCHM	S00532	S36	7/27/1992		0 - 2	42,000 *UJ*	42,000 *UJ*	42,000 *UJ*	8,900 *J*	42,000 *UJ*		42,000 *UJ*	42,000 *UJ*	42,000 *UJ*
O-SEDCHM	S00521	S37	7/24/1992		0 - 2				1,400 *J*	66 *UJ*		6.6 *UJ*	6.6 *UJ*	
O-SEDCHM	S00051	S46	5/10/1992		0 - 30	80 *U*	80 *U*	80 *U*	260	54 *J*		80 *U*	80 *U*	80 *U*

Table A-3C. (cont.)

Survey	Sample Number	Survey Station	Date	Duplicates	Depth (cm)	Hexachloro-cyclopentadiene (µg/kg)	Hexachloro-ethane (µg/kg)	Indeno(1,2,3-cd) pyrene (µg/kg)	Isophorone (µg/kg)	Naphthalene (µg/kg)	Nitrobenzene (µg/kg)	N-Nitroso dimethyl-amine (µg/kg)	N-nitroso-di-n-propylamine (µg/kg)
O-SEDCHM	S00014	S1	5/8/1992		0 - 30	5,700 *UJ*	5,700 *UJ*	5,700 *UJ*	5,700 *UJ*	25,000 *J*	5,700 *UJ*		5,700 *UJ*
O-SEDCHM	S00556	S1	8/2/1992	D1	0 - 2	1,200 *UJ*	1,200 *UJ*	1,700 *J*	1,200 *UJ*	1,700 *J*	1,200 *UJ*		1,200 *UJ*
O-SEDCHM	S00557	S1	8/2/1992	D2	0 - 2	1,200 *UJ*	1,200 *UJ*	2,300 *J*	1,200 *UJ*	1,400 *J*	1,200 *UJ*		1,200 *UJ*
O-SEDCHM	S00558	S1	8/2/1992	D3	0 - 2	1,200 *UJ*	1,200 *UJ*	1,800 *J*	1,200 *UJ*	3,200 *J*	1,200 *UJ*		1,200 *UJ*
O-SEDCHM	S00546	S2	7/30/1992		0 - 2			1,100 *J*		2,900 *J*			
O-SEDCHM	S00340	S3	10/1/1992		0 - 30								
O-SEDCHM	S00613	S3	8/12/1992		0 - 2			480 *J*		1,100 *J*			
O-SEDCHM	S00653	S3	9/17/1992		0 - 2								
O-SEDCHM	S00547	S5	7/30/1992		0 - 2			780 *J*		4,200 *J*			
O-SEDCHM	S00004	S6	5/7/1992		0 - 30	1,200 *UJ*	1,200 *UJ*	4,300 *J*	1,200 *UJ*	840 *J*	1,200 *UJ*		1,200 *UJ*
O-SEDCHM	S00582	S6	8/6/1992		0 - 2	120 *U*	120 *U*	320	120 *U*	81 *J*	120 *U*		120 *U*
O-SEDCHM	S00555	S7	8/2/1992		0 - 2			1,200 *UJ*		12,000 *UJ*			
O-SEDCHM	S00001	S10	5/7/1992		0 - 30	630 *UJ*	630 *UJ*	2200 *J*	630 *UJ*	770 *J*	630 *UJ*		630 *UJ*
O-SEDCHM	S00572	S10	8/4/1992		0 - 2	1,500 *UJ*	1,500 *UJ*	1,900 *J*	1,500 *UJ*	690 *J*	1,500 *UJ*		1,500 *UJ*
O-SEDCHM	S00162	S11	7/10/1992		0 - 30			570 *J*		1,500 *J*			
O-SEDCHM	S00567	S11	8/3/1992		0 - 2			250 *UJ*		2,500 *UJ*			
O-SEDCHM	S00565	S13	8/3/1992		0 - 2			1,800 *UJ*		11,000 *J*			
O-SEDCHM	S00542	S14	7/30/1992		0 - 2			2,100 *UJ*		30,000 *J*			
O-SEDCHM	S00062	S16	5/11/1992	D1	0 - 30	1,900 *UJ*	1,900 *UJ*	610 *J*	1,900 *UJ*	500 *J*	1,900 *UJ*		1,900 *UJ*
O-SEDCHM	S00065	S16	5/11/1992	D2	0 - 30	2,300 *UJ*	2,300 *UJ*	560 *J*	2,300 *UJ*	1,400 *J*	2,300 *UJ*		2,300 *UJ*
O-SEDCHM	S00066	S16	5/11/1992	D3	0 - 30	2,200 *UJ*	2,200 *UJ*	750 *J*	2,200 *UJ*	2,100 *J*	2,200 *UJ*		2,200 *UJ*
O-SEDCHM	S00566	S16	8/3/1992		0 - 2	150 *U*	150 *U*	280	150 *U*	150 *U*	150 *U*		150 *U*
O-SEDCHM	S00562	S17	8/3/1992	D1	0 - 2			150 *J*		540 *J*			
O-SEDCHM	S00563	S17	8/3/1992	D2	0 - 2			120		420			
O-SEDCHM	S00564	S17	8/3/1992	D3	0 - 2			34 *U*		670			
O-SEDCHM	S00017	S20	5/8/1992		0 - 30	4,600 *UJ*	4,600 *UJ*	4,600 *UJ*	4,600 *UJ*	34,000 *J*	4,600 *UJ*		4,600 *UJ*
O-SEDCHM	S00560	S20	8/2/1992		0 - 2	4,400 *UJ*	4,400 *UJ*	4,400 *UJ*	4,400 *UJ*	22,000 *J*	4,400 *UJ*		4,400 *UJ*
O-SEDCHM	S00540	S21	7/30/1992		0 - 2			330 *UJ*		15,000 *J*			
O-SEDCHM	S00580	S26	8/6/1992		0 - 2			28 *U*		160 *J*			
O-SEDCHM	S00533	S28	7/28/1992		0 - 2			630		2,300			
O-SEDCHM	S00573	S34	8/4/1992		0 - 2			29 *UJ*		290 *UJ*			
O-SEDCHM	S00535	S35	7/28/1992		0 - 2			770		1,600			
O-SEDCHM	S00007	S36	5/8/1992		0 - 30	3,100 *UJ*	3,100 *UJ*	14,000 *J*	3,100 *UJ*	1,600 *J*	3,100 *UJ*		3,100 *UJ*
O-SEDCHM	S00532	S36	7/27/1992		0 - 2	42,000 *UJ*	42,000 *UJ*	42,000 *UJ*	42,000 *UJ*	42,000 *UJ*	42,000 *UJ*		42,000 *UJ*
O-SEDCHM	S00521	S37	7/24/1992		0 - 2			33 *UJ*		170 *J*			
O-SEDCHM	S00051	S46	5/10/1992		0 - 30	80 *U*	80 *U*	74 *J*	80 *U*	80 *U*	80 *U*		80 *U*

Table A-3C. (cont.)

Survey	Sample Number	Survey Station	Date	Duplicates	Depth (cm)	N-Nitroso-diphenyl-amine (µg/kg)	Pentachloro-benzene (µg/kg)	Pentachloro-phenol (µg/kg)	Phenanthrene (µg/kg)	Phenol (µg/kg)	Pyrene (µg/kg)
O-SEDCHM	S00014	S1	5/8/1992		0 - 30	5,700 *UJ*		14,000 *UJ*	6,100 *J*	5,700 *UJ*	7,700 *J*
O-SEDCHM	S00556	S1	8/2/1992	D1	0 - 2	1,200 *UJ*		2,900 *UJ*	5,000 *J*	1,200 *UJ*	6,500 *J*
O-SEDCHM	S00557	S1	8/2/1992	D2	0 - 2	1,200 *UJ*		3,100 *UJ*	5,800 *J*	1,200 *UJ*	9,300 *J*
O-SEDCHM	S00558	S1	8/2/1992	D3	0 - 2	1,200 *UJ*		3,100 *UJ*	6,100 *J*	1,200 *UJ*	6,600 *J*
O-SEDCHM	S00546	S2	7/30/1992		0 - 2		19		480 *J*		1,800 *J*
O-SEDCHM	S00340	S3	10/1/1992		0 - 30		7100 *UJ*				
O-SEDCHM	S00613	S3	8/12/1992		0 - 2		34 *J*		480 *J*		2,700 *J*
O-SEDCHM	S00653	S3	9/17/1992		0 - 2						
O-SEDCHM	S00547	S5	7/30/1992		0 - 2		17 *U*		2,100 *J*		4,000 *J*
O-SEDCHM	S00004	S6	5/7/1992		0 - 30	1,200 *UJ*		2,900 *UJ*	14,000 *J*	1,200 *UJ*	18,000 *J*
O-SEDCHM	S00582	S6	8/6/1992		0 - 2	120 *U*		310 *U*	740	120 *U*	1,200
O-SEDCHM	S00555	S7	8/2/1992		0 - 2		3.2 *J*		6,300 *J*		9,500 *J*
O-SEDCHM	S00001	S10	5/7/1992		0 - 30	630 *UJ*		1,600 *UJ*	3,700 *J*	630 *UJ*	5,800 *J*
O-SEDCHM	S00572	S10	8/4/1992		0 - 2	1,500 *UJ*		3,700 *UJ*	16,000 *J*	1,500 *UJ*	17,000 *J*
O-SEDCHM	S00162	S11	7/10/1992		0 - 30		4.1 *U*		1,700 *J*		2,900 *J*
O-SEDCHM	S00567	S11	8/3/1992		0 - 2		4.9 *U*		250 *UJ*		380 *J*
O-SEDCHM	S00565	S13	8/3/1992		0 - 2		7.2 *U*		22,000 *J*		3,200 *J*
O-SEDCHM	S00542	S14	7/30/1992		0 - 2		39		6,900 *J*		2,100 *UJ*
O-SEDCHM	S00062	S16	5/11/1992	D1	0 - 30	1,900 *UJ*		4,800 *UJ*	3,100 *J*	1,900 *UJ*	3,000 *J*
O-SEDCHM	S00065	S16	5/11/1992	D2	0 - 30	2,300 *UJ*		5,800 *UJ*	5,100 *J*	2,300 *UJ*	3,600 *J*
O-SEDCHM	S00066	S16	5/11/1992	D3	0 - 30	2,200 *UJ*		5,400 *UJ*	4,300 *J*	2,200 *UJ*	3,400 *J*
O-SEDCHM	S00566	S16	8/3/1992		0 - 2	150 *U*		370 *U*	540	150 *U*	1,100
O-SEDCHM	S00562	S17	8/3/1992	D1	0 - 2		6.4 *UJ*		210 *J*		550 *J*
O-SEDCHM	S00563	S17	8/3/1992	D2	0 - 2		6.9 *UJ*		170 *J*		390 *J*
O-SEDCHM	S00564	S17	8/3/1992	D3	0 - 2		6.8 *U*		210 *J*		680 *J*
O-SEDCHM	S00017	S20	5/8/1992		0 - 30	4,600 *UJ*		11,000 *UJ*	1,600 *J*	4,600 *UJ*	4,600 *UJ*
O-SEDCHM	S00560	S20	8/2/1992		0 - 2	4,400 *UJ*		11,000 *UJ*	1,400 *J*	4,400 *UJ*	4,400 *UJ*
O-SEDCHM	S00540	S21	7/30/1992		0 - 2		330		1,100 *J*		1,500 *J*
O-SEDCHM	S00580	S26	8/6/1992		0 - 2		5.6 *U*		28 *UJ*		28 *UJ*
O-SEDCHM	S00533	S28	7/28/1992		0 - 2		4.8 *U*		2,000		3,300
O-SEDCHM	S00573	S34	8/4/1992		0 - 2		5.8 *U*		220 *J*		370 *J*
O-SEDCHM	S00535	S35	7/28/1992		0 - 2		6.4 *U*		890		1,800
O-SEDCHM	S00007	S36	5/8/1992		0 - 30	3,100 *UJ*		7,800 *UJ*	25,000 *J*	3,100 *UJ*	49,000 *J*
O-SEDCHM	S00532	S36	7/27/1992		0 - 2	42,000 *UJ*		100,000 *UJ*	42,000 *UJ*	42,000 *UJ*	42,000 *UJ*
O-SEDCHM	S00521	S37	7/24/1992		0 - 2		6.6 *UJ*		33 *UJ*		54 *J*
O-SEDCHM	S00051	S46	5/10/1992		0 - 30	80 *U*		200 *U*	220	80 *U*	240

Table A-3C. (cont.)

Survey	Sample Number	Survey Station	Date	Duplicates	Depth (cm)	1,2,3,4-Tetrachloro-benzene (µg/kg)	1,2-Dichloro-benzene (µg/kg)	1,3-Dichloro-benzene (µg/kg)	1,4-Dichloro-benzene (µg/kg)	Dichloro-benzenes, (sum of) [1] (µg/kg)	2,2'-Oxybis (1-chloro-propane) (ug/kg)	1,2,3-Trichloro-benzene (µg/kg)	1,2,4-Trichloro-benzene (µg/kg)
O-SEDCHM	S00570	S46	8/4/1992		0 - 2		130 *U*	130 *U*	130 *U*	130 *U*	130 *U*		130 *U*
O-SEDCHM	S00519	S47	7/24/1992		0 - 2	7.7 *UJ*	11 *UJ*	11 *UJ*	11 *UJ*	11 *UJ*		11 *UJ*	11 *UJ*
ONON2A	VC0196	S307	7/18/2000		0 - 15		55 *U*	55 *U*	55 *U*		55 *UJ*		55 *U*
ONON2A	VC0197	S307	7/18/2000		15 - 30		52 *U*	52 *U*	52 *U*		52 *UJ*		52 *U*
ONON2A	VC0207	S311	7/20/2000		0 - 15		460	350 *U*	350 *U*		350 *U*		350 *U*
ONON2A	VC0208	S311	7/20/2000		15 - 30		620 *U*	620 *U*	1,300		620 *U*		620 *U*
ONON2A	VC0187	S313	7/18/2000		0 - 15		11,000 *U*	11,000 *U*	9,800		11,000 *U*		11,000 *U*
ONON2A	VC0188	S313	7/18/2000		15 - 30		1,400	560	5,300		400 *UJ*		1,600
ONON2A	SF0072	S314	8/10/2000		0 - 15		1,400 *UJ*	2,700 *J*	13,000 *J*		1,400 *UJ*		1,400 *UJ*
ONON2A	SF0073	S314	8/10/2000		15 - 30		7,800 *J*	3,300 *J*	30,000 *J*		1,500 *UJ*		2,800 *J*
ONON2A	SF0076	S316	8/10/2000		0 - 15		86 *U*	86 *U*	170		86 *U*		86 *U*
ONON2A	SF0077	S316	8/10/2000		15 - 30		210 *U*	210 *U*	210 *U*		210 *U*		210 *U*
ONON2A	VC0189	S318	7/14/2000		0 - 15		38 *J*	42 *UJ*	140 *J*		42 *UJ*		42 *UJ*
ONON2A	VC0190	S318	7/14/2000		15 - 30		70	42 *U*	210		42 *U*		45 *J*
ONON2A	SF0086	S321	8/4/2000		0 - 15		46 *U*	46 *U*	46 *U*		46 *U*		46 *U*
ONON2A	SF0087	S321	8/4/2000		15 - 30		130 *U*	130 *U*	130 *U*		130 *U*		130 *U*
ONON2A	SF0088	S322	8/10/2000		0 - 15		200 *UJ*	200 *UJ*	210 *J*		200 *UJ*		200 *UJ*
ONON2A	SF0089	S322	8/10/2000		15 - 30		650 *UJ*	650 *UJ*	650 *UJ*		650 *UJ*		650 *UJ*
ONON2A	SF0094	S325	7/14/2000		0 - 2		72 *U*	72 *U*	72 *U*		72 *U*		72 *U*
ONON2A	SF0095	S325	7/14/2000		2 - 15		72 *UJ*	72 *UJ*	72 *UJ*		72 *UJ*		72 *UJ*
ONON2A	SF0096	S325	7/14/2000		15 - 30		71 *U*	71 *U*	71 *U*		71 *U*		71 *U*
ONON2A	SF0101	S328	7/15/2000		0 - 15		51 *UJ*	51 *UJ*	51 *UJ*		51 *UJ*		51 *UJ*
ONON2A	SF0102	S328	7/15/2000		15 - 30		58 *U*	58 *U*	58 *U*		58 *U*		58 *U*
ONON2A	SF0103	S329	7/16/2000		0 - 15		61 *UJ*	61 *UJ*	61 *UJ*		61 *UJ*		61 *UJ*
ONON2A	SF0104	S329	7/16/2000		15 - 30		58 *UJ*	58 *UJ*	58 *UJ*		58 *UJ*		58 *UJ*
ONON2A	SF0105	S330	7/16/2000		0 - 15		55 *U*	55 *U*	55 *U*		55 *U*		55 *U*
ONON2A	SF0106	S330	7/16/2000		15 - 30		56 *U*	56 *U*	56 *U*		56 *U*		56 *U*
ONON2A	SF0134	S333	8/2/2000		0 - 15		2,500 *U*	2,500 *U*	2,500 *UJ*		2,500 *U*		2,500 *U*
ONON2A	SF0135	S333	8/2/2000		15 - 30		3,200 *U*	3,200 *U*	3,200 *UJ*		3,200 *U*		3,200 *U*
ONON2A	SF0153	S334	8/2/2000		0 - 15		180	170 *U*	290 *J*		170 *U*		170 *U*
ONON2A	SF0154	S334	8/2/2000		15 - 30		290	280 *U*	280 *UJ*		280 *U*		280 *U*
ONON2A	SF0115	S335	8/2/2000		0 - 15		440	340 *U*	340 *UJ*		340 *U*		340 *U*
ONON2A	SF0116	S335	8/2/2000		15 - 30		1,100 *U*	1,100 *U*	1,100 *UJ*		1,100 *U*		1,100 *U*
ONON2A	SF0117	S336	8/3/2000		0 - 15		33 *U*	660	5,500		33 *U*		33 *U*
ONON2A	SF0118	S336	8/3/2000		15 - 30		33 *U*	7,000	120,000		33 *U*		33 *U*
ONON2A	SF0124	S339	8/3/2000		0 - 15		180	220	1,900		33 *U*		33 *U*

Table A-3C. (cont.)

Survey	Sample Number	Survey Station	Date	Duplicates	Depth (cm)	1,3,5-Trichloro-benzene (µg/kg)	(Sum of) Trichloro-benzenes [1] (µg/kg)	2,4,5-Trichloro-phenol (µg/kg)	2,4,6-Trichloro-phenol (µg/kg)	2,4-Dichlorophenol (µg/kg)	2,4-Dimethyl-phenol (µg/kg)	2,4-Dinitro-phenol (µg/kg)	2,4-Dinitro-toluene (µg/kg)
O-SEDCHM	S00570	S46	8/4/1992		0 - 2			340 *U*	130 *U*	130 *U*	130 *U*	340 *U*	130 *U*
O-SEDCHM	S00519	S47	7/24/1992		0 - 2	11 *UJ*	11 *UJ*						
ONON2A	VC0196	S307	7/18/2000		0 - 15			280 *U*	280 *U*	280 *U*	280 *U*	1,400 *UJ*	280 *U*
ONON2A	VC0197	S307	7/18/2000		15 - 30			270 *U*	270 *U*	270 *U*	270 *U*	1,300 *UJ*	270 *U*
ONON2A	VC0207	S311	7/20/2000		0 - 15			1,800 *U*	1,800 *U*	1,800 *U*	1,800 *U*	8,900 *U*	1,800 *U*
ONON2A	VC0208	S311	7/20/2000		15 - 30			3,200 *U*	3,200 *U*	3,200 *U*	3,200 *U*	16,000 *U*	3,200 *U*
ONON2A	VC0187	S313	7/18/2000		0 - 15			59,000 *U*	59,000 *U*	59,000 *U*	59,000 *U*	300,000 *UJ*	59,000 *U*
ONON2A	VC0188	S313	7/18/2000		15 - 30			2,100 *UJ*	2,100 *UJ*	2,100 *UJ*	2,100 *UJ*	10,000 *UJ*	2,100 *U*
ONON2A	SF0072	S314	8/10/2000		0 - 15			7,100 *UJ*	7,100 *UJ*	7,100 *UJ*	7,100 *UJ*	35,000 *UJ*	7,100 *UJ*
ONON2A	SF0073	S314	8/10/2000		15 - 30			7,700 *UJ*	7,700 *UJ*	7,700 *UJ*	7,700 *UJ*	38,000 *UJ*	7,700 *UJ*
ONON2A	SF0076	S316	8/10/2000		0 - 15			440 *UJ*	440 *UJ*	440 *UJ*	440 *UJ*	2,200 *UJ*	440 *U*
ONON2A	SF0077	S316	8/10/2000		15 - 30			1100 *U*	1100 *U*	1,100 *U*	1,100 *U*	5,500 *UJ*	1,100 *U*
ONON2A	VC0189	S318	7/14/2000		0 - 15			220 *UJ*	220 *UJ*	220 *UJ*	220 *UJ*	1,100 *UJ*	220 *UJ*
ONON2A	VC0190	S318	7/14/2000		15 - 30			220 *U*	220 *U*	220 *U*	220 *U*	1,100 *UJ*	220 *U*
ONON2A	SF0086	S321	8/4/2000		0 - 15			240 *U*	240 *U*	240 *U*	240 *U*	1,200 *U*	240 *U*
ONON2A	SF0087	S321	8/4/2000		15 - 30			690 *U*	690 *U*	690 *U*	690 *U*	3,400 *U*	690 *U*
ONON2A	SF0088	S322	8/10/2000		0 - 15			1,000 *UJ*	1,000 *UJ*	1,000 *UJ*	1,000 *UJ*	5,200 *UJ*	1,000 *UJ*
ONON2A	SF0089	S322	8/10/2000		15 - 30			3,400 *UJ*	3,400 *UJ*	3,400 *UJ*	3,400 *UJ*	17,000 *UJ*	3,400 *UJ*
ONON2A	SF0094	S325	7/14/2000		0 - 2			370 *U*	370 *U*	370 *U*	370 *U*	1,900 *U*	370 *U*
ONON2A	SF0095	S325	7/14/2000		2 - 15			370 *U*	370 *U*	370 *U*	370 *U*	1,900 *U*	370 *UJ*
ONON2A	SF0096	S325	7/14/2000		15 - 30			370 *U*	370 *U*	370 *U*	370 *U*	1,800 *U*	370 *U*
ONON2A	SF0101	S328	7/15/2000		0 - 15			260 *UJ*	260 *UJ*	260 *UJ*	260 *UJ*	1,300 *UJ*	260 *UJ*
ONON2A	SF0102	S328	7/15/2000		15 - 30			300 *U*	300 *U*	300 *U*	300 *U*	1,500 *UJ*	300 *U*
ONON2A	SF0103	S329	7/16/2000		0 - 15			320 *UJ*	320 *UJ*	320 *UJ*	320 *UJ*	1,600 *UJ*	320 *UJ*
ONON2A	SF0104	S329	7/16/2000		15 - 30			300 *UJ*	300 *UJ*	300 *UJ*	300 *UJ*	1,500 *UJ*	300 *UJ*
ONON2A	SF0105	S330	7/16/2000		0 - 15			280 *UJ*	280 *UJ*	280 *UJ*	280 *UJ*	1,400 *UJ*	280 *U*
ONON2A	SF0106	S330	7/16/2000		15 - 30			290 *UJ*	290 *UJ*	290 *UJ*	290 *UJ*	1,400 *UJ*	290 *U*
ONON2A	SF0134	S333	8/2/2000		0 - 15			13,000 *U*	13,000 *U*	13,000 *U*	13,000 *U*	66,000 *U*	13,000 *U*
ONON2A	SF0135	S333	8/2/2000		15 - 30			16,000 *U*	16,000 *U*	16,000 *U*	16,000 *U*	82,000 *U*	16,000 *U*
ONON2A	SF0153	S334	8/2/2000		0 - 15			880 *U*	880 *U*	880 *U*	880 *U*	4,400 *U*	880 *U*
ONON2A	SF0154	S334	8/2/2000		15 - 30			1,400 *U*	1,400 *U*	1,400 *U*	1,400 *U*	7,200 *U*	1,400 *U*
ONON2A	SF0115	S335	8/2/2000		0 - 15			1,700 *U*	1,700 *U*	1,700 *U*	1,700 *U*	8,700 *U*	1,700 *U*
ONON2A	SF0116	S335	8/2/2000		15 - 30			5,800 *U*	5,800 *U*	5,800 *U*	5,800 *U*	29,000 *U*	5,800 *U*
ONON2A	SF0117	S336	8/3/2000		0 - 15			170 *U*	170 *U*	170 *U*	170 *U*	850 *U*	170 *U*
ONON2A	SF0118	S336	8/3/2000		15 - 30			170 *U*	170 *U*	170 *U*	170 *U*	850 *U*	170 *U*
ONON2A	SF0124	S339	8/3/2000		0 - 15			170 *U*	170 *U*	170 *U*	170 *U*	850 *U*	170 *U*

Table A-3C. (cont.)

Survey	Sample Number	Survey Station	Date	Duplicates	Depth (cm)	2,6-Dinitro-toluene (µg/kg)	2-Chloro-naphthalene (µg/kg)	2-Chloro-phenol (µg/kg)	2-Methyl-4,6-dinitrophenol (µg/kg)	2-Methyl-naphthalene (µg/kg)	2-Methyl-phenol (µg/kg)	4-Methyl-phenol (µg/kg)	2-Nitro-aniline (µg/kg)	3-Nitro-aniline (µg/kg)
O-SEDCHM	S00570	S46	8/4/1992		0 - 2	130 *U*	130 *U*	130 *U*	340 *U*	130 *U*	130 *U*	130 *U*	340 *U*	340 *U*
O-SEDCHM	S00519	S47	7/24/1992		0 - 2									
ONON2A	VC0196	S307	7/18/2000		0 - 15	280 *U*	55 *U*	55 *U*	1,400 *U*	34 *J*	55 *U*	55 *U*	110 *U*	1,400 *U*
ONON2A	VC0197	S307	7/18/2000		15 - 30	270 *U*	52 *U*	52 *U*	1,300 *U*	52 *U*	52 *U*	52 *U*	110 *U*	1,300 *UJ*
ONON2A	VC0207	S311	7/20/2000		0 - 15	1,800 *U*	350 *U*	350 *U*	8,900 *U*	2,300	350 *U*	350 *U*	700 *U*	8,900 *U*
ONON2A	VC0208	S311	7/20/2000		15 - 30	3,200 *U*	620 *U*	620 *U*	16,000 *U*	3,000	620 *U*	620 *U*	1,300 *U*	16,000 *U*
ONON2A	VC0187	S313	7/18/2000		0 - 15	59,000 *U*	11,000 *U*	11,000 *U*	300,000 *U*	46,000	11,000 *U*	11,000 *U*	23,000 *UJ*	300,000 *UJ*
ONON2A	VC0188	S313	7/18/2000		15 - 30	2,100 *U*	400 *U*	400 *UJ*	10,000 *UJ*	10,000	400 *UJ*	400 *UJ*	820 *U*	10,000 *UJ*
ONON2A	SF0072	S314	8/10/2000		0 - 15	7,100 *UJ*	1,400 *UJ*	1,400 *UJ*	35,000 *UJ*	5,300 *J*	1,400 *UJ*	1,400 *UJ*	2,800 *UJ*	35,000 *UJ*
ONON2A	SF0073	S314	8/10/2000		15 - 30	7,700 *UJ*	1,500 *UJ*	1,500 *UJ*	38,000 *UJ*	10,000 *J*	1,500 *UJ*	1,500 *UJ*	3,000 *UJ*	38,000 *UJ*
ONON2A	SF0076	S316	8/10/2000		0 - 15	440 *U*	86 *U*	86 *UJ*	2,200 *UJ*	130	86 *UJ*	86 *UJ*	170 *U*	2,200 *UJ*
ONON2A	SF0077	S316	8/10/2000		15 - 30	1,100 *U*	210 *U*	210 *U*	5,500 *U*	210 *U*	210 *U*	210 *U*	440 *U*	5,500 *UJ*
ONON2A	VC0189	S318	7/14/2000		0 - 15	220 *UJ*	42 *UJ*	42 *UJ*	1,100 *UJ*	42 *UJ*	42 *UJ*	42 *UJ*	85 *UJ*	1,100 *UJ*
ONON2A	VC0190	S318	7/14/2000		15 - 30	220 *U*	42 *U*	42 *U*	1,100 *U*	47	42 *U*	42 *U*	85 *U*	1,100 *U*
ONON2A	SF0086	S321	8/4/2000		0 - 15	240 *U*	46 *U*	46 *U*	1,200 *U*	46 *U*	46 *U*	46 *U*	94 *U*	1,200 *U*
ONON2A	SF0087	S321	8/4/2000		15 - 30	690 *U*	130 *U*	130 *U*	3,400 *U*	130 *U*	130 *U*	130 *U*	270 *U*	3,400 *U*
ONON2A	SF0088	S322	8/10/2000		0 - 15	1,000 *UJ*	200 *UJ*	200 *UJ*	5,200 *UJ*	2,900 *J*	200 *UJ*	200 *UJ*	410 *UJ*	5,200 *UJ*
ONON2A	SF0089	S322	8/10/2000		15 - 30	3,400 *UJ*	650 *UJ*	650 *UJ*	17,000 *UJ*	9,700 *J*	650 *UJ*	650 *UJ*	1,300 *UJ*	17,000 *UJ*
ONON2A	SF0094	S325	7/14/2000		0 - 2	370 *U*	72 *U*	72 *U*	1,900 *U*	72 *U*	72 *U*	72 *U*	150 *UJ*	1,900 *U*
ONON2A	SF0095	S325	7/14/2000		2 - 15	370 *UJ*	72 *UJ*	72 *U*	1,900 *U*	72 *UJ*	72 *U*	72 *U*	150 *UJ*	1,900 *UJ*
ONON2A	SF0096	S325	7/14/2000		15 - 30	370 *U*	71 *U*	71 *U*	1,800 *U*	71 *U*	71 *U*	71 *U*	140 *UJ*	1,800 *U*
ONON2A	SF0101	S328	7/15/2000		0 - 15	260 *UJ*	51 *UJ*	51 *UJ*	1,300 *UJ*	51 *UJ*	51 *UJ*	51 *UJ*	100 *UJ*	1,300 *UJ*
ONON2A	SF0102	S328	7/15/2000		15 - 30	300 *U*	58 *U*	58 *U*	1,500 *U*	58 *U*	58 *U*	58 *U*	120 *UJ*	1,500 *U*
ONON2A	SF0103	S329	7/16/2000		0 - 15	320 *UJ*	61 *UJ*	61 *UJ*	1,600 *UJ*	61 *UJ*	61 *UJ*	61 *UJ*	120 *UJ*	1,600 *UJ*
ONON2A	SF0104	S329	7/16/2000		15 - 30	300 *UJ*	58 *UJ*	58 *UJ*	1,500 *UJ*	58 *UJ*	58 *UJ*	58 *UJ*	120 *UJ*	1,500 *UJ*
ONON2A	SF0105	S330	7/16/2000		0 - 15	280 *U*	55 *U*	55 *UJ*	1,400 *UJ*	55 *U*	55 *UJ*	55 *UJ*	110 *U*	1,400 *UJ*
ONON2A	SF0106	S330	7/16/2000		15 - 30	290 *U*	56 *U*	56 *UJ*	1,400 *UJ*	56 *U*	56 *UJ*	56 *UJ*	110 *U*	1,400 *UJ*
ONON2A	SF0134	S333	8/2/2000		0 - 15	13,000 *U*	2,500 *U*	2,500 *U*	66,000 *U*	16,000	2,500 *U*	2,500 *U*	5,200 *U*	66,000 *U*
ONON2A	SF0135	S333	8/2/2000		15 - 30	16,000 *U*	3,200 *U*	3,200 *U*	82,000 *U*	15,000	3,200 *U*	3,200 *U*	6,500 *U*	82,000 *U*
ONON2A	SF0153	S334	8/2/2000		0 - 15	880 *U*	170 *U*	170 *U*	4,400 *U*	1,000	170 *U*	170 *U*	350 *U*	4,400 *U*
ONON2A	SF0154	S334	8/2/2000		15 - 30	1,400 *U*	280 *U*	280 *U*	7,200 *U*	3,700	280 *U*	280 *U*	560 *U*	7,200 *U*
ONON2A	SF0115	S335	8/2/2000		0 - 15	1,700 *U*	340 *U*	340 *U*	8,700 *U*	2,000	340 *U*	340 *U*	680 *U*	8,700 *U*
ONON2A	SF0116	S335	8/2/2000		15 - 30	5,800 *U*	1,100 *U*	1,100 *U*	29,000 *U*	6,700	1,100 *U*	1,100 *U*	2,300 *U*	29,000 *U*
ONON2A	SF0117	S336	8/3/2000		0 - 15	170 *U*	33 *U*	33 *U*	850 *U*	33 *U*	33 *U*	33 *U*	67 *U*	850 *U*
ONON2A	SF0118	S336	8/3/2000		15 - 30	170 *U*	33 *U*	33 *U*	850 *U*	33 *U*	33 *U*	33 *U*	67 *U*	850 *U*
ONON2A	SF0124	S339	8/3/2000		0 - 15	170 *U*	33 *U*	33 *U*	850 *U*	840	33 *U*	33 *U*	67 *U*	850 *U*

Table A-3C. (cont.)

Survey	Sample Number	Survey Station	Date	Duplicates	Depth (cm)	4-Nitro-aniline (µg/kg)	2-Nitro-phenol (µg/kg)	4-Nitro-phenol (µg/kg)	3,3-Dichloro-benzidine (µg/kg)	4-Bromo-phenyl-phenyl ether (µg/kg)	4-Chloro-3-methyl- phenol (µg/kg)	4-Chloro-aniline (µg/kg)	4-Chloro-phenyl-phenyl ether (µg/kg)
O-SEDCHM	S00570	S46	8/4/1992		0 - 2	340 *U*	130 *U*	340 *U*	130 *U*	130 *U*	130 *U*	130 *U*	130 *U*
O-SEDCHM	S00519	S47	7/24/1992		0 - 2								
ONON2A	VC0196	S307	7/18/2000		0 - 15	1,400 *U*	280 *U*	1,400 *U*	55 *U*	55 *U*	280 *U*	55 *UJ*	55 *U*
ONON2A	VC0197	S307	7/18/2000		15 - 30	1,300 *U*	270 *U*	1,300 *U*	52 *U*	52 *U*	270 *U*	52 *UJ*	52 *U*
ONON2A	VC0207	S311	7/20/2000		0 - 15	8,900 *U*	1,800 *U*	8,900 *U*	350 *U*	350 *U*	1,800 *U*	350 *U*	350 *U*
ONON2A	VC0208	S311	7/20/2000		15 - 30	16,000 *U*	3,200 *U*	16,000 *U*	620 *U*	620 *U*	3,200 *U*	620 *U*	620 *U*
ONON2A	VC0187	S313	7/18/2000		0 - 15	300,000 *U*	59,000 *U*	300,000 *U*	11,000 *U*	11,000 *U*	59,000 *U*	11,000 *UJ*	11,000 *U*
ONON2A	VC0188	S313	7/18/2000		15 - 30	10,000 *U*	2,100 *UJ*	10,000 *U*	400 *U*	400 *U*	2,100 *UJ*	400 *UJ*	400 *U*
ONON2A	SF0072	S314	8/10/2000		0 - 15	35,000 *UJ*	7,100 *UJ*	35,000 *UJ*	1,400 *UJ*	1,400 *UJ*	7,100 *UJ*	1,400 *UJ*	1,400 *UJ*
ONON2A	SF0073	S314	8/10/2000		15 - 30	38,000 *UJ*	7,700 *UJ*	38,000 *UJ*	1,500 *UJ*	1,500 *UJ*	7,700 *UJ*	1,500 *UJ*	1,500 *UJ*
ONON2A	SF0076	S316	8/10/2000		0 - 15	2,200 *U*	440 *UJ*	2,200 *UJ*	86 *U*	86 *U*	440 *UJ*	86 *UJ*	86 *U*
ONON2A	SF0077	S316	8/10/2000		15 - 30	5,500 *U*	1,100 *U*	5,500 *U*	210 *U*	210 *U*	1,100 *U*	210 *UJ*	210 *U*
ONON2A	VC0189	S318	7/14/2000		0 - 15	1,100 *UJ*	220 *UJ*	1,100 *UJ*	42 *UJ*	42 *UJ*	220 *UJ*	42 *UJ*	42 *UJ*
ONON2A	VC0190	S318	7/14/2000		15 - 30	1,100 *U*	220 *U*	1,100 *U*	42 *U*	42 *U*	220 *U*	42 *U*	42 *U*
ONON2A	SF0086	S321	8/4/2000		0 - 15	1,200 *U*	240 *U*	1,200 *U*	46 *U*	46 *U*	240 *U*	46 *U*	46 *U*
ONON2A	SF0087	S321	8/4/2000		15 - 30	3,400 *U*	690 *U*	3,400 *U*	130 *U*	130 *U*	690 *U*	130 *U*	130 *U*
ONON2A	SF0088	S322	8/10/2000		0 - 15	5,200 *UJ*	1,000 *UJ*	5,200 *UJ*	200 *UJ*	200 *UJ*	1,000 *UJ*	200 *UJ*	200 *UJ*
ONON2A	SF0089	S322	8/10/2000		15 - 30	17,000 *UJ*	3,400 *UJ*	17,000 *UJ*	650 *UJ*	650 *UJ*	3,400 *UJ*	650 *UJ*	650 *UJ*
ONON2A	SF0094	S325	7/14/2000		0 - 2	1,900 *U*	370 *U*	1,900 *U*	72 *U*	72 *U*	370 *U*	72 *U*	72 *U*
ONON2A	SF0095	S325	7/14/2000		2 - 15	1,900 *UJ*	370 *U*	1,900 *U*	72 *UJ*	72 *UJ*	370 *U*	72 *UJ*	72 *UJ*
ONON2A	SF0096	S325	7/14/2000		15 - 30	1,800 *U*	370 *U*	1,800 *U*	71 *U*	71 *U*	370 *U*	71 *U*	71 *U*
ONON2A	SF0101	S328	7/15/2000		0 - 15	1,300 *UJ*	260 *UJ*	1,300 *UJ*	51 *UJ*	51 *UJ*	260 *UJ*	51 *UJ*	51 *UJ*
ONON2A	SF0102	S328	7/15/2000		15 - 30	1,500 *U*	300 *U*	1,500 *U*	58 *U*	58 *U*	300 *U*	58 *U*	58 *U*
ONON2A	SF0103	S329	7/16/2000		0 - 15	1,600 *UJ*	320 *UJ*	1,600 *UJ*	61 *UJ*	61 *UJ*	320 *UJ*	61 *UJ*	61 *UJ*
ONON2A	SF0104	S329	7/16/2000		15 - 30	1,500 *UJ*	300 *UJ*	1,500 *UJ*	58 *UJ*	58 *UJ*	300 *UJ*	58 *UJ*	58 *UJ*
ONON2A	SF0105	S330	7/16/2000		0 - 15	1,400 *UJ*	280 *UJ*	1,400 *UJ*	55 *U*	55 *U*	280 *UJ*	55 *UJ*	55 *U*
ONON2A	SF0106	S330	7/16/2000		15 - 30	1,400 *UJ*	290 *UJ*	1,400 *UJ*	56 *U*	56 *U*	290 *UJ*	56 *UJ*	56 *U*
ONON2A	SF0134	S333	8/2/2000		0 - 15	66,000 *U*	13,000 *U*	66,000 *U*	2,500 *U*	2,500 *U*	13,000 *U*	2,500 *U*	2,500 *U*
ONON2A	SF0135	S333	8/2/2000		15 - 30	82,000 *U*	16,000 *U*	82,000 *U*	3,200 *U*	3,200 *U*	16,000 *U*	3,200 *U*	3,200 *U*
ONON2A	SF0153	S334	8/2/2000		0 - 15	4,400 *U*	880 *U*	4,400 *U*	170 *U*	170 *U*	880 *U*	170 *U*	170 *U*
ONON2A	SF0154	S334	8/2/2000		15 - 30	7,200 *U*	1,400 *U*	7,200 *U*	280 *U*	280 *U*	1,400 *U*	280 *U*	280 *U*
ONON2A	SF0115	S335	8/2/2000		0 - 15	8,700 *U*	1,700 *U*	8,700 *U*	340 *U*	340 *U*	1,700 *U*	340 *U*	340 *U*
ONON2A	SF0116	S335	8/2/2000		15 - 30	29,000 *U*	5,800 *U*	29,000 *U*	1,100 *U*	1,100 *U*	5,800 *U*	1,100 *U*	1,100 *U*
ONON2A	SF0117	S336	8/3/2000		0 - 15	850 *U*	170 *U*	850 *U*	33 *U*	33 *U*	170 *U*	33 *U*	33 *U*
ONON2A	SF0118	S336	8/3/2000		15 - 30	850 *U*	170 *U*	850 *U*	33 *U*	33 *U*	170 *U*	33 *U*	33 *U*
ONON2A	SF0124	S339	8/3/2000		0 - 15	850 *U*	170 *U*	850 *U*	33 *U*	33 *U*	170 *U*	33 *U*	33 *U*

Table A-3C. (cont.)

Survey	Sample Number	Survey Station	Date	Duplicates	Depth (cm)	Acenaphthene (µg/kg)	Acenaph - thylene (µg/kg)	Anthracene (µg/kg)	Benz(a) anthracene (µg/kg)	Benzo(a) pyrene (µg/kg)	Benzo(b) fluoranthene (µg/kg)	Benzo(g,h,i) perylene (µg/kg)	Benzo(k) fluoranthene (µg/kg)	Benzyl Alcohol (µg/kg)
O-SEDCHM	S00570	S46	8/4/1992		0 - 2	130 *U*	41 *J*	110 *J*	300	240	440	99 *J*	130 *U*	
O-SEDCHM	S00519	S47	7/24/1992		0 - 2	570 *J*	410 *J*	89 *J*	280 *J*	260 *J*	260 *J*	350 *J*	230 *J*	
ONON2A	VC0196	S307	7/18/2000		0 - 15	160	65	580	2,200	1,900	1,500	1,200	1,400	280 *U*
ONON2A	VC0197	S307	7/18/2000		15 - 30	52 *U*	52 *U*	74	280	260	220	170	200	270 *U*
ONON2A	VC0207	S311	7/20/2000		0 - 15	350 *U*	380	940	350 *U*	350 *U*	350 *U*	350 *U*	350 *U*	1,800 *U*
ONON2A	VC0208	S311	7/20/2000		15 - 30	620 *U*	810	1,500	1,900	1,600	1,400	650	1,400	3,200 *U*
ONON2A	VC0187	S313	7/18/2000		0 - 15	85,000	19,000	95,000	100,000	65,000	57,000	35,000	60,000	59,000 *U*
ONON2A	VC0188	S313	7/18/2000		15 - 30	5,200	3,000	8,500	14,000	12,000	9,400	7,300	11,000	2,100 *UJ*
ONON2A	SF0072	S314	8/10/2000		0 - 15	1,400 *UJ*	1,800 *J*	1,400 *UJ*	2,600 *J*	1,800 *J*	2,000 *J*	1,400 *UJ*	1,800 *J*	7,100 *UJ*
ONON2A	SF0073	S314	8/10/2000		15 - 30	1,500 *UJ*	1,500 *UJ*	1,500 *UJ*	1,500 *UJ*	1,500 *UJ*	1,500 *UJ*	1,500 *UJ*	1,500 *UJ*	7,700 *UJ*
ONON2A	SF0076	S316	8/10/2000		0 - 15	440	310	1,000	1,800	2,000	1,200	1,300	1,400	440 *UJ*
ONON2A	SF0077	S316	8/10/2000		15 - 30	1,300	210 *U*	3,400	4,100	3,200	2,000	1,300	2,700	1,100 *U*
ONON2A	VC0189	S318	7/14/2000		0 - 15	70 *J*	77 *J*	210 *J*	350 *J*	370 *J*	250 *J*	250 *J*	290 *J*	220 *UJ*
ONON2A	VC0190	S318	7/14/2000		15 - 30	280	280	880	1,500	1,400	860	850	960	220 *U*
ONON2A	SF0086	S321	8/4/2000		0 - 15	46 *U*	81	110	360	430	320	280	380	240 *U*
ONON2A	SF0087	S321	8/4/2000		15 - 30	360	200	1,900	2,800	2,300	1,500	1,200	1,700	690 *U*
ONON2A	SF0088	S322	8/10/2000		0 - 15	2,200 *J*	560 *J*	2,500 *J*	2,500 *J*	2,300 *J*	1,700 *J*	1,400 *J*	1,800 *J*	1,000 *UJ*
ONON2A	SF0089	S322	8/10/2000		15 - 30	3,500 *J*	830 *J*	3,200 *J*	3,700 *J*	3,300 *J*	2,400 *J*	1,900 *J*	2,400 *J*	3,400 *UJ*
ONON2A	SF0094	S325	7/14/2000		0 - 2	72 *U*	72 *U*	54 *J*	130	150	150	130	140	370 *U*
ONON2A	SF0095	S325	7/14/2000		2 - 15	72 *UJ*	72 *UJ*	72 *UJ*	68 *J*	81 *J*	77 *J*	66 *J*	62 *J*	370 *UJ*
ONON2A	SF0096	S325	7/14/2000		15 - 30	71 *U*	59 *J*	140	330	380	340	310	310	370 *U*
ONON2A	SF0101	S328	7/15/2000		0 - 15	51 *UJ*	51 *UJ*	51 *UJ*	58 *J*	48 *J*	41 *J*	51 *UJ*	52 *J*	260 *UJ*
ONON2A	SF0102	S328	7/15/2000		15 - 30	58 *U*	58 *U*	58 *U*	58 *U*	58 *U*	58 *U*	58 *U*	58 *U*	300 *U*
ONON2A	SF0103	S329	7/16/2000		0 - 15	61 *UJ*	61 *UJ*	61 *UJ*	61 *UJ*	61 *UJ*	61 *UJ*	61 *UJ*	61 *UJ*	320 *UJ*
ONON2A	SF0104	S329	7/16/2000		15 - 30	58 *UJ*	58 *UJ*	58 *UJ*	58 *UJ*	58 *UJ*	58 *UJ*	58 *UJ*	58 *UJ*	300 *UJ*
ONON2A	SF0105	S330	7/16/2000		0 - 15	55 *UJ*	55 *U*	55 *U*	55 *U*	55 *U*	55 *U*	55 *U*	55 *U*	280 *UJ*
ONON2A	SF0106	S330	7/16/2000		15 - 30	56 *U*	56 *U*	56 *U*	56 *U*	56 *U*	56 *U*	56 *U*	56 *U*	290 *UJ*
ONON2A	SF0134	S333	8/2/2000		0 - 15	7,500 *J*	4,100	16,000	7,200	3,800	3,300	2,500 *U*	4,400	13,000 *U*
ONON2A	SF0135	S333	8/2/2000		15 - 30	3,200 *UJ*	3,200 *U*	18,000	14,000	7,900	6,900	4,100	8,600	16,000 *U*
ONON2A	SF0153	S334	8/2/2000		0 - 15	1,000 *J*	1,500	4,000	6,000	4,400	4,000	2,600	4,200	880 *U*
ONON2A	SF0154	S334	8/2/2000		15 - 30	1,500 *J*	1,400	4,800	5,600	4,600	4,400	2,800	4,300	1,400 *U*
ONON2A	SF0115	S335	8/2/2000		0 - 15	450 *J*	770	1,800	2,000	1,500	1,500	980	1,600	1,700 *U*
ONON2A	SF0116	S335	8/2/2000		15 - 30	1,100 *UJ*	1,700	4,500	4,200	3,200	3,200	2,000	3,200	5,800 *U*
ONON2A	SF0117	S336	8/3/2000		0 - 15	33 *U*	33 *U*	140	370	360	330	290	310	170 *U*
ONON2A	SF0118	S336	8/3/2000		15 - 30	33 *U*	33 *U*	760	1,100	940	760	800	970	170 *U*
ONON2A	SF0124	S339	8/3/2000		0 - 15	490	470	1,600	2,300	1,900	1,800	1,300	1,700	170 *U*

Table A-3C. (cont.)

Survey	Sample Number	Survey Station	Date	Duplicates	Depth (cm)	Bis(2-chloro· ethoxy) methane (µg/kg)	Bis(2-chloroethyl) ether (µg/kg)	Bis(2-ethylhexyl) phthalate (µg/kg)	Butylbenzyl· phthalate (µg/kg)	Carbazole (µg/kg)	Chrysene (µg/kg)	Dibenz(a,h) anthracene (µg/kg)	Dibenzofuran (µg/kg)	Diethyl phthalate (µg/kg)
O-SEDCHM	S00570	S46	8/4/1992		0 - 2	130 *U*	130 *U*	86 *J*	130 *U*	130 *U*	310	43 *J*	130 *U*	130 *U*
O-SEDCHM	S00519	S47	7/24/1992		0 - 2						480 *J*	83 *J*		
ONON2A	VC0196	S307	7/18/2000		0 - 15	55 *U*	55 *U*	74	55 *U*	390	2,300	500	98	55 *U*
ONON2A	VC0197	S307	7/18/2000		15 - 30	52 *U*	52 *U*	41 *J*	52 *U*	48 *J*	310	41 *J*	52 *U*	52 *U*
ONON2A	VC0207	S311	7/20/2000		0 - 15	350 *U*	350 *U*	560	350 *U*	350 *U*	350 *U*	350 *U*	350 *U*	350 *U*
ONON2A	VC0208	S311	7/20/2000		15 - 30	620 *U*	620 *U*	620 *U*	620 *U*	620 *U*	1,900	620 *U*	620 *U*	620 *U*
ONON2A	VC0187	S313	7/18/2000		0 - 15	11,000 *U*	11,000 *U*	11,000 *U*	11,000 *U*	19,000	100,000	17,000	81,000	11,000 *U*
ONON2A	VC0188	S313	7/18/2000		15 - 30	400 *U*	400 *U*	660	400 *U*	1,800	14,000	2,700	5,000	400 *U*
ONON2A	SF0072	S314	8/10/2000		0 - 15	1,400 *UJ*	1,400 *UJ*	1,400 *UJ*	1,400 *UJ*	1,400 *UJ*	3,200 *J*	1,400 *UJ*	2,700 *J*	1,400 *UJ*
ONON2A	SF0073	S314	8/10/2000		15 - 30	1,500 *UJ*	1,500 *UJ*	1,500 *UJ*	1,500 *UJ*	1,500 *UJ*	1,500 *UJ*	1,500 *UJ*	2,000 *J*	1,500 *UJ*
ONON2A	SF0076	S316	8/10/2000		0 - 15	86 *U*	86 *U*	350	86 *U*	86 *U*	1,800	450	170	86 *U*
ONON2A	SF0077	S316	8/10/2000		15 - 30	210 *U*	210 *U*	210 *U*	210 *U*	210 *U*	3,600	620	820	210 *U*
ONON2A	VC0189	S318	7/14/2000		0 - 15	42 *UJ*	42 *UJ*	220 *UJ*	42 *UJ*	42 *UJ*	380 *J*	93 *J*	42 *UJ*	42 *UJ*
ONON2A	VC0190	S318	7/14/2000		15 - 30	42 *U*	42 *U*	420	42 *U*	55	1,500	270	79	42 *U*
ONON2A	SF0086	S321	8/4/2000		0 - 15	46 *U*	46 *U*	140	46 *U*	46 *U*	370	96	46 *U*	46 *U*
ONON2A	SF0087	S321	8/4/2000		15 - 30	130 *U*	130 *U*	130 *U*	130 *U*	130 *U*	2,400	420	130 *U*	130 *U*
ONON2A	SF0088	S322	8/10/2000		0 - 15	200 *UJ*	200 *UJ*	3,900 *J*	200 *UJ*	200 *UJ*	3,100 *J*	520 *J*	510 *J*	200 *UJ*
ONON2A	SF0089	S322	8/10/2000		15 - 30	650 *UJ*	650 *UJ*	5,500 *J*	650 *UJ*	650 *UJ*	4,000 *J*	650 *UJ*	760 *J*	650 *UJ*
ONON2A	SF0094	S325	7/14/2000		0 - 2	72 *U*	72 *U*	370	72 *UJ*	72 *U*	180	72 *U*	72 *U*	72 *U*
ONON2A	SF0095	S325	7/14/2000		2 - 15	72 *UJ*	72 *UJ*	200 *J*	72 *UJ*	72 *UJ*	86 *J*	72 *UJ*	72 *UJ*	72 *UJ*
ONON2A	SF0096	S325	7/14/2000		15 - 30	71 *U*	71 *U*	700	71 *UJ*	56 *J*	410	110	71 *U*	71 *U*
ONON2A	SF0101	S328	7/15/2000		0 - 15	51 *UJ*	51 *UJ*	66 *UJ*	51 *UJ*	51 *UJ*	54 *J*	51 *UJ*	51 *UJ*	51 *UJ*
ONON2A	SF0102	S328	7/15/2000		15 - 30	58 *U*	58 *U*	58 *U*	58 *U*	58 *U*	58 *U*	58 *U*	58 *U*	58 *U*
ONON2A	SF0103	S329	7/16/2000		0 - 15	61 *UJ*	61 *UJ*	61 *UJ*	61 *UJ*	61 *UJ*	61 *UJ*	61 *UJ*	61 *UJ*	61 *UJ*
ONON2A	SF0104	S329	7/16/2000		15 - 30	58 *UJ*	58 *UJ*	58 *UJ*	58 *UJ*	58 *UJ*	58 *UJ*	58 *UJ*	58 *UJ*	58 *UJ*
ONON2A	SF0105	S330	7/16/2000		0 - 15	55 *U*	55 *U*	55 *U*	55 *U*	55 *U*	55 *U*	55 *U*	55 *U*	55 *U*
ONON2A	SF0106	S330	7/16/2000		15 - 30	56 *U*	56 *U*	56 *U*	56 *U*	56 *U*	56 *U*	56 *U*	56 *U*	56 *U*
ONON2A	SF0134	S333	8/2/2000		0 - 15	2,500 *U*	2,500 *U*	2,500 *U*	2,500 *U*	2,500 *U*	6,200	2,500 *U*	14,000	2,500 *U*
ONON2A	SF0135	S333	8/2/2000		15 - 30	3,200 *U*	3,200 *U*	3,200 *U*	3,200 *U*	3,200 *U*	11,000	3,200 *U*	11,000	3,200 *U*
ONON2A	SF0153	S334	8/2/2000		0 - 15	170 *U*	170 *U*	170 *U*	170 *U*	770	5,800	1,300	1,300	170 *U*
ONON2A	SF0154	S334	8/2/2000		15 - 30	280 *U*	280 *U*	280 *U*	280 *U*	760	6,300	1,400	1,900	280 *U*
ONON2A	SF0115	S335	8/2/2000		0 - 15	340 *U*	340 *U*	340 *U*	340 *U*	340 *U*	2,200	450	790	340 *U*
ONON2A	SF0116	S335	8/2/2000		15 - 30	1,100 *U*	1,100 *U*	1,100 *U*	1,100 *U*	1,100 *U*	4,800	1,100 *U*	2,200	1,100 *U*
ONON2A	SF0117	S336	8/3/2000		0 - 15	33 *U*	33 *U*	3,000	33 *U*	33 *U*	450	33 *U*	33 *U*	33 *U*
ONON2A	SF0118	S336	8/3/2000		15 - 30	33 *U*	33 *U*	770	33 *U*	33 *U*	1,200	33 *U*	33 *U*	33 *U*
ONON2A	SF0124	S339	8/3/2000		0 - 15	33 *U*	33 *U*	800	33 *U*	380	2,600	520	590	33 *U*

Table A-3C. (cont.)

Survey	Sample Number	Survey Station	Date	Duplicates	Depth (cm)	Dimethyl phthalate (µg/kg)	Di-n-butyl phthalate (µg/kg)	Di-n-octyl phthalate (µg/kg)	Fluoranthene (µg/kg)	Fluorene (µg/kg)	Hexachloro benzene (GC/ECD) (µg/kg)	Hexachloro benzene (GC/MS) (µg/kg)	Final HCB Value (µg/kg)	Hexachloro-butadiene (µg/kg)
O-SEDCHM	S00570	S46	8/4/1992		0 - 2	130 *U*	130 *U*	130 *U*	610	43 *J*		130 *U*	130 *U*	130 *U*
O-SEDCHM	S00519	S47	7/24/1992		0 - 2				1,400 *J*	99 *J*		7.7 *UJ*	7.7 *UJ*	
ONON2A	VC0196	S307	7/18/2000		0 - 15	55 *U*	55 *U*	55 *U*	3,800	130	*R*	55 *U*	55 *U*	55 *U*
ONON2A	VC0197	S307	7/18/2000		15 - 30	52 *U*	52 *U*	52 *U*	520	52 *U*	1 *UJ*	52 *U*	1 *UJ*	52 *U*
ONON2A	VC0207	S311	7/20/2000		0 - 15	350 *U*	350 *U*	350 *U*	750	510	21.5 *J*	350 *U*	21.5 *J*	350 *U*
ONON2A	VC0208	S311	7/20/2000		15 - 30	620 *U*	620 *U*	620 *U*	4,300	800	40.7 *J*	620 *U*	40.7 *J*	620 *U*
ONON2A	VC0187	S313	7/18/2000		0 - 15	11,000 *U*	11,000 *U*	11,000 *U*	250,000	140,000	*R*	11,000 *U*	11,000 *U*	11,000 *U*
ONON2A	VC0188	S313	7/18/2000		15 - 30	400 *U*	400 *U*	400 *U*	34,000	7,100	289 *J*	400 *U*	289 *J*	400 *U*
ONON2A	SF0072	S314	8/10/2000		0 - 15	1,400 *UJ*	1,400 *UJ*	1,400 *UJ*	8,000 *J*	3,700 *J*	6,750	1,400 *UJ*	4,075 [1]	1,400 *UJ*
ONON2A	SF0073	S314	8/10/2000		15 - 30	1,500 *UJ*	1,500 *UJ*	1,500 *UJ*	3,200 *J*	3,000 *J*	2,630	1,500 *UJ*	2,065 [1]	1,500 *UJ*
ONON2A	SF0076	S316	8/10/2000		0 - 15	86 *U*	86 *U*	86 *U*	3,000	86 *U*	*R*	86 *U*	86 *U*	86 *U*
ONON2A	SF0077	S316	8/10/2000		15 - 30	210 *U*	210 *U*	210 *U*	7,800	1,900	1.08 *U*	210 *U*	1.08 *U*	210 *U*
ONON2A	VC0189	S318	7/14/2000		0 - 15	42 *UJ*	42 *UJ*	42 *UJ*	760 *J*	69 *J*	7.97	42 *UJ*	7.97	42 *UJ*
ONON2A	VC0190	S318	7/14/2000		15 - 30	42 *U*	42 *U*	42 *U*	2,700	280	12	42 *U*	12	42 *U*
ONON2A	SF0086	S321	8/4/2000		0 - 15	46 *U*	46 *U*	46 *U*	490	46 *U*	*R*	46 *U*	46 *U*	46 *U*
ONON2A	SF0087	S321	8/4/2000		15 - 30	130 *U*	130 *U*	130 *U*	5,300	130 *U*	*R*	130 *U*	130 *U*	130 *U*
ONON2A	SF0088	S322	8/10/2000		0 - 15	200 *UJ*	200 *UJ*	200 *UJ*	6,400 *J*	200 *UJ*	3.5	200 *UJ*	3.5	200 *UJ*
ONON2A	SF0089	S322	8/10/2000		15 - 30	650 *UJ*	650 *UJ*	650 *UJ*	9,000 *J*	2,800 *J*	3.08 *J*	650 *UJ*	3.08 *J*	650 *UJ*
ONON2A	SF0094	S325	7/14/2000		0 - 2	72 *U*	72 *U*	72 *U*	340	72 *U*	2.08 *J*	72 *U*	2.08 *J*	72 *U*
ONON2A	SF0095	S325	7/14/2000		2 - 15	72 *UJ*	41 *J*	72 *UJ*	150 *J*	72 *UJ*	2.06	72 *UJ*	2.06	72 *UJ*
ONON2A	SF0096	S325	7/14/2000		15 - 30	71 *U*	49 *J*	71 *U*	870	51 *J*	1.96 *J*	71 *U*	1.96 *J*	71 *U*
ONON2A	SF0101	S328	7/15/2000		0 - 15	51 *UJ*	51 *UJ*	51 *UJ*	97 *J*	51 *UJ*	1.1 *J*	51 *UJ*	1.1 *J*	51 *UJ*
ONON2A	SF0102	S328	7/15/2000		15 - 30	58 *U*	58 *U*	58 *U*	58 *U*	58 *U*	1 *U*	58 *U*	1 *U*	58 *U*
ONON2A	SF0103	S329	7/16/2000		0 - 15	61 *UJ*	49 *J*	61 *UJ*	61 *UJ*	61 *UJ*	1 *UJ*	61 *UJ*	1 *UJ*	61 *UJ*
ONON2A	SF0104	S329	7/16/2000		15 - 30	58 *UJ*	58 *UJ*	58 *UJ*	58 *UJ*	58 *UJ*	1 *UJ*	58 *UJ*	1 *UJ*	58 *UJ*
ONON2A	SF0105	S330	7/16/2000		0 - 15	55 *U*	55 *U*	55 *U*	55 *U*	55 *U*	1 *UJ*	55 *U*	1 *UJ*	55 *U*
ONON2A	SF0106	S330	7/16/2000		15 - 30	56 *U*	56 *U*	56 *U*	56 *U*	56 *U*	1 *UJ*	56 *U*	1 *UJ*	56 *U*
ONON2A	SF0134	S333	8/2/2000		0 - 15	2,500 *U*	2,500 *U*	2,500 *U*	20,000	18,000	3.94 *J*	2,500 *U*	3.94 *J*	2,500 *U*
ONON2A	SF0135	S333	8/2/2000		15 - 30	3,200 *U*	3,200 *U*	3,200 *U*	31,000	42,000	*R*	3,200 *U*	3,200 *U*	3,200 *U*
ONON2A	SF0153	S334	8/2/2000		0 - 15	170 *U*	170 *U*	170 *U*	12,000	2,500	4.95 *J*	170 *U*	4.95 *J*	170 *U*
ONON2A	SF0154	S334	8/2/2000		15 - 30	280 *U*	280 *U*	280 *U*	13,000	4,000	7.49 *J*	280 *U*	7.49 *J*	280 *U*
ONON2A	SF0115	S335	8/2/2000		0 - 15	340 *U*	340 *U*	340 *U*	4,600	1,400	42.9 *J*	340 *U*	42.9 *J*	340 *U*
ONON2A	SF0116	S335	8/2/2000		15 - 30	1,100 *U*	1,100 *U*	1,100 *U*	11,000	3,700	91.1 *J*	1,100 *U*	91.1 *J*	1,100 *U*
ONON2A	SF0117	S336	8/3/2000		0 - 15	33 *U*	33 *U*	33 *U*	980	33 *U*	1.19 *J*	33 *U*	1.19 *J*	33 *U*
ONON2A	SF0118	S336	8/3/2000		15 - 30	33 *U*	33 *U*	33 *U*	2,600	33 *U*	3.46 *J*	33 *U*	3.46 *J*	33 *U*
ONON2A	SF0124	S339	8/3/2000		0 - 15	33 *U*	33 *U*	33 *U*	5,500	880	2.6 *J*	33 *U*	2.6 *J*	33 *U*

Table A-3C. (cont.)

Survey	Sample Number	Survey Station	Date	Duplicates	Depth (cm)	Hexachloro-cyclopentadiene (µg/kg)	Hexachloro-ethane (µg/kg)	Indeno(1,2,3-cd) pyrene (µg/kg)	Isophorone (µg/kg)	Naphthalene (µg/kg)	Nitrobenzene (µg/kg)	N-Nitroso dimethyl-amine (µg/kg)	N-nitroso-di-n-propylamine (µg/kg)
O-SEDCHM	S00570	S46	8/4/1992		0 - 2	130 *U*	130 *U*	100 *J*	130 *U*	130 *U*	130 *U*		130 *U*
O-SEDCHM	S00519	S47	7/24/1992		0 - 2			150 *J*		850 *J*			
ONON2A	VC0196	S307	7/18/2000		0 - 15	280 *UJ*	55 *U*	1,200	55 *U*	58	55 *U*	280 *U*	55 *U*
ONON2A	VC0197	S307	7/18/2000		15 - 30	270 *UJ*	52 *U*	160	52 *U*	52 *U*	52 *U*	270 *U*	52 *U*
ONON2A	VC0207	S311	7/20/2000		0 - 15	1,800 *U*	350 *U*	350 *U*	350 *U*	20,000	350 *U*	1,800 *U*	350 *U*
ONON2A	VC0208	S311	7/20/2000		15 - 30	3,200 *U*	620 *U*	700	620 *U*	30,000	620 *U*	3,200 *U*	620 *U*
ONON2A	VC0187	S313	7/18/2000		0 - 15	59,000 *UJ*	11,000 *U*	38,000	11,000 *U*	72,000	11,000 *U*	59,000 *U*	11,000 *U*
ONON2A	VC0188	S313	7/18/2000		15 - 30	2100 *UJ*	400 *U*	7400	400 *U*	32,000	400 *U*	2,100 *U*	400 *U*
ONON2A	SF0072	S314	8/10/2000		0 - 15	7,100 *UJ*	1,400 *UJ*	1,400 *UJ*	1,400 *UJ*	46,000 *J*	1,400 *UJ*	7,100 *UJ*	1,400 *UJ*
ONON2A	SF0073	S314	8/10/2000		15 - 30	7,700 *UJ*	1,500 *UJ*	1,500 *UJ*	1,500 *UJ*	76,000 *J*	1,500 *UJ*	7,700 *UJ*	1,500 *UJ*
ONON2A	SF0076	S316	8/10/2000		0 - 15	*R*	86 *U*	1,100	86 *U*	260	86 *U*	440 *U*	86 *U*
ONON2A	SF0077	S316	8/10/2000		15 - 30	*R*	210 *U*	1,400	210 *U*	210 *U*	210 *U*	1,100 *U*	210 *U*
ONON2A	VC0189	S318	7/14/2000		0 - 15	220 *UJ*	42 *UJ*	230 *J*	42 *UJ*	53 *J*	42 *UJ*	220 *UJ*	42 *UJ*
ONON2A	VC0190	S318	7/14/2000		15 - 30	220 *U*	42 *U*	760	42 *U*	120	42 *U*	220 *U*	42 *U*
ONON2A	SF0086	S321	8/4/2000		0 - 15	240 *U*	46 *U*	280	46 *U*	46 *U*	46 *U*	240 *U*	46 *U*
ONON2A	SF0087	S321	8/4/2000		15 - 30	690 *U*	130 *U*	1,100	130 *U*	130 *U*	130 *U*	690 *U*	130 *U*
ONON2A	SF0088	S322	8/10/2000		0 - 15	*R*	200 *UJ*	1,200 *J*	200 *UJ*	570 *J*	200 *UJ*	1,000 *UJ*	200 *UJ*
ONON2A	SF0089	S322	8/10/2000		15 - 30	3,400 *UJ*	650 *UJ*	1,600 *J*	650 *UJ*	910 *J*	650 *UJ*	3,400 *UJ*	650 *UJ*
ONON2A	SF0094	S325	7/14/2000		0 - 2	370 *U*	72 *U*	130	72 *UJ*	260	72 *U*	370 *U*	72 *U*
ONON2A	SF0095	S325	7/14/2000		2 - 15	370 *UJ*	72 *UJ*	61 *J*	72 *UJ*	48 *J*	72 *UJ*	370 *UJ*	72 *UJ*
ONON2A	SF0096	S325	7/14/2000		15 - 30	370 *U*	71 *U*	260	71 *UJ*	240	71 *U*	370 *U*	71 *U*
ONON2A	SF0101	S328	7/15/2000		0 - 15	260 *UJ*	51 *UJ*	35 *J*	51 *UJ*	51 *UJ*	51 *UJ*	260 *UJ*	51 *UJ*
ONON2A	SF0102	S328	7/15/2000		15 - 30	300 *UJ*	58 *U*	58 *U*	58 *U*	58 *U*	58 *U*	300 *U*	58 *U*
ONON2A	SF0103	S329	7/16/2000		0 - 15	320 *UJ*	61 *UJ*	61 *UJ*	61 *UJ*	61 *UJ*	61 *UJ*	320 *UJ*	61 *UJ*
ONON2A	SF0104	S329	7/16/2000		15 - 30	300 *UJ*	58 *UJ*	58 *UJ*	58 *UJ*	58 *UJ*	58 *UJ*	300 *UJ*	58 *UJ*
ONON2A	SF0105	S330	7/16/2000		0 - 15	280 *UJ*	55 *U*	55 *U*	55 *U*	55 *U*	55 *U*	280 *U*	55 *U*
ONON2A	SF0106	S330	7/16/2000		15 - 30	290 *UJ*	56 *U*	56 *U*	56 *U*	56 *U*	56 *U*	290 *U*	56 *U*
ONON2A	SF0134	S333	8/2/2000		0 - 15	13,000 *U*	2,500 *U*	2,500 *U*	2,500 *U*	130,000	2,500 *U*	13,000 *U*	2,500 *U*
ONON2A	SF0135	S333	8/2/2000		15 - 30	16,000 *U*	3,200 *U*	4,500	3,200 *U*	160,000	3,200 *U*	16,000 *U*	3,200 *U*
ONON2A	SF0153	S334	8/2/2000		0 - 15	880 *U*	170 *U*	2,800	170 *U*	5,500	170 *U*	880 *U*	170 *U*
ONON2A	SF0154	S334	8/2/2000		15 - 30	1,400 *U*	280 *U*	2,900	280 *U*	19,000	280 *U*	1,400 *U*	280 *U*
ONON2A	SF0115	S335	8/2/2000		0 - 15	1,700 *U*	340 *U*	950	340 *U*	15,000	340 *U*	1,700 *U*	340 *U*
ONON2A	SF0116	S335	8/2/2000		15 - 30	5,800 *U*	1,100 *U*	2,100	1,100 *U*	57,000	1,100 *U*	5,800 *U*	1,100 *U*
ONON2A	SF0117	S336	8/3/2000		0 - 15	170 *U*	33 *U*	240	33 *U*	360	33 *U*	170 *U*	33 *U*
ONON2A	SF0118	S336	8/3/2000		15 - 30	170 *U*	33 *U*	650	33 *U*	3,100	33 *U*	170 *U*	33 *U*
ONON2A	SF0124	S339	8/3/2000		0 - 15	170 *U*	33 *U*	1,200	33 *U*	7,700	33 *U*	170 *U*	33 *U*

Table A-3C. (cont.)

Survey	Sample Number	Survey Station	Date	Duplicates	Depth (cm)	N-Nitroso-diphenyl-amine (µg/kg)	Pentachloro-benzene (µg/kg)	Pentachloro-phenol (µg/kg)	Phenanthrene (µg/kg)	Phenol (µg/kg)	Pyrene (µg/kg)
O-SEDCHM	S00570	S46	8/4/1992		0 - 2	130 *U*		340 *U*	360	130 *U*	580
O-SEDCHM	S00519	S47	7/24/1992		0 - 2		7.7 *UJ*		310 *J*		660 *J*
ONON2A	VC0196	S307	7/18/2000		0 - 15	55 *U*		1,400 *U*	1,800	55 *U*	3,200
ONON2A	VC0197	S307	7/18/2000		15 - 30	52 *U*		1,300 *U*	310	52 *U*	490
ONON2A	VC0207	S311	7/20/2000		0 - 15	350 *U*		8,900 *U*	1,600	2,200	430
ONON2A	VC0208	S311	7/20/2000		15 - 30	620 *U*		16,000 *U*	3,700	3,700	2,600
ONON2A	VC0187	S313	7/18/2000		0 - 15	11,000 *U*		300,000 *U*	380,000	11,000 *U*	150,000
ONON2A	VC0188	S313	7/18/2000		15 - 30	400 *U*		10,000 *UJ*	28,000	400 *UJ*	25,000
ONON2A	SF0072	S314	8/10/2000		0 - 15	1,400 *UJ*		35,000 *UJ*	9,600 *J*	1,400 *UJ*	1,400 *UJ*
ONON2A	SF0073	S314	8/10/2000		15 - 30	1,500 *UJ*		38,000 *UJ*	5,500 *J*	1,500 *UJ*	1,500 *UJ*
ONON2A	SF0076	S316	8/10/2000		0 - 15	86 *U*		2,200 *UJ*	1,500	86 *UJ*	3,200
ONON2A	SF0077	S316	8/10/2000		15 - 30	210 *U*		5,500 *U*	8,000	210 *U*	6,300
ONON2A	VC0189	S318	7/14/2000		0 - 15	42 *UJ*		1,100 *UJ*	440 *J*	42 *UJ*	700 *J*
ONON2A	VC0190	S318	7/14/2000		15 - 30	42 *U*		1,100 *U*	1,300	42 *U*	2,700
ONON2A	SF0086	S321	8/4/2000		0 - 15	46 *U*		1,200 *U*	240	46 *U*	610
ONON2A	SF0087	S321	8/4/2000		15 - 30	130 *U*		3,400 *U*	3,900	130 *U*	5,400
ONON2A	SF0088	S322	8/10/2000		0 - 15	200 *UJ*		5,200 *UJ*	7,800 *J*	200 *UJ*	6,900 *J*
ONON2A	SF0089	S322	8/10/2000		15 - 30	650 *UJ*		17,000 *UJ*	13,000 *J*	650 *UJ*	10,000 *J*
ONON2A	SF0094	S325	7/14/2000		0 - 2	72 *U*		1,900 *U*	160	72 *U*	260
ONON2A	SF0095	S325	7/14/2000		2 - 15	72 *UJ*		1,900 *U*	77 *J*	72 *U*	120 *J*
ONON2A	SF0096	S325	7/14/2000		15 - 30	71 *U*		1,800 *U*	420	71 *U*	590
ONON2A	SF0101	S328	7/15/2000		0 - 15	51 *UJ*		1,300 *UJ*	74 *J*	51 *UJ*	87 *J*
ONON2A	SF0102	S328	7/15/2000		15 - 30	58 *U*		1,500 *U*	58 *U*	58 *U*	58 *U*
ONON2A	SF0103	S329	7/16/2000		0 - 15	61 *UJ*		1,600 *UJ*	61 *UJ*	61 *UJ*	61 *UJ*
ONON2A	SF0104	S329	7/16/2000		15 - 30	58 *UJ*		1,500 *UJ*	58 *UJ*	58 *UJ*	58 *UJ*
ONON2A	SF0105	S330	7/16/2000		0 - 15	55 *U*		1,400 *UJ*	55 *U*	55 *UJ*	31 *J*
ONON2A	SF0106	S330	7/16/2000		15 - 30	56 *U*		1,400 *UJ*	56 *U*	56 *UJ*	56 *U*
ONON2A	SF0134	S333	8/2/2000		0 - 15	2,500 *U*		66,000 *UJ*	42,000	2,500 *U*	15,000
ONON2A	SF0135	S333	8/2/2000		15 - 30	3,200 *U*		82,000 *UJ*	42,000	3,200 *U*	20,000
ONON2A	SF0153	S334	8/2/2000		0 - 15	170 *U*		4,400 *UJ*	10,000	170 *U*	9,600
ONON2A	SF0154	S334	8/2/2000		15 - 30	280 *U*		7,200 *UJ*	13,000	280 *U*	11,000
ONON2A	SF0115	S335	8/2/2000		0 - 15	340 *U*		8,700 *UJ*	4,000	340 *U*	3,400
ONON2A	SF0116	S335	8/2/2000		15 - 30	1,100 *U*		29,000 *UJ*	11,000	1,100 *U*	8,100
ONON2A	SF0117	S336	8/3/2000		0 - 15	33 *U*		850 *U*	720	33 *U*	880
ONON2A	SF0118	S336	8/3/2000		15 - 30	33 *U*		850 *U*	2,000	33 *U*	2,500
ONON2A	SF0124	S339	8/3/2000		0 - 15	33 *U*		850 *U*	4,600	33 *U*	3,800

Table A-3C. (cont.)

Survey	Sample Number	Survey Station	Date	Duplicates	Depth (cm)	1,2,3,4-Tetrachloro-benzene (µg/kg)	1,2-Dichloro-benzene (µg/kg)	1,3-Dichloro-benzene (µg/kg)	1,4-Dichloro-benzene (µg/kg)	Dichloro-benzenes, (sum of) [1] (µg/kg)	2,2'-Oxybis (1-chloro-propane) (ug/kg)	1,2,3-Trichloro-benzene (µg/kg)	1,2,4-Trichloro-benzene (µg/kg)
ONON2A	SF0125	S339	8/3/2000		15 - 30		33 *U*	33 *U*	4,600		33 *U*		33 *U*
ONON2A	SF0123	S340	8/15/2000	D1	0 - 2		400 *J*	67 *UJ*	390 *J*		67 *UJ*		67 *UJ*
ONON2A	SF0123R	S340	8/15/2000	D2	0 - 2		1,800 *J*	660 *UJ*	4,200 *J*		660 *UJ*		660 *UJ*
ONON2A	SF0126	S340	8/3/2000		0 - 15		4,000	33 *U*	11,000		33 *U*		500
ONON2A	SF0127	S340	8/3/2000		15 - 30		5,400 *J*	33 *U*	6,900 *J*		33 *U*		1,200
ONON2A	SF0128	S341	8/4/2000		0 - 15		1,300	61 *U*	2,500		61 *U*		330
ONON2A	SF0129	S341	8/4/2000		15 - 30		630 *J*	86 *UJ*	1,300 *J*		86 *UJ*		220 *J*
ONON2A	SF0132	S343	8/4/2000		0 - 15		5,200	1,100 *U*	6,200		1,100 *U*		1,100 *U*
ONON2A	SF0133	S343	8/4/2000		15 - 30		8,100	64 *U*	7,500		64 *U*		64 *U*
ONON2A	SF0136	S345	8/4/2000		0 - 15		810	790 *U*	2,100		790 *U*		790 *U*
ONON2A	SF0137	S345	8/4/2000		15 - 30		1,800	110 *U*	4,600		110 *U*		110 *U*
ONON2A	SF0138	S346	8/4/2000		0 - 15		820	270 *U*	1,500		270 *U*		270 *U*
ONON2A	SF0139	S346	8/4/2000		15 - 30		990	360 *U*	1,600		360 *U*		360 *U*
ONON2A	SF0140	S347	8/4/2000		0 - 15		19,000	540 *U*	31,000		540 *U*		3,700
ONON2A	SF0141	S347	8/4/2000		15 - 30		8,500	460 *U*	14,000		460 *U*		1,300
ONON2A	SF0142	S348	8/5/2000		0 - 15		2,100	980 *U*	6,100		980 *U*		980 *U*
ONON2A	SF0143	S348	8/5/2000		15 - 30		4,700 *J*	2,500 *U*	11,000 *J*		2,500 *U*		2,500 *U*
ONON2A	SF0144	S349	8/5/2000		0 - 15		340 *U*	340 *U*	610		340 *U*		340 *U*
ONON2A	SF0145	S349	8/5/2000		15 - 30		2,300 *U*	2,300 *U*	2,300 *U*		2,300 *U*		2,300 *U*
ONON2A	SF0146	S350	8/5/2000		0 - 15		2,400	88 *U*	2,800		88 *U*		340
ONON2A	SF0147	S350	8/5/2000		15 - 30		2,900	78 *U*	3,300		78 *U*		78 *U*
ONON2A	SF0149	S351	8/5/2000		0 - 15		3,800	710	7,100		180 *U*		2,400
ONON2A	SF0150	S351	8/5/2000		15 - 30		850	150	1,700		98 *U*		420
ONON2A	SF0173	S351	8/15/2000		0 - 2		72 *UJ*	72 *UJ*	72 *UJ*		72 *UJ*		72 *UJ*
ONON2A	SF0151	S352	8/10/2000		0 - 15		1,000 *J*	1,500 *J*	7,100 *J*		600 *UJ*		600 *UJ*
ONON2A	SF0152	S352	8/10/2000		15 - 30		1,200 *U*	2,900	11,000		1,200 *U*		1,200 *U*
ONON2A	SF0113	S353	7/27/2000		0 - 15		850	540 *U*	2,200 *J*		540 *U*		540 *U*
ONON2A	SF0114	S353	7/27/2000		15 - 30		410	180 *U*	1,100 *J*		180 *U*		200 *J*
ONON2A	SF0024	S366	7/27/2000		0 - 15		63 *U*	63 *U*	63 *U*		63 *U*		63 *U*
ONON2A	SF0025	S366	8/15/2000		15 - 30		61 *U*	61 *U*	61 *U*		61 *U*		61 *U*
ONON2A	SF0026	S367	8/15/2000		0 - 2		58 *U*	58 *U*	58 *U*		58 *U*		58 *U*
ONON2A	SF0027	S367	8/15/2000		2 - 15		58 *U*	58 *U*	58 *U*		58 *U*		58 *U*
ONON2A	SF0028	S367	8/15/2000		15 - 30		700	280	1,900		61 *U*		470
ONON2A	SF0170	S434	8/9/2000		0 - 15		55 *U*	55 *U*	55 *U*		55 *U*		55 *U*
ONON2A	SF0171	S434	8/9/2000		15 - 30		60 *U*	60 *U*	60 *U*		60 *U*		60 *U*
ONON2A	SF0172	S435	8/9/2000		0 - 5		230,000 *U*	230,000 *U*	230,000 *U*		230,000 *U*		230,000 *U*

Table A-3C. (cont.)

Survey	Sample Number	Survey Station	Date	Duplicates	Depth (cm)	1,3,5-Trichloro-benzene (µg/kg)	(Sum of) Trichloro-benzenes [1] (µg/kg)	2,4,5-Trichloro-phenol (µg/kg)	2,4,6-Trichloro-phenol (µg/kg)	2,4-Dichlorophenol (µg/kg)	2,4-Dimethyl-phenol (µg/kg)	2,4-Dinitro-phenol (µg/kg)	2,4-Dinitro-toluene (µg/kg)
ONON2A	SF0125	S339	8/3/2000		15 - 30			170 *U*	170 *U*	170 *U*	170 *U*	850 *U*	170 *U*
ONON2A	SF0123	S340	8/15/2000	D1	0 - 2			350 *UJ*	350 *UJ*	350 *UJ*	350 *UJ*	1,700 *UJ*	350 *UJ*
ONON2A	SF0123R	S340	8/15/2000	D2	0 - 2			3,400 *UJ*	3,400 *UJ*	3,400 *UJ*	3,400 *UJ*	17,000 *UJ*	3,400 *UJ*
ONON2A	SF0126	S340	8/3/2000		0 - 15			170 *U*	170 *U*	170 *U*	170 *U*	850 *UJ*	170 *U*
ONON2A	SF0127	S340	8/3/2000		15 - 30			170 *U*	170 *U*	170 *U*	170 *U*	850 *U*	170 *U*
ONON2A	SF0128	S341	8/4/2000		0 - 15			310 *U*	310 *U*	310 *U*	310 *U*	1,600 *UJ*	310 *U*
ONON2A	SF0129	S341	8/4/2000		15 - 30			440 *UJ*	440 *UJ*	440 *UJ*	440 *UJ*	2,200 *UJ*	440 *UJ*
ONON2A	SF0132	S343	8/4/2000		0 - 15			5,700 *U*	5,700 *U*	5,700 *U*	5,700 *U*	29,000 *U*	5,700 *U*
ONON2A	SF0133	S343	8/4/2000		15 - 30			330 *U*	330 *U*	330 *U*	330 *U*	1,700 *UJ*	330 *U*
ONON2A	SF0136	S345	8/4/2000		0 - 15			4,100 *UJ*	4,100 *UJ*	4,100 *UJ*	4,100 *UJ*	20,000 *UJ*	4,100 *U*
ONON2A	SF0137	S345	8/4/2000		15 - 30			540 *UJ*	540 *UJ*	540 *UJ*	540 *UJ*	2,700 *UJ*	540 *U*
ONON2A	SF0138	S346	8/4/2000		0 - 15			1,400 *U*	1,400 *U*	1,400 *U*	1,400 *U*	6,900 *U*	1,400 *U*
ONON2A	SF0139	S346	8/4/2000		15 - 30			1,800 *UJ*	1,800 *UJ*	1,800 *UJ*	1,800 *UJ*	9,200 *UJ*	1,800 *U*
ONON2A	SF0140	S347	8/4/2000		0 - 15			2,800 *UJ*	2,800 *UJ*	2,800 *UJ*	2,800 *UJ*	14,000 *UJ*	2,800 *U*
ONON2A	SF0141	S347	8/4/2000		15 - 30			2,400 *UJ*	2,400 *UJ*	2,400 *UJ*	2,400 *UJ*	12,000 *UJ*	2,400 *U*
ONON2A	SF0142	S348	8/5/2000		0 - 15			5,100 *U*	5,100 *U*	5,100 *U*	5,100 *U*	25,000 *U*	5,100 *U*
ONON2A	SF0143	S348	8/5/2000		15 - 30			13,000 *U*	13,000 *U*	13,000 *U*	13,000 *U*	64,000 *U*	13,000 *U*
ONON2A	SF0144	S349	8/5/2000		0 - 15			1,700 *U*	1,700 *U*	1,700 *U*	990	8,700 *U*	1,700 *U*
ONON2A	SF0145	S349	8/5/2000		15 - 30			12,000 *U*	12,000 *U*	12,000 *U*	12,000 *U*	59,000 *U*	12,000 *U*
ONON2A	SF0146	S350	8/5/2000		0 - 15			450 *U*	450 *U*	450 *U*	450 *U*	2,300 *U*	450 *U*
ONON2A	SF0147	S350	8/5/2000		15 - 30			400 *U*	400 *U*	400 *U*	400 *U*	2,000 *U*	400 *U*
ONON2A	SF0149	S351	8/5/2000		0 - 15			920 *U*	920 *U*	920 *U*	920 *U*	4,600 *U*	920 *U*
ONON2A	SF0150	S351	8/5/2000		15 - 30			500 *U*	500 *U*	500 *U*	500 *U*	2,500 *U*	500 *U*
ONON2A	SF0173	S351	8/15/2000		0 - 2			370 *UJ*	370 *UJ*	370 *UJ*	370 *UJ*	1,800 *UJ*	370 *UJ*
ONON2A	SF0151	S352	8/10/2000		0 - 15			3,100 *UJ*	3,100 *UJ*	3,100 *UJ*	3,100 *UJ*	15,000 *UJ*	3,100 *UJ*
ONON2A	SF0152	S352	8/10/2000		15 - 30			6,000 *U*	6,000 *U*	6,000 *U*	6,000 *U*	30,000 *UJ*	6,000 *U*
ONON2A	SF0113	S353	7/27/2000		0 - 15			2,800 *U*	2,800 *U*	2,800 *U*	2,800 *U*	14,000 *U*	2,800 *U*
ONON2A	SF0114	S353	7/27/2000		15 - 30			940 *U*	940 *U*	940 *U*	940 *U*	4,700 *UJ*	940 *U*
ONON2A	SF0024	S366	7/27/2000		0 - 15			320 *U*	320 *U*	320 *U*	320 *U*	1,600 *UJ*	320 *U*
ONON2A	SF0025	S366	8/15/2000		15 - 30			310 *U*	310 *U*	310 *U*	310 *U*	1,600 *UJ*	310 *U*
ONON2A	SF0026	S367	8/15/2000		0 - 2			300 *U*	300 *U*	300 *U*	300 *U*	1,500 *U*	300 *U*
ONON2A	SF0027	S367	8/15/2000		2 - 15			300 *U*	300 *U*	300 *U*	300 *U*	1,500 *UJ*	300 *U*
ONON2A	SF0028	S367	8/15/2000		15 - 30			320 *U*	320 *U*	320 *U*	320 *U*	1,600 *UJ*	320 *U*
ONON2A	SF0170	S434	8/9/2000		0 - 15			280 *U*	280 *U*	280 *U*	280 *U*	1,400 *UJ*	280 *U*
ONON2A	SF0171	S434	8/9/2000		15 - 30			310 *U*	310 *U*	310 *U*	310 *U*	1,600 *UJ*	310 *U*
ONON2A	SF0172	S435	8/9/2000		0 - 5			1,200,000 *U*	1,200,000 *U*	1,200,000 *U*	1,200,000 *U*	6,000,000 *UJ*	1,200,000 *U*

Table A-3C. (cont.)

Survey	Sample Number	Survey Station	Date	Duplicates	Depth (cm)	2,6-Dinitro-toluene (µg/kg)	2-Chloro-naphthalene (µg/kg)	2-Chloro-phenol (µg/kg)	2-Methyl-4,6-dinitrophenol (µg/kg)	2-Methyl-naphthalene (µg/kg)	2-Methyl-phenol (µg/kg)	4-Methyl-phenol (µg/kg)	2-Nitro-aniline (µg/kg)	3-Nitro-aniline (µg/kg)
ONON2A	SF0125	S339	8/3/2000		15 - 30	170 *U*	33 *U*	33 *U*	850 *U*	4,100	33 *U*	33 *U*	67 *U*	850 *U*
ONON2A	SF0123	S340	8/15/2000	D1	0 - 2	350 *UJ*	67 *UJ*	67 *UJ*	1,700 *UJ*	760 *J*	67 *UJ*	67 *UJ*	140 *UJ*	1,700 *UJ*
ONON2A	SF0123R	S340	8/15/2000	D2	0 - 2	3,400 *UJ*	660 *UJ*	660 *UJ*	17,000 *UJ*	1,500 *J*	660 *UJ*	660 *UJ*	1,300 *UJ*	17,000 *UJ*
ONON2A	SF0126	S340	8/3/2000		0 - 15	170 *U*	33 *U*	33 *U*	850 *U*	1,600	33 *U*	33 *U*	67 *U*	850 *U*
ONON2A	SF0127	S340	8/3/2000		15 - 30	170 *U*	33 *U*	33 *U*	850 *U*	3,700 *J*	33 *U*	33 *U*	67 *U*	850 *U*
ONON2A	SF0128	S341	8/4/2000		0 - 15	310 *U*	61 *U*	61 *U*	1,600 *U*	1,300	61 *U*	61 *U*	120 *U*	1,600 *U*
ONON2A	SF0129	S341	8/4/2000		15 - 30	440 *UJ*	86 *UJ*	86 *UJ*	2,200 *UJ*	270 *J*	86 *UJ*	100 *J*	170 *UJ*	2,200 *UJ*
ONON2A	SF0132	S343	8/4/2000		0 - 15	5,700 *U*	1,100 *U*	1,100 *U*	29,000 *U*	4,300	1100 *U*	1,100 *U*	2,300 *U*	29,000 *U*
ONON2A	SF0133	S343	8/4/2000		15 - 30	330 *U*	64 *U*	64 *U*	1,700 *U*	6,100	64 *U*	560	130 *U*	1,700 *U*
ONON2A	SF0136	S345	8/4/2000		0 - 15	4,100 *U*	790 *U*	790 *UJ*	20,000 *UJ*	5,200	790 *UJ*	790 *UJ*	1,600 *U*	20,000 *U*
ONON2A	SF0137	S345	8/4/2000		15 - 30	540 *U*	110 *U*	110 *UJ*	2,700 *UJ*	7,300	110 *UJ*	290 *J*	210 *U*	2,700 *U*
ONON2A	SF0138	S346	8/4/2000		0 - 15	1,400 *U*	270 *U*	270 *U*	6,900 *U*	1,500	270 *U*	270 *U*	550 *U*	6,900 *U*
ONON2A	SF0139	S346	8/4/2000		15 - 30	1,800 *U*	360 *U*	360 *UJ*	9,200 *UJ*	2,000	360 *UJ*	360 *UJ*	730 *U*	9,200 *U*
ONON2A	SF0140	S347	8/4/2000		0 - 15	2,800 *U*	540 *U*	540 *UJ*	14,000 *UJ*	1,000	540 *UJ*	540 *UJ*	1,100 *U*	14,000 *U*
ONON2A	SF0141	S347	8/4/2000		15 - 30	2,400 *U*	460 *U*	460 *UJ*	12,000 *UJ*	2,400	460 *UJ*	460 *UJ*	930 *U*	12,000 *U*
ONON2A	SF0142	S348	8/5/2000		0 - 15	5,100 *U*	980 *U*	980 *U*	25,000 *U*	3,800	980 *U*	980 *U*	2,000 *U*	25,000 *U*
ONON2A	SF0143	S348	8/5/2000		15 - 30	13,000 *U*	2,500 *U*	2,500 *U*	64,000 *U*	9,000 *J*	2,500 *U*	2,500 *U*	5,000 *U*	64,000 *U*
ONON2A	SF0144	S349	8/5/2000		0 - 15	1,700 *U*	340 *U*	340 *U*	8,700 *U*	2,400	1,100	2,200	690 *U*	8,700 *U*
ONON2A	SF0145	S349	8/5/2000		15 - 30	12,000 *U*	2,300 *U*	2,300 *U*	59,000 *U*	7,800	2,300 *U*	3,000	4,700 *U*	59,000 *U*
ONON2A	SF0146	S350	8/5/2000		0 - 15	450 *U*	88 *U*	88 *U*	2,300 *U*	3,900	88 *U*	88 *U*	180 *U*	2,300 *U*
ONON2A	SF0147	S350	8/5/2000		15 - 30	400 *U*	78 *U*	78 *U*	2,000 *U*	5,100	78 *U*	78 *U*	160 *U*	2,000 *U*
ONON2A	SF0149	S351	8/5/2000		0 - 15	920 *U*	180 *U*	180 *U*	4,600 *U*	1,900	180 *U*	180 *U*	360 *U*	4,600 *U*
ONON2A	SF0150	S351	8/5/2000		15 - 30	500 *U*	98 *U*	98 *U*	2,500 *U*	1,100	98 *U*	98 *U*	200 *U*	2,500 *U*
ONON2A	SF0173	S351	8/15/2000		0 - 2	370 *UJ*	72 *UJ*	72 *UJ*	1,800 *UJ*	72 *UJ*	72 *UJ*	72 *UJ*	150 *UJ*	1,800 *UJ*
ONON2A	SF0151	S352	8/10/2000		0 - 15	3,100 *UJ*	600 *UJ*	600 *UJ*	15,000 *UJ*	8,900 *J*	600 *UJ*	600 *UJ*	1,200 *UJ*	15,000 *UJ*
ONON2A	SF0152	S352	8/10/2000		15 - 30	6,000 *U*	1,200 *U*	1,200 *U*	30,000 *U*	18,000	1,200 *U*	1,200 *U*	2,400 *U*	30,000 *UJ*
ONON2A	SF0113	S353	7/27/2000		0 - 15	2,800 *U*	540 *U*	540 *U*	14,000 *U*	540 *U*	540 *U*	540 *U*	1,100 *U*	14,000 *U*
ONON2A	SF0114	S353	7/27/2000		15 - 30	940 *U*	180 *U*	180 *U*	4,700 *U*	180 *U*	180 *U*	180 *U*	370 *U*	4,700 *U*
ONON2A	SF0024	S366	7/27/2000		0 - 15	320 *U*	63 *U*	63 *U*	1,600 *U*	63 *U*	63 *U*	63 *U*	130 *U*	1,600 *U*
ONON2A	SF0025	S366	8/15/2000		15 - 30	310 *U*	61 *U*	61 *U*	1,600 *U*	61 *U*	61 *U*	61 *U*	120 *U*	1,600 *U*
ONON2A	SF0026	S367	8/15/2000		0 - 2	300 *U*	58 *U*	58 *U*	1,500 *U*	58 *U*	58 *U*	58 *U*	120 *U*	1,500 *U*
ONON2A	SF0027	S367	8/15/2000		2 - 15	300 *U*	58 *U*	58 *U*	1,500 *U*	58 *U*	58 *U*	58 *U*	120 *U*	1,500 *U*
ONON2A	SF0028	S367	8/15/2000		15 - 30	320 *U*	61 *U*	61 *U*	1,600 *U*	180	61 *U*	61 *U*	120 *U*	1,600 *U*
ONON2A	SF0170	S434	8/9/2000		0 - 15	280 *U*	55 *U*	55 *U*	1,400 *U*	55 *U*	55 *U*	55 *U*	110 *U*	1,400 *U*
ONON2A	SF0171	S434	8/9/2000		15 - 30	310 *U*	60 *U*	60 *U*	1,600 *U*	60 *U*	60 *U*	60 *U*	120 *U*	1,600 *U*
ONON2A	SF0172	S435	8/9/2000		0 - 5	1,200,000 *U*	230,000 *U*	230,000 *U*	6,000,000 *U*	2,800,000 *J*	230,000 *U*	230,000 *U*	470,000 *U*	6,000,000 *U*

Table A-3C. (cont.)

Survey	Sample Number	Survey Station	Date	Duplicates	Depth (cm)	4-Nitro-aniline (µg/kg)	2-Nitro-phenol (µg/kg)	4-Nitro-phenol (µg/kg)	3,3-Dichloro-benzidine (µg/kg)	4-Bromo-phenyl-phenyl ether (µg/kg)	4-Chloro-3-methyl- phenol (µg/kg)	4-Chloro-aniline (µg/kg)	4-Chloro-phenyl-phenyl ether (µg/kg)
ONON2A	SF0125	S339	8/3/2000		15 - 30	850 *U*	170 *U*	850 *U*	33 *U*	33 *U*	170 *U*	33 *U*	33 *U*
ONON2A	SF0123	S340	8/15/2000	D1	0 - 2	1,700 *UJ*	350 *UJ*	1,700 *UJ*	67 *UJ*	67 *UJ*	350 *UJ*	67 *UJ*	67 *UJ*
ONON2A	SF0123R	S340	8/15/2000	D2	0 - 2	17,000 *UJ*	3,400 *UJ*	17,000 *UJ*	660 *UJ*	660 *UJ*	3,400 *UJ*	660 *UJ*	660 *UJ*
ONON2A	SF0126	S340	8/3/2000		0 - 15	850 *U*	170 *U*	850 *U*	33 *U*	33 *U*	170 *U*	33 *U*	33 *U*
ONON2A	SF0127	S340	8/3/2000		15 - 30	850 *U*	170 *U*	850 *U*	33 *U*	33 *U*	170 *U*	33 *U*	33 *U*
ONON2A	SF0128	S341	8/4/2000		0 - 15	1,600 *U*	310 *U*	1,600 *U*	61 *U*	61 *U*	310 *U*	61 *U*	61 *U*
ONON2A	SF0129	S341	8/4/2000		15 - 30	2,200 *UJ*	440 *UJ*	2,200 *UJ*	86 *UJ*	86 *UJ*	440 *UJ*	86 *UJ*	86 *UJ*
ONON2A	SF0132	S343	8/4/2000		0 - 15	29,000 *U*	5,700 *U*	29,000 *U*	1,100 *U*	1,100 *U*	5,700 *U*	1,100 *U*	1,100 *U*
ONON2A	SF0133	S343	8/4/2000		15 - 30	1,700 *U*	330 *U*	1,700 *U*	64 *U*	64 *U*	330 *U*	64 *U*	64 *U*
ONON2A	SF0136	S345	8/4/2000		0 - 15	20,000 *U*	4,100 *UJ*	20,000 *UJ*	790 *U*	790 *U*	4,100 *UJ*	790 *U*	790 *U*
ONON2A	SF0137	S345	8/4/2000		15 - 30	2,700 *U*	540 *UJ*	2,700 *UJ*	110 *U*	110 *U*	540 *UJ*	110 *U*	110 *U*
ONON2A	SF0138	S346	8/4/2000		0 - 15	6,900 *U*	1,400 *U*	6,900 *U*	270 *U*	270 *U*	1,400 *U*	270 *U*	270 *U*
ONON2A	SF0139	S346	8/4/2000		15 - 30	9,200 *U*	1,800 *UJ*	9,200 *UJ*	360 *U*	360 *U*	1,800 *UJ*	360 *U*	360 *U*
ONON2A	SF0140	S347	8/4/2000		0 - 15	14,000 *U*	2,800 *UJ*	14,000 *UJ*	540 *U*	540 *U*	2,800 *UJ*	540 *U*	540 *U*
ONON2A	SF0141	S347	8/4/2000		15 - 30	12,000 *U*	2,400 *UJ*	12,000 *UJ*	460 *U*	460 *U*	2,400 *UJ*	460 *U*	460 *U*
ONON2A	SF0142	S348	8/5/2000		0 - 15	25,000 *U*	5,100 *U*	25,000 *U*	980 *U*	980 *U*	5,100 *U*	980 *U*	980 *U*
ONON2A	SF0143	S348	8/5/2000		15 - 30	64,000 *U*	13,000 *U*	64,000 *U*	2,500 *UJ*	2,500 *U*	13,000 *U*	2,500 *U*	2,500 *U*
ONON2A	SF0144	S349	8/5/2000		0 - 15	8,700 *U*	1,700 *U*	8,700 *U*	340 *U*	340 *U*	1,700 *U*	340 *U*	340 *U*
ONON2A	SF0145	S349	8/5/2000		15 - 30	59,000 *U*	12,000 *U*	59,000 *U*	2,300 *U*	2,300 *U*	12,000 *U*	2,300 *U*	2,300 *U*
ONON2A	SF0146	S350	8/5/2000		0 - 15	2,300 *U*	450 *U*	2,300 *U*	88 *U*	88 *U*	450 *U*	88 *U*	88 *U*
ONON2A	SF0147	S350	8/5/2000		15 - 30	2,000 *U*	400 *U*	2,000 *U*	78 *U*	78 *U*	400 *U*	78 *U*	78 *U*
ONON2A	SF0149	S351	8/5/2000		0 - 15	4,600 *U*	920 *U*	4,600 *U*	180 *UJ*	180 *U*	920 *U*	180 *U*	180 *U*
ONON2A	SF0150	S351	8/5/2000		15 - 30	2,500 *U*	500 *U*	2,500 *U*	98 *U*	98 *U*	500 *U*	100	98 *U*
ONON2A	SF0173	S351	8/15/2000		0 - 2	1,800 *UJ*	370 *UJ*	1,800 *UJ*	72 *UJ*	72 *UJ*	370 *UJ*	72 *UJ*	72 *UJ*
ONON2A	SF0151	S352	8/10/2000		0 - 15	15,000 *UJ*	3,100 *UJ*	15,000 *UJ*	600 *UJ*	600 *UJ*	3,100 *UJ*	600 *UJ*	600 *UJ*
ONON2A	SF0152	S352	8/10/2000		15 - 30	30,000 *U*	6,000 *U*	30,000 *U*	1,200 *U*	1,200 *U*	6,000 *U*	1,200 *UJ*	1,200 *U*
ONON2A	SF0113	S353	7/27/2000		0 - 15	14,000 *U*	2,800 *U*	14,000 *U*	540 *U*	540 *U*	2,800 *U*	540 *U*	540 *U*
ONON2A	SF0114	S353	7/27/2000		15 - 30	4,700 *U*	940 *U*	4,700 *U*	180 *U*	180 *U*	940 *U*	180 *U*	180 *U*
ONON2A	SF0024	S366	7/27/2000		0 - 15	1,600 *U*	320 *U*	1,600 *U*	63 *U*	63 *U*	320 *U*	63 *U*	63 *U*
ONON2A	SF0025	S366	8/15/2000		15 - 30	1,600 *U*	310 *U*	1,600 *U*	61 *U*	61 *U*	310 *U*	61 *U*	61 *U*
ONON2A	SF0026	S367	8/15/2000		0 - 2	1,500 *U*	300 *U*	1,500 *U*	58 *U*	58 *U*	300 *U*	58 *U*	58 *U*
ONON2A	SF0027	S367	8/15/2000		2 - 15	1,500 *U*	300 *U*	1,500 *U*	58 *U*	58 *U*	300 *U*	58 *U*	58 *U*
ONON2A	SF0028	S367	8/15/2000		15 - 30	1,600 *U*	320 *U*	1,600 *U*	61 *U*	61 *U*	320 *U*	61 *U*	61 *U*
ONON2A	SF0170	S434	8/9/2000		0 - 15	1,400 *U*	280 *U*	1,400 *U*	55 *U*	55 *U*	280 *U*	55 *U*	55 *U*
ONON2A	SF0171	S434	8/9/2000		15 - 30	1,600 *U*	310 *U*	1,600 *U*	60 *U*	60 *U*	310 *U*	60 *U*	60 *U*
ONON2A	SF0172	S435	8/9/2000		0 - 5	6,000,000 *U*	1,200,000 *U*	6,000,000 *U*	230,000 *U*	230,000 *U*	1,200,000 *U*	230,000 *U*	230,000 *U*

Table A-3C. (cont.)

Survey	Sample Number	Survey Station	Date	Duplicates	Depth (cm)	Acenaphthene (µg/kg)	Acenaph - thylene (µg/kg)	Anthracene (µg/kg)	Benz(a) anthracene (µg/kg)	Benzo(a) pyrene (µg/kg)	Benzo(b) fluoranthene (µg/kg)	Benzo(g,h,i) perylene (µg/kg)	Benzo(k) fluoranthene (µg/kg)	Benzyl Alcohol (µg/kg)
ONON2A	SF0125	S339	8/3/2000		15 - 30	1,200	1,100	4,000	4,300	2,900	2,700	1,700	2,600	170 *U*
ONON2A	SF0123	S340	8/15/2000	D1	0 - 2	300 *J*	100 *J*	120 *J*	74 *J*	110 *J*	100 *J*	81 *J*	100 *J*	350 *UJ*
ONON2A	SF0123R	S340	8/15/2000	D2	0 - 2	660 *UJ*	660 *UJ*	660 *UJ*	660 *UJ*	660 *UJ*	660 *UJ*	660 *UJ*	660 *UJ*	3,400 *UJ*
ONON2A	SF0126	S340	8/3/2000		0 - 15	410	390	830	950	620	630	370	560	170 *U*
ONON2A	SF0127	S340	8/3/2000		15 - 30	33 *U*	650	300	140	79	76	33 *U*	33 *U*	170 *U*
ONON2A	SF0128	S341	8/4/2000		0 - 15	170	240	520	510	340	330	220	320	310 *U*
ONON2A	SF0129	S341	8/4/2000		15 - 30	86 *UJ*	86 *UJ*	120 *J*	130 *J*	86 *UJ*	90 *J*	86 *UJ*	86 *UJ*	440 *UJ*
ONON2A	SF0132	S343	8/4/2000		0 - 15	1,100 *U*	1,100 *U*	2,200	1,100 *U*	1,100 *U*	1,100 *U*	1,100 *U*	1,100 *U*	5,700 *U*
ONON2A	SF0133	S343	8/4/2000		15 - 30	270	790	520	350	240	230	160	230	330 *U*
ONON2A	SF0136	S345	8/4/2000		0 - 15	790 *U*	870	790 *U*	790 *U*	790 *U*	790 *U*	790 *U*	790 *U*	4,100 *UJ*
ONON2A	SF0137	S345	8/4/2000		15 - 30	110 *U*	1,300	1,100	110 *U*	110 *U*	110 *U*	110 *U*	110 *U*	540 *UJ*
ONON2A	SF0138	S346	8/4/2000		0 - 15	270 *U*	270 *U*	380 *J*	270 *U*	270 *U*	270 *U*	270 *U*	270 *U*	1,400 *U*
ONON2A	SF0139	S346	8/4/2000		15 - 30	360 *U*	360 *U*	870	360 *U*	360 *U*	360 *U*	360 *U*	360 *U*	1,800 *UJ*
ONON2A	SF0140	S347	8/4/2000		0 - 15	540 *U*	540 *U*	540 *U*	540 *U*	540 *U*	540 *U*	540 *U*	540 *U*	2,800 *UJ*
ONON2A	SF0141	S347	8/4/2000		15 - 30	460 *U*	460 *U*	460 *U*	460 *U*	460 *U*	460 *U*	460 *U*	460 *U*	2,400 *UJ*
ONON2A	SF0142	S348	8/5/2000		0 - 15	980 *U*	980 *U*	980 *U*	980 *U*	980 *U*	980 *U*	980 *U*	980 *U*	5,100 *U*
ONON2A	SF0143	S348	8/5/2000		15 - 30	2,500 *U*	2,500 *U*	2,500 *U*	2,500 *U*	2,500 *U*	2,500 *U*	2,500 *U*	2,500 *U*	13,000 *U*
ONON2A	SF0144	S349	8/5/2000		0 - 15	340 *U*	480	850	430	340 *U*	340 *U*	340 *U*	340 *U*	1,700 *U*
ONON2A	SF0145	S349	8/5/2000		15 - 30	2,300 *U*	2,300 *U*	2,300	2,300 *U*	2,300 *U*	2,300 *U*	2,300 *U*	2,300 *U*	12,000 *U*
ONON2A	SF0146	S350	8/5/2000		0 - 15	230	500	710	350	200	200	88 *U*	220	450 *U*
ONON2A	SF0147	S350	8/5/2000		15 - 30	78 *U*	500	760	290	94	120	78 *U*	110	400 *U*
ONON2A	SF0149	S351	8/5/2000		0 - 15	2,600	750	5,700	4,800	4,400	3,600	2,600	4,500	920 *U*
ONON2A	SF0150	S351	8/5/2000		15 - 30	1,600	370	2,000	1,800	1,600	1,400	1,100	1,200	500 *U*
ONON2A	SF0173	S351	8/15/2000		0 - 2	72 *UJ*	72 *UJ*	72 *UJ*	72 *UJ*	72 *UJ*	72 *UJ*	72 *UJ*	72 *UJ*	370 *UJ*
ONON2A	SF0151	S352	8/10/2000		0 - 15	12,000 *J*	2,200 *J*	16,000 *J*	9,600 *J*	8,100 *J*	6,700 *J*	4,500 *J*	6,800 *J*	3,100 *UJ*
ONON2A	SF0152	S352	8/10/2000		15 - 30	7,700	3,500	14,000	7,600	6,400	5,300	4,200	5,600	6,000 *U*
ONON2A	SF0113	S353	7/27/2000		0 - 15	1,200 *J*	1,100	4,000	9,000	9,400	6,900	6,500	7,100	2,800 *U*
ONON2A	SF0114	S353	7/27/2000		15 - 30	620 *J*	1,000	2,900	6,400	6,800	4,300	4,800	5,500	940 *UJ*
ONON2A	SF0024	S366	7/27/2000		0 - 15	63 *U*	63 *U*	63 *U*	63 *U*	63 *U*	63 *U*	63 *U*	63 *U*	320 *U*
ONON2A	SF0025	S366	8/15/2000		15 - 30	61 *U*	61 *U*	61 *U*	61 *U*	61 *U*	61 *U*	61 *U*	61 *U*	310 *U*
ONON2A	SF0026	S367	8/15/2000		0 - 2	58 *U*	58 *U*	75	260	270	190	160	210	300 *U*
ONON2A	SF0027	S367	8/15/2000		2 - 15	58 *U*	58 *U*	58 *U*	58 *U*	58 *U*	58 *U*	58 *U*	58 *U*	300 *U*
ONON2A	SF0028	S367	8/15/2000		15 - 30	320	61 *U*	1,300	1,200	1,400	1,300	970	1,200	320 *U*
ONON2A	SF0170	S434	8/9/2000		0 - 15	55 *U*	55 *U*	55 *U*	130 *J*	110 *J*	140 *J*	110 *J*	130 *J*	280 *U*
ONON2A	SF0171	S434	8/9/2000		15 - 30	60 *U*	60 *U*	60 *U*	60 *U*	60 *U*	60 *U*	60 *U*	60 *U*	310 *U*
ONON2A	SF0172	S435	8/9/2000		0 - 5	230,000 *U*	230,000 *U*	230,000 *U*	230,000 *U*	230,000 *U*	230,000 *U*	230,000 *U*	230,000 *U*	1,200,000 *U*

Table A-3C. (cont.)

Survey	Sample Number	Survey Station	Date	Duplicates	Depth (cm)	Bis(2-chloro-ethoxy) methane (µg/kg)	Bis(2-chloroethyl) ether (µg/kg)	Bis(2-ethylhexyl) phthalate (µg/kg)	Butylbenzyl-phthalate (µg/kg)	Carbazole (µg/kg)	Chrysene (µg/kg)	Dibenz(a,h) anthracene (µg/kg)	Dibenzofuran (µg/kg)	Diethyl phthalate (µg/kg)
ONON2A	SF0125	S339	8/3/2000		15 - 30	33 *U*	33 *U*	33 *U*	33 *U*	33 *U*	4,500	730	1,300	33 *U*
ONON2A	SF0123	S340	8/15/2000	D1	0 - 2	67 *UJ*	67 *UJ*	180 *UJ*	67 *UJ*	210 *J*	100 *J*	67 *UJ*	340 *J*	67 *UJ*
ONON2A	SF0123R	S340	8/15/2000	D2	0 - 2	660 *UJ*	660 *UJ*	660 *UJ*	660 *UJ*	660 *UJ*	660 *UJ*	660 *UJ*	660 *UJ*	660 *UJ*
ONON2A	SF0126	S340	8/3/2000		0 - 15	33 *U*	33 *U*	33 *U*	33 *U*	33 *U*	880	33 *U*	500	33 *U*
ONON2A	SF0127	S340	8/3/2000		15 - 30	33 *U*	33 *U*	33 *U*	33 *U*	33 *U*	140	33 *U*	350	33 *U*
ONON2A	SF0128	S341	8/4/2000		0 - 15	61 *U*	61 *U*	80	61 *U*	61 *U*	540	90	240	61 *U*
ONON2A	SF0129	S341	8/4/2000		15 - 30	86 *UJ*	86 *UJ*	86 *UJ*	86 *UJ*	86 *UJ*	130 *J*	86 *UJ*	86 *UJ*	86 *UJ*
ONON2A	SF0132	S343	8/4/2000		0 - 15	1,100 *U*	1,100 *U*	1,100 *U*	1,100 *U*	1,100 *U*	1,100 *U*	1,100 *U*	1,100 *U*	1,100 *U*
ONON2A	SF0133	S343	8/4/2000		15 - 30	64 *U*	64 *U*	64 *U*	64 *U*	110	360	64 *U*	590	64 *U*
ONON2A	SF0136	S345	8/4/2000		0 - 15	790 *U*	790 *U*	790 *U*	790 *U*	790 *U*	790 *U*	790 *U*	790 *U*	790 *U*
ONON2A	SF0137	S345	8/4/2000		15 - 30	110 *U*	110 *U*	110 *U*	110 *U*	120	120	110 *U*	530	110 *U*
ONON2A	SF0138	S346	8/4/2000		0 - 15	270 *U*	270 *U*	270 *U*	270 *U*	270 *U*	270 *U*	270 *U*	270 *U*	270 *U*
ONON2A	SF0139	S346	8/4/2000		15 - 30	360 *U*	360 *U*	360 *U*	360 *U*	360 *U*	360 *U*	360 *U*	360 *U*	360 *U*
ONON2A	SF0140	S347	8/4/2000		0 - 15	540 *U*	540 *U*	540 *U*	540 *U*	540 *U*	540 *U*	540 *U*	540 *U*	540 *U*
ONON2A	SF0141	S347	8/4/2000		15 - 30	460 *U*	460 *U*	460 *U*	460 *U*	460 *U*	460 *U*	460 *U*	460 *U*	460 *U*
ONON2A	SF0142	S348	8/5/2000		0 - 15	980 *U*	980 *U*	980 *U*	980 *UJ*	980 *U*	980 *U*	980 *U*	980 *U*	980 *U*
ONON2A	SF0143	S348	8/5/2000		15 - 30	2,500 *U*	2,500 *U*	2,500 *UJ*	2,500 *UJ*	2,500 *U*	2,500 *U*	2,500 *U*	2,500 *U*	2,500 *U*
ONON2A	SF0144	S349	8/5/2000		0 - 15	340 *U*	340 *U*	340 *U*	340 *UJ*	340 *U*	530	340 *U*	340 *U*	340 *U*
ONON2A	SF0145	S349	8/5/2000		15 - 30	2,300 *U*	2,300 *U*	2,300 *U*	2,300 *UJ*	2,300 *U*	2,300 *U*	2,300 *U*	2,300 *U*	2,300 *U*
ONON2A	SF0146	S350	8/5/2000		0 - 15	88 *U*	88 *U*	88 *U*	88 *U*	88 *U*	410	88 *U*	710	88 *U*
ONON2A	SF0147	S350	8/5/2000		15 - 30	78 *U*	78 *U*	78 *U*	78 *U*	78 *U*	240	78 *U*	520	78 *U*
ONON2A	SF0149	S351	8/5/2000		0 - 15	180 *U*	180 *U*	1,700 *J*	180 *UJ*	840	5,200	790	1,700	180 *U*
ONON2A	SF0150	S351	8/5/2000		15 - 30	98 *U*	98 *U*	890 *J*	98 *UJ*	390	1,900	380	1,200	98 *U*
ONON2A	SF0173	S351	8/15/2000		0 - 2	72 *UJ*	72 *UJ*	72 *UJ*	72 *UJ*	72 *UJ*	72 *UJ*	72 *UJ*	72 *UJ*	72 *UJ*
ONON2A	SF0151	S352	8/10/2000		0 - 15	600 *UJ*	600 *UJ*	1,800 *J*	600 *UJ*	2,200 *J*	10,000 *J*	1,400 *J*	7,800 *J*	600 *UJ*
ONON2A	SF0152	S352	8/10/2000		15 - 30	1,200 *U*	1,200 *U*	1,300	1,200 *U*	2,000	9,400	1,400	6,200	1,200 *U*
ONON2A	SF0113	S353	7/27/2000		0 - 15	540 *U*	540 *U*	1,200 *J*	540 *U*	910	9,000	2,400 *J*	690	540 *U*
ONON2A	SF0114	S353	7/27/2000		15 - 30	180 *U*	180 *U*	690 *J*	180 *U*	270	6,400	1,700 *J*	200	180 *U*
ONON2A	SF0024	S366	7/27/2000		0 - 15	63 *U*	63 *U*	63 *U*	63 *U*	63 *U*	63 *U*	63 *U*	63 *U*	63 *U*
ONON2A	SF0025	S366	8/15/2000		15 - 30	61 *U*	61 *U*	61 *U*	61 *U*	61 *U*	61 *U*	61 *U*	61 *U*	61 *U*
ONON2A	SF0026	S367	8/15/2000		0 - 2	58 *U*	58 *U*	120 *U*	58 *U*	58 *U*	270	60	58 *U*	58 *U*
ONON2A	SF0027	S367	8/15/2000		2 - 15	58 *U*	58 *U*	58 *U*	58 *U*	58 *U*	58 *U*	58 *U*	58 *U*	58 *U*
ONON2A	SF0028	S367	8/15/2000		15 - 30	61 *U*	61 *U*	490 *U*	61 *U*	190	1,600	380	61 *U*	61 *U*
ONON2A	SF0170	S434	8/9/2000		0 - 15	55 *U*	55 *U*	55 *U*	55 *U*	55 *U*	150 *J*	55 *U*	55 *U*	55 *U*
ONON2A	SF0171	S434	8/9/2000		15 - 30	60 *U*	60 *U*	60 *U*	60 *U*	60 *U*	60 *U*	60 *U*	60 *U*	60 *U*
ONON2A	SF0172	S435	8/9/2000		0 - 5	230,000 *U*	230,000 *U*	230,000 *U*	230,000 *U*	230,000 *U*	230,000 *U*	230,000 *U*	230,000 *U*	230,000 *U*

Table A-3C. (cont.)

Survey	Sample Number	Survey Station	Date	Duplicates	Depth (cm)	Dimethyl phthalate (µg/kg)	Di-n-butyl phthalate (µg/kg)	Di-n-octyl phthalate (µg/kg)	Fluoranthene (µg/kg)	Fluorene (µg/kg)	Hexachloro benzene (GC/ECD) (µg/kg)	Hexachloro benzene (GC/MS) (µg/kg)	Final HCB Value (µg/kg)	Hexachloro-butadiene (µg/kg)
ONON2A	SF0125	S339	8/3/2000		15 - 30	33 *U*	33 *U*	33 *U*	9,400	2,600	6.4 *J*	33 *U*	6.4 *J*	33 *U*
ONON2A	SF0123	S340	8/15/2000	D1	0 - 2	67 *UJ*	67 *UJ*	67 *UJ*	260 *J*	390 *J*	18.8 *J*	67 *UJ*	18.8 *J*	67 *UJ*
ONON2A	SF0123R	S340	8/15/2000	D2	0 - 2	660 *UJ*	660 *UJ*	660 *UJ*	660 *UJ*	660 *UJ*	8.23 *J*	660 *UJ*	8.23 *J*	660 *UJ*
ONON2A	SF0126	S340	8/3/2000		0 - 15	33 *U*	33 *U*	33 *U*	3,100	900	143	33 *U*	143	33 *U*
ONON2A	SF0127	S340	8/3/2000		15 - 30	33 *U*	33 *U*	33 *U*	490	410	48.5 *J*	33 *U*	48.5 *J*	33 *U*
ONON2A	SF0128	S341	8/4/2000		0 - 15	61 *U*	61 *U*	61 *U*	1,500	420	24 *J*	61 *U*	24 *J*	61 *U*
ONON2A	SF0129	S341	8/4/2000		15 - 30	86 *UJ*	86 *UJ*	86 *UJ*	290 *J*	86 *UJ*	26.9 *J*	86 *UJ*	26.9 *J*	86 *UJ*
ONON2A	SF0132	S343	8/4/2000		0 - 15	1,100 *U*	1,100 *U*	1,100 *U*	1,100 *U*	1,200	35.3 *J*	1,100 *U*	35.3 *J*	1,100 *U*
ONON2A	SF0133	S343	8/4/2000		15 - 30	64 *U*	79	64 *U*	1,300	610	151 *J*	64 *U*	151 *J*	64 *U*
ONON2A	SF0136	S345	8/4/2000		0 - 15	790 *U*	790 *U*	790 *U*	790 *U*	790 *U*	*R*	790 *U*	790 *U*	790 *U*
ONON2A	SF0137	S345	8/4/2000		15 - 30	110 *U*	110 *U*	110 *U*	570	460 *J*	17.6	110 *U*	17.6	110 *U*
ONON2A	SF0138	S346	8/4/2000		0 - 15	270 *U*	270 *U*	270 *U*	620	380 *J*	52.9 *J*	270 *U*	52.9 *J*	270 *U*
ONON2A	SF0139	S346	8/4/2000		15 - 30	360 *U*	360 *U*	360 *U*	940	500 *J*	64.6	360 *U*	64.6	360 *U*
ONON2A	SF0140	S347	8/4/2000		0 - 15	540 *U*	540 *U*	540 *U*	540 *U*	540 *U*	37.4	540 *U*	37.4	540 *U*
ONON2A	SF0141	S347	8/4/2000		15 - 30	460 *U*	460 *U*	460 *U*	460 *U*	460 *U*	34.9	460 *U*	34.9	460 *U*
ONON2A	SF0142	S348	8/5/2000		0 - 15	980 *U*	980 *U*	980 *U*	980 *U*	980 *U*		980 *U*	980 *U*	980 *U*
ONON2A	SF0143	S348	8/5/2000		15 - 30	2,500 *U*	2,500 *U*	2,500 *UJ*	3,300 *J*	2,500 *U*	5.67 *J*	2,500 *U*	5.67 *J*	2,500 *U*
ONON2A	SF0144	S349	8/5/2000		0 - 15	340 *U*	340 *U*	340 *U*	1400	550	92.5	340 *U*	92.5	340 *U*
ONON2A	SF0145	S349	8/5/2000		15 - 30	2,300 *U*	2,300 *U*	2,300 *U*	4,900	2,300 *U*	*R*	2,300 *U*	2,300 *U*	2,300 *U*
ONON2A	SF0146	S350	8/5/2000		0 - 15	88 *U*	88 *U*	88 *U*	1400	750	211 *J*	88 *U*	211 *J*	88 *U*
ONON2A	SF0147	S350	8/5/2000		15 - 30	78 *U*	78 *U*	78 *U*	970	470	60.4	78 *U*	60.4	78 *U*
ONON2A	SF0149	S351	8/5/2000		0 - 15	180 *U*	180 *U*	180 *UJ*	13,000	1,800	149	180 *U*	149	180 *U*
ONON2A	SF0150	S351	8/5/2000		15 - 30	98 *U*	98 *U*	98 *U*	4,900	1,700	88.8	98 *U*	88.8	98 *U*
ONON2A	SF0173	S351	8/15/2000		0 - 2	72 *UJ*	72 *UJ*	72 *UJ*	72 *UJ*	72 *UJ*	124 J	72 UJ	98 [1]	72 *UJ*
ONON2A	SF0151	S352	8/10/2000		0 - 15	600 *UJ*	600 *UJ*	600 *UJ*	32,000 *J*	12,000 *J*	194 *J*	600 *UJ*	194 *J*	600 *UJ*
ONON2A	SF0152	S352	8/10/2000		15 - 30	1,200 *U*	1,200 *U*	1,200 *U*	24,000	9,500	185 *J*	1,200 *U*	185 *J*	1,200 *U*
ONON2A	SF0113	S353	7/27/2000		0 - 15	540 *U*	540 *U*	540 *U*	17,000	1,200	117	540 *U*	117	540 *U*
ONON2A	SF0114	S353	7/27/2000		15 - 30	180 *U*	180 *U*	180 *U*	11,000	450	11.1	180 *U*	11.1	180 *U*
ONON2A	SF0024	S366	7/27/2000		0 - 15	63 *U*	69	63 *U*	63 *U*	63 *U*	1.1 *UJ*	63 *U*	1.1 *UJ*	63 *U*
ONON2A	SF0025	S366	8/15/2000		15 - 30	61 *U*	67 *U*	61 *U*	61 *U*	61 *U*	1.04 *UJ*	61 *U*	1.04 *UJ*	61 *U*
ONON2A	SF0026	S367	8/15/2000		0 - 2	58 *U*	58 *U*	58 *U*	350	58 *U*	1.02 *U*	58 *U*	1.02 *U*	58 *U*
ONON2A	SF0027	S367	8/15/2000		2 - 15	58 *U*	58 *U*	58 *U*	80	58 *U*	1.08 *UJ*	58 *U*	1.08 *UJ*	58 *U*
ONON2A	SF0028	S367	8/15/2000		15 - 30	61 *U*	70 *U*	61 *U*	3,300	270	1.09 *UJ*	61 *U*	1.09 *UJ*	61 *U*
ONON2A	SF0170	S434	8/9/2000		0 - 15	55 *U*	55 *U*	55 *U*	170 *J*	55 *U*	1 *U*	55 *U*	1 *U*	55 *U*
ONON2A	SF0171	S434	8/9/2000		15 - 30	60 *U*	60 *U*	60 *U*	60 *U*	60 *U*	1.08 *U*	60 *U*	1.08 *U*	60 *U*
ONON2A	SF0172	S435	8/9/2000		0 - 5	230,000 *U*	230,000 *U*	230,000 *U*	230,000 *U*	230,000 *U*	1.08 *U*	230,000 *U*	1.08 *U*	230,000 *U*

Table A-3C. (cont.)

Survey	Sample Number	Survey Station	Date	Duplicates	Depth (cm)	Hexachloro-cyclopentadiene (µg/kg)	Hexachloro-ethane (µg/kg)	Indeno(1,2,3-cd) pyrene (µg/kg)	Isophorone (µg/kg)	Naphthalene (µg/kg)	Nitrobenzene (µg/kg)	N-Nitroso dimethyl-amine (µg/kg)	N-nitroso-di-n-propylamine (µg/kg)
ONON2A	SF0125	S339	8/3/2000		15 - 30	170 *U*	33 *U*	1,700	33 *U*	27,000	33 *U*	170 *U*	33 *U*
ONON2A	SF0123	S340	8/15/2000	D1	0 - 2	350 *UJ*	67 *UJ*	74 *J*	67 *UJ*	2,300 *J*	67 *UJ*	350 *UJ*	67 *UJ*
ONON2A	SF0123R	S340	8/15/2000	D2	0 - 2	3,400 *UJ*	660 *UJ*	660 *UJ*	660 *UJ*	22,000 *J*	660 *UJ*	3,400 *UJ*	660 *UJ*
ONON2A	SF0126	S340	8/3/2000		0 - 15	170 *UJ*	33 *U*	360	33 *U*	18,000	33 *U*	170 *U*	33 *U*
ONON2A	SF0127	S340	8/3/2000		15 - 30	170 *U*	33 *U*	33 *U*	33 *U*	65,000 *J*	33 *U*	170 *U*	33 *U*
ONON2A	SF0128	S341	8/4/2000		0 - 15	310 *UJ*	61 *U*	210	61 *U*	16,000	61 *U*	310 *U*	61 *U*
ONON2A	SF0129	S341	8/4/2000		15 - 30	440 *UJ*	86 *UJ*	86 *UJ*	86 *UJ*	5,700 *J*	86 *UJ*	440 *UJ*	86 *UJ*
ONON2A	SF0132	S343	8/4/2000		0 - 15	5,700 *UJ*	1,100 *U*	1,100 *U*	1,100 *U*	72,000	1,100 *U*	5,700 *U*	1,100 *U*
ONON2A	SF0133	S343	8/4/2000		15 - 30	330 *UJ*	64 *U*	140	64 *U*	120,000	64 *U*	330 *U*	64 *U*
ONON2A	SF0136	S345	8/4/2000		0 - 15	4,100 *UJ*	790 *U*	790 *U*	790 *U*	56,000	790 *U*	4,100 *U*	790 *U*
ONON2A	SF0137	S345	8/4/2000		15 - 30	540 *UJ*	110 *U*	110 *U*	110 *U*	91,000	110 *U*	540 *U*	110 *U*
ONON2A	SF0138	S346	8/4/2000		0 - 15	1,400 *UJ*	270 *U*	270 *U*	270 *U*	17,000	270 *U*	1,400 *U*	270 *U*
ONON2A	SF0139	S346	8/4/2000		15 - 30	1,800 *UJ*	360 *U*	360 *U*	360 *U*	20,000	360 *U*	1,800 *U*	360 *U*
ONON2A	SF0140	S347	8/4/2000		0 - 15	2,800 *UJ*	540 *U*	540 *U*	540 *U*	11,000	540 *U*	2,800 *U*	540 *U*
ONON2A	SF0141	S347	8/4/2000		15 - 30	2,400 *UJ*	460 *U*	460 *U*	460 *U*	27,000	460 *U*	2,400 *U*	460 *U*
ONON2A	SF0142	S348	8/5/2000		0 - 15	5,100 *U*	980 *U*	980 *U*	980 *U*	49,000	980 *U*	5,100 *U*	980 *U*
ONON2A	SF0143	S348	8/5/2000		15 - 30	13,000 *U*	2,500 *U*	2,500 *U*	2,500 *U*	130,000 *J*	2,500 *U*	13,000 *U*	2,500 *U*
ONON2A	SF0144	S349	8/5/2000		0 - 15	1,700 *U*	340 *U*	340 *U*	340 *U*	23,000	340 *U*	1,700 *U*	340 *U*
ONON2A	SF0145	S349	8/5/2000		15 - 30	12,000 *U*	2,300 *U*	2,300 *U*	2,300 *U*	110,000	2,300 *U*	12,000 *U*	2,300 *U*
ONON2A	SF0146	S350	8/5/2000		0 - 15	450 *U*	88 *U*	88 *U*	88 *U*	34,000	88 *U*	450 *U*	88 *U*
ONON2A	SF0147	S350	8/5/2000		15 - 30	400 *U*	78 *U*	78 *U*	78 *U*	69,000	78 *U*	400 *U*	78 *U*
ONON2A	SF0149	S351	8/5/2000		0 - 15	920 *U*	180 *U*	2,300	180 *U*	4,100	180 *U*	920 *U*	180 *U*
ONON2A	SF0150	S351	8/5/2000		15 - 30	500 *U*	98 *U*	950	98 *U*	1,100	98 *U*	500 *U*	98 *U*
ONON2A	SF0173	S351	8/15/2000		0 - 2	370 *UJ*	72 *UJ*	72 *UJ*	72 *UJ*	72 *UJ*	72 *UJ*	370 *UJ*	72 *UJ*
ONON2A	SF0151	S352	8/10/2000		0 - 15	3,100 *UJ*	600 *UJ*	4,200 *J*	600 *UJ*	25,000 *J*	600 *UJ*	3,100 *UJ*	600 *UJ*
ONON2A	SF0152	S352	8/10/2000		15 - 30	*R*	1,200 *U*	3,700	1,200 *U*	58,000	1,200 *U*	6,000 *U*	1,200 *U*
ONON2A	SF0113	S353	7/27/2000		0 - 15	2,800 *U*	540 *U*	5,400	540 *U*	1,400	540 *U*	2,800 *U*	540 *U*
ONON2A	SF0114	S353	7/27/2000		15 - 30	940 *U*	180 *U*	3,700	180 *U*	540	180 *U*	940 *U*	180 *U*
ONON2A	SF0024	S366	7/27/2000		0 - 15	320 *UJ*	63 *U*	63 *U*	63 *U*	63 *U*	63 *U*	320 *U*	63 *U*
ONON2A	SF0025	S366	8/15/2000		15 - 30	310 *UJ*	61 *U*	61 *U*	61 *U*	61 *U*	61 *U*	310 *U*	61 *U*
ONON2A	SF0026	S367	8/15/2000		0 - 2	300 *U*	58 *U*	140	58 *U*	58 *U*	58 *U*	300 *U*	58 *U*
ONON2A	SF0027	S367	8/15/2000		2 - 15	300 *UJ*	58 *U*	58 *U*	58 *U*	58 *U*	58 *U*	300 *U*	58 *U*
ONON2A	SF0028	S367	8/15/2000		15 - 30	320 *UJ*	61 *U*	900	61 *U*	1,200	61 *U*	320 *U*	61 *U*
ONON2A	SF0170	S434	8/9/2000		0 - 15	280 *UJ*	55 *U*	97 *J*	55 *U*	55 *U*	55 *U*	280 *U*	55 *U*
ONON2A	SF0171	S434	8/9/2000		15 - 30	310 *UJ*	60 *U*	60 *U*	60 *U*	60 *U*	60 *U*	310 *U*	60 *U*
ONON2A	SF0172	S435	8/9/2000		0 - 5	1,200,000 *UJ*	230,000 *U*	230,000 *U*	230,000 *U*	26,000,000 *J*	230,000 *U*	1,200,000 *U*	230,000 *U*

Table A-3C. (cont.)

Survey	Sample Number	Survey Station	Date	Duplicates	Depth (cm)	N-Nitroso-diphenyl-amine (µg/kg)	Pentachloro-benzene (µg/kg)	Pentachloro-phenol (µg/kg)	Phenanthrene (µg/kg)	Phenol (µg/kg)	Pyrene (µg/kg)
ONON2A	SF0125	S339	8/3/2000		15 - 30	33 *U*		850 *U*	11,000	33 *U*	8,100
ONON2A	SF0123	S340	8/15/2000	D1	0 - 2	67 *UJ*		1,700 *UJ*	640 *J*	230 *J*	190 *J*
ONON2A	SF0123R	S340	8/15/2000	D2	0 - 2	660 *UJ*		17,000 *UJ*	660 *UJ*	660 *UJ*	660 *UJ*
ONON2A	SF0126	S340	8/3/2000		0 - 15	33 *U*		850 *U*	4,500	33 *U*	2,200
ONON2A	SF0127	S340	8/3/2000		15 - 30	33 *U*		850 *U*	990	290	370
ONON2A	SF0128	S341	8/4/2000		0 - 15	61 *U*		1,600 *U*	2,000	440	1,100
ONON2A	SF0129	S341	8/4/2000		15 - 30	86 *UJ*		2,200 *UJ*	410 *J*	860 *J*	250 *J*
ONON2A	SF0132	S343	8/4/2000		0 - 15	1,100 *U*		29,000 *U*	2,300	1,100 *U*	1,100 *U*
ONON2A	SF0133	S343	8/4/2000		15 - 30	64 *U*		1,700 *U*	1,600	2,000	920
ONON2A	SF0136	S345	8/4/2000		0 - 15	790 *U*		20,000 *UJ*	790 *U*	940 *J*	790 *U*
ONON2A	SF0137	S345	8/4/2000		15 - 30	110 *U*		2,700 *UJ*	1,200	3,500 *J*	110 *U*
ONON2A	SF0138	S346	8/4/2000		0 - 15	270 *U*		6,900 *U*	770	270 *U*	620
ONON2A	SF0139	S346	8/4/2000		15 - 30	360 *U*		9,200 *UJ*	1,200	400 *J*	800
ONON2A	SF0140	S347	8/4/2000		0 - 15	540 *U*		14,000 *UJ*	540 *U*	540 *UJ*	540 *U*
ONON2A	SF0141	S347	8/4/2000		15 - 30	460 *U*		12,000 *UJ*	550	580 *J*	460 *U*
ONON2A	SF0142	S348	8/5/2000		0 - 15	980 *U*		25,000 *U*	980 *U*	980 *U*	980 *U*
ONON2A	SF0143	S348	8/5/2000		15 - 30	2,500 *U*		64,000 *U*	3,300 *J*	2,500 *U*	2,700 *J*
ONON2A	SF0144	S349	8/5/2000		0 - 15	340 *U*		8,700 *U*	2,400	2,600	1,500
ONON2A	SF0145	S349	8/5/2000		15 - 30	2,300 *U*		59,000 *U*	7,200	3,100	5,300
ONON2A	SF0146	S350	8/5/2000		0 - 15	88 *U*		2,300 *U*	2,200	190	940
ONON2A	SF0147	S350	8/5/2000		15 - 30	78 *U*		2,000 *U*	1,700	210	470
ONON2A	SF0149	S351	8/5/2000		0 - 15	180 *U*		4,600 *U*	6,700	250	9,700
ONON2A	SF0150	S351	8/5/2000		15 - 30	98 *U*		2,500 *U*	5,400	98 *U*	3,500
ONON2A	SF0173	S351	8/15/2000		0 - 2	72 *UJ*		1,800 *UJ*	72 *UJ*	72 *UJ*	72 *UJ*
ONON2A	SF0151	S352	8/10/2000		0 - 15	600 *UJ*		15,000 *UJ*	38,000 *J*	600 *UJ*	26,000 *J*
ONON2A	SF0152	S352	8/10/2000		15 - 30	1,200 *U*		30,000 *U*	30,000	1,200 *U*	19,000
ONON2A	SF0113	S353	7/27/2000		0 - 15	540 *U*		14,000 *U*	10,000	540 *U*	13,000
ONON2A	SF0114	S353	7/27/2000		15 - 30	180 *U*		4,700 *U*	5,200	180 *U*	9,300
ONON2A	SF0024	S366	7/27/2000		0 - 15	63 *U*		1,600 *U*	63 *U*	63 *U*	63 *U*
ONON2A	SF0025	S366	8/15/2000		15 - 30	61 *U*		1,600 *U*	61 *U*	61 *U*	61 *U*
ONON2A	SF0026	S367	8/15/2000		0 - 2	58 *U*		1,500 *U*	230	58 *U*	360
ONON2A	SF0027	S367	8/15/2000		2 - 15	58 *U*		1,500 *U*	58 *U*	58 *U*	84
ONON2A	SF0028	S367	8/15/2000		15 - 30	61 *U*		1,600 *U*	1,500	61 *U*	2,500
ONON2A	SF0170	S434	8/9/2000		0 - 15	55 *U*		1,400 *U*	72 *J*	55 *U*	230 *J*
ONON2A	SF0171	S434	8/9/2000		15 - 30	60 *U*		1,600 *U*	60 *U*	60 *U*	60 *U*
ONON2A	SF0172	S435	8/9/2000		0 - 5	230,000 *U*		6,000,000 *U*	630,000 *J*	230,000 *U*	230,000 *U*

Table A-3D. Southern Basin Nearshore Sediments – Pesticide Data

Survey	Sample Number	Survey Station	Date	Duplicates	Depth (cm)	4,4'-DDD (µg/kg)	4,4'-DDE (µg/kg)	4,4'-DDT (µg/kg)	Aldrin (µg/kg)	Endosulfan I (µg/kg)	Endosulfan II (µg/kg)	Endosulfan sulfate (µg/kg)
O-SEDCHM	S00001	S10	5/7/1992		0 - 30	5.8 *U*	5.8 *U*	5.8 *U*	3 *U*	3 *U*	5.8 *U*	5.8 *U*
O-SEDCHM	S00004	S6	5/7/1992		0 - 30	4.3 *U*	4.3 *U*	4.3 *U*	2.2 *U*	2.2 *U*	4.3 *U*	4.3 *U*
O-SEDCHM	S00007	S36	5/8/1992		0 - 30	5.7 *U*	5.7 *U*	5.7 *U*	2.9 *U*	2.9 *U*	5.7 *U*	5.7 *U*
O-SEDCHM	S00014	S1	5/8/1992		0 - 30	12 *U*	12 *U*	12 *U*	6.1 *U*	6.1 *U*	12 *U*	12 *U*
O-SEDCHM	S00017	S20	5/8/1992		0 - 30	6.7 *U*	7.8 *J*	6.7 *U*	3.5 *U*	3.5 *U*	6.7 *U*	6.7 *U*
O-SEDCHM	S00051	S46	5/10/1992		0 - 30	6 *U*	6 *U*	6 *U*	3.1 *U*	3.1 *U*	6 *U*	6 *U*
O-SEDCHM	S00062	S16	5/11/1992	1	0 - 30	7 *U*	14 *J*	7 *U*	3.6 *U*	3.6 *U*	7 *U*	7 *U*
O-SEDCHM	S00065	S16	5/11/1992	2	0 - 30	6.7 *UJ*	12 *J*	6.7 *UJ*	3.5 *UJ*	3.5 *UJ*	6.7 *UJ*	18 *J*
O-SEDCHM	S00066	S16	5/11/1992	3	0 - 30	6.3 *U*	13 *J*	6.3 *U*	3.3 *U*	3.3 *U*	6.3 *U*	18 *J*
O-SEDCHM	S00532	S36	7/27/1992		0 - 2	29 *U*	29 *U*	29 *U*	15 *U*	15 *U*	29 *U*	29 *U*
O-SEDCHM	S00556	S1	8/2/1992	1	0 - 2	14 *J*	8.7 *UJ*	8.7 *UJ*	4.5 *UJ*	4.5 *UJ*	8.7 *UJ*	8.7 *UJ*
O-SEDCHM	S00557	S1	8/2/1992	2	0 - 2	20 *J*	9.4 *U*	9.4 *U*	4.8 *U*	4.8 *U*	9.4 *U*	9.4 *U*
O-SEDCHM	S00558	S1	8/2/1992	3	0 - 2	30 *U*	30 *U*	30 *U*	15 *U*	15 *U*	30 *U*	30 *U*
O-SEDCHM	S00560	S20	8/2/1992		0 - 2	47 *J*	8.2 *U*	8.2 *U*	4.2 *U*	4.2 *U*	8.2 *U*	8.2 *U*
O-SEDCHM	S00566	S16	8/3/1992		0 - 2	5.5 *UJ*	5.5 *UJ*	5.5 *UJ*	2.8 *UJ*	2.8 *UJ*	5.5 *UJ*	5.5 *UJ*
O-SEDCHM	S00570	S46	8/4/1992		0 - 2	5 *U*	5 *U*	5 *U*	2.6 *U*	2.6 *U*	5 *U*	5 *U*
O-SEDCHM	S00572	S10	8/4/1992		0 - 2	7.4 *J*	5.4 *UJ*	5.4 *UJ*	2.8 *UJ*	2.8 *UJ*	5.4 *UJ*	5.4 *UJ*
O-SEDCHM	S00582	S6	8/6/1992		0 - 2	4.6 *U*	4.6 *U*	4.6 *U*	2.4 *U*	2.4 *U*	4.6 *U*	4.6 *U*
ONON2A	SF0024	S366	8/15/2000		0 - 15	*R*	1.1 *UJ*	1.1 *UJ*	1.1 *UJ*	1.1 *UJ*	*R*	*R*
ONON2A	SF0025	S366	8/15/2000		15 - 30	*R*	1.04 *UJ*	1.04 *UJ*	1.04 *UJ*	1.04 *UJ*	*R*	*R*
ONON2A	SF0026	S367	8/15/2000		0 - 2	1.02 *UJ*	1.02 *UJ*	1.02 *UJ*	1.02 *U*	1.02 *UJ*	*R*	*R*
ONON2A	SF0027	S367	8/15/2000		2 - 15	*R*	1.08 *UJ*	1.22 *J*	1.08 *UJ*	1.08 *UJ*	*R*	*R*
ONON2A	SF0028	S367	8/15/2000		15 - 30	*R*	1.09 *UJ*	1.09 *UJ*	1.09 *UJ*	1.09 *UJ*	*R*	*R*
ONON2A	SF0072	S314	8/10/2000		0 - 15	1.08 *UJ*	21.4 *J*	37.8 *J*	1.08 *U*	1.08 *UJ*	1.08 *UJ*	*R*
ONON2A	SF0073	S314	8/10/2000		15 - 30	1.09 *UJ*	34 *J*	29.4 *J*	1.09 *U*	1.09 *UJ*	1.09 *UJ*	*R*
ONON2A	SF0076	S316	8/10/2000		0 - 15	1.09 *UJ*	1.38 *J*	*R*	1.09 *U*	1.09 *UJ*	1.09 *UJ*	1.09 *UJ*
ONON2A	SF0077	S316	8/10/2000		15 - 30	1.08 *UJ*	1.08 *U*	1.08 *UJ*	1.08 *U*	1.08 *UJ*	1.08 *UJ*	1.08 *UJ*
ONON2A	SF0086	S321	8/4/2000		0 - 15	*R*	*R*	*R*	*R*	*R*	*R*	*R*
ONON2A	SF0087	S321	8/4/2000		15 - 30	*R*	*R*	*R*	*R*	*R*	*R*	*R*
ONON2A	SF0088	S322	8/10/2000		0 - 15	1.05 *UJ*	17.5 *J*	29 *J*	1.05 *U*	1.05 *U*	1.05 *UJ*	1.05 *UJ*
ONON2A	SF0089	S322	8/10/2000		15 - 30	1.09 *UJ*	15.8 *J*	*R*	1.09 *U*	1.09 *U*	1.09 *UJ*	1.09 *UJ*
ONON2A	SF0094	S325	7/14/2000		0 - 2	1.02 *UJ*	1.02 *UJ*	2.26 *J*	1.02 *U*	1.02 *U*	1.02 *UJ*	*R*
ONON2A	SF0095	S325	7/14/2000		2 - 15	1 *UJ*	1 *UJ*	*R*	1 *U*	1 *U*	1 *UJ*	*R*
ONON2A	SF0096	S325	7/14/2000		15 - 30	1 *UJ*	1 *UJ*	*R*	1 *U*	1 *U*	1 *UJ*	*R*

Table A-3D. (cont.)

Survey	Sample Number	Survey Station	Date	Duplicates	Depth (cm)	alpha-BHC (µg/kg)	beta-BHC (µg/kg)	delta-BHC (µg/kg)	gamma-BHC (Lindane) (µg/kg)	Dieldrin (µg/kg)	Endrin aldehyde (µg/kg)	Endrin ketone (µg/kg)	Endrin (µg/kg)
O-SEDCHM	S00001	S10	5/7/1992		0 - 30	3 *U*	3 *UJ*	3 *U*	3 *U*	5.8 *U*	5.8 *U*	5.8 *U*	5.8 *U*
O-SEDCHM	S00004	S6	5/7/1992		0 - 30	2.2 *U*	2.2 *U*	2.2 *U*	2.2 *U*	4.3 *U*	4.3 *U*	4.3 *U*	4.3 *U*
O-SEDCHM	S00007	S36	5/8/1992		0 - 30	2.9 *U*	2.9 *U*	2.9 *U*	2.9 *U*	5.7 *U*	5.7 *U*	5.7 *U*	5.7 *U*
O-SEDCHM	S00014	S1	5/8/1992		0 - 30	6.1 *U*	110 *J*	6.1 *U*	6.1 *U*	12 *U*	12 *U*	12 *U*	12 *U*
O-SEDCHM	S00017	S20	5/8/1992		0 - 30	3.5 *U*	3.5 *U*	3.5 *U*	3.5 *U*	6.7 *U*	6.7 *U*	6.7 *U*	6.7 *U*
O-SEDCHM	S00051	S46	5/10/1992		0 - 30	3.1 *U*	3.1 *U*	3.1 *U*	3.1 *U*	6 *U*	6 *U*	6 *U*	6 *U*
O-SEDCHM	S00062	S16	5/11/1992	1	0 - 30	3.6 *U*	3.6 *U*	3.6 *U*	3.6 *U*	7 *U*	7 *U*	7 *U*	7 *U*
O-SEDCHM	S00065	S16	5/11/1992	2	0 - 30	3.5 *UJ*	3.5 *UJ*	3.5 *UJ*	3.5 *UJ*	6.7 *UJ*	6.7 *UJ*	6.7 *UJ*	6.7 *UJ*
O-SEDCHM	S00066	S16	5/11/1992	3	0 - 30	3.3 *U*	3.3 *U*	3.3 *U*	3.3 *U*	6.3 *U*	6.3 *U*	6.3 *U*	6.3 *U*
O-SEDCHM	S00532	S36	7/27/1992		0 - 2	15 *U*	15 *U*	15 *U*	15 *U*	29 *U*	29 *U*	29 *U*	29 *U*
O-SEDCHM	S00556	S1	8/2/1992	1	0 - 2	4.5 *UJ*	4.5 *UJ*	4.5 *UJ*	4.5 *UJ*	8.7 *UJ*	8.7 *UJ*	8.7 *UJ*	8.7 *UJ*
O-SEDCHM	S00557	S1	8/2/1992	2	0 - 2	4.8 *U*	4.8 *U*	4.8 *U*	4.8 *U*	9.4 *U*	9.4 *U*	9.4 *U*	9.4 *U*
O-SEDCHM	S00558	S1	8/2/1992	3	0 - 2	15 *U*	15 *U*	15 *U*	15 *U*	30 *U*	30 *U*	30 *U*	30 *U*
O-SEDCHM	S00560	S20	8/2/1992		0 - 2	4.2 *U*	4.2 *U*	4.2 *U*	4.2 *U*	8.2 *U*	8.2 *U*	8.2 *U*	8.2 *U*
O-SEDCHM	S00566	S16	8/3/1992		0 - 2	2.8 *UJ*	2.8 *UJ*	2.8 *UJ*	2.8 *UJ*	5.5 *UJ*	5.5 *UJ*	5.5 *UJ*	5.5 *UJ*
O-SEDCHM	S00570	S46	8/4/1992		0 - 2	2.6 *U*	2.6 *U*	2.6 *U*	2.6 *U*	5 *U*	5 *U*	5 *U*	5 *U*
O-SEDCHM	S00572	S10	8/4/1992		0 - 2	2.8 *UJ*	2.8 *UJ*	2.8 *UJ*	2.8 *UJ*	5.4 *UJ*	5.4 *UJ*	5.4 *UJ*	5.4 *UJ*
O-SEDCHM	S00582	S6	8/6/1992		0 - 2	2.4 *U*	2.4 *U*	2.4 *U*	2.4 *U*	4.6 *U*	4.6 *U*	4.6 *U*	4.6 *U*
ONON2A	SF0024	S366	8/15/2000		0 - 15	1.1 *UJ*	1.1 *UJ*	*R*	1.1 *UJ*	1.1 *UJ*	1.1 *UJ*	1.1 *UJ*	1.1 *UJ*
ONON2A	SF0025	S366	8/15/2000		15 - 30	1.04 *UJ*	1.04 *UJ*	*R*	1.04 *UJ*	1.04 *UJ*	1.04 *UJ*	1.04 *UJ*	1.04 *UJ*
ONON2A	SF0026	S367	8/15/2000		0 - 2	1.02 *UJ*	1.02 *U*	*R*	1.02 *UJ*	1.02 *U*	1.02 *UJ*	1.02 *UJ*	1.02 *UJ*
ONON2A	SF0027	S367	8/15/2000		2 - 15	1.08 *UJ*	1.08 *UJ*	*R*	1.08 *UJ*	1.08 *UJ*	1.08 *UJ*	1.08 *UJ*	1.08 *UJ*
ONON2A	SF0028	S367	8/15/2000		15 - 30	1.09 *UJ*	1.09 *UJ*	*R*	1.09 *UJ*	1.09 *UJ*	1.09 *UJ*	1.09 *UJ*	1.09 *UJ*
ONON2A	SF0072	S314	8/10/2000		0 - 15	7.55 *J*	1.08 *UJ*	*R*	1.08 *UJ*	1.08 *U*	1.08 *UJ*	1.08 *UJ*	1.08 *U*
ONON2A	SF0073	S314	8/10/2000		15 - 30	1.09 *UJ*	1.09 *UJ*	2.35 *J*	1.09 *UJ*	29.9 *J*	*R*	1.09 *UJ*	1.09 *U*
ONON2A	SF0076	S316	8/10/2000		0 - 15	1.09 *UJ*	1.52 *J*	*R*	1.09 *UJ*	1.09 *U*	1.09 *UJ*	*R*	1.09 *U*
ONON2A	SF0077	S316	8/10/2000		15 - 30	1.08 *UJ*	3.94 *J*	*R*	1.08 *UJ*	1.08 *U*	1.08 *UJ*	1.08 *UJ*	1.08 *U*
ONON2A	SF0086	S321	8/4/2000		0 - 15	*R*	1.07 *UJ*	*R*	*R*	*R*	*R*	*R*	*R*
ONON2A	SF0087	S321	8/4/2000		15 - 30	*R*	1.28 *J*	*R*	*R*	*R*	*R*	*R*	*R*
ONON2A	SF0088	S322	8/10/2000		0 - 15	1.05 *UJ*	*R*	*R*	1.05 *UJ*	1.05 *U*	1.05 *UJ*	1.05 *UJ*	1.05 *U*
ONON2A	SF0089	S322	8/10/2000		15 - 30	1.38 *J*	4.19 *J*	*R*	1.09 *UJ*	26.2 *J*	1.09 *UJ*	1.09 *UJ*	1.12 *J*
ONON2A	SF0094	S325	7/14/2000		0 - 2	1.02 *UJ*	1.02 *UJ*	*R*	1.02 *UJ*	2.25 *J*	1.02 *U*	1.02 *UJ*	1.02 *U*
ONON2A	SF0095	S325	7/14/2000		2 - 15	1 *UJ*	1 *UJ*	*R*	1 *UJ*	3.16 *J*	1 *U*	1 *UJ*	1 *U*
ONON2A	SF0096	S325	7/14/2000		15 - 30	1 *UJ*	1 *UJ*	*R*	1 *UJ*	6.32 *J*	1 *U*	1.15 *J*	1 *U*

Table A-3D. (cont.)

Survey	Sample Number	Survey Station	Date	Duplicates	Depth (cm)	Heptachlor (µg/kg)	Heptachlor epoxide (µg/kg)	Methoxychlor (µg/kg)	Toxaphene (µg/kg)	alpha (cis) - Chlordane (µg/kg)	gamma (trans)- Chlordane (µg/kg)	Total Chlordane [1] (µg/kg)
O-SEDCHM	S00001	S10	5/7/1992		0 - 30	3 *U*	3 *U*	30 *U*	300 *U*	3 *UJ*	3 *U*	3 *U*
O-SEDCHM	S00004	S6	5/7/1992		0 - 30	2.2 *U*	2.2 *U*	22 *U*	220 *U*	2.2 *U*	2.2 *U*	2.2 *U*
O-SEDCHM	S00007	S36	5/8/1992		0 - 30	2.9 *U*	2.9 *U*	29 *U*	290 *U*	2.9 *U*	2.9 *U*	2.9 *U*
O-SEDCHM	S00014	S1	5/8/1992		0 - 30	6.1 *U*	6.1 *U*	61 *U*	610 *U*	6.1 *U*	6.1 *U*	6.1 *U*
O-SEDCHM	S00017	S20	5/8/1992		0 - 30	6.1 *J*	3.5 *U*	35 *U*	350 *U*	3.5 *U*	3.5 *U*	3.5 *U*
O-SEDCHM	S00051	S46	5/10/1992		0 - 30	3.1 *U*	3.1 *U*	31 *U*	310 *U*	3.1 *U*	3.1 *U*	3.1 *U*
O-SEDCHM	S00062	S16	5/11/1992	1	0 - 30	3.6 *U*	3.6 *U*	36 *U*	360 *U*	3.6 *U*	3.6 *U*	3.6 *U*
O-SEDCHM	S00065	S16	5/11/1992	2	0 - 30	3.5 *UJ*	3.5 *UJ*	35 *UJ*	350 *U*	3.5 *UJ*	3.5 *UJ*	3.5 *UJ*
O-SEDCHM	S00066	S16	5/11/1992	3	0 - 30	3.3 *U*	3.3 *U*	33 *U*	330 *U*	3.3 *U*	3.3 *U*	3.3 *U*
O-SEDCHM	S00532	S36	7/27/1992		0 - 2	15 *U*	15 *U*	150 *U*	1,500 *U*	15 *U*	15 *U*	15 *U*
O-SEDCHM	S00556	S1	8/2/1992	1	0 - 2	4.5 *UJ*	4.5 *UJ*	45 *UJ*	450 *UJ*	4.5 *UJ*	4.5 *UJ*	4.5 *UJ*
O-SEDCHM	S00557	S1	8/2/1992	2	0 - 2	4.8 *U*	4.8 *U*	48 *U*	480 *U*	5.5 *J*	4.8 *U*	5.5 *J*
O-SEDCHM	S00558	S1	8/2/1992	3	0 - 2	15 *U*	15 *U*	150 *U*	1,500 *U*	15 *U*	15 *U*	15 *U*
O-SEDCHM	S00560	S20	8/2/1992		0 - 2	4.2 *U*	4.2 *U*	42 *U*	420 *U*	4.2 *U*	4.2 *U*	4.2 *U*
O-SEDCHM	S00566	S16	8/3/1992		0 - 2	2.8 *UJ*	2.8 *UJ*	28 *UJ*	280 *UJ*	2.8 *UJ*	2.8 *UJ*	2.8 *UJ*
O-SEDCHM	S00570	S46	8/4/1992		0 - 2	2.6 *U*	2.6 *U*	26 *U*	260 *U*	2.6 *U*	2.6 *U*	2.6 *U*
O-SEDCHM	S00572	S10	8/4/1992		0 - 2	2.8 *UJ*	2.8 *UJ*	28 *UJ*	280 *UJ*	2.8 *UJ*	2.8 *UJ*	2.8 *UJ*
O-SEDCHM	S00582	S6	8/6/1992		0 - 2	2.4 *U*	2.4 *U*	24 *U*	240 *U*	2.4 *U*	2.4 *U*	2.4 *U*
ONON2A	SF0024	S366	8/15/2000		0 - 15	1.1 *UJ*	1.1 *UJ*	1.1 *UJ*	110 *UJ*	1.1 *UJ*	1.1 *UJ*	1.1 *UJ*
ONON2A	SF0025	S366	8/15/2000		15 - 30	1.04 *UJ*	1.04 *UJ*	1.04 *UJ*	104 *UJ*	1.04 *UJ*	1.04 *UJ*	1.04 *UJ*
ONON2A	SF0026	S367	8/15/2000		0 - 2	1.02 *U*	1.02 *U*	1.02 *UJ*	102 *UJ*	1.02 *UJ*	1.02 *U*	1.02 *U*
ONON2A	SF0027	S367	8/15/2000		2 - 15	1.08 *UJ*	1.08 *UJ*	1.08 *UJ*	108 *UJ*	1.08 *UJ*	1.08 *UJ*	1.08 *UJ*
ONON2A	SF0028	S367	8/15/2000		15 - 30	1.09 *UJ*	1.09 *UJ*	1.09 *UJ*	109 *UJ*	1.09 *UJ*	1.09 *UJ*	1.09 *UJ*
ONON2A	SF0072	S314	8/10/2000		0 - 15	1.08 *U*	51.9 *J*	1.08 *UJ*	108 *U*	1.08 *UJ*	50.4 *J*	50.4 *J*
ONON2A	SF0073	S314	8/10/2000		15 - 30	*R*	*R*	7.68 *J*	109 *U*	1.09 *UJ*	20 *J*	20 *J*
ONON2A	SF0076	S316	8/10/2000		0 - 15	1.09 *U*	1.09 *U*	1.09 *UJ*	109 *U*	1.09 *UJ*	1.09 *U*	1.09 *U*
ONON2A	SF0077	S316	8/10/2000		15 - 30	1.08 *U*	1.08 *U*	1.08 *UJ*	108 *UJ*	1.08 *UJ*	1.27 *J*	1.27 *J*
ONON2A	SF0086	S321	8/4/2000		0 - 15	1.07 *U*	1.07 *U*	*R*	107 *U*	1.07 *UJ*	1.07 *U*	1.07 *U*
ONON2A	SF0087	S321	8/4/2000		15 - 30	1.07 *U*	1.07 *U*	*R*	107 *U*	1.07 *UJ*	1.07 *U*	1.07 *U*
ONON2A	SF0088	S322	8/10/2000		0 - 15	1.05 *U*	1.05 *U*	1.05 *UJ*	105 *UJ*	4.21 *J*	21.1 *J*	25.31 *J*
ONON2A	SF0089	S322	8/10/2000		15 - 30	1.09 *U*	1.09 *U*	1.09 *UJ*	109 *UJ*	5.64 *J*	23.4 *J*	29.04 *J*
ONON2A	SF0094	S325	7/14/2000		0 - 2	1.02 *U*	*R*	1.02 *UJ*	1.02 *UJ*	1.02 *U*	1.02 *U*	1.02 *U*
ONON2A	SF0095	S325	7/14/2000		2 - 15	1 *U*	*R*	1 *UJ*	1 *U*	1 *U*	1 *U*	1 *U*
ONON2A	SF0096	S325	7/14/2000		15 - 30	1 *U*	1 *U*	1 *UJ*	1 *U*	1 *U*	1 *U*	1 *U*

Table A-3D. (cont.)

Survey	Sample Number	Survey Station	Date	Duplicates	Depth (cm)	4,4'-DDD (µg/kg)	4,4'-DDE (µg/kg)	4,4'-DDT (µg/kg)	Aldrin (µg/kg)	Endosulfan I (µg/kg)	Endosulfan II (µg/kg)	Endosulfan sulfate (µg/kg)
ONON2A	SF0101	S328	7/15/2000		0 - 15	1 *UJ*	1 *U*	2.13 *J*	1 *U*	1 *U*	1 *UJ*	*R*
ONON2A	SF0102	S328	7/15/2000		15 - 30	1 *UJ*	1 *U*	1 *UJ*	1 *U*	1 *U*	1 *UJ*	*R*
ONON2A	SF0103	S329	7/16/2000		0 - 15	1 *UJ*	1 *UJ*	1 *UJ*	1 *UJ*	1 *UJ*	1 *UJ*	1 *UJ*
ONON2A	SF0104	S329	7/16/2000		15 - 30	1 *UJ*	1 *UJ*	1 *UJ*	1 *UJ*	1 *UJ*	1 *UJ*	1 *UJ*
ONON2A	SF0105	S330	7/16/2000		0 - 15	1 *UJ*	1 *UJ*	1 *UJ*	1 *UJ*	1 *UJ*	1 *UJ*	1 *UJ*
ONON2A	SF0106	S330	7/16/2000		15 - 30	1 *UJ*	1 *UJ*	1 *UJ*	1 *UJ*	1 *UJ*	1 *UJ*	1 *UJ*
ONON2A	SF0113	S353	7/27/2000		0 - 15	1.01 *UJ*	*R*	39.2 *J*	*R*	1.01 *U*	1.01 *UJ*	*R*
ONON2A	SF0114	S353	7/27/2000		15 - 30	*R*	*R*	*R*	1.05 *UJ*	1.05 *U*	1.05 *UJ*	2.73 *J*
ONON2A	SF0115	S335	8/2/2000		0 - 15	*R*	*R*	3.99 *J*	*R*	*R*	*R*	*R*
ONON2A	SF0116	S335	8/2/2000		15 - 30	*R*	9.75 *J*	*R*	*R*	*R*	*R*	*R*
ONON2A	SF0117	S336	8/3/2000		0 - 15	1.04 *UJ*	*R*	3.52 *J*	1.04 *UJ*	1.04 *UJ*	1.04 *UJ*	3.16 *J*
ONON2A	SF0118	S336	8/3/2000		15 - 30	1.11 *UJ*	*R*	13.5 *J*	1.9 *J*	1.11 *UJ*	1.11 *UJ*	5.87 *J*
ONON2A	SF0123	S340	8/15/2000	1	0 - 2	*R*	1.09 *UJ*	2.06 *J*	1.09 *UJ*	1.09 *UJ*	*R*	*R*
ONON2A	SF0123_R	S340	8/15/2000	2	0 - 2	*R*	*R*	*R*	*R*	*R*	*R*	*R*
ONON2A	SF0124	S339	8/3/2000		0 - 15	1.05 *UJ*	4.07 *J*	17.3 *J*	3.52 *J*	1.05 *UJ*	1.05 *UJ*	1.05 *UJ*
ONON2A	SF0125	S339	8/3/2000		15 - 30	1.09 *UJ*	*R*	*R*	1.09 *UJ*	1.09 *UJ*	1.09 *UJ*	1.09 *UJ*
ONON2A	SF0126	S340	8/3/2000		0 - 15	*R*	*R*	4.08 *J*	*R*	*R*	*R*	*R*
ONON2A	SF0127	S340	8/3/2000		15 - 30	*R*	*R*	*R*	*R*	*R*	*R*	*R*
ONON2A	SF0128	S341	8/4/2000		0 - 15	*R*	*R*	*R*	*R*	*R*	*R*	*R*
ONON2A	SF0129	S341	8/4/2000		15 - 30	*R*	*R*	*R*	*R*	*R*	*R*	*R*
ONON2A	SF0133	S343	8/4/2000		15 - 30	*R*	1.08 *J*	*R*	*R*	*R*	*R*	*R*
ONON2A	SF0134	S333	8/2/2000		0 - 15	*R*	*R*	*R*	*R*	*R*	*R*	*R*
ONON2A	SF0135	S333	8/2/2000		15 - 30	*R*	*R*	*R*	*R*	*R*	*R*	*R*
ONON2A	SF0136	S345	8/4/2000		0 - 15	*R*	*R*	*R*	*R*	*R*	*R*	*R*
ONON2A	SF0137	S345	8/4/2000		15 - 30	1.06 *UJ*	1.58 *J*	*R*	1.06 *UJ*	1.06 *UJ*	1.06 *UJ*	1.06 *UJ*
ONON2A	SF0138	S346	8/4/2000		0 - 15	1.08 *UJ*	1.38 *J*	*R*	1.08 *UJ*	1.08 *UJ*	1.08 *UJ*	1.08 *UJ*
ONON2A	SF0139	S346	8/4/2000		15 - 30	1.09 *UJ*	1.09 *U*	1.09 *UJ*	1.09 *UJ*	1.09 *UJ*	1.09 *UJ*	1.09 *UJ*
ONON2A	SF0140	S347	8/4/2000		0 - 15	1.01 *UJ*	1.01 *U*	1.6 *J*	1.01 *UJ*	1.01 *UJ*	1.01 *UJ*	1.01 *UJ*
ONON2A	SF0141	S347	8/4/2000		15 - 30	1.01 *UJ*	1.01 *U*	2.1 *J*	1.01 *UJ*	1.01 *UJ*	1.01 *UJ*	1.01 *UJ*
ONON2A	SF0143	S348	8/5/2000		15 - 30	1.05 *UJ*	1.05 *UJ*	1.05 *UJ*	1.05 *U*	1.05 *U*	1.05 *UJ*	1.05 *UJ*
ONON2A	SF0144	S349	8/5/2000		0 - 15	1.05 *UJ*	1.05 *UJ*	7.24 *J*	1.05 *U*	1.05 *UJ*	1.05 *UJ*	1.05 *UJ*
ONON2A	SF0145	S349	8/5/2000		15 - 30	3.85 *J*	*R*	*R*	*R*	*R*	*R*	*R*
ONON2A	SF0146	S350	8/5/2000		0 - 15	*R*	14.2 *J*	*R*	*R*	*R*	*R*	*R*
ONON2A	SF0147	S350	8/5/2000		15 - 30	1.01 *UJ*	1.01 *UJ*	1.01 *UJ*	1.01 *U*	1.13 *J*	1.01 *UJ*	1.01 *UJ*

Table A-3D. (cont.)

Survey	Sample Number	Survey Station	Date	Duplicates	Depth (cm)	alpha-BHC (µg/kg)	beta-BHC (µg/kg)	delta-BHC (µg/kg)	gamma-BHC (Lindane) (µg/kg)	Dieldrin (µg/kg)	Endrin aldehyde (µg/kg)	Endrin ketone (µg/kg)	Endrin (µg/kg)
ONON2A	SF0101	S328	7/15/2000		0 - 15	1 *UJ*	1 *UJ*	*R*	1 *UJ*	1 *U*	1 *U*	1 *U*	1 *U*
ONON2A	SF0102	S328	7/15/2000		15 - 30	1 *UJ*	1 *UJ*	*R*	1 *UJ*	1 *U*	1 *U*	1 *U*	1 *U*
ONON2A	SF0103	S329	7/16/2000		0 - 15	1 *UJ*	1 *UJ*	2 *J*	1 *UJ*	1 *UJ*	1 *UJ*	1 *UJ*	1 *UJ*
ONON2A	SF0104	S329	7/16/2000		15 - 30	1 *UJ*	1 *UJ*	1 *UJ*	1 *UJ*	1 *UJ*	1 *UJ*	1 *UJ*	1 *UJ*
ONON2A	SF0105	S330	7/16/2000		0 - 15	1 *UJ*	1 *UJ*	1 *UJ*	1 *UJ*	1 *UJ*	1 *UJ*	1 *UJ*	1 *UJ*
ONON2A	SF0106	S330	7/16/2000		15 - 30	1 *UJ*	1 *UJ*	1 *UJ*	1 *UJ*	1 *UJ*	1 *UJ*	1 *UJ*	1 *UJ*
ONON2A	SF0113	S353	7/27/2000		0 - 15	1.87 *J*	1.01 *U*	1.01 *UJ*	1.01 *UJ*	13.2 *J*	1.01 *UJ*	1.01 *UJ*	*R*
ONON2A	SF0114	S353	7/27/2000		15 - 30	1.05 *UJ*	1.05 *U*	1.05 *UJ*	1.05 *UJ*	4.92	1.05 *UJ*	1.05 *UJ*	1.05 *U*
ONON2A	SF0115	S335	8/2/2000		0 - 15	*R*	3.88 *J*	*R*	*R*	2.86 *J*	*R*	*R*	1.97 *J*
ONON2A	SF0116	S335	8/2/2000		15 - 30	*R*	3.9 *J*	*R*	*R*	3.7 *J*	*R*	*R*	*R*
ONON2A	SF0117	S336	8/3/2000		0 - 15	1.04 *UJ*	1.04 *UJ*	*R*	1.04 *UJ*	3.75 *J*	1.04 *UJ*	1.04 *UJ*	1.04 *U*
ONON2A	SF0118	S336	8/3/2000		15 - 30	1.11 *UJ*	1.11 *UJ*	*R*	1.11 *UJ*	19 *J*	1.11 *UJ*	1.11 *UJ*	1.11 *U*
ONON2A	SF0123	S340	8/15/2000	1	0 - 2	1.09 *UJ*	1.09 *UJ*	*R*	1.09 *UJ*	1.38 *J*	1.09 *UJ*	1.09 *UJ*	1.09 *UJ*
ONON2A	SF0123_R	S340	8/15/2000	2	0 - 2	*R*	1.62 *J*	*R*	*R*	*R*	*R*	*R*	*R*
ONON2A	SF0124	S339	8/3/2000		0 - 15	1.08 *J*	*R*	*R*	1.05 *UJ*	1.05 *U*	1.05 *UJ*	1.05 *UJ*	2.01 *J*
ONON2A	SF0125	S339	8/3/2000		15 - 30	1.09 *UJ*	4.6 *J*	1.67 *J*	1.09 *UJ*	11.4 *J*	1.09 *UJ*	1.09 *UJ*	1.09 *U*
ONON2A	SF0126	S340	8/3/2000		0 - 15	1.73 *J*	1.08 *UJ*	1.58 *J*	*R*	*R*	*R*	*R*	*R*
ONON2A	SF0127	S340	8/3/2000		15 - 30	*R*	1.07 *UJ*	*R*	*R*	*R*	*R*	*R*	*R*
ONON2A	SF0128	S341	8/4/2000		0 - 15	*R*	1.07 *UJ*	*R*	*R*	*R*	*R*	*R*	1.2 *J*
ONON2A	SF0129	S341	8/4/2000		15 - 30	*R*	1.06 *UJ*	*R*	*R*	*R*	*R*	*R*	*R*
ONON2A	SF0133	S343	8/4/2000		15 - 30	*R*	*R*	*R*	*R*	*R*	*R*	*R*	*R*
ONON2A	SF0134	S333	8/2/2000		0 - 15	*R*	2 *J*	*R*	*R*	6.03 *J*	*R*	*R*	1.48 *J*
ONON2A	SF0135	S333	8/2/2000		15 - 30	*R*	*R*	3.41 *J*	*R*	5.06 *J*	*R*	*R*	*R*
ONON2A	SF0136	S345	8/4/2000		0 - 15	*R*	1.14 *UJ*	*R*	*R*	*R*	*R*	*R*	*R*
ONON2A	SF0137	S345	8/4/2000		15 - 30	1.06 *UJ*	1.06 *UJ*	2.1 *J*	1.06 *UJ*	1.06 *U*	1.06 *UJ*	1.06 *UJ*	1.06 *U*
ONON2A	SF0138	S346	8/4/2000		0 - 15	1.08 *UJ*	*R*	*R*	1.08 *UJ*	1.08 *U*	1.08 *UJ*	1.08 *UJ*	1.08 *U*
ONON2A	SF0139	S346	8/4/2000		15 - 30	1.09 *UJ*	1.09 *UJ*	2.02 *J*	1.09 *UJ*	1.48 *J*	1.09 *UJ*	1.09 *UJ*	1.09 *U*
ONON2A	SF0140	S347	8/4/2000		0 - 15	1.01 *UJ*	1.01 *UJ*	1.01 *J*	1.01 *UJ*	1.01 *U*	1.01 *UJ*	1.01 *UJ*	1.14
ONON2A	SF0141	S347	8/4/2000		15 - 30	1.01 *UJ*	1.01 *UJ*	1.29 *J*	1.01 *UJ*	1.01 *U*	1.01 *UJ*	1.01 *UJ*	1.01 *U*
ONON2A	SF0143	S348	8/5/2000		15 - 30	1.05 *UJ*	1.05 *U*	*R*	1.05 *UJ*	1.05 *U*	1.05 *UJ*	1.05 *UJ*	1.05 *U*
ONON2A	SF0144	S349	8/5/2000		0 - 15	1.6 *J*	1.8 *J*	*R*	1.05 *UJ*	1.05 *U*	1.05 *UJ*	1.05 *UJ*	1.95
ONON2A	SF0145	S349	8/5/2000		15 - 30	1.66 *J*	*R*	*R*	*R*	*R*	*R*	*R*	*R*
ONON2A	SF0146	S350	8/5/2000		0 - 15	*R*	*R*	1.66 *J*	*R*	*R*	*R*	*R*	*R*
ONON2A	SF0147	S350	8/5/2000		15 - 30	*R*	*R*	*R*	1.01 *UJ*	1.01 *U*	1.01 *UJ*	1.01 *UJ*	1.01 *U*

Table A-3D. (cont.)

Survey	Sample Number	Survey Station	Date	Duplicates	Depth (cm)	Heptachlor (µg/kg)	Heptachlor epoxide (µg/kg)	Methoxychlor (µg/kg)	Toxaphene (µg/kg)	alpha (cis) - Chlordane (µg/kg)	gamma (trans)- Chlordane (µg/kg)	Total Chlordane [1] (µg/kg)
ONON2A	SF0101	S328	7/15/2000		0 - 15	1 *U*	1 *U*	1 *U*	100 *U*	1 *U*	1 *U*	1 *U*
ONON2A	SF0102	S328	7/15/2000		15 - 30	1 *U*	1 *U*	1 *U*	100 *U*	1 *U*	1 *U*	1 *U*
ONON2A	SF0103	S329	7/16/2000		0 - 15	1 *UJ*	1 *UJ*	1 *UJ*	100 *UJ*	1 *UJ*	1 *UJ*	1 *UJ*
ONON2A	SF0104	S329	7/16/2000		15 - 30	1 *UJ*	1 *UJ*	1 *UJ*	100 *UJ*	1 *UJ*	1 *UJ*	1 *UJ*
ONON2A	SF0105	S330	7/16/2000		0 - 15	1 *UJ*	1 *UJ*	1 *UJ*	100 *UJ*	1 *UJ*	1 *UJ*	1 *UJ*
ONON2A	SF0106	S330	7/16/2000		15 - 30	1 *UJ*	1 *UJ*	1 *UJ*	100 *UJ*	1 *UJ*	1 *UJ*	1 *UJ*
ONON2A	SF0113	S353	7/27/2000		0 - 15	5.33 *J*	1.01 *U*	1.01 *UJ*	101 *U*	1.01 *U*	1.01 *U*	1.01 *U*
ONON2A	SF0114	S353	7/27/2000		15 - 30	1.05 *U*	1.05 *U*	1.05 *UJ*	105 *U*	1.05 *U*	2.49 *J*	2.49 *J*
ONON2A	SF0115	S335	8/2/2000		0 - 15	*R*	5.33 *J*	*R*	*R*	*R*	*R*	*R*
ONON2A	SF0116	S335	8/2/2000		15 - 30	*R*	11.7 *J*	*R*	*R*	*R*	*R*	*R*
ONON2A	SF0117	S336	8/3/2000		0 - 15	1.04 *U*	2.21 *J*	1.04 *UJ*	104 *U*	1.04 *UJ*	1.27 *J*	1.27 *J*
ONON2A	SF0118	S336	8/3/2000		15 - 30	3.9	1.11 *U*	1.11 *UJ*	111 *U*	1.11 *UJ*	1.11 *U*	1.11 *U*
ONON2A	SF0123	S340	8/15/2000	1	0 - 2	1.09 *UJ*	2.25 *J*	1.09 *UJ*	109 *UJ*	1.09 *UJ*	1.6 *J*	1.6 *J*
ONON2A	SF0123_R	S340	8/15/2000	2	0 - 2	*R*	1.18 *J*	*R*	*R*	*R*	*R*	*R*
ONON2A	SF0124	S339	8/3/2000		0 - 15	1.05 *U*	7.38	1.05 *UJ*	105 *U*	1.05 *UJ*	*R*	1.05 *UJ*
ONON2A	SF0125	S339	8/3/2000		15 - 30	1.09 *U*	1.09 *U*	1.09 *UJ*	109 *U*	1.09 *UJ*	4.51 *J*	4.51 *J*
ONON2A	SF0126	S340	8/3/2000		0 - 15	1.08 *U*	*R*	*R*	108 *U*	1.08 *UJ*	1.08 *U*	1.08 *U*
ONON2A	SF0127	S340	8/3/2000		15 - 30	1.07 *U*	1.69 *J*	*R*	107 *U*	1.07 *UJ*	1.07 *U*	1.07 *U*
ONON2A	SF0128	S341	8/4/2000		0 - 15	1.07 *U*	*R*	*R*	107 *U*	1.07 *UJ*	1.07 *U*	1.07 *U*
ONON2A	SF0129	S341	8/4/2000		15 - 30	1.06 *U*	*R*	*R*	106 *U*	1.06 *UJ*	1.06 *U*	1.06 *U*
ONON2A	SF0133	S343	8/4/2000		15 - 30	1.05 *U*	*R*	*R*	105 *U*	1.05 *UJ*	1.05 *U*	1.05 *U*
ONON2A	SF0134	S333	8/2/2000		0 - 15	*R*	5.16 *J*	*R*	*R*	*R*	*R*	*R*
ONON2A	SF0135	S333	8/2/2000		15 - 30	*R*	*R*	*R*	*R*	*R*	*R*	*R*
ONON2A	SF0136	S345	8/4/2000		0 - 15	1.14 *U*	2.69 *J*	*R*	114 *U*	1.14 *UJ*	1.14 *U*	1.14 *U*
ONON2A	SF0137	S345	8/4/2000		15 - 30	1.06 *U*	*R*	1.06 *UJ*	106 *UJ*	1.06 *UJ*	1.06 *UJ*	1.06 *UJ*
ONON2A	SF0138	S346	8/4/2000		0 - 15	1.08 *U*	*R*	1.08 *UJ*	108 *UJ*	1.08 *UJ*	1.08 *UJ*	1.08 *UJ*
ONON2A	SF0139	S346	8/4/2000		15 - 30	1.09 *U*	1.26 *J*	*R*	109 *UJ*	1.09 *UJ*	1.09 *UJ*	1.09 *UJ*
ONON2A	SF0140	S347	8/4/2000		0 - 15	1.01 *U*	1.01 *U*	1.01 *UJ*	101 *UJ*	1.01 *UJ*	1.08 *J*	1.08 *J*
ONON2A	SF0141	S347	8/4/2000		15 - 30	1.01 *U*	1.01 *UJ*	1.1 *J*	101 *UJ*	1.01 *UJ*	1.01 *UJ*	1.01 *UJ*
ONON2A	SF0143	S348	8/5/2000		15 - 30	1.05 *U*	1.05 *U*	1.05 *UJ*	105 *U*	1.05 *U*	1.05 *U*	1.05 *U*
ONON2A	SF0144	S349	8/5/2000		0 - 15	1.05 *U*	1.05 *U*	1.74 *J*	105 *UJ*	1.05 *UJ*	2.75	2.75
ONON2A	SF0145	S349	8/5/2000		15 - 30	*R*	*R*	*R*	*R*	*R*	*R*	*R*
ONON2A	SF0146	S350	8/5/2000		0 - 15	*R*	1.9 *J*	*R*	*R*	*R*	1.38 *J*	1.38 *J*
ONON2A	SF0147	S350	8/5/2000		15 - 30	1.01 *U*	1.01 *U*	4.25 *J*	101 *UJ*	1.01 *UJ*	1.01 *U*	1.01 *U*

Table A-3D. (cont.)

Survey	Sample Number	Survey Station	Date	Duplicates	Depth (cm)	4,4'-DDD (µg/kg)	4,4'-DDE (µg/kg)	4,4'-DDT (µg/kg)	Aldrin (µg/kg)	Endosulfan I (µg/kg)	Endosulfan II (µg/kg)	Endosulfan sulfate (µg/kg)
ONON2A	SF0149	S351	8/5/2000		0 - 15	1.3 *J*	2.17 *J*	*R*	1.1 *U*	1.1 *UJ*	1.1 *UJ*	1.1 *UJ*
ONON2A	SF0150	S351	8/5/2000		15 - 30	1.08 *UJ*	1.08 *UJ*	*R*	1.08 *U*	1.08 *UJ*	1.08 *UJ*	1.08 *UJ*
ONON2A	SF0151	S352	8/10/2000		0 - 15	1.09 *UJ*	*R*	26.7 *J*	1.09 *U*	8.71 *J*	1.09 *UJ*	*R*
ONON2A	SF0152	S352	8/10/2000		15 - 30	1.08 *UJ*	*R*	*R*	1.08 *U*	5.09 *J*	1.08 *UJ*	1.08 *UJ*
ONON2A	SF0153	S334	8/2/2000		0 - 15	*R*	*R*	7.39 *J*	*R*	*R*	*R*	*R*
ONON2A	SF0154	S334	8/2/2000		15 - 30	*R*	*R*	3.51 *J*	*R*	*R*	*R*	*R*
ONON2A	SF0170	S434	8/9/2000		0 - 15	1 *UJ*	1 *UJ*	1 *UJ*	1 *U*	1 *UJ*	1 *UJ*	1 *UJ*
ONON2A	SF0171	S434	8/9/2000		15 - 30	1.08 *UJ*	1.08 *UJ*	1.08 *UJ*	1.08 *U*	1.08 *UJ*	1.08 *UJ*	1.08 *UJ*
ONON2A	SF0172	S435	8/9/2000		0 - 5	1.08 *UJ*	1.08 *UJ*	2.9 *J*	1.08 *U*	1.08 *UJ*	1.08 *UJ*	*R*
ONON2A	SF0173	S351	8/15/2000		0 - 2	*R*	4.84 *J*	7.79 *J*	*R*	5.3 *J*	*R*	*R*
ONON2A	VC0187	S313	7/18/2000		0 - 15	*R*	*R*	88.3 *J*	*R*	1 *UJ*	1 *UJ*	31.4 *J*
ONON2A	VC0188	S313	7/18/2000		15 - 30	*R*	*R*	25.7 *J*	1 *UJ*	1 *UJ*	1 *UJ*	*R*
ONON2A	VC0189	S318	7/14/2000		0 - 15	1 *UJ*	1 *U*	*R*	1 *U*	1 *U*	1 *UJ*	*R*
ONON2A	VC0190	S318	7/14/2000		15 - 30	1 *UJ*	*R*	*R*	1 *U*	1 *U*	1 *UJ*	*R*
ONON2A	VC0196	S307	7/18/2000		0 - 15	1 *UJ*	7.4 *J*	4.2 *J*	5.82 *UJ*	1 *UJ*	1 *UJ*	5.15 *J*
ONON2A	VC0197	S307	7/18/2000		15 - 30	1 *UJ*	1 *UJ*	*R*	1 *UJ*	1 *UJ*	1 *UJ*	*R*
ONON2A	VC0207	S311	7/20/2000		0 - 15	3.91 *J*	*R*	3.08 *J*	*R*	*R*	*R*	*R*
ONON2A	VC0208	S311	7/20/2000		15 - 30	*R*	*R*	7.87 *J*	*R*	*R*	*R*	*R*
ONON2A	SF0132	S343	8/4/2000		0 - 15	*R*	*R*	*R*	*R*	*R*	*R*	*R*

Table A-3D. (cont.)

Survey	Sample Number	Survey Station	Date	Duplicates	Depth (cm)	alpha-BHC (µg/kg)	beta-BHC (µg/kg)	delta-BHC (µg/kg)	gamma-BHC (Lindane) (µg/kg)	Dieldrin (µg/kg)	Endrin aldehyde (µg/kg)	Endrin ketone (µg/kg)	Endrin (µg/kg)
ONON2A	SF0149	S351	8/5/2000		0 - 15	2.17 *J*	2.34 *J*	*R*	1.1 *UJ*	1.1 *U*	1.1 *UJ*	1.1 *UJ*	2.63 *J*
ONON2A	SF0150	S351	8/5/2000		15 - 30	1.49 *J*	1.56 *J*	*R*	1.08 *UJ*	1.08 *U*	1.08 *UJ*	1.08 *UJ*	3.23
ONON2A	SF0151	S352	8/10/2000		0 - 15	*R*	1.09 *UJ*	1.87 *J*	1.09 *UJ*	1.09 *U*	1.09 *UJ*	1.09 *UJ*	3.66 *J*
ONON2A	SF0152	S352	8/10/2000		15 - 30	*R*	1.08 *UJ*	*R*	1.08 *UJ*	*R*	1.08 *UJ*	1.08 *UJ*	1.08 *U*
ONON2A	SF0153	S334	8/2/2000		0 - 15	*R*	*R*	*R*	*R*	*R*	*R*	*R*	*R*
ONON2A	SF0154	S334	8/2/2000		15 - 30	*R*	2.25 *J*	*R*	*R*	3.65 *J*	*R*	*R*	*R*
ONON2A	SF0170	S434	8/9/2000		0 - 15	1 *UJ*	1 *UJ*	*R*	1 *UJ*	1 *U*	1 *UJ*	1 *UJ*	1 *U*
ONON2A	SF0171	S434	8/9/2000		15 - 30	1.08 *UJ*	1.08 *UJ*	*R*	1.08 *UJ*	1.08 *U*	1.08 *UJ*	1.08 *UJ*	1.08 *U*
ONON2A	SF0172	S435	8/9/2000		0 - 5	1.08 *UJ*	1.08 *UJ*	*R*	1.08 *UJ*	1.08 *U*	1.08 *UJ*	1.08 *UJ*	1.08 *U*
ONON2A	SF0173	S351	8/15/2000		0 - 2	*R*	1.07 *UJ*	1.54 *J*	1.07 *UJ*	*R*	1.07 *UJ*	1.07 *UJ*	1.07 *UJ*
ONON2A	VC0187	S313	7/18/2000		0 - 15	13 *J*	*R*	*R*	1 *UJ*	31.3 *J*	1 *UJ*	49 *J*	8.4 *J*
ONON2A	VC0188	S313	7/18/2000		15 - 30	7.55 *J*	*R*	*R*	1 *UJ*	1 *UJ*	1 *UJ*	1 *UJ*	6.14 *J*
ONON2A	VC0189	S318	7/14/2000		0 - 15	1 *UJ*	1 *UJ*	*R*	1 *UJ*	1 *U*	1.77	1.44 *J*	1 *U*
ONON2A	VC0190	S318	7/14/2000		15 - 30	1 *UJ*	1 *UJ*	*R*	1 *UJ*	1 *U*	1 *U*	1 *U*	1 *U*
ONON2A	VC0196	S307	7/18/2000		0 - 15	1 *UJ*	*R*	*R*	1 *UJ*	4.15 *J*	1 *UJ*	1 *UJ*	1 *UJ*
ONON2A	VC0197	S307	7/18/2000		15 - 30	1 *UJ*	*R*	1.19 *J*	1 *UJ*	1 *UJ*	1 *UJ*	1 *UJ*	1 *UJ*
ONON2A	VC0207	S311	7/20/2000		0 - 15	*R*	*R*	*R*	*R*	*R*	*R*	*R*	2.53 *J*
ONON2A	VC0208	S311	7/20/2000		15 - 30	*R*	2.44 *J*	*R*	*R*	3.36 *J*	*R*	*R*	*R*
ONON2A	SF0132	S343	8/4/2000		0 - 15	*R*	*R*	*R*	*R*	*R*	*R*	*R*	*R*

Table A-3D. (cont.)

Survey	Sample Number	Survey Station	Date	Duplicates	Depth (cm)	Heptachlor (µg/kg)	Heptachlor epoxide (µg/kg)	Methoxychlor (µg/kg)	Toxaphene (µg/kg)	alpha (cis) - Chlordane (µg/kg)	gamma (trans)- Chlordane (µg/kg)	Total Chlordane [1] (µg/kg)
ONON2A	SF0149	S351	8/5/2000		0 - 15	1.1 *U*	1.1 *U*	3.41 *J*	110 *UJ*	1.1 *UJ*	4.29 *J*	4.29 *J*
ONON2A	SF0150	S351	8/5/2000		15 - 30	1.08 *U*	1.08 *U*	*R*	108 *UJ*	1.08 *UJ*	7.95	7.95
ONON2A	SF0151	S352	8/10/2000		0 - 15	1.09 *U*	1.09 *U*	*R*	109 *UJ*	14.8 *J*	25.6 *J*	40.4 *J*
ONON2A	SF0152	S352	8/10/2000		15 - 30	1.08 *U*	*R*	1.08 *UJ*	108 *UJ*	7.79 *J*	9.89 *J*	17.68 *J*
ONON2A	SF0153	S334	8/2/2000		0 - 15	*R*	*R*	*R*	*R*	*R*	*R*	*R*
ONON2A	SF0154	S334	8/2/2000		15 - 30	*R*	6.53 *J*	*R*	*R*	*R*	*R*	*R*
ONON2A	SF0170	S434	8/9/2000		0 - 15	1 *U*	1 *U*	1 *UJ*	100 *U*	1 *UJ*	1 *U*	1 *U*
ONON2A	SF0171	S434	8/9/2000		15 - 30	1.08 *U*	1.08 *U*	1.08 *UJ*	108 *U*	1.08 *UJ*	1.08 *U*	1.08 *U*
ONON2A	SF0172	S435	8/9/2000		0 - 5	3.43 *J*	*R*	1.08 *UJ*	108 *U*	1.08 *UJ*	1.08 *U*	1.08 *U*
ONON2A	SF0173	S351	8/15/2000		0 - 2	1.07 *UJ*	6 *J*	1.07 *UJ*	107 *UJ*	3.96 *J*	10.4 *J*	14.36 *J*
ONON2A	VC0187	S313	7/18/2000		0 - 15	1 *UJ*	37.7 *J*	1 *UJ*	100 *UJ*	*R*	*R*	*R*
ONON2A	VC0188	S313	7/18/2000		15 - 30	1 *UJ*	18.5 *J*	1 *UJ*	100 *UJ*	7.89 *J*	14.7 *J*	22.59 *J*
ONON2A	VC0189	S318	7/14/2000		0 - 15	1 *U*	2.44 *J*	1 *U*	100 *U*	1 *U*	1 *U*	1 *U*
ONON2A	VC0190	S318	7/14/2000		15 - 30	1 *U*	1 *U*	1 *U*	100 *U*	1 *U*	4.78	4.78
ONON2A	VC0196	S307	7/18/2000		0 - 15	1 *UJ*	1 *UJ*	1 *UJ*	100 *UJ*	1 *UJ*	1 *UJ*	1 *UJ*
ONON2A	VC0197	S307	7/18/2000		15 - 30	1 *UJ*	1 *UJ*	1 *UJ*	100 *UJ*	1 *UJ*	1 *UJ*	1 *UJ*
ONON2A	VC0207	S311	7/20/2000		0 - 15	1.72 *J*	*R*	*R*	*R*	*R*	*R*	*R*
ONON2A	VC0208	S311	7/20/2000		15 - 30	*R*	2.84 *J*	*R*	*R*	*R*	*R*	*R*
ONON2A	SF0132	S343	8/4/2000		0 - 15	*R*	*R*	*R*	*R*	*R*	*R*	*R*

Notes: [1] Total chlordane is a calculated quantity, not a direct measurement

J - estimated

U - not detected at reported quantitation limit

R - rejected datum

Table A-3E. Southern Basin Nearshore Sediments – PCB Data

Survey	Sample Number	Survey Station	Date	Duplicates	Depth (cm)	Aroclor 1016 (µg/kg)	Aroclor 1221 (µg/kg)	Aroclor 1232 (µg/kg)	Aroclor 1242 (µg/kg)	Aroclor 1248 (µg/kg)	Aroclor 1254 (µg/kg)	Aroclor 1260 (µg/kg)	Aroclor 1268 (µg/kg)	Sum of PCBs (µg/kg)
O-SEDCHM	S00014	S1	5/8/1992		0 - 30	120 *U*	240 *UJ*	120 *U*	120 *U*	1,200 *J*	510	120 *U*		1,710
O-SEDCHM	S00556	S1	8/2/1992	D1	0 - 2	87 *UJ*	180 *UJ*	87 *UJ*	87 *UJ*	140 *J*	87 *UJ*	87 *UJ*		184
O-SEDCHM	S00557	S1	8/2/1992	D2	0 - 2	94 *UJ*	190 *U*	94 *UJ*	94 *UJ*	210	94 *U*	94 *U*		257
O-SEDCHM	S00558	S1	8/2/1992	D3	0 - 2	300 *U*	610 *U*	300 *U*	300 *U*	300 *U*	300 *U*	300 *U*		600 *U*
O-SEDCHM	S00001	S10	5/7/1992		0 - 30	58 *U*	120 *UJ*	58 *U*	58 *U*	160	110	58 *U*		270
O-SEDCHM	S00572	S10	8/4/1992		0 - 2	54 *UJ*	110 *UJ*	54 *UJ*	54 *UJ*	54 *UJ*	54 *UJ*	54 *UJ*		108 *U*
O-SEDCHM	S00162	S11	7/10/1992		0 - 30	83 *UJ*	83 *UJ*	83 *UJ*	83 *UJ*	490 *J*	83 *UJ*	1,100 *J*		1,590
O-SEDCHM	S00567	S11	8/3/1992		0 - 2	49 *U*	49 *UJ*	49 *U*	49 *U*	49 *U*	49 *U*	49 *U*		98 *U*
O-SEDCHM	S00565	S13	8/3/1992		0 - 2	72 *UJ*	72 *UJ*	72 *U*	72 *UJ*	290	72 *UJ*	70 *J*		360
O-SEDCHM	S00542	S14	7/30/1992		0 - 2	82 *UJ*	82 *UJ*	82 *UJ*	82 *UJ*	240	82 *UJ*	82 *UJ*		281
O-SEDCHM	S00062	S16	5/11/1992	D1	0 - 30	70 *UJ*	140 *UJ*	70 *UJ*	70 *UJ*	540	70 *UJ*	270		810
O-SEDCHM	S00065	S16	5/11/1992	D2	0 - 30	67 *UJ*	140 *UJ*	67 *UJ*	720 *J*	67 *UJ*	67 *UJ*	300 *J*		1,020
O-SEDCHM	S00066	S16	5/11/1992	D3	0 - 30	63 *UJ*	130 *U*	63 *UJ*	720 *J*	63 *U*	63 *U*	330 *J*		1,050
O-SEDCHM	S00566	S16	8/3/1992		0 - 2	55 *UJ*	110 *UJ*	55 *UJ*	55 *UJ*	170 *J*	55 *UJ*	55 *UJ*		198
O-SEDCHM	S00562	S17	8/3/1992	D1	0 - 2	64 *UJ*	64 *UJ*	64 *UJ*	64 *UJ*	49 *J*	64 *UJ*	64 *UJ*		81
O-SEDCHM	S00563	S17	8/3/1992	D2	0 - 2	69 *UJ*	69 *UJ*	69 *UJ*	69 *UJ*	43 *J*	69 *UJ*	69 *UJ*		78
O-SEDCHM	S00564	S17	8/3/1992	D3	0 - 2	68 *U*	68 *UJ*	68 *UJ*	68 *UJ*	76	68 *U*	68 *U*		110
O-SEDCHM	S00546	S2	7/30/1992		0 - 2	140 *UJ*	140 *U*	140 *UJ*	140 *UJ*	670	140 *U*	380		1,050
O-SEDCHM	S00017	S20	5/8/1992		0 - 30	67 *U*	140 *U*	67 *U*	67 *U*	67 *U*	67 *U*	67 *U*		134 *U*
O-SEDCHM	S00560	S20	8/2/1992		0 - 2	82 *UJ*	170 *UJ*	82 *UJ*	82 *U*	82 *UJ*	82 *U*	82 *UJ*		164 *U*
O-SEDCHM	S00540	S21	7/30/1992		0 - 2	130 *U*	130 *U*	130 *U*	130 *U*	680	130 *U*	300		980
O-SEDCHM	S00580	S26	8/6/1992		0 - 2	56 *U*	56 *UJ*	56 *U*	56 *U*	56 *U*	56 *U*	56 *U*		112 *U*
O-SEDCHM	S00533	S28	7/28/1992		0 - 2	240 *UJ*	240 *UJ*	240 *UJ*	240 *UJ*	1,100 *J*	240 *UJ*	1,000 *J*		2,100
O-SEDCHM	S00340	S3	10/1/1992		0 - 30	370 *UJ*	370 *UJ*	370 *UJ*	370 *UJ*	4,200 *J*	370 *UJ*	1,800 *J*		6,000
O-SEDCHM	S00613	S3	8/12/1992		0 - 2	340 *UJ*	340 *U*	340 *UJ*	340 *UJ*	750	340 *U*	900		1,650
O-SEDCHM	S00573	S34	8/4/1992		0 - 2	58 *U*	58 *UJ*	58 *U*	58 *U*	58 *U*	58 *U*	58 *U*		116 *U*
O-SEDCHM	S00535	S35	7/28/1992		0 - 2	64 *U*	64 *U*	64 *U*	64 *U*	64 *U*	64 *UJ*	64 *UJ*		128 *U*
O-SEDCHM	S00007	S36	5/8/1992		0 - 30	57 *U*	110 *UJ*	57 *U*	57 *U*	57 *U*	57 *U*	57 *U*		114 *U*
O-SEDCHM	S00532	S36	7/27/1992		0 - 2	290 *UJ*	590 *U*	290 *UJ*	290 *UJ*	290 *U*	290 *U*	290 *U*		580 *U*
O-SEDCHM	S00521	S37	7/24/1992		0 - 2	66 *U*	66 *U*	66 *U*	66 *U*	66 *U*	65 *J*	66 *U*		98
O-SEDCHM	S00051	S46	5/10/1992		0 - 30	60 *U*	120 *U*	60 *U*	60 *U*	60 *U*	60 *U*	60 *U*		120 *U*
O-SEDCHM	S00570	S46	8/4/1992		0 - 2	50 *U*	100 *U*	50 *U*	50 *U*	50 *U*	50 *U*	50 *U*		100 *U*
O-SEDCHM	S00519	S47	7/24/1992		0 - 2	77 *UJ*	77 *UJ*	77 *UJ*	77 *UJ*	77 *UJ*	77 *UJ*	77 *UJ*		154 *U*
O-SEDCHM	S00547	S5	7/30/1992		0 - 2	71 *UJ*	71 *UJ*	71 *UJ*	71 *UJ*	440 *J*	71 *UJ*	240 *J*		680
O-SEDCHM	S00004	S6	5/7/1992		0 - 30	43 *U*	87 *U*	43 *U*	43 *U*	43 *U*	43 *U*	43 *U*		86 *U*
O-SEDCHM	S00582	S6	8/6/1992		0 - 2	46 *U*	93 *U*	46 *U*	46 *U*	46 *U*	46 *U*	46 *U*		92 *U*

Table A-3E. (cont.)

Survey	Sample Number	Survey Station	Date	Duplicates	Depth (cm)	Aroclor 1016 (µg/kg)	Aroclor 1221 (µg/kg)	Aroclor 1232 (µg/kg)	Aroclor 1242 (µg/kg)	Aroclor 1248 (µg/kg)	Aroclor 1254 (µg/kg)	Aroclor 1260 (µg/kg)	Aroclor 1268 (µg/kg)	Sum of PCBs (µg/kg)
O-SEDCHM	S00555	S7	8/2/1992		0 - 2	50 *U*	50 *UJ*	50 *UJ*	50 *UJ*	60	50 *U*	37 *J*		97
ONON2A	VC0196	S307	7/18/2000		0 - 15	150 *U*	150 *U*	150 *U*	150 *U*	150 *U*	124 *J*	150 *U*	150 *U*	199
ONON2A	VC0197	S307	7/18/2000		15 - 30	50 *U*	50 *U*	50 *U*	50 *U*	50 *U*	50 *U*	50 *U*	50 *U*	100 *U*
ONON2A	VC0207	S311	7/20/2000		0 - 15	500 *U*	500 *U*	500 *U*	500 *U*	500 *U*	500 *U*	500 *U*	500 *U*	1,000 *U*
ONON2A	VC0208	S311	7/20/2000		15 - 30	500 *U*	500 *U*	500 *U*	189 *J*	500 *U*	500 *U*	500 *U*	500 *U*	439
ONON2A	VC0187	S313	7/18/2000		0 - 15	1,500 *U*	1,500 *U*	1,500 *U*	2,190 *J*	1,500 *U*	1,500 *U*	1,020 *J*	1,500 *U*	3,210
ONON2A	VC0188	S313	7/18/2000		15 - 30	1,000 *U*	1,000 *U*	1,000 *U*	958 *J*	1,000 *U*	1,000 *U*	335 *J*	1,000 *U*	1,293
ONON2A	SF0072	S314	8/10/2000		0 - 15	1,080 *U*	1,080 *U*	1,080 *U*	9,340 *J*	1,080 *U*	1,010 *J*	686 *J*	1,080 *U*	11,036
ONON2A	SF0073	S314	8/10/2000		15 - 30	545 *U*	545 *U*	545 *U*	2,750 *J*	545 *U*	345 *J*	119 *J*	545 *U*	3,214
ONON2A	SF0076	S316	8/10/2000		0 - 15	54.7 *U*	54.7 *U*	54.7 *U*	54.7 *U*	54.7 *U*	54.7 *U*	54.7 *U*	54.7 *U*	109 *U*
ONON2A	SF0077	S316	8/10/2000		15 - 30	54.1 *U*	54.1 *U*	54.1 *U*	54.1 *U*	54.1 *U*	54.1 *U*	54.1 *U*	54.1 *U*	108 *U*
ONON2A	VC0189	S318	7/14/2000		0 - 15	50 *U*	50 *U*	50 *U*	131 *J*	50 *U*	80 *J*	39.7 *J*	50 *U*	251
ONON2A	VC0190	S318	7/14/2000		15 - 30	50 *U*	50 *U*	50 *U*	285 *J*	50 *U*	126 *J*	46.9 *J*	50 *U*	458
ONON2A	SF0086	S321	8/4/2000		0 - 15	53.4 *U*	53.4 *U*	53.4 *U*	18 *J*	53.4 *U*	14.3 *J*	17.7 *J*	53.4 *U*	50
ONON2A	SF0087	S321	8/4/2000		15 - 30	53.7 *U*	53.7 *U*	53.7 *U*	53.7 *U*	53.7 *U*	53.7 *U*	53.7 *U*	53.7 *U*	107 *U*
ONON2A	SF0088	S322	8/10/2000		0 - 15	52.4 *U*	52.4 *U*	52.4 *U*	915 *J*	52.4 *U*	678 *J*	225 *J*	52.4 *U*	1,818
ONON2A	SF0089	S322	8/10/2000		15 - 30	110 *U*	110 *U*	110 *U*	994 *J*	110 *U*	1,010 *J*	404 *J*	110 *U*	2,408
ONON2A	SF0094	S325	7/14/2000		0 - 2	50.8 *U*	50.8 *U*	50.8 *U*	50.8 *U*	60.5 *J*	51.9 *J*	26.2 *J*	50.8 *U*	139
ONON2A	SF0095	S325	7/14/2000		2 - 15	50 *U*	50 *U*	50 *U*	50 *U*	63.3 *J*	64.4 *J*	26.6 *J*	50 *U*	154
ONON2A	SF0096	S325	7/14/2000		15 - 30	50 *U*	50 *U*	50 *U*	50 *U*	94.6 *J*	75.3 *J*	35 *J*	19.1 *J*	224
ONON2A	SF0101	S328	7/15/2000		0 - 15	50 *U*	50 *U*	50 *U*	50 *U*	40 *J*	50.5 *J*	23.2 *J*	50 *U*	114
ONON2A	SF0102	S328	7/15/2000		15 - 30	50 *U*	50 *U*	50 *U*	50 *U*	50 *U*	50 *U*	50 *U*	50 *U*	100 *U*
ONON2A	SF0103	S329	7/16/2000		0 - 15	50 *U*	50 *U*	50 *U*	50 *U*	50 *U*	50 *U*	50 *U*	50 *U*	100 *U*
ONON2A	SF0104	S329	7/16/2000		15 - 30	50 *U*	50 *U*	50 *U*	50 *U*	50 *U*	50 *U*	50 *U*	50 *U*	100 *U*
ONON2A	SF0105	S330	7/16/2000		0 - 15	50 *U*	50 *U*	50 *U*	50 *U*	50 *U*	11.4 *J*	50 *U*	50 *U*	36
ONON2A	SF0106	S330	7/16/2000		15 - 30	50 *U*	50 *U*	50 *U*	50 *U*	50 *U*	50 *U*	50 *U*	50 *U*	100 *U*
ONON2A	SF0134	S333	8/2/2000		0 - 15	103 *U*	103 *U*	103 *U*	103 *U*	103 *U*	51.7 *J*	103 *U*	103 *U*	103
ONON2A	SF0135	S333	8/2/2000		15 - 30	103 *U*	103 *U*	103 *U*	103 *U*	103 *U*	60.9 *J*	103 *U*	103 *U*	112
ONON2A	SF0153	S334	8/2/2000		0 - 15	101 *U*	101 *U*	101 *U*	58.1 *J*	101 *U*	84.7 *J*	37.3 *J*	101 *U*	180
ONON2A	SF0154	S334	8/2/2000		15 - 30	104 *U*	104 *U*	104 *U*	104 *U*	104 *U*	45.7 *J*	104 *U*	104 *U*	98
ONON2A	SF0115	S335	8/2/2000		0 - 15	103 *U*	103 *U*	103 *U*	82.2 *J*	103 *U*	98.9 *J*	34.2 *J*	103 *U*	215
ONON2A	SF0116	S335	8/2/2000		15 - 30	101 *U*	101 *U*	101 *U*	101 *U*	101 *U*	53.9 *J*	101 *U*	101 *U*	104
ONON2A	SF0117	S336	8/3/2000		0 - 15	51.8 *U*	51.8 *U*	51.8 *U*	19.5 *J*	51.8 *U*	62.9 *J*	23.5 *J*	51.8 *U*	106
ONON2A	SF0118	S336	8/3/2000		15 - 30	55.3 *U*	55.3 *U*	55.3 *U*	233 *J*	55.3 *U*	416 *J*	109 *J*	55.3 *U*	758
ONON2A	SF0124	S339	8/3/2000		0 - 15	52.5 *U*	52.5 *U*	52.5 *U*	314 *J*	52.5 *U*	274 *J*	134 *J*	19.4 *J*	741
ONON2A	SF0125	S339	8/3/2000		15 - 30	54.7 *U*	54.7 *U*	54.7 *U*	244 *J*	54.7 *U*	128 *J*	95.7 *J*	26.6 *J*	494

Table A-3E. (cont.)

Survey	Sample Number	Survey Station	Date	Duplicates	Depth (cm)	Aroclor 1016 (µg/kg)	Aroclor 1221 (µg/kg)	Aroclor 1232 (µg/kg)	Aroclor 1242 (µg/kg)	Aroclor 1248 (µg/kg)	Aroclor 1254 (µg/kg)	Aroclor 1260 (µg/kg)	Aroclor 1268 (µg/kg)	Sum of PCBs (µg/kg)
ONON2A	SF0123	S340	8/15/2000	D1	0 - 2	54.3 *UJ*	54.3 *UJ*	54.3 *UJ*	33 *J*	54.3 *UJ*	33.7 *J*	24.3 *J*	54.3 *UJ*	91
ONON2A	SF0123 R	S340	8/15/2000	D2	0 - 2	52.3 *UJ*	52.3 *UJ*	52.3 *UJ*	16.4 *J*	52.3 *UJ*	52.3 *UJ*	52.3 *UJ*	52.3 *UJ*	43
ONON2A	SF0126	S340	8/3/2000		0 - 15	54.1 *U*	54.1 *U*	54.1 *U*	147 *J*	54.1 *U*	63.3 *J*	20.4 *J*	54.1 *U*	231
ONON2A	SF0127	S340	8/3/2000		15 - 30	53.6 *U*	499 *J*	53.6 *U*	53.6 *U*	53.6 *U*	20.1 *J*	53.6 *U*	53.6 *U*	519
ONON2A	SF0128	S341	8/4/2000		0 - 15	53.5 *U*	287 *J*	53.5 *U*	53.5 *U*	53.5 *U*	21.9 *J*	53.5 *U*	53.5 *U*	309
ONON2A	SF0129	S341	8/4/2000		15 - 30	53.2 *U*	435 *J*	53.2 *U*	53.2 *U*	53.2 *U*	24.1 *J*	53.2 *U*	53.2 *U*	459
ONON2A	SF0132	S343	8/4/2000		0 - 15	52.5 *U*	52.5 *U*	52.5 *U*	152 *J*	52.5 *U*	31.5 *J*	52.5 *U*	52.5 *U*	184
ONON2A	SF0133	S343	8/4/2000		15 - 30	52.5 *U*	52.5 *U*	52.5 *U*	162 *J*	52.5 *U*	52.5 *U*	20.3 *J*	52.5 *U*	182
ONON2A	SF0136	S345	8/4/2000		0 - 15	54.7 *U*	54.7 *U*	54.7 *U*	185 *J*	54.7 *U*	54.7 *U*	19 *J*	54.7 *U*	204
ONON2A	SF0137	S345	8/4/2000		15 - 30	53.1 *U*	53.1 *U*	53.1 *U*	121 *J*	53.1 *U*	53.1 *U*	14.3 *J*	53.1 *U*	135
ONON2A	SF0138	S346	8/4/2000		0 - 15	54.1 *U*	54.1 *U*	54.1 *U*	199 *J*	54.1 *U*	54.1 *U*	17.1 *J*	54.1 *U*	216
ONON2A	SF0139	S346	8/4/2000		15 - 30	54.6 *U*	54.6 *U*	54.6 *U*	257 *J*	54.6 *U*	54.6 *U*	22.3 *J*	54.6 *U*	279
ONON2A	SF0140	S347	8/4/2000		0 - 15	50.6 *U*	50.6 *U*	50.6 *U*	112 *J*	50.6 *U*	20.1 *J*	18.7 *J*	50.6 *U*	151
ONON2A	SF0141	S347	8/4/2000		15 - 30	50.5 *U*	50.5 *U*	50.5 *U*	191 *J*	50.5 *U*	23.3 *J*	14.1 *J*	50.5 *U*	228
ONON2A	SF0142	S348	8/5/2000		0 - 15	50.5 *U*	50.5 *U*	50.5 *U*	134 *J*	50.5 *U*	50.5 *U*	13.6 *J*	50.5 *U*	148
ONON2A	SF0143	S348	8/5/2000		15 - 30	50.3 *U*	50.3 *U*	50.3 *U*	186 *J*	50.3 *U*	50.3 *U*	11.9 *J*	50.3 *U*	198
ONON2A	SF0144	S349	8/5/2000		0 - 15	50.2 *U*	50.2 *U*	50.2 *U*	180 *J*	50.2 *U*	50.2 *U*	239 *J*	50.2 *U*	419
ONON2A	SF0145	S349	8/5/2000		15 - 30	50.6 *U*	50.6 *U*	50.6 *U*	905 *J*	50.6 *U*	670 *J*	558 *J*	50.6 *U*	2,133
ONON2A	SF0146	S350	8/5/2000		0 - 15	51.9 *UJ*	51.9 *UJ*	51.9 *UJ*	247 *J*	51.9 *UJ*	160 *J*	96.9 *J*	51.9 *UJ*	504
ONON2A	SF0147	S350	8/5/2000		15 - 30	50.5 *U*	50.5 *U*	50.5 *U*	279 *J*	50.5 *U*	34.4 *J*	62.4 *J*	50.5 *U*	376
ONON2A	SF0149	S351	8/5/2000		0 - 15	55 *U*	55 *U*	55 *U*	548 *J*	55 *U*	292 *J*	376 *J*	55 *U*	1,216
ONON2A	SF0150	S351	8/5/2000		15 - 30	54.1 *U*	54.1 *U*	54.1 *U*	280 *J*	54.1 *U*	100 *J*	132 *J*	54.1 *U*	512
ONON2A	SF0173	S351	8/15/2000		0 - 2	53.3 *U*	53.3 *U*	53.3 *U*	161 *J*	53.3 *U*	69.1 *J*	57.6 *J*	53.3 *U*	288
ONON2A	SF0151	S352	8/10/2000		0 - 15	54.5 *UJ*	54.5 *UJ*	54.5 *UJ*	466 *J*	54.5 *UJ*	399 *J*	165 *J*	54.5 *UJ*	1,030
ONON2A	SF0152	S352	8/10/2000		15 - 30	54 *UJ*	54 *UJ*	54 *UJ*	448 *J*	54 *UJ*	221 *J*	292 *J*	54 *UJ*	961
ONON2A	SF0113	S353	7/27/2000		0 - 15	152 *U*	152 *U*	152 *U*	378 *J*	152 *U*	360 *J*	208 *J*	152 *U*	946
ONON2A	SF0114	S353	7/27/2000		15 - 30	52.5 *U*	52.5 *U*	52.5 *U*	77.9 *J*	52.5 *U*	80.9 *J*	64 *J*	52.5 *U*	223
ONON2A	SF0024	S366	8/15/2000		0 - 15	54.8 *U*	54.8 *U*	54.8 *U*	54.8 *U*	54.8 *U*	54.8 *U*	54.8 *U*	54.8 *U*	110 *U*
ONON2A	SF0025	S366	8/15/2000		15 - 30	52.2 *U*	52.2 *U*	52.2 *U*	52.2 *U*	52.2 *U*	52.2 *U*	52.2 *U*	52.2 *U*	104 *U*
ONON2A	SF0026	S367	8/15/2000		0 - 2	50.9 *U*	50.9 *U*	50.9 *U*	23.1 *J*	50.9 *U*	13.6 *J*	13.6 *J*	50.9 *U*	50
ONON2A	SF0027	S367	8/15/2000		2 - 15	53.9 *U*	53.9 *U*	53.9 *U*	53.9 *U*	53.9 *U*	53.9 *U*	44.3 *J*	53.9 *U*	71
ONON2A	SF0028	S367	8/15/2000		15 - 30	54.5 *U*	54.5 *U*	54.5 *U*	54.5 *U*	54.5 *U*	54.5 *U*	54.5 *U*	54.5 *U*	109 *U*
ONON2A	BC0009	S402	7/30/2000		0 - 2	206 *U*	206 *U*	206 *U*	269 *J*	206 *U*	206 *U*	206 *U*	206 *U*	372
ONON2A	BC0010	S402	7/30/2000		2 - 10	157 *U*	157 *U*	157 *U*	249 *J*	157 *U*	157 *U*	157 *U*	157 *U*	328
ONON2A	BC0013	S403	7/30/2000		0 - 2	104 *U*	104 *U*	104 *U*	136 *J*	104 *U*	29.1 *J*	104 *J*	104 *U*	269

Table A-3E. (cont.)

Survey	Sample Number	Survey Station	Date	Duplicates	Depth (cm)	Aroclor 1016 (µg/kg)	Aroclor 1221 (µg/kg)	Aroclor 1232 (µg/kg)	Aroclor 1242 (µg/kg)	Aroclor 1248 (µg/kg)	Aroclor 1254 (µg/kg)	Aroclor 1260 (µg/kg)	Aroclor 1268 (µg/kg)	Sum of PCBs (µg/kg)
ONON2A	BC0014	S403	7/30/2000		2 - 14	516 *U*	516 *U*	516 *U*	1,080 *J*	516 *U*	192 *J*	516 *U*	516 *U*	1,272
ONON2A	BC0015	S404	7/31/2000		0 - 2	516 *U*	516 *U*	516 *U*	963 *J*	516 *U*	252 *J*	309 *J*	516 *U*	1,524
ONON2A	BC0016	S404	7/31/2000		2 - 8	1,280 *U*	1,280 *U*	1,280 *U*	1,860 *J*	1,280 *U*	739 *J*	324 *J*	1,280 *U*	2,923
ONON2A	BC0019	S406	7/31/2000		0 - 2	205 *U*	205 *U*	205 *U*	1,040 *J*	205 *U*	88.4 *J*	110 *J*	205 *U*	1,238
ONON2A	BC0020	S406	7/31/2000		2 - 15	514 *U*	514 *U*	514 *U*	2,870 *J*	514 *U*	177 *J*	133 *J*	514 *U*	3,180
ONON2A	SF0170	S434	8/9/2000		0 - 15	50.2 *U*	50.2 *U*	50.2 *U*	21 *J*	50.2 *U*	13.3 *J*	50.2 *U*	50.2 *U*	34
ONON2A	SF0171	S434	8/9/2000		15 - 30	540 *U*	540 *U*	540 *U*	540 *U*	540 *U*	540 *U*	540 *U*	540 *U*	1,080 *U*
ONON2A	SF0172	S435	8/9/2000		0 - 5	53.8 *UJ*	53.8 *UJ*	53.8 *UJ*	67.2 *J*	53.8 *UJ*	49.1 *J*	15.8 *J*	53.8 *UJ*	132

Notes: *J* - estimated
U - not detected at reported quantitation limit
R - rejected datum

Table A-3F. Southern Basin Nearshore Sediments – PCDD/PCDF Data

Survey	Sample Number	Survey Station	Date	Duplicates	Depth (cm)	TEQ - Total [1] (ND=1/2) (ng/kg)	TEQ - Dioxins [1] (ND=1/2) (ng/kg)	TEQ - Furans [1] (ND=1/2) (ng/kg)	2,3,7,8-Tetrachloro-dibenzodioxin (ng/kg)	1,2,3,7,8-Pentachloro-dibenzodioxin (ng/kg)	1,2,3,4,7,8-Hexachloro-dibenzodioxin (ng/kg)	1,2,3,6,7,8-Hexachloro-dibenzodioxin (ng/kg)
ONON2A	VC0207	S311	7/20/2000		0 - 15	39.15	3.77	35.37	0.871 *J*	2.04 *J*	1.08 *J*	3.01 *J*
ONON2A	VC0208	S311	7/20/2000		15 - 30	714.55	12.80	701.75	3.07 *J*	8.13 *J*	1.76 *J*	5.6 *J*
ONON2A	SF0076	S316	8/10/2000		0 - 15	2.61	0.64	1.97	0.204 *J*	0.255 *J*	0.197 *J*	0.64 *J*
ONON2A	SF0077	S316	8/10/2000		15 - 30	0.24	0.12	0.12	0.10 *U*	0.10 *U*	0.10 *U*	0.10 *U*
ONON2A	SF0088	S322	8/10/2000		0 - 15	78.25	60.22	18.03	10.7	19.8	8.32	85.6
ONON2A	SF0089	S322	8/10/2000		15 - 30	84.64	64.88	19.76	11.8	20.6	8.89	97.8
ONON2A	SF0134	S333	8/2/2000		0 - 15	5.52	1.41	4.11	0.223 *J*	0.771 *J*	0.556 *J*	1.42 *J*
ONON2A	SF0135	S333	8/2/2000		15 - 30	1.92	0.33	1.58	0.15 *U*	0.166 *J*	0.10 *U*	0.435 *J*
ONON2A	SF0115	S335	8/2/2000		0 - 15	68.69	9.55	59.14	1.95	5.11	2.22 *J*	8.22
ONON2A	SF0116	S335	8/2/2000		15 - 30	99.63	9.26	90.37	1.92	5.31	2.53	6.48
ONON2A	SF0117	S336	8/3/2000		0 - 15	6.35	2.33	4.01	0.399 *J*	0.863 *J*	1.08 *J*	3.07
ONON2A	SF0118	S336	8/3/2000		15 - 30	91.60	64.41	27.19	9.99	26.4	20.7	93.7
ONON2A	SF0136	S345	8/4/2000		0 - 15	25.11	3.52	21.59	0.687 *J*	2.08	0.76 *J*	4.07
ONON2A	SF0137	S345	8/4/2000		15 - 30	55.56	7.04	48.53	1.53	4.21 *J*	1.19 *J*	5.24
ONON2A	SF0138	S346	8/4/2000		0 - 15	164.54	6.83	157.71	1.1	4.12 *J*	2.84	5.89
ONON2A	SF0139	S346	8/4/2000		15 - 30	254.71	13.27	241.44	1.55 *J*	8.77	3.78	11.6 *J*
ONON2A	SF0140	S347	8/4/2000		0 - 15	109.59	8.94	100.65	1.78 *J*	5.45	2.56	5.31 *J*
ONON2A	SF0141	S347	8/4/2000		15 - 30	102.98	10.04	92.93	2.9	5.51	3.57 *J*	4.44

Table A-3F. (cont.)

Survey	Sample Number	Survey Station	Date	Duplicates	Depth (cm)	1,2,3,7,8,9-Hexachloro-dibenzodioxin (ng/kg)	1,2,3,4,6,7,8-Heptachloro-dibenzodioxin (ng/kg)	Octachloro-dibenzodioxin (ng/kg)	Total tetrachloro-dibenzodioxins (ng/kg)	Total pentachloro-dibenzodioxins (ng/kg)	Total hexachloro-dibenzodioxins (ng/kg)	Total heptachloro-dibenzodioxins (ng/kg)
ONON2A	VC0207	S311	7/20/2000		0 - 15	2.71 *J*	17.4 *J*	75.7 *J*	26.7 *J*	16.6 *J*	20 *J*	31.9 *J*
ONON2A	VC0208	S311	7/20/2000		15 - 30	4.97 *J*	35.4 *J*	166 *J*	33.8 *J*	30.2 *J*	35.7 *J*	66.3 *J*
ONON2A	SF0076	S316	8/10/2000		0 - 15	0.463 *J*	4.44	19.7	5.92	1.16	3.66	7.74
ONON2A	SF0077	S316	8/10/2000		15 - 30	0.10 *U*	0.18 *U*	0.54 *U*	0.355 *J*	0.10 *U*	0.194 *J*	0.10 *U*
ONON2A	SF0088	S322	8/10/2000		0 - 15	51	1,430	9,260	85.2	154	942	3,630
ONON2A	SF0089	S322	8/10/2000		15 - 30	56	1,500	12,100	97.6	156	1,020	3,780
ONON2A	SF0134	S333	8/2/2000		0 - 15	1.06 *J*	10.3	47	22.7	9.97	12.4	19.7
ONON2A	SF0135	S333	8/2/2000		15 - 30	0.317 *J*	2.3 *U*	8.06	6.99	3.87	3.43	4.05
ONON2A	SF0115	S335	8/2/2000		0 - 15	6.82	73.9	261	49.1	29.7	59.1	138
ONON2A	SF0116	S335	8/2/2000		15 - 30	6.16	49.7	133	59.5	43.9	48.7	88.6
ONON2A	SF0117	S336	8/3/2000		0 - 15	2.62 *J*	37.5	198	5.11	4.79	22	70.8
ONON2A	SF0118	S336	8/3/2000		15 - 30	74.4	884	2,980	130	225	737	1,690
ONON2A	SF0136	S345	8/4/2000		0 - 15	0.674 *J*	20	45.9	6.5	3.25	22.2	38.6
ONON2A	SF0137	S345	8/4/2000		15 - 30	4.88	16.2	49.6	4.71	3.31	30.2	26.4
ONON2A	SF0138	S346	8/4/2000		0 - 15	5.55	18.2	38.7 *J*	34.6	25.8	41	32
ONON2A	SF0139	S346	8/4/2000		15 - 30	11.1 *J*	29.7	45	12.7	17.4	25.7	42.4
ONON2A	SF0140	S347	8/4/2000		0 - 15	6.62 *J*	25	136	39.4	13.9	21.6	40.5
ONON2A	SF0141	S347	8/4/2000		15 - 30	5.4	28.3	101	17.7	12.2	20.9	42.9

Table A-3F. (cont.)

Survey	Sample Number	Survey Station	Date	Duplicates	Depth (cm)	2,3,7,8-Tetrachloro-dibenzofuran (ng/kg)	1,2,3,7,8-Pentachloro-dibenzofuran (ng/kg)	2,3,4,7,8-Pentachloro-dibenzofuran (ng/kg)	1,2,3,4,7,8-Hexachloro-dibenzofuran (ng/kg)	1,2,3,6,7,8-Hexachloro-dibenzofuran (ng/kg)	1,2,3,7,8,9-Hexachloro-dibenzofuran (ng/kg)	2,3,4,6,7,8-Hexachloro-dibenzofuran (ng/kg)
ONON2A	VC0207	S311	7/20/2000		0 - 15	51.4 *J*	13.6 *J*	54.1 *J*	16.1 *J*	4.03 *J*	0.6 *J*	2.03 *J*
ONON2A	VC0208	S311	7/20/2000		15 - 30	1,050 *J*	130 *J*	1,150 *J*	107 *J*	20.5 *J*	3.68 *J*	9.49 *J*
ONON2A	SF0076	S316	8/10/2000		0 - 15	2.33	1.23	2.51	2.12	0.972 *J*	0.14 *U*	0.463 *J*
ONON2A	SF0077	S316	8/10/2000		15 - 30	0.108 *J*	0.136 *J*	0.133 *J*	0.17 *U*	0.109 *J*	0.10 *U*	0.10 *U*
ONON2A	SF0088	S322	8/10/2000		0 - 15	26.1	10.5	16.5	22.4	9.99	1.1 *U*	7.68
ONON2A	SF0089	S322	8/10/2000		15 - 30	27	9.5	17.9	26.2	11	1.1 *U*	8.17
ONON2A	SF0134	S333	8/2/2000		0 - 15	6.98	2.11	5.08	4.18	1.62 *J*	0.331 *J*	0.972 *J*
ONON2A	SF0135	S333	8/2/2000		15 - 30	3.11	1.23	1.73	1.86 *J*	0.739 *J*	0.101 *J*	0.553 *J*
ONON2A	SF0115	S335	8/2/2000		0 - 15	97.5	30.7	80.6	49.9	11.1	2.6	5.36
ONON2A	SF0116	S335	8/2/2000		15 - 30	139	43.5	128	67.6	16.1	3.9	6.72
ONON2A	SF0117	S336	8/3/2000		0 - 15	10	3.24	3.72	4.8	1.46 *J*	0.326 *J*	1.41 *J*
ONON2A	SF0118	S336	8/3/2000		15 - 30	57.3	20.4	19.9	32.6	11.6	1.51 *J*	11.5
ONON2A	SF0136	S345	8/4/2000		0 - 15	35.5	10.4	29.6	17.8	4.05	0.991 *J*	2.26
ONON2A	SF0137	S345	8/4/2000		15 - 30	86.6	32	57.8	72.5	10.4	1.69 *J*	3.3
ONON2A	SF0138	S346	8/4/2000		0 - 15	268	67.7	231	78.6	18.5	7.44	7.91
ONON2A	SF0139	S346	8/4/2000		15 - 30	270	72.6	368	193	32.1	8.36	17.3
ONON2A	SF0140	S347	8/4/2000		0 - 15	196	36.2	141	65.5	9.01	2.28 *J*	3.78 *J*
ONON2A	SF0141	S347	8/4/2000		15 - 30	232	37.7	109	99.1	13.1	3.48 *J*	5.15

Table A-3F. (cont.)

Survey	Sample Number	Survey Station	Date	Duplicates	Depth (cm)	1,2,3,4,6,7,8-Heptachloro-dibenzofuran (ng/kg)	1,2,3,4,7,8,9-Heptachloro-dibenzofuran (ng/kg)	Octachloro-dibenzofuran (ng/kg)	Total tetrachloro-dibenzofurans (ng/kg)	Total pentachloro-dibenzofurans (ng/kg)	Total hexachloro-dibenzofurans (ng/kg)	Total heptachloro-dibenzofurans (ng/kg)
ONON2A	VC0207	S311	7/20/2000		0 - 15	18.4 *J*	4.08 *J*	36.6 *J*	659 *J*	211 *J*	46.5 *J*	22.6 *J*
ONON2A	VC0208	S311	7/20/2000		15 - 30	84.5 *J*	31 *J*	268 *J*	9,990 *J*	3,140 *J*	299 *J*	173 *J*
ONON2A	SF0076	S316	8/10/2000		0 - 15	4.79	1.23 *J*	6.61	20.2	13.3	7.69	9.3
ONON2A	SF0077	S316	8/10/2000		15 - 30	0.528 *J*	0.10 *U*	0.29 *U*	0.805	0.752	0.648 *J*	0.10 *U*
ONON2A	SF0088	S322	8/10/2000		0 - 15	240	12.7	604	319	277	369	820
ONON2A	SF0089	S322	8/10/2000		15 - 30	284	13.5	699	338	328	428	951
ONON2A	SF0134	S333	8/2/2000		0 - 15	7.8 *U*	1.68 *J*	21.6	97.5	32.6	17.2	15.8
ONON2A	SF0135	S333	8/2/2000		15 - 30	3.0 *U*	0.59 *J*	4.95	57.5	13.2	5.4	4.7
ONON2A	SF0115	S335	8/2/2000		0 - 15	47.5	16.8	179	58.9	349	155	110
ONON2A	SF0116	S335	8/2/2000		15 - 30	57.2	26.4	262	892	520	206	126
ONON2A	SF0117	S336	8/3/2000		0 - 15	17	1.71 *J*	25.3	54	21.2	29.6	43.4
ONON2A	SF0118	S336	8/3/2000		15 - 30	453	18.6	549	336	226	619	1,350
ONON2A	SF0136	S345	8/4/2000		0 - 15	14.3	6.13	46.4	403	143	48.1	32.9
ONON2A	SF0137	S345	8/4/2000		15 - 30	33.3	23.1	140	655	271	115	79.4
ONON2A	SF0138	S346	8/4/2000		0 - 15	47.1	28.8	214	1,400	758	209	108
ONON2A	SF0139	S346	8/4/2000		15 - 30	99.8	68.1	526	1,770	1,250	454	260
ONON2A	SF0140	S347	8/4/2000		0 - 15	37.1	27.9	325	1,330	459	126	97.6
ONON2A	SF0141	S347	8/4/2000		15 - 30	66.2	52.9	729	1,010	400	210	181

Notes: [1] Calculated using WHO TEFs
J - estimated
U - not detected at reported quantitation limit

Table A-4A. Northern Basin Wetland SYW-6 Sediment Sample Data (All Parameters)

	Survey:	ONON2A	ONON2A	ONON2A	ONON2A	ONON2A	ONON2A
	Sample Number:	WS0001	WS0002	WS0003	WS0004	WS0005	WS0006
	Station ID:	S375	S375	S376	S376	S377	S377
	Duplicates:						
	Date:	8/12/2000	8/12/2000	8/12/2000	8/12/2000	8/12/2000	8/12/2000
	Depth (cm):	0 - 15	15 - 30	0 - 15	15 - 30	0 - 15	15 - 30
Chemical	**Units**						
Inorganics							
Aluminum	mg/kg	7,840	9,450	6,540	4,330	3,950	2,460
Antimony	mg/kg	0.86 *U*	0.74	0.54 *U*	0.41 *U*	0.58	0.35 *U*
Arsenic	mg/kg	3.5	2.3	4.0	2.2	2.7	1.3
Barium	mg/kg	122	115	176	125	114	110
Beryllium	mg/kg	0.63	0.6	0.44	0.31	0.33	0.21
Cadmium	mg/kg	14.3	2.9	1.9	1.8	2.9	0.31
Calcium	mg/kg	99,000	96,800	198,000	189,000	264,000	315,000
Chromium	mg/kg	154	33.4	41.1	27.4	47.9	6.2
Cobalt	mg/kg	3.9	3	5.6	2.3	2.0	1.1
Copper	mg/kg	120	58.3	66.8	51.8	38.3	8.0
Cyanide	mg/kg	2.3 *U*	1.6 *U*	5.4	1.1 *U*	1.3 *U*	0.91 *U*
Iron	mg/kg	11,100	9,370	14,300	6,880	6,420	3,250
Lead	mg/kg	175	162	81.3	41.1	48.6	12
Magnesium	mg/kg	6,780	3,790	14,200	4,320	4,250	2,840
Manganese	mg/kg	230	152	218	120	234	263
Mercury	mg/kg	3.9 *J*	1 *J*	0.45 *J*	0.4 *J*	0.88 *J*	0.07 *J*
Nickel	mg/kg	64.3	42.6	29.8	22.8	26.2	7
Potassium	mg/kg	1,740	1,640	1,290	702	793	349
Selenium	mg/kg	2.5	1.8	1.0 *U*	0.8 *U*	0.93 *U*	0.67 *U*
Silver	mg/kg	1.4	0.26	0.23	0.20	0.30	0.14 *U*
Sodium	mg/kg	3,120 *J*	2,420 *J*	1,640 *J*	1,580 *J*	1,470 *J*	1,110 *J*
Thallium	mg/kg	2.2 *U*	1.6 *U*	1.4 *U*	1.1 *U*	1.2 *U*	1.3
Vanadium	mg/kg	22.3	19.6	17.2	9.9	10.1	4.5
Zinc	mg/kg	353 *J*	175 *J*	510 *J*	198 *J*	128 *J*	52.2 *J*
Semivolatile Organic Compounds							
1,2,4-Trichlorobenzene	µg/kg	130 *U*	110 *U*	74 *U*	87 *U*	87 *U*	62 *U*
1,2-Dichlorobenzene	µg/kg	130 *U*	110 *U*	74 *U*	87 *U*	87 *U*	62 *U*
1,3-Dichlorobenzene	µg/kg	130 *U*	110 *U*	74 *U*	87 *U*	87 *U*	62 *U*
1,4-Dichlorobenzene	µg/kg	130 *U*	110 *U*	74 *U*	87 *U*	87 *U*	62 *U*
2,2'-Oxybis(1-chloropropane)	µg/kg	130 *U*	110 *U*	74 *U*	87 *U*	87 *U*	62 *U*

Table A-4A. (cont.)

	Survey:	ONON2A	ONON2A	ONON2A	ONON2A	ONON2A	ONON2A
	Sample Number:	WS0001	WS0002	WS0003	WS0004	WS0005	WS0006
	Station ID:	S375	S375	S376	S376	S377	S377
	Duplicates:						
	Date:	8/12/2000	8/12/2000	8/12/2000	8/12/2000	8/12/2000	8/12/2000
	Depth (cm):	0 - 15	15 - 30	0 - 15	15 - 30	0 - 15	15 - 30
Chemical	**Units**						
2,4,5-Trichlorophenol	µg/kg	670 *U*	550 *U*	380 *U*	450 *U*	450 *U*	320 *U*
2,4,6-Trichlorophenol	µg/kg	670 *U*	550 *U*	380 *U*	450 *U*	450 *U*	320 *U*
2,4-Dichlorophenol	µg/kg	670 *U*	550 *U*	380 *U*	450 *U*	450 *U*	320 *U*
2,4-Dimethylphenol	µg/kg	670 *U*	550 *U*	380 *U*	450 *U*	450 *U*	320 *U*
2,4-Dinitrophenol	µg/kg	3,400 *UJ*	2,700 *UJ*	1,900 *UJ*	2,200 *UJ*	2,200 *UJ*	1,600 *UJ*
2,4-Dinitrotoluene	µg/kg	670 *U*	550 *U*	380 *U*	450 *U*	450 *U*	320 *U*
2,6-Dinitrotoluene	µg/kg	670 *U*	550 *U*	380 *U*	450 *U*	450 *U*	320 *U*
2-Chloronaphthalene	µg/kg	130 *U*	110 *U*	74 *U*	87 *U*	87 *U*	62 *U*
2-Chlorophenol	µg/kg	130 *U*	110 *U*	74 *U*	87 *U*	87 *U*	62 *U*
2-Methyl-4,6-dinitrophenol	µg/kg	3,400 *U*	2,700 *U*	1,900 *U*	2,200 *U*	2,200 *U*	1,600 *U*
2-Methylnaphthalene	µg/kg	130 *U*	110 *U*	74 *U*	87 *U*	87 *U*	62 *U*
2-Methylphenol	µg/kg	130 *U*	110 *U*	74 *U*	87 *U*	87 *U*	62 *U*
4-Methylphenol	µg/kg	130 *U*	110 *U*	74 *U*	87 *U*	87 *U*	62 *U*
2-Nitroaniline	µg/kg	260 *U*	220 *U*	150 *U*	180 *U*	180 *U*	130 *U*
3-Nitroaniline	µg/kg	3,400 *U*	2,700 *U*	1,900 *U*	2,200 *U*	2,200 *U*	1,600 *U*
4-Nitroaniline	µg/kg	3,400 *U*	2,700 *U*	1,900 *U*	2,200 *U*	2,200 *U*	1,600 *U*
2-Nitrophenol	µg/kg	670 *U*	550 *U*	380 *U*	450 *U*	450 *U*	320 *U*
4-Nitrophenol	µg/kg	3,400 *U*	2,700 *U*	1,900 *U*	2,200 *U*	2,200 *U*	1,600 *U*
3,3-Dichlorobenzidine	µg/kg	130 *UJ*	110 *UJ*	74 *UJ*	87 *UJ*	87 *UJ*	62 *UJ*
4-Bromophenyl-phenyl ether	µg/kg	130 *U*	110 *U*	74 *U*	87 *U*	87 *U*	62 *U*
4-Chloro-3-methylphenol	µg/kg	670 *U*	550 *U*	380 *U*	450 *U*	450 *U*	320 *U*
4-Chloroaniline	µg/kg	130 *UJ*	110 *UJ*	74 *UJ*	87 *UJ*	87 *UJ*	62 *UJ*
4-Chlorophenyl-phenyl ether	µg/kg	130 *U*	110 *U*	74 *U*	87 *U*	87 *U*	62 *U*
Acenaphthene	µg/kg	130 *U*	110 *U*	74 *U*	87 *U*	87 *U*	62 *U*
Acenaphthylene	µg/kg	130 *U*	110 *U*	74 *U*	87 *U*	87 *U*	62 *U*
Anthracene	µg/kg	130 *U*	110 *U*	74 *U*	87 *U*	87 *U*	62 *U*
Benz(a)anthracene	µg/kg	220	180	130	89	130	62 *U*
Benzo(a)pyrene	µg/kg	250	180	160	91	140	62 *U*
Benzo(b)fluoranthene	µg/kg	190	150	180	87 *U*	110	62 *U*
Benzo(g,h,i)perylene	µg/kg	210	130	170	87 *U*	110	62 *U*
Benzo(k)fluoranthene	µg/kg	170	170	150	87 *U*	120	62 *U*
Benzyl alcohol	µg/kg	670 *U*	550 *U*	380 *U*	450 *U*	450 *U*	320 *U*

Table A-4A. (cont.)

	Survey:	ONON2A	ONON2A	ONON2A	ONON2A	ONON2A	ONON2A
	Sample Number:	WS0001	WS0002	WS0003	WS0004	WS0005	WS0006
	Station ID:	S375	S375	S376	S376	S377	S377
	Duplicates:						
	Date:	8/12/2000	8/12/2000	8/12/2000	8/12/2000	8/12/2000	8/12/2000
	Depth (cm):	0 - 15	15 - 30	0 - 15	15 - 30	0 - 15	15 - 30
Chemical	**Units**						
Bis(2-chloroethoxy)methane	µg/kg	130 *U*	110 *U*	74 *U*	87 *U*	87 *U*	62 *U*
Bis(2-chloroethyl)ether	µg/kg	130 *U*	110 *U*	74 *U*	87 *U*	87 *U*	62 *U*
Bis(2-ethylhexyl)phthalate	µg/kg	180 *U*	160 *U*	220 *U*	120 *U*	87 *U*	62 *U*
Butylbenzylphthalate	µg/kg	130 *U*	110 *U*	74 *U*	87 *U*	87 *U*	62 *U*
Carbazole	µg/kg	130 *U*	110 *U*	74 *U*	87 *U*	87 *U*	62 *U*
Chrysene	µg/kg	280	220	180	110	150	62 *U*
Dibenz(a,h)anthracene	µg/kg	130 *U*	110 *U*	74 *U*	87 *U*	87 *U*	62 *U*
Dibenzofuran	µg/kg	130 *U*	110 *U*	74 *U*	87 *U*	87 *U*	62 *U*
Diethylphthalate	µg/kg	130 *U*	110 *U*	74 *U*	87 *U*	87 *U*	62 *U*
Dimethylphthalate	µg/kg	130 *U*	110 *U*	74 *U*	87 *U*	87 *U*	62 *U*
Di-n-butylphthalate	µg/kg	130 *U*	110 *U*	74 *U*	87 *U*	87 *U*	62 *U*
Di-n-octylphthalate	µg/kg	130 *U*	110 *U*	74 *U*	87 *U*	87 *U*	62 *U*
Fluoranthene	µg/kg	420	330	240	140	250	62 *U*
Fluorene	µg/kg	130 *U*	110 *U*	74 *U*	87 *U*	87 *U*	62 *U*
Hexachlorobenzene (GC/ECD)	µg/kg	*R*	1.08 *U*	*R*	*R*	1.07 *U*	1.07 *U*
Hexachlorobenzene (GC/MS)	µg/kg	130 *U*	110 *U*	74 *U*	87 *U*	87 *U*	62 *U*
Final HCB Value	µg/kg	130 *U*	1.08 *U*	74 *U*	87 *U*	1.07 *U*	1.07 *U*
Hexachlorobutadiene	µg/kg	130 *U*	110 *U*	74 *U*	87 *U*	87 *U*	62 *U*
Hexachlorocyclopentadiene	µg/kg	670 *UJ*	550 *UJ*	380 *UJ*	450 *UJ*	450 *UJ*	320 *U*
Hexachloroethane	µg/kg	130 *U*	110 *U*	74 *U*	87 *U*	87 *U*	62 *U*
Indeno(1,2,3-cd)pyrene	µg/kg	170	120	120	87 *U*	90	62 *U*
Isophorone	µg/kg	130 *U*	110 *U*	74 *U*	87 *U*	87 *U*	62 *U*
Naphthalene	µg/kg	130 *U*	110 *U*	74 *U*	87 *U*	87 *U*	62 *U*
Nitrobenzene	µg/kg	130 *U*	110 *U*	74 *U*	87 *U*	87 *U*	62 *U*
N-Nitrosodimethylamine	µg/kg	670 *U*	550 *U*	380 *U*	450 *U*	450 *U*	320 *U*
N-nitroso-di-n-propylamine	µg/kg	130 *U*	110 *U*	74 *U*	87 *U*	87 *U*	62 *U*
N-Nitrosodiphenylamine	µg/kg	130 *U*	110 *U*	74 *U*	87 *U*	87 *U*	62 *U*
Pentachlorophenol	µg/kg	3,400 *U*	2,700 *U*	1,900 *U*	2,200 *U*	2,200 *U*	1,600 *U*
Phenanthrene	µg/kg	210	230	110	87 *U*	180	62 *U*
Phenol	µg/kg	130 *U*	110 *U*	74 *U*	87 *U*	87 *U*	62 *U*
Pyrene	µg/kg	450	390	260	190	250	62 *U*

Table A-4A. (cont.)

	Survey:	ONON2A	ONON2A	ONON2A	ONON2A	ONON2A	ONON2A
	Sample Number:	WS0001	WS0002	WS0003	WS0004	WS0005	WS0006
	Station ID:	S375	S375	S376	S376	S377	S377
	Duplicates:						
	Date:	8/12/2000	8/12/2000	8/12/2000	8/12/2000	8/12/2000	8/12/2000
	Depth (cm):	0 - 15	15 - 30	0 - 15	15 - 30	0 - 15	15 - 30
Chemical	**Units**						
Pesticides							
4,4'-DDD	µg/kg	1.08 *UJ*	1.08 *UJ*	*R*	1.06 *UJ*	1.07 *UJ*	1.07 *UJ*
4,4'-DDE	µg/kg	1.08 *UJ*	1.08 *UJ*	1.08 *UJ*	1.06 *UJ*	1.07 *UJ*	1.07 *UJ*
4,4'-DDT	µg/kg	1.72 *J*	1.45 *J*	2.32 *J*	2.24 *J*	1.45 *J*	1.07 *UJ*
Aldrin	µg/kg	1.08 *U*	1.08 *U*	1.08 *UJ*	1.06 *U*	1.07 *U*	1.07 *U*
alpha-BHC	µg/kg	1.08 *UJ*	1.08 *UJ*	1.08 *UJ*	1.06 *UJ*	1.07 *UJ*	1.07 *UJ*
beta-BHC	µg/kg	1.08 *UJ*	1.08 *UJ*	*R*	1.06 *UJ*	1.07 *UJ*	1.07 *UJ*
delta-BHC	µg/kg	*R*	*R*	*R*	*R*	*R*	*R*
gamma-BHC (Lindane)	µg/kg	1.08 *UJ*	1.08 *UJ*	*R*	1.06 *UJ*	1.07 *UJ*	1.07 *UJ*
Dieldrin	µg/kg	1.08 *UJ*	1.08 *UJ*	1.08 *UJ*	1.06 *UJ*	1.07 *UJ*	1.07 *UJ*
Endosulfan I	µg/kg	1.08 *UJ*	1.08 *UJ*	1.08 *UJ*	1.06 *UJ*	1.07 *UJ*	1.07 *UJ*
Endosulfan II	µg/kg	1.08 *UJ*	1.08 *UJ*	*R*	1.06 *UJ*	1.07 *UJ*	1.07 *UJ*
Endosulfan sulfate	µg/kg	*R*	*R*	*R*	*R*	*R*	*R*
Endrin aldehyde	µg/kg	1.08 *UJ*	1.08 *UJ*	1.08 *UJ*	1.06 *UJ*	1.07 *UJ*	1.07 *UJ*
Endrin ketone	µg/kg	1.08 *UJ*	1.08 *UJ*	1.08 *UJ*	1.06 *UJ*	1.07 *UJ*	1.07 *UJ*
Endrin	µg/kg	1.08 *UJ*	1.08 *UJ*	1.08 *UJ*	1.06 *UJ*	1.07 *UJ*	1.07 *UJ*
Heptachlor epoxide	µg/kg	1.08 *UJ*	1.08 *UJ*	1.08 *UJ*	1.06 *UJ*	1.07 *UJ*	1.07 *UJ*
Heptachlor	µg/kg	1.08 *U*	1.08 *U*	1.08 *UJ*	1.06 *U*	1.07 *U*	1.07 *U*
Methoxychlor	µg/kg	1.08 *UJ*	1.08 *UJ*	1.08 *UJ*	1.06 *UJ*	1.07 *UJ*	1.07 *UJ*
Toxaphene	µg/kg	108 *UJ*	108 *UJ*	108 *UJ*	106 *UJ*	107 *UJ*	107 *UJ*
alpha (cis)-Chlordane	µg/kg	1.08 *UJ*	1.08 *UJ*	1.08 *UJ*	1.06 *UJ*	1.07 *UJ*	1.07 *UJ*
gamma (trans)-Chlordane	µg/kg	1.08 *UJ*	1.08 *UJ*	1.08 *UJ*	1.06 *UJ*	1.07 *UJ*	1.07 *UJ*
Total chlordane[1]	µg/kg	1.08 *UJ*	1.08 *UJ*	1.08 *UJ*	1.06 *UJ*	1.07 *UJ*	1.07 *UJ*
PCBs							
Aroclor 1016	µg/kg	53.8 *U*	54.2 *U*	54 *U*	53.1 *U*	53.5 *U*	53.5 *U*
Aroclor 1221	µg/kg	53.8 *U*	54.2 *U*	54 *U*	53.1 *U*	53.5 *U*	53.5 *U*
Aroclor 1232	µg/kg	53.8 *U*	54.2 *U*	54 *U*	53.1 *U*	53.5 *U*	53.5 *U*
Aroclor 1242	µg/kg	53.8 *U*	54.2 *U*	54 *U*	53.1 *U*	53.5 *U*	53.5 *U*
Aroclor 1248	µg/kg	53.8 *U*	54.2 *U*	54 *U*	53.1 *U*	53.5 *U*	53.5 *U*
Aroclor 1254	µg/kg	35.5 *J*	54.2 *U*	28 *J*	37.7 *J*	16.5 *J*	53.5 *U*
Aroclor 1260	µg/kg	25.5 *J*	54.2 *U*	54 *U*	22.8 *J*	11.7 *J*	53.5 *U*

Table A-4A. (cont.)

	Survey:	ONON2A	ONON2A	ONON2A	ONON2A	ONON2A	ONON2A
	Sample Number:	WS0001	WS0002	WS0003	WS0004	WS0005	WS0006
	Station ID:	S375	S375	S376	S376	S377	S377
	Duplicates:						
	Date:	8/12/2000	8/12/2000	8/12/2000	8/12/2000	8/12/2000	8/12/2000
	Depth (cm):	0 - 15	15 - 30	0 - 15	15 - 30	0 - 15	15 - 30
Chemical	**Units**						
Aroclor 1268	µg/kg	53.8 *U*	54.2 *U*	54 *U*	53.1 *U*	53.5 *U*	53.5 *U*
Sum of PCBs	µg/kg	61	108.4 *U*	55	60.5	28.2	107 *U*
PCDD/PCDFs							
2,3,7,8-Tetrachlorodibenzodioxin	ng/kg	2.26	0.221 *J*	0.806 *J*	0.659 *J*	0.625 *J*	0.1 *U*
1,2,3,7,8-Pentachlorodibenzodioxin	ng/kg	4.75	0.553 *J*	1.89 *J*	1.47 *J*	1.37	0.1 *U*
1,2,3,4,7,8-Hexachlorodibenzodioxin	ng/kg	3.66 *J*	0.545 *J*	1.78 *J*	1.27 *J*	1.13 *J*	0.1 *U*
1,2,3,6,7,8-Hexachlorodibenzodioxin	ng/kg	13	1.11 *J*	5.68	4.1	4.15	0.12 *J*
1,2,3,7,8,9-Hexachlorodibenzodioxin	ng/kg	10.3	1.14 *J*	4.88	3.37 *J*	3.52	0.142 *J*
1,2,3,4,6,7,8-Heptachlorodibenzodioxin	ng/kg	159	10.8	84.5	56.9	54.1	1.24 *J*
Octachlorodibenzodioxin	ng/kg	984	43.1	510	285	331	5.28 *J*
Total tetrachlorodibenzodioxins	ng/kg	38.4	8.36	18	10.8	12.4	0.73 *J*
Total pentachlorodibenzodioxins	ng/kg	24.1	6.16	9.28	8.91	10.4	0.485 *J*
Total hexachlorodibenzodioxins	ng/kg	125	13.1	47.4	34.3	38.2	1.17 *J*
Total heptachlorodibenzodioxins	ng/kg	303	20.5	161	107	103	2.15 *J*
2,3,7,8-Tetrachlorodibenzofuran	ng/kg	13.8	3.42	3.75	3.71	4.97	0.242 *J*
1,2,3,7,8-Pentachlorodibenzofuran	ng/kg	5.17 *J*	1.49	1.49	1.04 *J*	1.8	0.156 *J*
2,3,4,7,8-Pentachlorodibenzofuran	ng/kg	8.41	1.98	2.54	1.53	2.59	0.15 *J*
1,2,3,4,7,8-Hexachlorodibenzofuran	ng/kg	7.65	1.8 *J*	2.67	1.92 *J*	2.66	0.232 *J*
1,2,3,6,7,8-Hexachlorodibenzofuran	ng/kg	4.73 *J*	1.41 *J*	1.72 *J*	1.28 *J*	1.6 *J*	0.135 *J*
1,2,3,7,8,9-Hexachlorodibenzofuran	ng/kg	1.5 *U*	0.2 *U*	0.43 *U*	0.32 *U*	0.46 *U*	0.1 *U*
2,3,4,6,7,8-Hexachlorodibenzofuran	ng/kg	5.83	1.68 *J*	2.33 *J*	1.62 *J*	1.86 *J*	0.12 *J*
1,2,3,4,6,7,8-Heptachlorodibenzofuran	ng/kg	64.3	10.7	21.2	15.3	19.3	0.914 *J*
1,2,3,4,7,8,9-Heptachlorodibenzofuran	ng/kg	3.02 *J*	0.395 *J*	1.55 *J*	0.929 *J*	1.12 *J*	0.11 *J*
Octachlorodibenzofuran	ng/kg	96.5	7.69	37	21.6	24.7	0.905 *J*
Total tetrachlorodibenzofurans	ng/kg	186	44.3	48.8	41.2	54.9	2.5
Total pentachlorodibenzofurans	ng/kg	121	26	23.4	20	35.5	1.23
Total hexachlorodibenzofurans	ng/kg	89.5	19	33	22.6	26.4	1.25 *J*
Total heptachlorodibenzofurans	ng/kg	126	16	46.4	29.3	38	0.83 *J*
TEQ - Dioxins (ND=1/2)	ng/kg	11.39	1.17	4.83	3.60	3.45	0.14
TEQ - Furans (ND=1/2)	ng/kg	8.42	2.02	2.64	1.85	2.72	0.17
TEQ - Total [2] (ND=1/2)	ng/kg	19.82	3.18	7.47	5.45	6.17	0.32

Table A-4A. (cont.)

	Survey:	ONON2A		ONON2A		NYSDEC-2002[3]		NYSDEC-2002[1]		NYSDEC-2002[3]		NYSDEC-2002[3]	
	Sample Number:	WS0007		WS0008		SYW6-10015		SYW6-11530		SYW6-20015		SYW6-21530	
	Station ID:	S378		S378		W6__1		W6__1		W6__2		W6__2	
	Duplicates:												
	Date:	8/12/2000		8/12/2000		05/09/02		05/09/02		05/09/02		05/09/02	
	Depth (cm):	0 - 15		15 - 30		0-15		15-30		0-15		15-30	
Chemical	**Units**												
Inorganics													
Aluminum	mg/kg	4,250		5,410		1,780		3,720		7,700	*J*	13,700	*J*
Antimony	mg/kg	0.68	*U*	0.55	*U*	0.8	*J*	0.26	*J*	0.19	*UJ*	0.54	*J*
Arsenic	mg/kg	1.8		3.2		0.86		2.3		5.9	*J*	7.7	*J*
Barium	mg/kg	129		131		107		129		133	*J*	224	*J*
Beryllium	mg/kg	0.32		0.37		0.11		0.22		0.49	*J*	0.88	*J*
Cadmium	mg/kg	0.66		1.1		2		1.8		2.5	*J*	4.6	*J*
Calcium	mg/kg	331,000		298,000		275,000		288,000		38,500	*J*	37,600	*J*
Chromium	mg/kg	15.9		21.4		30.9		24		34	*J*	86	*J*
Cobalt	mg/kg	3.0		2.9		1.8	*J*	2.2	*J*	6.7	*J*	7.1	*J*
Copper	mg/kg	19.3		23.6		18.4		21.8		45.1	*J*	122	*J*
Cyanide	mg/kg	1.8	*U*	1.5	*U*								
Iron	mg/kg	9,430		9,860		3,420	*J*	5,270	*J*	24,000	*J*	32,400	*J*
Lead	mg/kg	18.3		26.2		58.2	*J*	89.9	*J*	75	*J*	164	*J*
Magnesium	mg/kg	4,750		4,600		2,950	*J*	3,290	*J*	13,000	*J*	9,580	*J*
Manganese	mg/kg	242		230		280	*J*	301	*J*	406	*J*	434	*J*
Mercury	mg/kg	0.23	*J*	0.083	*UJ*	1		1.5		0.39	*J*	0.63	*J*
Nickel	mg/kg	15.9		17.8		15.4		20.7		37.9	*J*	75	*J*
Potassium	mg/kg	687		914		372	*J*	220	*J*	734	*J*	800	*J*
Selenium	mg/kg	1.3	*U*	1.1	*U*	0.22	*U*	0.24	*U*	1	*J*	0.68	*J*
Silver	mg/kg	0.27	*U*	0.22	*U*	0.3		0.27		0.67	*J*	0.88	*J*
Sodium	mg/kg	2,260	*J*	1,950	*J*	964	*J*	532	*J*	1,120	*J*	1,240	*J*
Thallium	mg/kg	1.7	*U*	1.4	*U*	0.22	*U*	0.24	*U*	1.4	*J*	1.9	*J*
Vanadium	mg/kg	7.5		10.2		5.1		8.5		19.9	*J*	36.4	*J*
Zinc	mg/kg	108	*J*	118	*J*	75.8	*J*	80.5	*J*	165	*J*	239	*J*
Semivolatile Organic Compounds													
1,2,4-Trichlorobenzene	µg/kg	98	*U*	86	*U*	740	*U*	800	*U*	1,500	*UJ*	1,400	*UJ*
1,2-Dichlorobenzene	µg/kg	98	*U*	86	*U*	740	*U*	800	*U*	1,500	*UJ*	1,400	*UJ*
1,3-Dichlorobenzene	µg/kg	98	*U*	86	*U*	740	*U*	800	*U*	1,500	*UJ*	1,400	*UJ*
1,4-Dichlorobenzene	µg/kg	98	*U*	86	*U*	740	*U*	800	*U*	1,500	*UJ*	1,400	*UJ*
2,2'-Oxybis(1-chloropropane)	µg/kg	98	*U*	86	*U*	740	*U*	800	*U*	1,500	*UJ*	1,400	*UJ*

Table A-4A. (cont.)

	Survey:	ONON2A	ONON2A	NYSDEC-2002[3]	NYSDEC-2002[1]	NYSDEC-2002[3]	NYSDEC-2002[3]
	Sample Number:	WS0007	WS0008	SYW6-10015	SYW6-11530	SYW6-20015	SYW6-21530
	Station ID:	S378	S378	W6__1	W6__1	W6__2	W6__2
	Duplicates:						
	Date:	8/12/2000	8/12/2000	05/09/02	05/09/02	05/09/02	05/09/02
	Depth (cm):	0 - 15	15 - 30	0-15	15-30	0-15	15-30
Chemical	**Units**						
2,4,5-Trichlorophenol	µg/kg	500 *U*	440 *U*	1,500 *U*	1,600 *U*	3,000 *UJ*	2,800 *UJ*
2,4,6-Trichlorophenol	µg/kg	500 *U*	440 *U*	740 *U*	800 *U*	1,500 *UJ*	1,400 *UJ*
2,4-Dichlorophenol	µg/kg	500 *U*	440 *U*	740 *U*	800 *U*	1,500 *UJ*	1,400 *UJ*
2,4-Dimethylphenol	µg/kg	500 *U*	440 *U*	740 *U*	800 *U*	1,500 *UJ*	1,400 *UJ*
2,4-Dinitrophenol	µg/kg	2,500 *UJ*	2,200 *UJ*	1,500 *U*	1,600 *U*	3,000 *UJ*	2,800 *UJ*
2,4-Dinitrotoluene	µg/kg	500 *U*	440 *U*	740 *U*	800 *U*	1,500 *UJ*	1,400 *UJ*
2,6-Dinitrotoluene	µg/kg	500 *U*	440 *U*	740 *U*	800 *U*	1,500 *UJ*	1,400 *UJ*
2-Chloronaphthalene	µg/kg	98 *U*	86 *U*	740 *U*	800 *U*	1,500 *UJ*	1,400 *UJ*
2-Chlorophenol	µg/kg	98 *U*	86 *U*	740 *U*	800 *U*	1,500 *UJ*	1,400 *UJ*
2-Methyl-4,6-dinitrophenol	µg/kg	2,500 *U*	2,200 *U*				
2-Methylnaphthalene	µg/kg	98 *U*	86 *U*	740 *U*	800 *U*	1,500 *UJ*	1,400 *UJ*
2-Methylphenol	µg/kg	98 *U*	86 *U*	740 *U*	800 *U*	1,500 *UJ*	1,400 *UJ*
4-Methylphenol	µg/kg	98 *U*	86 *U*	740 *U*	800 *U*	1,500 *UJ*	1,400 *UJ*
2-Nitroaniline	µg/kg	200 *U*	170 *U*	1,500 *U*	1,600 *U*	3,000 *UJ*	2,800 *UJ*
3-Nitroaniline	µg/kg	2,500 *U*	2,200 *U*	1,500 *U*	1,600 *U*	3,000 *UJ*	2,800 *UJ*
4-Nitroaniline	µg/kg	2,500 *U*	2,200 *U*	1,500 *U*	1,600 *U*	3,000 *UJ*	2,800 *UJ*
2-Nitrophenol	µg/kg	500 *U*	440 *U*	740 *U*	800 *U*	1,500 *UJ*	1,400 *UJ*
4-Nitrophenol	µg/kg	2,500 *U*	2,200 *U*	1,500 *U*	1,600 *U*	3,000 *UJ*	2,800 *UJ*
3,3-Dichlorobenzidine	µg/kg	98 *UJ*	86 *UJ*	740 *U*	800 *U*	1,500 *UJ*	1,400 *UJ*
4-Bromophenyl-phenyl ether	µg/kg	98 *U*	86 *U*	740 *U*	800 *U*	1,500 *UJ*	1,400 *UJ*
4-Chloro-3-methylphenol	µg/kg	500 *U*	440 *U*	740 *U*	800 *U*	1,500 *UJ*	1,400 *UJ*
4-Chloroaniline	µg/kg	98 *UJ*	86 *UJ*	740 *U*	800 *U*	1,500 *UJ*	1,400 *UJ*
4-Chlorophenyl-phenyl ether	µg/kg	98 *U*	86 *U*	740 *U*	800 *U*	1,500 *UJ*	1,400 *UJ*
Acenaphthene	µg/kg	98 *U*	86 *U*	740 *U*	800 *U*	1,500 *UJ*	1,400 *UJ*
Acenaphthylene	µg/kg	98 *U*	86 *U*	740 *U*	800 *U*	1,500 *UJ*	1,400 *UJ*
Anthracene	µg/kg	98 *U*	86 *U*	100 *J*	800 *U*	1,500 *UJ*	1,400 *UJ*
Benz(a)anthracene	µg/kg	98 *U*	86 *U*	520 *J*	170 *J*	1,500 *UJ*	190 *J*
Benzo(a)pyrene	µg/kg	98 *U*	86 *U*	550 *J*	200 *J*	1,500 *UJ*	210 *J*
Benzo(b)fluoranthene	µg/kg	98 *U*	86 *U*	730 *J*	240 *J*	1,500 *UJ*	350 *J*
Benzo(g,h,i)perylene	µg/kg	98 *U*	86 *U*	410 *J*	800 *U*	1,500 *UJ*	180 *J*
Benzo(k)fluoranthene	µg/kg	98 *U*	86 *U*	260 *J*	800 *U*	1,500 *UJ*	1,400 *UJ*
Benzyl alcohol	µg/kg	500 *U*	440 *U*				

Table A-4A. (cont.)

	Survey:	ONON2A		ONON2A		NYSDEC-2002[3]		NYSDEC-2002[1]		NYSDEC-2002[3]		NYSDEC-2002[3]	
	Sample Number:	WS0007		WS0008		SYW6-10015		SYW6-11530		SYW6-20015		SYW6-21530	
	Station ID:	S378		S378		W6__1		W6__1		W6__2		W6__2	
	Duplicates:												
	Date:	8/12/2000		8/12/2000		05/09/02		05/09/02		05/09/02		05/09/02	
	Depth (cm):	0 - 15		15 - 30		0-15		15-30		0-15		15-30	
Chemical	**Units**												
Bis(2-chloroethoxy)methane	µg/kg	98	*U*	86	*U*	740	*U*	800	*U*	1,500	*UJ*	1,400	*UJ*
Bis(2-chloroethyl)ether	µg/kg	98	*U*	86	*U*	740	*U*	800	*U*	1,500	*UJ*	1,400	*UJ*
Bis(2-ethylhexyl)phthalate	µg/kg	98	*U*	2,100		740	*U*	800	*U*	1,500	*UJ*	240	*J*
Butylbenzylphthalate	µg/kg	98	*U*	86	*U*	740	*U*	800	*U*	1,500	*UJ*	1,400	*UJ*
Carbazole	µg/kg	98	*U*	86	*U*	740	*U*	800	*U*	1,500	*UJ*	1,400	*UJ*
Chrysene	µg/kg	98	*U*	86	*U*	670	*J*	210	*J*	170	*J*	300	*J*
Dibenz(a,h)anthracene	µg/kg	98	*U*	86	*U*	740	*U*	800	*U*	1,500	*UJ*	1,400	*UJ*
Dibenzofuran	µg/kg	98	*U*	86	*U*	740	*U*	800	*U*	1,500	*UJ*	1,400	*UJ*
Diethylphthalate	µg/kg	98	*U*	86	*U*	740	*U*	800	*U*	1,500	*UJ*	1,400	*UJ*
Dimethylphthalate	µg/kg	98	*U*	86	*U*	740	*U*	800	*U*	1,500	*UJ*	1,400	*UJ*
Di-n-butylphthalate	µg/kg	98	*U*	86	*U*	740	*U*	800	*U*	1,500	*UJ*	170	*J*
Di-n-octylphthalate	µg/kg	98	*U*	86	*U*	740	*U*	800	*U*	1,500	*UJ*	1,400	*UJ*
Fluoranthene	µg/kg	98	*U*	86	*U*	990		320	*J*	310	*J*	450	*J*
Fluorene	µg/kg	98	*U*	86	*U*	740	*U*	800	*U*	1,500	*UJ*	1,400	*UJ*
Hexachlorobenzene (GC/ECD)	µg/kg	1.08	*U*	1.09	*U*	740	*U*	800	*U*	1,500	*UJ*	1,400	*UJ*
Hexachlorobenzene (GC/MS)	µg/kg	98	*U*	86	*U*								
Final HCB Value	µg/kg	1.08	*U*	1.09	*U*								
Hexachlorobutadiene	µg/kg	98	*U*	86	*U*	740	*U*	800	*U*	1,500	*UJ*	1,400	*UJ*
Hexachlorocyclopentadiene	µg/kg	500	*UJ*	440	*UJ*	740	*U*	800	*U*	1,500	*UJ*	1,400	*UJ*
Hexachloroethane	µg/kg	98	*U*	86	*U*	740	*U*	800	*U*	1,500	*UJ*	1,400	*UJ*
Indeno(1,2,3-cd)pyrene	µg/kg	98	*U*	86	*U*	360	*J*	800	*U*	1,500	*UJ*	170	*J*
Isophorone	µg/kg	98	*U*	86	*U*	740	*U*	800	*U*	1,500	*UJ*	1,400	*UJ*
Naphthalene	µg/kg	98	*U*	86	*U*	740	*U*	800	*U*	1,500	*UJ*	1,400	*UJ*
Nitrobenzene	µg/kg	98	*U*	86	*U*	740	*U*	800	*U*	1,500	*UJ*	1,400	*UJ*
N-Nitrosodimethylamine	µg/kg	500	*U*	440	*U*								
N-nitroso-di-n-propylamine	µg/kg	98	*U*	86	*U*	740	*U*	800	*U*	1,500	*UJ*	1,400	*UJ*
N-Nitrosodiphenylamine	µg/kg	98	*U*	86	*U*	740	*U*	800	*U*	1,500	*UJ*	1,400	*UJ*
Pentachlorophenol	µg/kg	2,500	*U*	2,200	*U*	1,500	*U*	1,600	*U*	3,000	*UJ*	2,800	*UJ*
Phenanthrene	µg/kg	98	*U*	86	*U*	570	*J*	120	*J*	1,500	*UJ*	260	*J*
Phenol	µg/kg	98	*U*	86	*U*	740	*U*	800	*U*	1,500	*UJ*	1,400	*UJ*
Pyrene	µg/kg	98	*U*	86	*U*	1,100		320	*J*	260	*J*	460	*J*

Table A-4A. (cont.)

	Survey:	ONON2A	ONON2A	NYSDEC-2002[3]	NYSDEC-2002[1]	NYSDEC-2002[3]	NYSDEC-2002[3]
	Sample Number:	WS0007	WS0008	SYW6-10015	SYW6-11530	SYW6-20015	SYW6-21530
	Station ID:	S378	S378	W6__1	W6__1	W6__2	W6__2
	Duplicates:						
	Date:	8/12/2000	8/12/2000	05/09/02	05/09/02	05/09/02	05/09/02
	Depth (cm):	0 - 15	15 - 30	0-15	15-30	0-15	15-30
Chemical	**Units**						
Pesticides							
4,4'-DDD	µg/kg	1.08 *UJ*	1.09 *UJ*				
4,4'-DDE	µg/kg	*R*	2.43 *J*				
4,4'-DDT	µg/kg	*R*	*R*				
Aldrin	µg/kg	1.08 *U*	1.09 *U*				
alpha-BHC	µg/kg	1.08 *UJ*	1.09 *UJ*				
beta-BHC	µg/kg	1.08 *UJ*	1.09 *UJ*				
delta-BHC	µg/kg	*R*	*R*				
gamma-BHC (Lindane)	µg/kg	1.08 *UJ*	1.09 *UJ*				
Dieldrin	µg/kg	1.08 *UJ*	1.09 *UJ*				
Endosulfan I	µg/kg	1.08 *UJ*	1.09 *UJ*				
Endosulfan II	µg/kg	1.08 *UJ*	1.09 *UJ*				
Endosulfan sulfate	µg/kg	*R*	*R*				
Endrin aldehyde	µg/kg	1.08 *UJ*	1.09 *UJ*				
Endrin ketone	µg/kg	1.08 *UJ*	1.09 *UJ*				
Endrin	µg/kg	1.08 *UJ*	1.09 *UJ*				
Heptachlor epoxide	µg/kg	1.08 *UJ*	1.09 *UJ*				
Heptachlor	µg/kg	1.08 *U*	1.09 *U*				
Methoxychlor	µg/kg	1.08 *UJ*	1.09 *UJ*				
Toxaphene	µg/kg	108 *UJ*	109 *UJ*				
alpha (cis)-Chlordane	µg/kg	1.08 *UJ*	1.09 *UJ*				
gamma (trans)-Chlordane	µg/kg	1.08 *UJ*	1.09 *UJ*				
Total chlordane[1]	µg/kg	1.08 *UJ*	1.09 *UJ*				
PCBs							
Aroclor 1016	µg/kg	54.2 *U*	54.5 *U*				
Aroclor 1221	µg/kg	54.2 *U*	54.5 *U*				
Aroclor 1232	µg/kg	54.2 *U*	54.5 *U*				
Aroclor 1242	µg/kg	54.2 *U*	21.1 *J*				
Aroclor 1248	µg/kg	54.2 *U*	54.5 *U*				
Aroclor 1254	µg/kg	17.4 *J*	24.9 *J*				
Aroclor 1260	µg/kg	54.2 *U*	54.5 *U*				

Table A-4A. (cont.)

	Survey:	ONON2A	ONON2A	NYSDEC-2002[3]	NYSDEC-2002[1]	NYSDEC-2002[3]	NYSDEC-2002[3]
	Sample Number:	WS0007	WS0008	SYW6-10015	SYW6-11530	SYW6-20015	SYW6-21530
	Station ID:	S378	S378	W6__1	W6__1	W6__2	W6__2
	Duplicates:						
	Date:	8/12/2000	8/12/2000	05/09/02	05/09/02	05/09/02	05/09/02
	Depth (cm):	0 - 15	15 - 30	0-15	15-30	0-15	15-30
Chemical	**Units**						
Aroclor 1268	µg/kg	54.2 *U*	54.5 *U*				
Sum of PCBs	µg/kg	44.5	46.0				
PCDD/PCDFs							
2,3,7,8-Tetrachlorodibenzodioxin	ng/kg	0.173 *J*	0.37 *J*				
1,2,3,7,8-Pentachlorodibenzodioxin	ng/kg	0.377 *J*	0.56 *U*				
1,2,3,4,7,8-Hexachlorodibenzodioxin	ng/kg	0.316 *J*	0.389 *J*				
1,2,3,6,7,8-Hexachlorodibenzodioxin	ng/kg	0.937 *J*	1.48 *J*				
1,2,3,7,8,9-Hexachlorodibenzodioxin	ng/kg	0.896 *J*	1.21 *J*				
1,2,3,4,6,7,8-Heptachlorodibenzodioxin	ng/kg	16.7	19				
Octachlorodibenzodioxin	ng/kg	95.1	117				
Total tetrachlorodibenzodioxins	ng/kg	4.74	4.72				
Total pentachlorodibenzodioxins	ng/kg	1.15 *J*	4.75				
Total hexachlorodibenzodioxins	ng/kg	8.05	13.8				
Total heptachlorodibenzodioxins	ng/kg	31.9	35.5				
2,3,7,8-Tetrachlorodibenzofuran	ng/kg	1.92	2.19				
1,2,3,7,8-Pentachlorodibenzofuran	ng/kg	0.354 *J*	0.708 *J*				
2,3,4,7,8-Pentachlorodibenzofuran	ng/kg	0.724 *J*	1.15				
1,2,3,4,7,8-Hexachlorodibenzofuran	ng/kg	0.644 *J*	1.18 *J*				
1,2,3,6,7,8-Hexachlorodibenzofuran	ng/kg	0.582 *J*	0.769 *J*				
1,2,3,7,8,9-Hexachlorodibenzofuran	ng/kg	0.18 *U*	0.1 *U*				
2,3,4,6,7,8-Hexachlorodibenzofuran	ng/kg	0.71 *J*	0.619 *J*				
1,2,3,4,6,7,8-Heptachlorodibenzofuran	ng/kg	5.33	6.55				
1,2,3,4,7,8,9-Heptachlorodibenzofuran	ng/kg	0.411 *J*	0.41 *U*				
Octachlorodibenzofuran	ng/kg	6.76 *J*	9.19				
Total tetrachlorodibenzofurans	ng/kg	23.7	33				
Total pentachlorodibenzofurans	ng/kg	8.72	16.1				
Total hexachlorodibenzofurans	ng/kg	6.07	11.7				
Total heptachlorodibenzofurans	ng/kg	10.4	12.8				
TEQ - Dioxins (ND=1/2)	ng/kg	0.94	1.16				
TEQ - Furans (ND=1/2)	ng/kg	0.83	1.16				
TEQ - Total [2] (ND=1/2)	ng/kg	1.77	2.32				

Table A-4A. (cont.)

Survey:	NYSDEC-2002[3]		NYSDEC-2002[3]		NYSDEC-2002[3]		NYSDEC-2002[3]		NYSDEC-2002[3]		NYSDEC-2002[3]		NYSDEC-2002[3]	
Sample Number:	SYW6-30015		SYW6-31530		SYW6-40015		SYW6-41530		SYW6-41530DUP		SYW6-50015		SYW6-51530	
Station ID:	W6__3		W6__3		W6__4		W6__4		W6__4		W6__5		W6__5	
Duplicates:									D1					
Date:	05/09/02		05/09/02		05/09/02		05/09/02		05/09/02		05/09/02		05/09/02	
Depth (cm):	0-15		15-30		0-15		15-30		15-30		0-15		15-30	
Chemical	**Units**													
Inorganics														
Aluminum	mg/kg	5,310	*J*	8,080	*J*	6,610		4,240		4,150		1,550		634	
Antimony	mg/kg	2.2	*J*	1.2	*J*	0.12	*UJ*	0.15	*J*	0.085	*UJ*	0.05	*UJ*	0.061	*UJ*
Arsenic	mg/kg	3.4	*J*	4	*J*	1.9		1.6		1.4		0.54		1.2	
Barium	mg/kg	114	*J*	131	*J*	151		124		126		78		111	
Beryllium	mg/kg	0.4	*J*	0.54	*J*	0.41		0.23		0.22		0.073		0.021	
Cadmium	mg/kg	5.4	*J*	2.6	*J*	0.68		0.52		0.41		0.46		0.67	
Calcium	mg/kg	78,300	*J*	86,100	*J*	193,000		238,000		261,000		258,000		336,000	
Chromium	mg/kg	89.4	*J*	46.1	*J*	14.9		9.5		9.1		11.2		12.3	
Cobalt	mg/kg	4.9	*J*	4.3	*J*	3.2	*J*	2.1	*J*	2	*J*	1.5	*J*	1.1	*J*
Copper	mg/kg	71.6	*J*	67.1	*J*	26		16.7		14.7		9.5		12.1	
Cyanide	mg/kg														
Iron	mg/kg	11,300	*J*	11,100	*J*	8,270		5,450	*J*	5,200		3,290	*J*	1,920	*J*
Lead	mg/kg	143	*J*	178	*J*	32.3	*J*	16.5	*J*	14.2	*J*	17.6	*J*	11.5	*J*
Magnesium	mg/kg	6,070	*J*	3,790	*J*	4,150	*J*	3,210	*J*	3,310	*J*	4,320	*J*	2,340	*J*
Manganese	mg/kg	288	*J*	156	*J*	287	*J*	158	*J*	160	*J*	222	*J*	299	*J*
Mercury	mg/kg	4.5	*J*	1.6	*J*	0.2		0.15		0.11		0.19		0.26	
Nickel	mg/kg	52	*J*	44.4	*J*	17.4		10.8		10.2		5.5		8.2	
Potassium	mg/kg	1,030	*J*	979	*J*	841	*J*	490	*J*	502	*J*	442	*J*	165	*J*
Selenium	mg/kg	0.88	*J*	1.2	*J*	0.27	*U*	0.22	*U*	0.19	*U*	0.11	*U*	0.13	*U*
Silver	mg/kg	1.4	*J*	0.83	*J*	0.37		0.032	*UJ*	0.028	*U*	0.017	*U*	0.02	*U*
Sodium	mg/kg	2,380	*J*	1,650	*J*	1,340	*J*	906	*J*	946	*J*	456	*J*	501	*J*
Thallium	mg/kg	0.73	*J*	0.71	*J*	0.27	*U*	1		0.19	*U*	0.11	*U*	0.13	*U*
Vanadium	mg/kg	16.2	*J*	20.2	*J*	15.6		9.5		9.1		3.4		1.6	
Zinc	mg/kg	195	*J*	163	*J*	60.4	*J*	26.6	*J*	25	*J*	33.6	*J*	22.5	*J*
Semivolatile Organic Compounds															
1,2,4-Trichlorobenzene	µg/kg	1,900	*UJ*	6,300	*UJ*	950	*U*	720	*U*	690	*U*	420	*U*	460	*U*
1,2-Dichlorobenzene	µg/kg	1,900	*UJ*	6,300	*UJ*	950	*U*	720	*U*	690	*U*	420	*U*	460	*U*
1,3-Dichlorobenzene	µg/kg	1,900	*UJ*	6,300	*UJ*	950	*U*	720	*U*	690	*U*	420	*U*	460	*U*
1,4-Dichlorobenzene	µg/kg	1,900	*UJ*	6,300	*UJ*	950	*U*	720	*U*	690	*U*	420	*U*	460	*U*
2,2'-Oxybis(1-chloropropane)	µg/kg	1,900	*UJ*	6,300	*UJ*	950	*U*	720	*U*	690	*U*	420	*U*	460	*U*

Table A-4A. (cont.)

	Survey:	NYSDEC-2002[3]		NYSDEC-2002[3]		NYSDEC-2002[3]		NYSDEC-2002[3]		NYSDEC-2002[3]		NYSDEC-2002[3]		NYSDEC-2002[3]	
	Sample Number:	SYW6-30015		SYW6-31530		SYW6-40015		SYW6-41530		SYW6-41530DUP		SYW6-50015		SYW6-51530	
	Station ID:	W6__3		W6__3		W6__4		W6__4		W6__4		W6__5		W6__5	
	Duplicates:									D1					
	Date:	05/09/02		05/09/02		05/09/02		05/09/02		05/09/02		05/09/02		05/09/02	
	Depth (cm):	0-15		15-30		0-15		15-30		15-30		0-15		15-30	
Chemical	**Units**														
2,4,5-Trichlorophenol	µg/kg	3,900	*UJ*	13,000	*UJ*	1,900	*U*	1,400	*U*	1,400	*U*	840	*U*	930	*U*
2,4,6-Trichlorophenol	µg/kg	1,900	*UJ*	6,300	*UJ*	950	*U*	720	*U*	690	*U*	420	*U*	460	*U*
2,4-Dichlorophenol	µg/kg	1,900	*UJ*	6,300	*UJ*	950	*U*	720	*U*	690	*U*	420	*U*	460	*U*
2,4-Dimethylphenol	µg/kg	1,900	*UJ*	820	*J*	950	*U*	720	*U*	690	*U*	420	*U*	460	*U*
2,4-Dinitrophenol	µg/kg	3,900	*UJ*	13,000	*UJ*	1,900	*U*	1,400	*UJ*	1,400	*UJ*	840	*U*	930	*U*
2,4-Dinitrotoluene	µg/kg	1,900	*UJ*	6,300	*UJ*	950	*U*	720	*U*	690	*U*	420	*U*	460	*U*
2,6-Dinitrotoluene	µg/kg	1,900	*UJ*	6,300	*UJ*	950	*U*	720	*U*	690	*U*	420	*U*	460	*U*
2-Chloronaphthalene	µg/kg	1,900	*UJ*	6,300	*UJ*	950	*U*	720	*U*	690	*U*	420	*U*	460	*U*
2-Chlorophenol	µg/kg	1,900	*UJ*	6,300	*UJ*	950	*U*	720	*U*	690	*U*	420	*U*	460	*U*
2-Methyl-4,6-dinitrophenol	µg/kg														
2-Methylnaphthalene	µg/kg	1,900	*UJ*	5,600	*J*	950	*U*	720	*U*	690	*U*	420	*U*	460	*U*
2-Methylphenol	µg/kg	1,900	*UJ*	6,300	*UJ*	950	*U*	720	*U*	690	*U*	420	*U*	460	*U*
4-Methylphenol	µg/kg	1,900	*UJ*	1,100	*J*	100	*J*	720	*U*	690	*U*	420	*U*	460	*U*
2-Nitroaniline	µg/kg	3,900	*UJ*	13,000	*UJ*	1,900	*U*	1,400	*U*	1,400	*U*	840	*U*	930	*U*
3-Nitroaniline	µg/kg	3,900	*UJ*	13,000	*UJ*	1,900	*U*	1,400	*U*	1,400	*U*	840	*U*	930	*U*
4-Nitroaniline	µg/kg	3,900	*UJ*	13,000	*UJ*	1,900	*U*	1,400	*U*	1,400	*U*	840	*U*	930	*U*
2-Nitrophenol	µg/kg	1,900	*UJ*	6,300	*UJ*	950	*U*	720	*U*	690	*U*	420	*U*	460	*U*
4-Nitrophenol	µg/kg	3,900	*UJ*	13,000	*UJ*	1,900	*U*	1,400	*U*	1,400	*U*	840	*U*	930	*U*
3,3-Dichlorobenzidine	µg/kg	1,900	*UJ*	6,300	*UJ*	950	*U*	720	*U*	690	*U*	420	*U*	460	*U*
4-Bromophenyl-phenyl ether	µg/kg	1,900	*UJ*	6,300	*UJ*	950	*U*	720	*U*	690	*U*	420	*U*	460	*U*
4-Chloro-3-methylphenol	µg/kg	1,900	*UJ*	6,300	*UJ*	950	*U*	720	*U*	690	*U*	420	*U*	460	*U*
4-Chloroaniline	µg/kg	1,900	*UJ*	6,300	*UJ*	950	*U*	720	*U*	690	*U*	420	*U*	460	*U*
4-Chlorophenyl-phenyl ether	µg/kg	1,900	*UJ*	6,300	*UJ*	950	*U*	720	*U*	690	*U*	420	*U*	460	*U*
Acenaphthene	µg/kg	1,900	*UJ*	6,300	*J*	950	*U*	720	*U*	690	*U*	420	*U*	460	*U*
Acenaphthylene	µg/kg	320	*J*	7,500	*J*	540	*J*	78	*J*	690	*U*	420	*U*	460	*U*
Anthracene	µg/kg	540	*J*	18,000	*J*	720	*J*	99	*J*	89	*J*	420	*U*	460	*U*
Benzo(a)anthracene	µg/kg	1,900	*J*	49,000	*J*	2,200		360	*J*	280	*J*	180	*J*	460	*U*
Benzo(a)pyrene	µg/kg	2,000	*J*	48,000	*J*	1,400		250	*J*	190	*J*	190	*J*	460	*U*
Benzo(b)fluoranthene	µg/kg	2,600	*J*	59,000	*J*	1,900		320	*J*	250	*J*	250	*J*	460	*U*
Benzo(g,h,i)perylene	µg/kg	1,400	*J*	28,000	*J*	550	*J*	110	*J*	76	*J*	110	*J*	460	*U*
Benzo(k)fluoranthene	µg/kg	730	*J*	22,000	*J*	850	*J*	150	*J*	100	*J*	94	*J*	460	*U*
Benzyl alcohol	µg/kg														

Table A-4A. (cont.)

	Survey:	NYSDEC-2002[3]		NYSDEC-2002[3]		NYSDEC-2002[3]		NYSDEC-2002[3]		NYSDEC-2002[3]		NYSDEC-2002[3]		NYSDEC-2002[3]	
	Sample Number:	SYW6-30015		SYW6-31530		SYW6-40015		SYW6-41530		SYW6-41530DUP		SYW6-50015		SYW6-51530	
	Station ID:	W6__3		W6__3		W6__4		W6__4		W6__4		W6__5		W6__5	
	Duplicates:									D1					
	Date:	05/09/02		05/09/02		05/09/02		05/09/02		05/09/02		05/09/02		05/09/02	
	Depth (cm):	0-15		15-30		0-15		15-30		15-30		0-15		15-30	
Chemical	**Units**														
Bis(2-chloroethoxy)methane	µg/kg	1,900	*UJ*	6,300	*UJ*	950	*U*	720	*U*	690	*U*	420	*U*	460	*U*
Bis(2-chloroethyl)ether	µg/kg	1,900	*UJ*	6,300	*UJ*	950	*U*	720	*U*	690	*U*	420	*U*	460	*U*
Bis(2-ethylhexyl)phthalate	µg/kg	1,900	*UJ*	6,300	*UJ*	130	*J*	720	*U*	690	*U*	420	*U*	460	*U*
Butylbenzylphthalate	µg/kg	1,900	*UJ*	6,300	*UJ*	950	*U*	720	*U*	690	*U*	420	*U*	460	*U*
Carbazole	µg/kg	1,900	*UJ*	6,600	*J*	950	*U*	720	*U*	690	*U*	420	*U*	460	*U*
Chrysene	µg/kg	2,100	*J*	48,000	*J*	1,800		300	*J*	230	*J*	200	*J*	50	*J*
Dibenz(a,h)anthracene	µg/kg	1,900	*UJ*	7,900	*J*	260	*J*	720	*U*	690	*U*	420	*U*	460	*U*
Dibenzofuran	µg/kg	1,900	*UJ*	7,600	*J*	950	*U*	720	*U*	690	*U*	420	*U*	460	*U*
Diethylphthalate	µg/kg	1,900	*UJ*	6,300	*UJ*	950	*U*	720	*U*	690	*U*	420	*U*	460	*U*
Dimethylphthalate	µg/kg	1,900	*UJ*	6,300	*UJ*	950	*U*	720	*U*	690	*U*	420	*U*	460	*U*
Di-n-butylphthalate	µg/kg	1,900	*UJ*	6,300	*UJ*	950	*U*	720	*U*	690	*U*	420	*U*	460	*U*
Di-n-octylphthalate	µg/kg	1,900	*UJ*	6,300	*UJ*	950	*U*	720	*U*	690	*U*	420	*U*	460	*U*
Fluoranthene	µg/kg	3,800	*J*	86,000	*J*	3,700		580	*J*	490	*J*	210	*J*	59	*J*
Fluorene	µg/kg	260	*J*	12,000	*J*	110	*J*	720	*U*	690	*U*	420	*U*	460	*U*
Hexachlorobenzene (GC/ECD)	µg/kg	1,900	*UJ*	6,300	*UJ*	950	*U*	720	*U*	690	*U*	420	*U*	460	*U*
Hexachlorobenzene (GC/MS)	µg/kg														
Final HCB Value	µg/kg														
Hexachlorobutadiene	µg/kg	1,900	*UJ*	6,300	*UJ*	950	*U*	720	*U*	690	*U*	420	*U*	460	*U*
Hexachlorocyclopentadiene	µg/kg	1,900	*UJ*	6,300	*UJ*	950	*U*	720	*U*	690	*U*	420	*U*	460	*U*
Hexachloroethane	µg/kg	1,900	*UJ*	6,300	*UJ*	950	*U*	720	*U*	690	*U*	420	*U*	460	*U*
Indeno(1,2,3-cd)pyrene	µg/kg	1,400	*J*	28,000	*J*	620	*J*	130	*J*	92	*J*	120	*J*	460	*U*
Isophorone	µg/kg	1,900	*UJ*	6,300	*UJ*	950	*U*	720	*U*	690	*U*	420	*U*	460	*U*
Naphthalene	µg/kg	1,900	*UJ*	7,600	*J*	950	*U*	720	*U*	690	*U*	420	*U*	460	*U*
Nitrobenzene	µg/kg	1,900	*UJ*	6,300	*UJ*	950	*U*	720	*U*	690	*U*	420	*U*	460	*U*
N-Nitrosodimethylamine	µg/kg														
N-nitroso-di-n-propylamine	µg/kg	1,900	*UJ*	6,300	*UJ*	950	*U*	720	*U*	690	*U*	420	*U*	460	*U*
N-Nitrosodiphenylamine	µg/kg	1,900	*UJ*	6,300	*UJ*	950	*U*	720	*U*	690	*U*	420	*U*	460	*U*
Pentachlorophenol	µg/kg	3,900	*UJ*	13,000	*UJ*	1,900	*U*	1,400	*U*	1,400	*U*	840	*U*	930	*U*
Phenanthrene	µg/kg	2,000	*J*	63,000	*J*	1,200		170	*J*	200	*J*	60	*J*	460	*U*
Phenol	µg/kg	1,900	*UJ*	650	*J*	950	*U*	720	*U*	690	*U*	420	*U*	460	*U*
Pyrene	µg/kg	3,400	*J*	83,000	*J*	3,400		540	*J*	440	*J*	240	*J*	72	*J*

Table A-4A. (cont.)

	Survey:	NYSDEC-2002[3]	NYSDEC-2002[3]	NYSDEC-2002[3]	NYSDEC-2002[3]	NYSDEC-2002[3]	NYSDEC-2002[3]	NYSDEC-2002[3]
	Sample Number:	SYW6-30015	SYW6-31530	SYW6-40015	SYW6-41530	SYW6-41530DUP	SYW6-50015	SYW6-51530
	Station ID:	W6__3	W6__3	W6__4	W6__4	W6__4	W6__5	W6__5
	Duplicates:					D1		
	Date:	05/09/02	05/09/02	05/09/02	05/09/02	05/09/02	05/09/02	05/09/02
	Depth (cm):	0-15	15-30	0-15	15-30	15-30	0-15	15-30
Chemical	**Units**							

Notes: [1] Total chlordane is a calculated quantity, not a direct measurement

[2] TEQ calculated using WHO TEFs

[3]NYSDEC-2002 samples were not analyzed for pesticides, PCBs, or PCDD/PDCFs

J - estimated

U - not detected at reported quantitation limit

R - rejected datum

HCB - Hexachlorobenzene

Table A-4B. Northern Basin Wetland SYW-10 Sediment Sample Data (All Parameters)

	Survey:	ONON2A	ONON2A	ONON2A	ONON2A	ONON2A	ONON2A	ONON2A	ONON2A	ONON2A
	Sample Number:	WS0009	WS0010	WS0034	WS0011	WS0012	WS0013	WS0014	WS0015	WS0016
	Station ID:	S379	S379	S379	S380	S380	S381	S381	S382	S382
	Duplicates:		D1	D2						
	Date:	8/12/2000	8/12/2000	8/12/2000	8/12/2000	8/12/2000	8/12/2000	8/12/2000	8/12/2000	8/12/2000
	Depth (cm):	0 - 15	15 - 30	15 - 30	0 - 15	15 - 30	0 - 15	15 - 30	0 - 15	15 - 30
Chemical	**Units**									
Inorganics										
Aluminum	mg/kg	12,400	9,760	2,810	2,840	1,870	9,000	3,930	4,320	5,440
Antimony	mg/kg	0.51	0.7 *U*	0.34 *U*	0.53 *U*	10	0.36 *U*	0.32	0.3 *U*	0.3 *U*
Arsenic	mg/kg	18.4	8.4 *J*	1.7 *J*	2	3.3	4.3	2.9	3.4	3.9
Barium	mg/kg	98.7	105	101	157	103	84.2	73.7	79.7	84.9
Beryllium	mg/kg	1.2	0.66	0.25	0.32	0.23	0.51	0.27	0.3	0.34
Cadmium	mg/kg	0.64	0.15	0.53	0.9	1	0.18	0.16	0.16	0.14
Calcium	mg/kg	122,000	40,300 *J*	240,000 *J*	335,000	269,000	108,000	282,000	242,000	256,000
Chromium	mg/kg	46.7	16.3	16.7	26.5	17.1	23.1	11.7	13.3	17.7
Cobalt	mg/kg	8.5	3.5	2.1	2.8	2.8	5.6	2.6	2.8	2.9
Copper	mg/kg	48.5	24.3	22.4	26.4	19.8	38.4	23	25.3	37.8
Cyanide	mg/kg	1.1 *U*	1.9 *U*	0.88 *U*	1.4 *U*	1 *U*	0.95 *U*	0.77 *U*	0.8 *U*	0.79 *U*
Iron	mg/kg	21,600	16,900 *J*	4,120 *J*	6,320	9,520	16,900	7,160	8,070	9,360
Lead	mg/kg	115	20.7	46.2	59.1	38.7	37.1	24.3	24.5	33.3
Magnesium	mg/kg	10,700	3,700	3,370	5,700	3,150	14,300	5,400	6,450	8,210
Manganese	mg/kg	294	158	187	328	230	488	292	264	283
Mercury	mg/kg	1.8 *J*	0.22 *J*	1.8 *J*	3.4 *J*	2.3 *J*	2.1 *J*	1.3 *J*	1.2 *J*	0.67 *J*
Nickel	mg/kg	33.8	21.6	16	14.7	17.7	19.4	8.9	12.1	17.9
Potassium	mg/kg	2,120	1,550	518	583	341	2,160	819	1,090	1,330
Selenium	mg/kg	1.8	2.5 *J*	0.67 *J*	1 *U*	0.74 *U*	0.7 *U*	0.57 *U*	0.59 *U*	0.58 *U*
Silver	mg/kg	0.16 *U*	0.28 *U*	0.13 *U*	0.21 *U*	0.15 *U*	0.14 *U*	0.12 *U*	0.12 *U*	0.12 *U*
Sodium	mg/kg	2,180 *J*	4,540 *J*	1,230 *J*	1,680 *J*	1,430 *J*	682 *J*	1,360 *J*	3,420 *J*	5,430 *J*
Thallium	mg/kg	2.5	3.2	0.87 *U*	2.1	0.98 *U*	0.93 *U*	0.89	1.0	1.0
Vanadium	mg/kg	30.6	19 *J*	5.1 *J*	6.4	4.7	16.8	7.3	8.7	9.7
Zinc	mg/kg	119 *J*	33.1 *J*	61.2 *J*	82.3 *J*	163 *J*	118 *J*	57.4 *J*	70.6 *J*	90.4 *J*
Volatile Organic Compounds										
1,1,1-Trichloroethane	µg/kg	11 *UJ*	17 *UJ*	8.7 *UJ*	10 *U*	9.2 *U*	9.4 *UJ*	7.8 *U*	7.8 *U*	7.8 *U*
1,1,2,2-Tetrachloroethane	µg/kg	11 *UJ*	17 *UJ*	8.7 *UJ*	10 *U*	9.2 *U*	9.4 *UJ*	7.8 *U*	7.8 *U*	7.8 *U*
1,1,2-Trichloroethane	µg/kg	11 *UJ*	17 *UJ*	8.7 *UJ*	10 *U*	9.2 *U*	9.4 *UJ*	7.8 *U*	7.8 *U*	7.8 *U*
1,1-Dichloroethane	µg/kg	11 *UJ*	17 *UJ*	8.7 *UJ*	10 *U*	9.2 *U*	9.4 *UJ*	7.8 *U*	7.8 *U*	7.8 *U*
1,1-Dichloroethene	µg/kg	11 *UJ*	17 *UJ*	8.7 *UJ*	10 *U*	9.2 *U*	9.4 *UJ*	7.8 *U*	7.8 *U*	7.8 *U*

Table A-4B. (cont.)

	Survey:	ONON2A	ONON2A	ONON2A	ONON2A	ONON2A	ONON2A	ONON2A	ONON2A	ONON2A
	Sample Number:	WS0009	WS0010	WS0034	WS0011	WS0012	WS0013	WS0014	WS0015	WS0016
	Station ID:	S379	S379	S379	S380	S380	S381	S381	S382	S382
	Duplicates:		D1	D2						
	Date:	8/12/2000	8/12/2000	8/12/2000	8/12/2000	8/12/2000	8/12/2000	8/12/2000	8/12/2000	8/12/2000
	Depth (cm):	0 - 15	15 - 30	15 - 30	0 - 15	15 - 30	0 - 15	15 - 30	0 - 15	15 - 30
Chemical	**Units**									
1,2-Dichloroethane	µg/kg	11 *UJ*	17 *UJ*	8.7 *UJ*	10 *U*	9.2 *U*	9.4 *UJ*	7.8 *U*	7.8 *U*	7.8 *U*
1,2-Dichloropropane	µg/kg	11 *UJ*	17 *UJ*	8.7 *UJ*	10 *U*	9.2 *U*	9.4 *UJ*	7.8 *U*	7.8 *U*	7.8 *U*
2-Butanone	µg/kg	23 *UJ*	35 *UJ*	17 *UJ*	20 *U*	18 *U*	19 *UJ*	16 *U*	16 *U*	26
2-Hexanone	µg/kg	23 *UJ*	35 *UJ*	17 *UJ*	20 *U*	18 *U*	19 *UJ*	16 *U*	16 *U*	16 *U*
4-Methyl-2-pentanone	µg/kg	23 *UJ*	35 *UJ*	17 *UJ*	20 *U*	18 *U*	19 *UJ*	16 *U*	16 *U*	16 *U*
Acetone	µg/kg	46 *UJ*	69 *UJ*	35 *UJ*	41 *U*	37 *U*	38 *UJ*	31 *U*	16	34
Benzene	µg/kg	11 *UJ*	17 *UJ*	8.7 *UJ*	10 *U*	9.2 *U*	9.4 *UJ*	7.8 *U*	7.8 *U*	7.8 *U*
Bromodichloromethane	µg/kg	11 *UJ*	17 *UJ*	8.7 *UJ*	10 *U*	9.2 *U*	9.4 *UJ*	7.8 *U*	7.8 *U*	7.8 *U*
Bromoform	µg/kg	11 *UJ*	17 *UJ*	8.7 *UJ*	10 *U*	9.2 *U*	9.4 *UJ*	7.8 *U*	7.8 *U*	7.8 *U*
Bromomethane	µg/kg	11 *UJ*	17 *UJ*	8.7 *UJ*	10 *U*	9.2 *U*	9.4 *UJ*	7.8 *U*	7.8 *U*	7.8 *U*
Carbon disulfide	µg/kg	23 *UJ*	35 *UJ*	17 *UJ*	20 *U*	18 *U*	19 *UJ*	16 *U*	16 *U*	16 *U*
Carbon tetrachloride	µg/kg	11 *UJ*	17 *UJ*	8.7 *UJ*	10 *U*	9.2 *U*	9.4 *UJ*	7.8 *U*	7.8 *U*	7.8 *U*
Chlorobenzene	µg/kg	11 *UJ*	17 *UJ*	8.7 *UJ*	10 *U*	9.2 *U*	9.4 *UJ*	7.8 *U*	7.8 *U*	7.8 *U*
Chloroethane	µg/kg	11 *UJ*	17 *UJ*	8.7 *UJ*	10 *U*	9.2 *U*	9.4 *UJ*	7.8 *U*	7.8 *U*	7.8 *U*
Chloroform	µg/kg	11 *UJ*	17 *UJ*	8.7 *UJ*	10 *U*	9.2 *U*	9.4 *UJ*	7.8 *U*	7.8 *U*	7.8 *U*
Chloromethane	µg/kg	11 *UJ*	17 *UJ*	8.7 *UJ*	10 *U*	9.2 *U*	9.4 *UJ*	7.8 *U*	7.8 *U*	7.8 *U*
cis-1,2-Dichloroethene	µg/kg	11 *UJ*	17 *UJ*	8.7 *UJ*	10 *U*	9.2 *U*	9.4 *UJ*	7.8 *U*	7.8 *U*	7.8 *U*
trans-1,2-Dichloroethene	µg/kg	11 *UJ*	17 *UJ*	8.7 *UJ*	10 *U*	9.2 *U*	9.4 *UJ*	7.8 *U*	7.8 *U*	7.8 *U*
cis-1,3-Dichloropropene	µg/kg	11 *UJ*	17 *UJ*	8.7 *UJ*	10 *U*	9.2 *U*	9.4 *UJ*	7.8 *U*	7.8 *U*	7.8 *U*
trans-1,3-Dichloropropene	µg/kg	11 *UJ*	17 *UJ*	8.7 *UJ*	10 *U*	9.2 *U*	9.4 *UJ*	7.8 *U*	7.8 *U*	7.8 *U*
Dibromochloromethane	µg/kg	11 *UJ*	17 *UJ*	8.7 *UJ*	10 *U*	9.2 *U*	9.4 *UJ*	7.8 *U*	7.8 *U*	7.8 *U*
Ethylbenzene	µg/kg	11 *UJ*	17 *UJ*	8.7 *UJ*	10 *U*	9.2 *U*	9.4 *UJ*	7.8 *U*	7.8 *U*	7.8 *U*
Methylene chloride	µg/kg	11 *UJ*	17 *UJ*	8.7 *UJ*	10 *U*	9.2 *U*	9.4 *UJ*	7.8 *U*	7.8 *U*	7.8 *U*
Styrene	µg/kg	11 *UJ*	17 *UJ*	8.7 *UJ*	10 *U*	9.2 *U*	9.4 *UJ*	7.8 *U*	7.8 *U*	7.8 *U*
Tetrachloroethene	µg/kg	11 *UJ*	17 *UJ*	8.7 *UJ*	10 *U*	9.2 *U*	9.4 *UJ*	7.8 *U*	7.8 *U*	7.8 *U*
Toluene	µg/kg	11 *UJ*	17 *UJ*	8.7 *UJ*	10 *U*	9.2 *U*	9.4 *UJ*	7.8 *U*	7.8 *U*	7.8 *U*
Trichloroethene	µg/kg	11 *UJ*	17 *UJ*	8.7 *UJ*	10 *U*	9.2 *U*	9.4 *UJ*	7.8 *U*	7.8 *U*	7.8 *U*
Vinyl chloride	µg/kg	11 *UJ*	17 *UJ*	8.7 *UJ*	10 *U*	9.2 *U*	9.4 *UJ*	7.8 *U*	7.8 *U*	7.8 *U*
Xylene (m,p)	µg/kg	11 *UJ*	17 *UJ*	8.7 *UJ*	10 *U*	9.2 *U*	9.4 *UJ*	7.8 *U*	7.8 *U*	7.8 *U*
Xylene (o)	µg/kg	11 *UJ*	17 *UJ*	8.7 *UJ*	10 *U*	9.2 *U*	9.4 *UJ*	7.8 *U*	7.8 *U*	7.8 *U*

Table A-4B. (cont.)

	Survey:	ONON2A	ONON2A	ONON2A	ONON2A	ONON2A	ONON2A	ONON2A	ONON2A	ONON2A
	Sample Number:	WS0009	WS0010	WS0034	WS0011	WS0012	WS0013	WS0014	WS0015	WS0016
	Station ID:	S379	S379	S379	S380	S380	S381	S381	S382	S382
	Duplicates:		D1	D2						
	Date:	8/12/2000	8/12/2000	8/12/2000	8/12/2000	8/12/2000	8/12/2000	8/12/2000	8/12/2000	8/12/2000
	Depth (cm):	0 - 15	15 - 30	15 - 30	0 - 15	15 - 30	0 - 15	15 - 30	0 - 15	15 - 30
Chemical	**Units**									
Sum of Xylenes[1]	µg/kg	11 *UJ*	17 *UJ*	8.7 *UJ*	10 *U*	9.2 *U*	9.4 *UJ*	7.8 *U*	7.8 *U*	7.8 *U*
Semivolatile Organic Compounds										
1,2,4-Trichlorobenzene	µg/kg	74 *U*	110 *U*	58 *U*	67 *U*	59 *U*	60 *U*	52 *UJ*	51 *U*	53 *U*
1,2-Dichlorobenzene	µg/kg	74 *U*	110 *U*	58 *U*	67 *U*	59 *U*	60 *U*	52 *UJ*	51 *U*	53 *U*
1,3-Dichlorobenzene	µg/kg	74 *U*	110 *U*	58 *U*	67 *U*	59 *U*	60 *U*	52 *UJ*	51 *U*	53 *U*
1,4-Dichlorobenzene	µg/kg	74 *U*	110 *U*	58 *U*	67 *U*	59 *U*	60 *U*	52 *UJ*	51 *U*	53 *U*
2,2'-Oxybis(1-chloropropane)	µg/kg	74 *U*	110 *U*	58 *U*	67 *U*	59 *U*	60 *U*	52 *UJ*	51 *UJ*	53 *UJ*
2,4,5-Trichlorophenol	µg/kg	380 *U*	570 *U*	300 *U*	340 *U*	310 *U*	310 *U*	270 *UJ*	260 *U*	270 *U*
2,4,6-Trichlorophenol	µg/kg	380 *U*	570 *U*	300 *U*	340 *U*	310 *U*	310 *U*	270 *UJ*	260 *U*	270 *U*
2,4-Dichlorophenol	µg/kg	380 *U*	570 *U*	300 *U*	340 *U*	310 *U*	310 *U*	270 *UJ*	260 *U*	270 *U*
2,4-Dimethylphenol	µg/kg	380 *U*	570 *U*	300 *U*	340 *U*	310 *U*	310 *U*	270 *UJ*	260 *U*	270 *U*
2,4-Dinitrophenol	µg/kg	1,900 *UJ*	2,800 *UJ*	1,500 *UJ*	1,700 *UJ*	1,500 *UJ*	1,500 *UJ*	1,300 *UJ*	1,300 *UJ*	1,400 *UJ*
2,4-Dinitrotoluene	µg/kg	380 *U*	570 *U*	300 *U*	340 *U*	310 *U*	310 *U*	270 *UJ*	260 *U*	270 *U*
2,6-Dinitrotoluene	µg/kg	380 *U*	570 *U*	300 *U*	340 *U*	310 *U*	310 *U*	270 *UJ*	260 *U*	270 *U*
2-Chloronaphthalene	µg/kg	74 *U*	110 *U*	58 *U*	67 *U*	59 *U*	60 *U*	52 *UJ*	51 *U*	53 *U*
2-Chlorophenol	µg/kg	74 *U*	110 *U*	58 *U*	67 *U*	59 *U*	60 *U*	52 *UJ*	51 *U*	53 *U*
2-Methyl-4,6-dinitrophenol	µg/kg	1,900 *U*	2,800 *U*	1,500 *U*	1,700 *U*	1,500 *U*	1,500 *U*	1,300 *UJ*	1,300 *U*	1,400 *U*
2-Methylnaphthalene	µg/kg	74 *U*	110 *U*	58 *U*	67 *U*	59 *U*	60 *U*	52 *UJ*	51 *U*	53 *U*
2-Methylphenol	µg/kg	74 *U*	110 *U*	58 *U*	67 *U*	59 *U*	60 *U*	52 *UJ*	51 *U*	53 *U*
4-Methylphenol	µg/kg	74 *U*	110 *U*	58 *U*	67 *U*	59 *U*	60 *U*	52 *UJ*	51 *U*	53 *U*
2-Nitroaniline	µg/kg	150 *U*	220 *U*	120 *U*	140 *U*	120 *U*	120 *U*	110 *UJ*	100 *U*	110 *U*
3-Nitroaniline	µg/kg	1,900 *U*	2,800 *U*	1,500 *U*	1,700 *U*	1,500 *U*	1,500 *U*	1,300 *UJ*	1,300 *U*	1,400 *U*
4-Nitroaniline	µg/kg	1,900 *U*	2,800 *U*	1,500 *U*	1,700 *U*	1,500 *U*	1,500 *U*	1,300 *UJ*	1,300 *U*	1,400 *U*
2-Nitrophenol	µg/kg	380 *U*	570 *U*	300 *U*	340 *U*	310 *U*	310 *U*	270 *UJ*	260 *U*	270 *U*
4-Nitrophenol	µg/kg	1,900 *U*	2,800 *U*	1,500 *U*	1,700 *U*	1,500 *U*	1,500 *U*	1,300 *UJ*	1,300 *U*	1,400 *U*
3,3-Dichlorobenzidine	µg/kg	74 *UJ*	110 *UJ*	58 *U*	67 *UJ*	59 *UJ*	60 *UJ*	52 *UJ*	51 *U*	53 *U*
4-Bromophenyl-phenyl ether	µg/kg	74 *U*	110 *U*	58 *U*	67 *U*	59 *U*	60 *U*	52 *UJ*	51 *U*	53 *U*
4-Chloro-3-methylphenol	µg/kg	380 *U*	570 *U*	300 *U*	340 *U*	310 *U*	310 *U*	270 *UJ*	260 *U*	270 *U*
4-Chloroaniline	µg/kg	74 *UJ*	110 *UJ*	58 *UJ*	67 *UJ*	59 *UJ*	60 *UJ*	52 *UJ*	51 *UJ*	53 *UJ*
4-Chlorophenyl-phenyl ether	µg/kg	74 *U*	110 *U*	58 *U*	67 *U*	59 *U*	60 *U*	52 *UJ*	51 *U*	53 *U*

Table A-4B. (cont.)

	Survey:	ONON2A	ONON2A	ONON2A	ONON2A	ONON2A	ONON2A	ONON2A	ONON2A	ONON2A
	Sample Number:	WS0009	WS0010	WS0034	WS0011	WS0012	WS0013	WS0014	WS0015	WS0016
	Station ID:	S379	S379	S379	S380	S380	S381	S381	S382	S382
	Duplicates:		D1	D2						
	Date:	8/12/2000	8/12/2000	8/12/2000	8/12/2000	8/12/2000	8/12/2000	8/12/2000	8/12/2000	8/12/2000
	Depth (cm):	0 - 15	15 - 30	15 - 30	0 - 15	15 - 30	0 - 15	15 - 30	0 - 15	15 - 30
Chemical	**Units**									
Acenaphthene	µg/kg	74 *U*	110 *U*	58 *U*	81	59 *U*	60 *U*	52 *UJ*	51 *U*	53 *U*
Acenaphthylene	µg/kg	74 *U*	110 *U*	58 *U*	67 *U*	59 *U*	60 *U*	52 *UJ*	51 *U*	53 *U*
Anthracene	µg/kg	74 *U*	110 *U*	61	200	59 *U*	60 *U*	52 *UJ*	51 *U*	53 *U*
Benz(a)anthracene	µg/kg	130	110 *U*	210	1,700	350	160	74 *J*	51 *U*	53 *U*
Benzo(a)pyrene	µg/kg	130	110 *U*	240	1,800	340	200	52 *UJ*	51 *U*	53 *U*
Benzo(b)fluoranthene	µg/kg	120	110 *U*	210	1,500	280	200	77 *J*	51 *U*	53 *U*
Benzo(g,h,i)perylene	µg/kg	74 *U*	110 *U*	140	970	180	160	52 *UJ*	51 *U*	53 *U*
Benzo(k)fluoranthene	µg/kg	120	110 *U*	200	1,500	280	200	86 *J*	51 *U*	53 *U*
Benzyl alcohol	µg/kg	380 *U*	570 *U*	300 *U*	340 *U*	310 *U*	310 *U*	270 *UJ*	260 *U*	270 *U*
Bis(2-chloroethoxy)methane	µg/kg	74 *U*	110 *U*	58 *U*	67 *U*	59 *U*	60 *U*	52 *UJ*	51 *U*	53 *U*
Bis(2-chloroethyl)ether	µg/kg	74 *U*	110 *U*	58 *U*	67 *U*	59 *U*	60 *U*	52 *UJ*	51 *U*	53 *U*
Bis(2-ethylhexyl)phthalate	µg/kg	80 *U*	110 *U*	93 *U*	76 *U*	59 *U*	110 *U*	140 *UJ*	73 *U*	160 *U*
Butylbenzylphthalate	µg/kg	74 *U*	110 *U*	58 *U*	67 *U*	59 *U*	60 *U*	52 *UJ*	51 *U*	53 *U*
Carbazole	µg/kg	74 *U*	110 *U*	58 *U*	170	59 *U*	60 *U*	52 *UJ*	51 *U*	53 *U*
Chrysene	µg/kg	160	110 *U*	280	2,000	350	220	100 *J*	100	68
Dibenz(a,h)anthracene	µg/kg	74 *U*	110 *U*	64	480	59 *U*	60 *U*	52 *UJ*	51 *U*	53 *U*
Dibenzofuran	µg/kg	74 *U*	110 *U*	58 *U*	67 *U*	59 *U*	60 *U*	52 *UJ*	51 *U*	53 *U*
Diethylphthalate	µg/kg	74 *U*	110 *U*	58 *U*	67 *U*	59 *U*	60 *U*	52 *UJ*	51 *U*	53 *U*
Dimethylphthalate	µg/kg	74 *U*	110 *U*	58 *U*	67 *U*	59 *U*	60 *U*	52 *UJ*	51 *U*	53 *U*
Di-n-butylphthalate	µg/kg	74 *U*	110 *U*	58 *U*	67 *U*	59 *U*	60 *U*	52 *UJ*	51 *U*	53 *U*
Di-n-octylphthalate	µg/kg	74 *U*	110 *U*	58 *U*	67 *U*	59 *U*	60 *U*	52 *UJ*	51 *U*	53 *U*
Fluoranthene	µg/kg	230	110 *U*	400	2,200	470	290	140 *J*	120	85
Fluorene	µg/kg	74 *U*	110 *U*	58 *U*	71	59 *U*	60 *U*	52 *UJ*	51 *U*	53 *U*
Hexachlorobenzene (GC/ECD)	µg/kg	7.25	3.64 *J*	122 *J*	32.3	126	30.7	106	34.8	261
Hexachlorobenzene (GC/MS)	µg/kg	74 *U*	110 *U*	390 *J*	67 *U*	61	60 *U*	52 *UJ*	51 *U*	240 *J*
Final HCB Value	µg/kg	7.25 *J*	3.64 *J*	256 *J*	32.3 *J*	93.5 *J*	30.7 *J*	79 [4]	34.8 *J*	251 *J*
Hexachlorobutadiene	µg/kg	74 *U*	110 *U*	58 *U*	67 *U*	59 *U*	60 *U*	52 *UJ*	51 *U*	53 *U*
Hexachlorocyclopentadiene	µg/kg	380 *UJ*	570 *UJ*	300 *UJ*	340 *UJ*	310 *UJ*	310 *UJ*	270 *UJ*	260 *UJ*	270 *UJ*
Hexachloroethane	µg/kg	74 *U*	110 *U*	58 *UJ*	67 *U*	59 *U*	60 *U*	52 *UJ*	51 *UJ*	53 *UJ*
Indeno(1,2,3-cd)pyrene	µg/kg	74 *U*	110 *U*	140	1,100	210	160	52 *UJ*	51 *U*	53 *U*

Table A-4B. (cont.)

	Survey:	ONON2A	ONON2A	ONON2A	ONON2A	ONON2A	ONON2A	ONON2A	ONON2A	ONON2A
	Sample Number:	WS0009	WS0010	WS0034	WS0011	WS0012	WS0013	WS0014	WS0015	WS0016
	Station ID:	S379	S379	S379	S380	S380	S381	S381	S382	S382
	Duplicates:		D1	D2						
	Date:	8/12/2000	8/12/2000	8/12/2000	8/12/2000	8/12/2000	8/12/2000	8/12/2000	8/12/2000	8/12/2000
	Depth (cm):	0 - 15	15 - 30	15 - 30	0 - 15	15 - 30	0 - 15	15 - 30	0 - 15	15 - 30
Chemical	**Units**									
Isophorone	µg/kg	74 *U*	110 *U*	58 *U*	67 *U*	59 *U*	60 *U*	52 *UJ*	51 *U*	53 *U*
Naphthalene	µg/kg	74 *U*	110 *U*	58 *U*	67 *U*	59 *U*	60 *U*	52 *UJ*	51 *U*	53 *U*
Nitrobenzene	µg/kg	74 *U*	110 *U*	58 *U*	67 *U*	59 *U*	60 *U*	52 *UJ*	51 *U*	53 *U*
N-Nitrosodimethylamine	µg/kg	380 *U*	570 *U*	300 *U*	340 *U*	310 *U*	310 *U*	270 *UJ*	260 *U*	270 *U*
N-Nitroso-di-n-propylamine	µg/kg	74 *U*	110 *U*	58 *U*	67 *U*	59 *U*	60 *U*	52 *UJ*	51 *U*	53 *U*
N-Nitrosodiphenylamine	µg/kg	74 *U*	110 *U*	58 *U*	67 *U*	59 *U*	60 *U*	52 *UJ*	51 *U*	53 *U*
Pentachlorophenol	µg/kg	1,900 *U*	2,800 *U*	1,500 *U*	1,700 *U*	1,500 *U*	1,500 *U*	1,300 *UJ*	1,300 *U*	1,400 *U*
Phenanthrene	µg/kg	120	110 *U*	250	1,000	210	150	74 *J*	65	53 *U*
Phenol	µg/kg	74 *U*	110 *U*	58 *U*	67 *U*	59 *U*	60 *U*	52 *UJ*	51 *U*	53 *U*
Pyrene	µg/kg	260	110 *U*	400	2,600	540	290	120 *J*	120	53 *U*
Pesticides										
4,4'-DDD	µg/kg	1.04 *UJ*	1.06 *UJ*	1.09 *UJ*	1.05 *UJ*	1.04 *UJ*	1.07 *UJ*	1.09 *UJ*	1.09 *UJ*	1.05 *UJ*
4,4'-DDE	µg/kg	1.04 *UJ*	*R*	1.09 *UJ*	1.05 *UJ*	1.25 *J*	1.07 *UJ*	1.48 *J*	1.09 *UJ*	1.05 *UJ*
4,4'-DDT	µg/kg	1.2 *J*	1.27 *UJ*	3.51 *J*	1.05 *UJ*	1.42 *J*	3.45 *J*	4.73 *J*	1.39 *J*	1.05 *UJ*
Aldrin	µg/kg	1.04 *UJ*	1.06 *U*	1.09 *U*	1.05 *UJ*	1.04 *U*	1.07 *U*	1.09 *U*	1.09 *U*	1.05 *U*
alpha-BHC	µg/kg	1.04 *UJ*	1.06 *UJ*	1.09 *UJ*	1.05 *UJ*	1.04 *UJ*	1.07 *UJ*	1.09 *UJ*	1.09 *UJ*	1.05 *UJ*
beta-BHC	µg/kg	1.04 *UJ*	*R*	1.09 *UJ*	1.05 *UJ*	1.17 *J*	1.07 *UJ*	1.09 *UJ*	1.09 *UJ*	1.05 *UJ*
gamma-BHC (Lindane)	µg/kg	1.04 *UJ*	1.06 *UJ*	1.09 *UJ*	1.05 *UJ*	1.04 *UJ*	1.07 *UJ*	1.09 *UJ*	1.09 *UJ*	1.05 *UJ*
delta-BHC	µg/kg	*R*	*R*	*R*	*R*	*R*	*R*	*R*	*R*	*R*
Dieldrin	µg/kg	1.04 *UJ*	1.06 *U*	*R*	1.05 *UJ*	1.42 *J*	1.07 *UJ*	2.91 *J*	1.09 *UJ*	1.05 *UJ*
Endosulfan I	µg/kg	1.04 *UJ*	1.06 *UJ*	1.09 *UJ*	1.05 *UJ*	1.04 *UJ*	1.07 *UJ*	1.09 *UJ*	1.09 *UJ*	1.05 *UJ*
Endosulfan II	µg/kg	1.04 *UJ*	1.06 *UJ*	1.09 *UJ*	1.05 *UJ*	1.04 *UJ*	1.07 *UJ*	1.09 *UJ*	1.09 *UJ*	1.05 *UJ*
Endosulfan sulfate	µg/kg	*R*	*R*	*R*	*R*	*R*	*R*	*R*	*R*	*R*
Endrin aldehyde	µg/kg	1.04 *UJ*	1.06 *UJ*	1.09 *UJ*	1.05 *UJ*	1.04 *UJ*	1.07 *UJ*	2.04 *J*	1.09 *UJ*	1.05 *UJ*
Endrin ketone	µg/kg	1.04 *UJ*	1.06 *UJ*	1.09 *UJ*	1.05 *UJ*	1.04 *UJ*	1.07 *UJ*	1.09 *UJ*	1.09 *UJ*	1.05 *UJ*
Endrin	µg/kg	1.04 *UJ*	1.06 *U*	1.09 *UJ*	*R*	1.04 *UJ*	1.07 *UJ*	1.09 *UJ*	1.09 *UJ*	1.05 *UJ*
Heptachlor epoxide	µg/kg	1.04 *U*	2.09 *J*	*R*	2.18 *J*	2.34 *J*	1.07 *UJ*	1.26 *J*	1.09 *UJ*	1.05 *UJ*
Heptachlor	µg/kg	1.04 *U*	1.06 *U*	1.09 *U*	1.05 *U*	1.04 *U*	1.07 *U*	1.09 *U*	1.09 *U*	1.05 *U*
Methoxychlor	µg/kg	1.04 *UJ*	1.06 *UJ*	1.09 *UJ*	1.05 *UJ*	1.04 *UJ*	1.07 *UJ*	1.09 *UJ*	1.09 *UJ*	1.05 *UJ*
Toxaphene	µg/kg	104 *UJ*	106 *UJ*	109 *UJ*	105 *UJ*	104 *UJ*	107 *UJ*	109 *UJ*	109 *UJ*	105 *UJ*

Table A-4B. (cont.)

	Survey:	ONON2A	ONON2A	ONON2A	ONON2A	ONON2A	ONON2A	ONON2A	ONON2A	ONON2A
	Sample Number:	WS0009	WS0010	WS0034	WS0011	WS0012	WS0013	WS0014	WS0015	WS0016
	Station ID:	S379	S379	S379	S380	S380	S381	S381	S382	S382
	Duplicates:		D1	D2						
	Date:	8/12/2000	8/12/2000	8/12/2000	8/12/2000	8/12/2000	8/12/2000	8/12/2000	8/12/2000	8/12/2000
	Depth (cm):	0 - 15	15 - 30	15 - 30	0 - 15	15 - 30	0 - 15	15 - 30	0 - 15	15 - 30
Chemical	**Units**									
cis (alpha)-Chlordane	µg/kg	1.04 *UJ*	1.06 *UJ*	1.09 *UJ*	1.05 *UJ*	1.04 *UJ*	1.07 *UJ*	1.09 *UJ*	1.09 *UJ*	1.05 *UJ*
trans (gamma)-Chlordane	µg/kg	1.04 *U*	1.06 *UJ*	1.09 *UJ*	1.05 *U*	1.71 *J*	1.07 *UJ*	2.16 *J*	1.09 *UJ*	1.05 *UJ*
Total Chlordane [2]	µg/kg	1.04 *U*	1.06 *UJ*	1.09 *UJ*	1.05 *U*	1.71 *J*	1.07 *UJ*	2.16 *J*	1.09 *UJ*	1.05 *UJ*
PCBs										
Aroclor 1016	µg/kg	51.8 *U*	52.9 *U*	54.5 *U*	52.6 *U*	52 *U*	53.3 *U*	54.3 *U*	54.6 *U*	52.5 *U*
Aroclor 1221	µg/kg	51.8 *U*	52.9 *U*	54.5 *U*	52.6 *U*	52 *U*	53.3 *U*	54.3 *U*	54.6 *U*	52.5 *U*
Aroclor 1232	µg/kg	51.8 *U*	52.9 *U*	54.5 *U*	52.6 *U*	52 *U*	53.3 *U*	54.3 *U*	54.6 *U*	52.5 *U*
Aroclor 1242	µg/kg	51.8 *U*	52.9 *U*	54.5 *U*	17.2 *J*	52 *U*	53.3 *U*	54.3 *U*	54.6 *U*	52.5 *U*
Aroclor 1248	µg/kg	51.8 *U*	52.9 *U*	54.5 *U*	52.6 *U*	52 *U*	53.3 *U*	54.3 *U*	54.6 *U*	12 *J*
Aroclor 1254	µg/kg	14.3 *J*	52.9 *U*	56.3 *J*	18.1 *J*	24.6 *J*	53.3 *U*	54.3 *U*	54.6 *U*	52.5 *U*
Aroclor 1260	µg/kg	51.8 *U*	52.9 *U*	54.5 *U*	14 *J*	48.7 *J*	134 *J*	269 *J*	54.8 *J*	52.5 *U*
Aroclor 1268	µg/kg	51.8 *U*	52.9 *U*	157 *J*	52.6 *U*	52 *U*	53.3 *U*	54.3 *U*	54.6 *U*	52.5 *U*
Sum of PCBs	µg/kg	40.2	105.8 *U*	213	49.3	73.3	161	296	82.1	38.3
PCDD/PCDFs										
2,3,7,8-Tetrachlorodibenzodioxin	ng/kg	0.325 *J*	0.1 *U*	0.403 *J*	0.333 *J*	0.533 *J*	0.403 *J*	0.16 *U*	0.23 *J*	0.181 *J*
1,2,3,7,8-Pentachlorodibenzodioxin	ng/kg	0.556 *J*	0.1 *U*	0.63 *U*	0.45 *U*	0.57 *U*	0.55 *U*	0.21 *U*	0.27 *U*	0.28 *J*
1,2,3,4,7,8-Hexachlorodibenzodioxin	ng/kg	0.563 *J*	0.185 *J*	0.356 *J*	0.36 *J*	0.448 *J*	0.673 *J*	0.25 *U*	0.324 *J*	0.313 *J*
1,2,3,6,7,8-Hexachlorodibenzodioxin	ng/kg	2.88	0.141 *J*	1.55 *J*	1.35 *J*	1.71 *J*	2.46	1.02 *J*	1.51 *J*	1.33 *J*
1,2,3,7,8,9-Hexachlorodibenzodioxin	ng/kg	1.86 *J*	0.202 *J*	0.994 *J*	1.22 *J*	1.1 *J*	1.91 *J*	0.58 *U*	0.996 *J*	0.904 *J*
1,2,3,4,6,7,8-Heptachlorodibenzodioxin	ng/kg	45	3.75	18.3	20.9	22.8	51.2	25.7	28.7	25.8
Octachlorodibenzodioxin	ng/kg	331	20.6	121	168	173	431	248	263	247
Total tetrachlorodibenzodioxins	ng/kg	9.51	3.77	10.8	12.7	9.63	7.27	3.29	5.1	4.18
Total pentachlorodibenzodioxins	ng/kg	4.14	0.94 *J*	3.75	1.77	1.67	3.28	0.3 *J*	1.42	1.4
Total hexachlorodibenzodioxins	ng/kg	24.1	0.78 *J*	11.5	11.4	14	18.7	7.04	11.8	8.26
Total heptachlorodibenzodioxins	ng/kg	86.9	6.11	35.2	45.2	46.5	102	52.6	59	52.1
2,3,7,8-Tetrachlorodibenzofuran	ng/kg	5.61	0.789 *J*	225	17.9	20.6	12	18.9	10.2	21.3
1,2,3,7,8-Pentachlorodibenzofuran	ng/kg	2.41	0.371 *J*	22.2	6.99	7.24	4.15	7.35	5.87	9.34
2,3,4,7,8-Pentachlorodibenzofuran	ng/kg	2.18	0.322 *J*	20.1	4.41	3.94	2.65	3.47	2.45	3.88
1,2,3,4,7,8-Hexachlorodibenzofuran	ng/kg	4.45	0.747 *J*	12.5	9.18	9.48	6.38	8.61	13.9	10.8
1,2,3,6,7,8-Hexachlorodibenzofuran	ng/kg	1.95 *J*	0.399 *J*	3.13 *J*	2.87	2.85	2.74	2.25 *J*	3.71	3.27

Table A-4B. (cont.)

	Survey:	ONON2A	ONON2A	ONON2A	ONON2A	ONON2A	ONON2A	ONON2A	ONON2A	ONON2A
	Sample Number:	WS0009	WS0010	WS0034	WS0011	WS0012	WS0013	WS0014	WS0015	WS0016
	Station ID:	S379	S379	S379	S380	S380	S381	S381	S382	S382
	Duplicates:		D1	D2						
	Date:	8/12/2000	8/12/2000	8/12/2000	8/12/2000	8/12/2000	8/12/2000	8/12/2000	8/12/2000	8/12/2000
	Depth (cm):	0 - 15	15 - 30	15 - 30	0 - 15	15 - 30	0 - 15	15 - 30	0 - 15	15 - 30
Chemical	**Units**									
1,2,3,7,8,9-Hexachlorodibenzofuran	ng/kg	0.66 *U*	0.1 *U*	0.368 *J*	0.23 *U*	0.39 *U*	0.31 *U*	0.183 *J*	0.4 *U*	0.228 *J*
2,3,4,6,7,8-Hexachlorodibenzofuran	ng/kg	2.14 *J*	0.494 *J*	1.1 *J*	0.883 *J*	0.779 *J*	0.863 *J*	0.608 *J*	0.882 *J*	0.873 *J*
1,2,3,4,6,7,8-Heptachlorodibenzofuran	ng/kg	33	2.05 *J*	11.3	11.1	10.8	20	9.9	17.3	9.64
1,2,3,4,7,8,9-Heptachlorodibenzofuran	ng/kg	3.27	0.259 *J*	3.62 *J*	3.6	4.27	4.77	3.61	6.4	22.2
Octachlorodibenzofuran	ng/kg	40	2.73 *J*	42.4	38.4	50.5	85.9	36	83.2	27.8
Total tetrachlorodibenzofurans	ng/kg	47.8	7.88	543	69.9	88.9	62.5	50.3	35.2	84.8
Total pentachlorodibenzofurans	ng/kg	28.2	4.06	92.8	36.6	35.9	31.3	29	23.7	35.5
Total hexachlorodibenzofurans	ng/kg	38	2.81	30	25.6	28.3	33.6	26.2	35.1	37.4
Total heptachlorodibenzofurans	ng/kg	70.4	1.23 *J*	25.5	28.4	29	55.8	29	43.6	103
TEQ - Dioxins (ND=1/2)	ng/kg	1.89	0.19	1.20	1.08	1.39	1.74	0.61	0.96	1.00
TEQ - Furans (ND=1/2)	ng/kg	3.03	0.45	35.52	5.80	5.88	4.00	5.30	4.65	6.38
TEQ - Total [3] (ND=1/2)	ng/kg	4.92	0.64	36.73	6.88	7.27	5.74	5.91	5.61	7.37

Notes: [1] Sum of xylenes is a calculated quantity, not a direct measurement

[2] Total chlordane is a calculated quantity, not a direct measurement

[3] TEQ calculated using WHO TEFs

[4] HCB results for the two methods were inconsistent, and so the average was taken

HCB - Hexachlorobenzene

J - estimated

U - not detected at reported quantitation limit

R - rejected datum

Table A-5A. Southern Basin Wetland SYW-12 Sediment Sample Data (All Parameters)

	Survey:	ONON2A	ONON2A	ONON2A	ONON2A	ONON2A	ONON2A	ONON2A	ONON2A
	Sample Number:	WS0025	WS0026	WS0027	WS0028	WS0029	WS0030	WS0031	WS0032
	Station ID:	S387	S387	S388	S388	S389	S389	S390	S390
	Duplicates:								
	Date:	8/12/2000	8/12/2000	8/12/2000	8/12/2000	8/13/2000	8/13/2000	8/13/2000	8/13/2000
	Depth (cm):	0 - 15	15 - 30	0 - 15	15 - 30	0 - 15	15 - 30	0 - 15	15 - 30
Chemical	**Units**								
Inorganics									
Aluminum	mg/kg	2,610	2,490	3,500	2,470	7,090	5,390	2,410	15,100
Antimony	mg/kg	0.25 *U*	0.27 *UJ*	0.33 *J*	0.46 *J*	0.58 *J*	0.79 *J*	0.23 *UJ*	0.92
Arsenic	mg/kg	1.6	2.4	3.0	3.1	3.7	5.0	1.8	10.8
Barium	mg/kg	67.4	98.2 *J*	143 *J*	161 *J*	152	118	31.4	324
Beryllium	mg/kg	0.28	0.27	0.3	0.25	0.44	0.37	0.17	0.88
Cadmium	mg/kg	2.7	7.3	8.8	8.7	8.8	19	0.94	80.4
Calcium	mg/kg	142,000	207,000	148,000	168,000	110,000	70,700	91,400	74,100
Chromium	mg/kg	48.7	112	87.8	83.9	115 *J*	135 *J*	11.6 *J*	594
Cobalt	mg/kg	1.8	1.4	3.8	3.3	4.7	4.8	1.5	9.3
Copper	mg/kg	18.6	43.5	74	82.9	87.5	165	17.5	517
Cyanide	mg/kg	0.67 *U*	0.72 *U*	0.64 *U*	0.59 *U*	0.79 *U*	0.65 *U*	0.61 *U*	1.4
Iron	mg/kg	6,830	10,700	9,190	6,870	11,800	9,620	7,230	27,000
Lead	mg/kg	23.3	44.5 *J*	112 *J*	114 *J*	116 *J*	112 *J*	55.4 *J*	340
Magnesium	mg/kg	15,600	6,920	7,070	4,830	17,000	9,370	12,900	13,900
Manganese	mg/kg	254	282	242	227	284 *J*	205 *J*	175 *J*	348
Mercury	mg/kg	0.054 *J*	0.11 *J*	1.5 *J*	1.5	1.1	0.37	0.035 *U*	6
Nickel	mg/kg	13.1	11.9	24	26.8	31.8	48.7	8.1	100
Potassium	mg/kg	504	366	930	559	1,880	1,360	666	3,750
Selenium	mg/kg	0.50 *U*	0.64	0.87	0.84	0.59 *U*	4.1	0.45 *U*	1.1
Silver	mg/kg	0.16	0.38	1.8	1.3	2.7	1.7	0.091 *U*	11.5
Sodium	mg/kg	332 *J*	641 *J*	366 *J*	438 *J*	502 *J*	406 *J*	242 *J*	2,070 *J*
Thallium	mg/kg	0.66 *U*	1.0	0.63 *U*	0.58 *U*	0.78 *U*	0.63 *U*	0.6 *U*	0.98 *U*
Vanadium	mg/kg	5.1	4.3	8.7	5.9	15.5 *J*	11.8 *J*	5.3 *J*	31.1 *J*
Zinc	mg/kg	81.4 *J*	147	241	236	224	320	91.9	866
Volatile Organic Compounds									
1,1,1-Trichloroethane	µg/kg	5.6 *U*	7.2 *U*	6.4 *U*	6 *UJ*	6.9 *U*	7.6 *U*	6 *U*	49 *U*
1,1,2,2-Tetrachloroethane	µg/kg	5.6 *U*	7.2 *U*	6.4 *U*	6 *UJ*	6.9 *U*	7.6 *U*	6 *U*	49 *U*
1,1,2-Trichloroethane	µg/kg	5.6 *U*	7.2 *U*	6.4 *U*	6 *UJ*	6.9 *U*	7.6 *U*	6 *U*	49 *U*
1,1-Dichloroethane	µg/kg	5.6 *U*	7.2 *U*	6.4 *U*	6 *UJ*	6.9 *U*	7.6 *U*	6 *U*	49 *U*
1,1-Dichloroethene	µg/kg	5.6 *U*	7.2 *U*	6.4 *U*	6 *UJ*	6.9 *U*	7.6 *U*	6 *U*	49 *U*
1,2-Dichloroethane	µg/kg	5.6 *U*	7.2 *U*	6.4 *U*	6 *UJ*	6.9 *U*	7.6 *U*	6 *U*	49 *U*

Table A-5A. (cont.)

	Survey:	ONON2A	ONON2A	ONON2A	ONON2A	ONON2A	ONON2A	ONON2A	ONON2A
	Sample Number:	WS0025	WS0026	WS0027	WS0028	WS0029	WS0030	WS0031	WS0032
	Station ID:	S387	S387	S388	S388	S389	S389	S390	S390
	Duplicates:								
	Date:	8/12/2000	8/12/2000	8/12/2000	8/12/2000	8/13/2000	8/13/2000	8/13/2000	8/13/2000
	Depth (cm):	0 - 15	15 - 30	0 - 15	15 - 30	0 - 15	15 - 30	0 - 15	15 - 30
Chemical	**Units**								
1,2-Dichloropropane	µg/kg	5.6 *U*	7.2 *U*	6.4 *U*	6 *UJ*	6.9 *U*	7.6 *U*	6 *U*	49 *U*
2-Butanone	µg/kg	11 *U*	14 *U*	13 *U*	12 *UJ*	14 *U*	3.8 *J*	12 *U*	86
2-Hexanone	µg/kg	11 *U*	14 *U*	13 *U*	12 *UJ*	14 *U*	15 *U*	12 *U*	98 *U*
4-Methyl-2-pentanone	µg/kg	11 *U*	14 *U*	13 *U*	12 *UJ*	14 *U*	15 *U*	12 *U*	98 *U*
Acetone	µg/kg	22 *U*	29 *U*	25 *U*	24 *UJ*	28 *U*	18	24 *U*	570
Benzene	µg/kg	5.6 *U*	7.2 *U*	6.4 *U*	1.3 *J*	6.9 *U*	7.6 *U*	6 *U*	18 *J*
Bromodichloromethane	µg/kg	5.6 *U*	7.2 *U*	6.4 *U*	6 *UJ*	6.9 *U*	7.6 *U*	6 *U*	49 *U*
Bromoform	µg/kg	5.6 *U*	7.2 *U*	6.4 *U*	6 *UJ*	6.9 *U*	7.6 *U*	6 *U*	49 *U*
Bromomethane	µg/kg	5.6 *U*	7.2 *U*	6.4 *U*	6 *UJ*	6.9 *U*	7.6 *U*	6 *U*	49 *U*
Carbon disulfide	µg/kg	11 *U*	14 *U*	13 *U*	12 *UJ*	14 *U*	15 *U*	12 *U*	11
Carbon Tetrachloride	µg/kg	5.6 *U*	7.2 *U*	6.4 *U*	6 *UJ*	6.9 *U*	7.6 *U*	6 *U*	49 *U*
Chlorobenzene	µg/kg	5.6 *U*	7.2 *U*	2 *J*	4.2 *J*	6.9 *U*	7.6 *U*	6 *U*	22
Chloroethane	µg/kg	5.6 *U*	7.2 *U*	6.4 *U*	6 *UJ*	6.9 *U*	7.6 *U*	6 *U*	49 *U*
Chloroform	µg/kg	5.6 *U*	7.2 *U*	6.4 *U*	6 *UJ*	6.9 *U*	7.6 *U*	6 *U*	49 *U*
Chloromethane	µg/kg	5.6 *U*	7.2 *U*	6.4 *U*	6 *UJ*	6.9 *U*	7.6 *UJ*	6 *U*	49 *UJ*
cis-1,2-Dichloroethene	µg/kg	5.6 *U*	7.2 *U*	6.4 *U*	6 *UJ*	6.9 *U*	7.6 *U*	6 *U*	49 *U*
trans-1,2-Dichloroethene	µg/kg	5.6 *U*	7.2 *U*	6.4 *U*	6 *UJ*	6.9 *U*	7.6 *U*	6 *U*	49 *U*
cis-1,3-Dichloropropene	µg/kg	5.6 *U*	7.2 *U*	6.4 *U*	6 *UJ*	6.9 *U*	7.6 *U*	6 *U*	49 *U*
trans-1,3-Dichloropropene	µg/kg	5.6 *U*	7.2 *U*	6.4 *U*	6 *UJ*	6.9 *U*	7.6 *U*	6 *U*	49 *U*
Dibromochloromethane	µg/kg	5.6 *U*	7.2 *U*	6.4 *U*	6 *UJ*	6.9 *U*	7.6 *U*	6 *U*	49 *U*
Ethylbenzene	µg/kg	5.6 *U*	7.2 *U*	6.4 *U*	6 *UJ*	6.9 *U*	7.6 *U*	6 *U*	15
Methylene chloride	µg/kg	5.6 *U*	7.2 *U*	6.4 *U*	2.6 *J*	2.1 *J*	1.5 *J*	1.3 *J*	49 *U*
Styrene	µg/kg	5.6 *U*	7.2 *U*	6.4 *U*	6 *UJ*	6.9 *U*	7.6 *U*	6 *U*	49 *U*
Tetrachloroethene	µg/kg	5.6 *U*	7.2 *U*	6.4 *U*	6 *UJ*	6.9 *U*	7.6 *U*	6 *U*	49 *U*
Toluene	µg/kg	5.6 *U*	7.2 *U*	1.7 *J*	4.9 *J*	6.9 *U*	7.6 *U*	6 *U*	24
Trichloroethene	µg/kg	5.6 *U*	7.2 *U*	6.4 *U*	6 *UJ*	6.9 *U*	7.6 *U*	6 *U*	49 *U*
Vinyl chloride	µg/kg	5.6 *U*	7.2 *U*	6.4 *U*	6 *UJ*	6.9 *U*	7.6 *U*	6 *U*	49 *U*
Xylene (m,p)	µg/kg	5.6 *U*	7.2 *U*	6.4 *U*	6 *UJ*	6.9 *U*	7.6 *U*	6 *U*	67
Xylene (o)	µg/kg	5.6 *U*	7.2 *U*	6.4 *U*	6 *UJ*	6.9 *U*	7.6 *U*	6 *U*	47
Sum of Xylenes [1]	µg/kg	5.6 *U*	7.2 *U*	6.4 *U*	6 *UJ*	6.9 *U*	7.6 *U*	6 *U*	114

Table A-5A. (cont.)

	Survey:	ONON2A	ONON2A	ONON2A	ONON2A	ONON2A	ONON2A	ONON2A	ONON2A
	Sample Number:	WS0025	WS0026	WS0027	WS0028	WS0029	WS0030	WS0031	WS0032
	Station ID:	S387	S387	S388	S388	S389	S389	S390	S390
	Duplicates:								
	Date:	8/12/2000	8/12/2000	8/12/2000	8/12/2000	8/13/2000	8/13/2000	8/13/2000	8/13/2000
	Depth (cm):	0 - 15	15 - 30	0 - 15	15 - 30	0 - 15	15 - 30	0 - 15	15 - 30
Chemical	**Units**								
Semivolatile Organic Compounds									
1,2,4-Trichlorobenzene	µg/kg	39 *U*	48 *U*	410 *U*	390 *U*	44 *U*	46 *U*	40 *U*	65 *U*
1,2-Dichlorobenzene	µg/kg	39 *U*	48 *U*	410 *U*	390 *U*	44 *U*	46 *U*	40 *U*	65 *U*
1,3-Dichlorobenzene	µg/kg	39 *U*	48 *U*	410 *U*	390 *U*	44 *U*	46 *U*	40 *U*	65 *U*
1,4-Dichlorobenzene	µg/kg	39 *U*	48 *U*	410 *U*	390 *U*	54	46 *U*	40 *U*	65 *U*
2,2'-Oxybis(1-chloropropane)	µg/kg	39 *U*	48 *U*	410 *U*	390 *U*	44 *U*	46 *U*	40 *U*	65 *U*
2,4,5-Trichlorophenol	µg/kg	200 *U*	250 *UJ*	2,100 *U*	2,000 *U*	230 *U*	240 *U*	210 *U*	340 *U*
2,4,6-Trichlorophenol	µg/kg	200 *U*	250 *UJ*	2,100 *U*	2,000 *U*	230 *U*	240 *U*	210 *U*	340 *U*
2,4-Dichlorophenol	µg/kg	200 *U*	250 *UJ*	2,100 *U*	2,000 *U*	230 *U*	240 *U*	210 *U*	340 *U*
2,4-Dimethylphenol	µg/kg	200 *U*	250 *UJ*	2,100 *U*	2,000 *U*	230 *U*	240 *U*	210 *U*	340 *U*
2,4-Dinitrophenol	µg/kg	1,000 *UJ*	1,200 *UJ*	11,000 *UJ*	10,000 *UJ*	1,100 *U*	1,200 *U*	1,000 *UJ*	1,700 *U*
2,4-Dinitrotoluene	µg/kg	200 *U*	250 *U*	2,100 *U*	2,000 *U*	230 *U*	240 *U*	210 *UJ*	340 *U*
2,6-Dinitrotoluene	µg/kg	200 *U*	250 *U*	2,100 *U*	2,000 *U*	230 *U*	240 *U*	210 *U*	340 *U*
2-Chloronaphthalene	µg/kg	39 *U*	48 *U*	410 *U*	390 *U*	44 *U*	46 *U*	40 *U*	65 *U*
2-Chlorophenol	µg/kg	39 *U*	48 *UJ*	410 *U*	390 *U*	44 *U*	46 *U*	40 *U*	65 *U*
2-Methyl-4,6-dinitrophenol	µg/kg	1,000 *U*	1,200 *UJ*	11,000 *U*	10,000 *U*	1,100 *U*	1,200 *U*	1,000 *UJ*	1,700 *U*
2-Methylnaphthalene	µg/kg	39 *U*	48 *U*	410 *U*	780	44 *U*	46 *U*	40 *U*	65 *U*
2-Methylphenol	µg/kg	39 *U*	48 *UJ*	410 *U*	390 *U*	44 *U*	46 *U*	40 *U*	65 *U*
4-Methylphenol	µg/kg	39 *U*	48 *UJ*	410 *U*	390 *U*	44 *U*	46 *U*	40 *U*	65 *U*
2-Nitroaniline	µg/kg	79 *U*	98 *U*	840 *U*	790 *U*	90 *U*	93 *U*	82 *UJ*	130 *U*
3-Nitroaniline	µg/kg	1,000 *U*	1,200 *U*	11,000 *U*	10,000 *U*	1,100 *U*	1,200 *U*	1,000 *U*	1,700 *U*
4-Nitroaniline	µg/kg	1,000 *U*	1,200 *U*	11,000 *U*	10,000 *U*	1,100 *U*	1,200 *U*	1,000 *U*	1,700 *U*
2-Nitrophenol	µg/kg	200 *U*	250 *UJ*	2,100 *U*	2,000 *U*	230 *U*	240 *U*	210 *U*	340 *U*
4-Nitrophenol	µg/kg	1,000 *U*	1,200 *UJ*	11,000 *U*	10,000 *U*	1,100 *U*	1,200 *U*	1,000 *U*	1,700 *U*
3,3-Dichlorobenzidine	µg/kg	39 *UJ*	48 *UJ*	410 *UJ*	390 *UJ*	44 *U*	46 *U*	40 *U*	65 *U*
4-Bromophenyl-phenyl ether	µg/kg	39 *U*	48 *U*	410 *U*	390 *U*	44 *U*	46 *U*	40 *U*	65 *U*
4-Chloro-3-methylphenol	µg/kg	200 *U*	250 *UJ*	2,100 *U*	2,000 *U*	230 *U*	240 *U*	210 *U*	340 *U*
4-Chloroaniline	µg/kg	39 *UJ*	48 *UJ*	410 *UJ*	390 *UJ*	44 *U*	46 *U*	40 *U*	65 *U*
4-Chlorophenyl-phenyl ether	µg/kg	39 *U*	48 *U*	410 *U*	390 *U*	44 *U*	46 *U*	40 *U*	65 *U*
Acenaphthene	µg/kg	39 *U*	48 *U*	410 *U*	1,300	44 *U*	61	78	65 *U*
Acenaphthylene	µg/kg	39 *U*	340	590	1,200	80	160	79	160
Anthracene	µg/kg	39 *U*	220	780	3,600	120	260	230	250

Table A-5A. (cont.)

	Survey:	ONON2A	ONON2A	ONON2A	ONON2A	ONON2A	ONON2A	ONON2A	ONON2A
	Sample Number:	WS0025	WS0026	WS0027	WS0028	WS0029	WS0030	WS0031	WS0032
	Station ID:	S387	S387	S388	S388	S389	S389	S390	S390
	Duplicates:								
	Date:	8/12/2000	8/12/2000	8/12/2000	8/12/2000	8/13/2000	8/13/2000	8/13/2000	8/13/2000
	Depth (cm):	0 - 15	15 - 30	0 - 15	15 - 30	0 - 15	15 - 30	0 - 15	15 - 30
Chemical	**Units**								
Benz(a)anthracene	µg/kg	39 *U*	48 *U*	1,800	7,500	340	590	580	790
Benzo(a)pyrene	µg/kg	39 *U*	48 *U*	2,000	7,100	360	660	610	830
Benzo(b)fluoranthene	µg/kg	39 *U*	48 *U*	1,400	4,900	320	420	410	610
Benzo(g,h,i)perylene	µg/kg	39 *U*	48 *U*	910	4,800	260	450	340	570
Benzo(k)fluoranthene	µg/kg	39 *U*	48 *U*	1,700	5,700	340	450	490	650
Benzyl Alcohol	µg/kg	200 *U*	250 *U*	2,100 *U*	2,000 *U*	230 *U*	240 *U*	210 *U*	340 *U*
Bis(2-chloroethoxy)methane	µg/kg	39 *U*	48 *U*	410 *U*	390 *U*	44 *U*	46 *U*	40 *U*	65 *U*
Bis(2-chloroethyl)ether	µg/kg	39 *U*	48 *U*	410 *U*	390 *U*	44 *U*	46 *U*	40 *U*	65 *U*
Bis(2-ethylhexyl)phthalate	µg/kg	71 *U*	110 *U*	410 *U*	390 *U*	470	120	170 *UJ*	65 *U*
Butylbenzylphthalate	µg/kg	39 *U*	48 *U*	410 *U*	390 *U*	44 *U*	46 *U*	40 *U*	65 *U*
Carbazole	µg/kg	39 *U*	48 *U*	410 *U*	1,600	44 *U*	89	89	78
Chrysene	µg/kg	39 *U*	48 *U*	2,000	7,600	400	700	570	850
Dibenz(a,h)anthracene	µg/kg	39 *U*	48 *U*	410 *U*	390 *U*	90	160	130	210
Dibenzofuran	µg/kg	39 *U*	48 *U*	410 *U*	990	44 *U*	46 *U*	46	65 *U*
Diethylphthalate	µg/kg	39 *U*	48 *U*	410 *U*	390 *U*	44 *U*	46 *U*	40 *U*	65 *U*
Dimethylphthalate	µg/kg	39 *U*	48 *U*	410 *U*	390 *U*	44 *U*	46 *U*	40 *U*	65 *U*
Di-n-butylphthalate	µg/kg	39 *U*	48 *U*	410 *U*	390 *U*	44 *U*	46 *U*	130 *UJ*	120
Di-n-octylphthalate	µg/kg	39 *U*	48 *U*	410 *U*	390 *U*	44 *U*	46 *U*	40 *U*	65 *U*
Fluoranthene	µg/kg	39 *U*	120	3,200	16,000	730	1,300	1,100	1,300
Fluorene	µg/kg	39 *U*	110	410 *U*	390 *U*	44 *U*	46 *U*	82	73
Hexachlorobenzene (GC/ECD)	µg/kg	2.69	2.21	31.2	46.6	3.53	3.51 *J*	4.35	18.5 *J*
Hexachlorobenzene (GC/MS)	µg/kg	39 *U*	48 *U*	410 *U*	390 *U*	44 *U*	46 *U*	40 *U*	65 *U*
Final HCB Value	µg/kg	2.69 *J*	2.21 *J*	31.2 *J*	46.6 *J*	3.53 *J*	3.51 *J*	4.35 *J*	18.5 *J*
Hexachlorobutadiene	µg/kg	39 *U*	48 *U*	410 *U*	390 *U*	44 *U*	46 *U*	40 *U*	65 *U*
Hexachlorocyclopentadiene	µg/kg	200 *UJ*	250 *UJ*	2,100 *UJ*	2,000 *UJ*	230 *U*	240 *U*	210 *U*	340 *U*
Hexachloroethane	µg/kg	39 *U*	48 *U*	410 *U*	390 *U*	44 *U*	46 *U*	40 *U*	65 *U*
Indeno(1,2,3-cd)pyrene	µg/kg	39 *U*	48 *U*	1,600	4,500	190	370	330	490
Isophorone	µg/kg	39 *U*	48 *U*	410 *U*	390 *U*	44 *U*	46 *U*	40 *U*	65 *U*
Naphthalene	µg/kg	39 *U*	48 *U*	410 *U*	1,900	44 *U*	52	40 *U*	65 *U*
Nitrobenzene	µg/kg	39 *U*	48 *U*	410 *U*	390 *U*	44 *U*	46 *U*	40 *U*	65 *U*
N-Nitrosodimethylamine	µg/kg	200 *U*	250 *U*	2,100 *U*	2,000 *U*	230 *U*	240 *U*	210 *U*	340 *U*
N-nitroso-di-n-propylamine	µg/kg	39 *U*	48 *U*	410 *U*	390 *U*	44 *U*	46 *U*	40 *U*	65 *U*

Table A-5A. (cont.)

	Survey:	ONON2A	ONON2A	ONON2A	ONON2A	ONON2A	ONON2A	ONON2A	ONON2A
	Sample Number:	WS0025	WS0026	WS0027	WS0028	WS0029	WS0030	WS0031	WS0032
	Station ID:	S387	S387	S388	S388	S389	S389	S390	S390
	Duplicates:								
	Date:	8/12/2000	8/12/2000	8/12/2000	8/12/2000	8/13/2000	8/13/2000	8/13/2000	8/13/2000
	Depth (cm):	0 - 15	15 - 30	0 - 15	15 - 30	0 - 15	15 - 30	0 - 15	15 - 30
Chemical	**Units**								
N-Nitrosodiphenylamine	µg/kg	39 *U*	48 *U*	410 *U*	390 *U*	44 *U*	46 *U*	40 *U*	65 *U*
Pentachlorophenol	µg/kg	1,000 *U*	1,200 *UJ*	11,000 *U*	10,000 *U*	1,100 *U*	1,200 *U*	1,000 *U*	1,700 *U*
Phenanthrene	µg/kg	39 *U*	88	1,900	13,000	240	1,000	800	870
Phenol	µg/kg	39 *U*	48 *UJ*	410 *U*	390 *U*	44 *U*	46 *U*	40 *U*	65 *U*
Pyrene	µg/kg	39 *U*	48 *U*	2,600	11,000	630	1,100	890	1,200
Pesticides									
4,4'-DDD	µg/kg	1.07 *UJ*	1.09 *UJ*	1.09 *UJ*	1.07 *UJ*	1.96 *J*	*R*	1.43 *J*	8.27 *J*
4,4'-DDE	µg/kg	2.59 *J*	1.09 *UJ*	1.32 *J*	*R*	*R*	7.43 *J*	2.32 *J*	*R*
4,4'-DDT	µg/kg	2.07 *J*	3.12 *J*	3.87 *J*	11.9 *J*	5.78 *J*	8.75 *J*	5.9 *J*	24.7 *J*
Aldrin	µg/kg	1.07 *U*	1.09 *U*	1.09 *U*	*R*	*R*	*R*	1.05 *UJ*	*R*
alpha-BHC	µg/kg	1.07 *UJ*	1.09 *UJ*	1.09 *UJ*	1.07 *UJ*	1.05 *UJ*	*R*	1.05 *UJ*	5.7 *J*
beta-BHC	µg/kg	1.07 *UJ*	1.09 *UJ*	1.09 *UJ*	2.06 *J*	1.05 *UJ*	2.49 *J*	1.05 *UJ*	1.08 *UJ*
gamma-BHC (Lindane)	µg/kg	1.07 *UJ*	1.09 *UJ*	1.09 *UJ*	1.07 *UJ*	1.05 *UJ*	*R*	1.05 *UJ*	1.08 *UJ*
delta-BHC	µg/kg	*R*	*R*	*R*	*R*	*R*	*R*	1.72 *J*	5.01 *J*
Dieldrin	µg/kg	2.63 *J*	3.7 *J*	4.97 *J*	*R*	3.22 *J*	3.86 *J*	1.05 *UJ*	20.6 *J*
Endosulfan I	µg/kg	1.07 *UJ*	1.09 *UJ*	1.09 *UJ*	1.07 *UJ*	1.05 *UJ*	1.05 *UJ*	1.05 *UJ*	1.08 *UJ*
Endosulfan II	µg/kg	1.07 *UJ*	1.09 *UJ*	1.09 *UJ*	*R*	*R*	*R*	*R*	*R*
Endosulfan sulfate	µg/kg	*R*	6.15 *J*	*R*	*R*	*R*	*R*	*R*	*R*
Endrin aldehyde	µg/kg	2.13 *J*	2.51 *J*	1.09 *UJ*	1.07 *UJ*	1.05 *UJ*	*R*	1.05 *UJ*	1.08 *UJ*
Endrin ketone	µg/kg	1.07 *UJ*	1.09 *UJ*	1.09 *UJ*	1.07 *UJ*	1.05 *UJ*	*R*	1.05 *UJ*	1.08 *UJ*
Endrin	µg/kg	1.07 *UJ*	1.68 *J*	1.09 *UJ*	2.89 *J*	1.05 *UJ*	2.61 *J*	1.05 *UJ*	5.17 *J*
Heptachlor epoxide	µg/kg	2.19 *J*	*R*	*R*	1.07 *UJ*	4.97 *J*	*R*	2.65 *J*	11 *J*
Heptachlor	µg/kg	1.07 *U*	1.09 *U*	1.09 *U*	1.07 *U*	1.05 *U*	1.05 *UJ*	1.05 *U*	1.08 *U*
Methoxychlor	µg/kg	1.07 *UJ*	*R*	1.09 *UJ*	8.71 *J*	1.05 *UJ*	1.05 *UJ*	1.05 *UJ*	*R*
Toxaphene	µg/kg	107 *UJ*	109 *UJ*	109 *UJ*	107 *UJ*	105 *UJ*	105 *UJ*	105 *UJ*	108 *UJ*
alpha-Chlordane	µg/kg	1.07 *UJ*	1.09 *UJ*	1.09 *UJ*	*R*	2.99 *J*	4.91 *J*	3.19 *J*	12.4 *J*
gamma-Chlordane	µg/kg	*R*	1.53 *J*	2.29 *J*	6.28 *J*	5.52 *J*	7.87 *J*	4.24 *J*	15 *J*
Total Chlordane[2]	µg/kg	1.07 UJ	1.53 *J*	2.29 *J*	6.28 *J*	8.51 *J*	12.78 *J*	7.43 *J*	27.4 *J*
PCBs									
Aroclor 1016	µg/kg	53.7 *U*	54.7 *U*	54.4 *UJ*	53.7 *U*	52.3 *U*	52.3 *U*	52.3 *U*	54.1 *U*
Aroclor 1221	µg/kg	53.7 *U*	54.7 *U*	54.4 *UJ*	53.7 *U*	52.3 *U*	52.3 *U*	52.3 *U*	54.1 *U*
Aroclor 1232	µg/kg	53.7 *U*	54.7 *U*	54.4 *UJ*	53.7 *U*	52.3 *U*	52.3 *U*	52.3 *U*	54.1 *U*

Table A-5A. (cont.)

	Survey:	ONON2A	ONON2A	ONON2A	ONON2A	ONON2A	ONON2A	ONON2A	ONON2A
	Sample Number:	WS0025	WS0026	WS0027	WS0028	WS0029	WS0030	WS0031	WS0032
	Station ID:	S387	S387	S388	S388	S389	S389	S390	S390
	Duplicates:								
	Date:	8/12/2000	8/12/2000	8/12/2000	8/12/2000	8/13/2000	8/13/2000	8/13/2000	8/13/2000
	Depth (cm):	0 - 15	15 - 30	0 - 15	15 - 30	0 - 15	15 - 30	0 - 15	15 - 30
Chemical	**Units**								
Aroclor 1242	µg/kg	16.3 *J*	13.7 *J*	66.3 *J*	108 *J*	17.8 *J*	41.1 *J*	21.3 *J*	537 *J*
Aroclor 1248	µg/kg	53.7 *U*	54.7 *U*	54.4 *UJ*	53.7 *U*	52.3 *U*	52.3 *U*	52.3 *U*	54.1 *U*
Aroclor 1254	µg/kg	42.4 *J*	58.7 *J*	127 *J*	248 *J*	100 *J*	129 *J*	125 *J*	719 *J*
Aroclor 1260	µg/kg	29.5 *J*	55.2 *J*	94.6 *J*	194 *J*	144 *J*	116 *UJ*	189 *J*	249 *J*
Aroclor 1268	µg/kg	53.7 *U*	54.7 *U*	54.4 *UJ*	53.7 *U*	52.3 *U*	52.3 *U*	52.3 *U*	54.1 *U*
Sum of PCBs	µg/kg	88.2	127.6	287.9	550	261.8	170.1	335.3	1505

Notes: [1] Sum of xylenes is a calculated quantity, not a direct measurement

[2] Total chlordane is a calculated quantity, not a direct measurement

HCB - Hexachlorobenzene

J - estimated

U - not detected at reported quantitation limit

R - rejected datum

Table A-5B. Southern Basin Wetland SYW-19 Sediment Sample Data (All Parameters)

	Survey:	ONON2A	ONON2A	ONON2A	ONON2A	ONON2A	ONON2A	ONON2A	ONON2A	ONON2A
	Sample Number:	WS0017	WS0018	WS0019	WS0020	WS0021	WS0033	WS0022	WS0023	WS0024
	Station ID:	S383	S383	S384	S384	S385	S385	S385	S386	S386
	Duplicates:					D1	D2			
	Date:	8/11/2000	8/11/2000	8/11/2000	8/11/2000	8/11/2000	8/11/2000	8/11/2000	8/11/2000	8/11/2000
	Depth (cm):	0 - 15	15 - 30	0 - 15	15 - 30	0 - 15	0 - 15	15 - 30	0 - 15	15 - 30
Chemical	**Units**									
Inorganics										
Aluminum	mg/kg	4,920	3,680	3,510	3,540	5,040	5,450	2,300	5,410	6,500
Antimony	mg/kg	0.64 *J*	0.83 *J*	0.55 *J*	0.59 *J*	1.3 *J*	0.89 *J*	5.5 *J*	0.32 *UJ*	0.43 *J*
Arsenic	mg/kg	6.8	7.0	4.9	4.6	7.1	10.1	8.5	7.8	9.3
Barium	mg/kg	273 *J*	263 *J*	176 *J*	274 *J*	370 *J*	410 *J*	161 *J*	369 *J*	655 *J*
Beryllium	mg/kg	0.46	0.44	0.63	0.35	0.51	0.58	0.25	0.47	0.49
Cadmium	mg/kg	1.3	4.6	0.84	0.85	1.9	2.6	3.1	0.73	0.67
Calcium	mg/kg	218,000	283,000	152,000	233,000	164,000	229,000	302,000	231,000	242,000
Chromium	mg/kg	42.7	97.9	33.7	59.5	49	60.2	48	40	14.5
Cobalt	mg/kg	5.0	4.2	3.1	5.0	4.3	4.8	2.8	4.6	4.0
Copper	mg/kg	53	62.9	45	59.8	63.8	84.7	69	167	89
Cyanide	mg/kg	0.87 *U*	0.86 *U*	1.1 *U*	0.93 *U*	0.89 *U*	0.96 *U*	0.82 *U*	0.85 *U*	0.66 *U*
Iron	mg/kg	11,700	8,940	9,040	9,840	10,800	12,700	3,810	9,420	11,400
Lead	mg/kg	90.8 *J*	276 *J*	92.4 *J*	103 *J*	244 *J*	274 *J*	376 *J*	30.4 *J*	21.8 *J*
Magnesium	mg/kg	7,930	5,220	5,450	8,240	7,770	7,650	3,420	8,810	12,800
Manganese	mg/kg	290	276	175	268	140	185	143	303	299
Mercury	mg/kg	11.4	15.4	17.9	11.1	18	32.1	60.2	4.8	8.5
Nickel	mg/kg	32.5	44.7	23.4	26.2	39.2	48.6	44.5	26.8	23.6
Potassium	mg/kg	832	415	420	499	909	972	138	882	927
Selenium	mg/kg	1.3	1.2	1.6	1.1	1.6	1.8	1.3	1.1	0.81
Silver	mg/kg	0.25	0.74	0.21	0.59	1.1	1.4	1.4	0.15	0.099 *U*
Sodium	mg/kg	1,230 *J*	1,590 *J*	1,300 *J*	3,870 *J*	1,390 *J*	1,780 *J*	3,390 *J*	1,400 *J*	1,300 *J*
Thallium	mg/kg	0.86 *U*	0.84 *U*	1.1 *U*	0.91 *U*	0.88 *U*	0.94 *U*	0.8 *U*	0.83 *U*	0.64 *U*
Vanadium	mg/kg	11	9.3	12.4	12.8	12.7	13.4	6.2	12.9	11.8
Zinc	mg/kg	138	192	110	152	111	127	138	89	65.2
Volatile Organic Compounds										
1,1,1-Trichloroethane	µg/kg	9.2 *U*	8.8 *UJ*	15 *UJ*	9.1 *UJ*	9.7 *UJ*	9.8 *U*	8 *UJ*	8.3 *U*	6.9 *U*
1,1,2,2-Tetrachloroethane	µg/kg	9.2 *U*	8.8 *UJ*	15 *UJ*	9.1 *UJ*	9.7 *UJ*	9.8 *U*	8 *UJ*	8.3 *U*	6.9 *U*
1,1,2-Trichloroethane	µg/kg	9.2 *U*	8.8 *UJ*	15 *UJ*	9.1 *UJ*	9.7 *UJ*	9.8 *U*	8 *UJ*	8.3 *U*	6.9 *U*
1,1-Dichloroethane	µg/kg	9.2 *U*	8.8 *UJ*	15 *UJ*	9.1 *UJ*	9.7 *UJ*	9.8 *U*	8 *UJ*	8.3 *U*	6.9 *U*
1,1-Dichloroethene	µg/kg	9.2 *U*	8.8 *UJ*	15 *UJ*	9.1 *UJ*	9.7 *UJ*	9.8 *U*	8 *UJ*	8.3 *U*	6.9 *U*
1,2-Dichloroethane	µg/kg	9.2 *U*	8.8 *UJ*	15 *UJ*	9.1 *UJ*	9.7 *UJ*	9.8 *U*	8 *UJ*	8.3 *U*	6.9 *U*

Table A-5B. (cont.)

	Survey:	ONON2A	ONON2A	ONON2A	ONON2A	ONON2A	ONON2A	ONON2A	ONON2A	ONON2A
	Sample Number:	WS0017	WS0018	WS0019	WS0020	WS0021	WS0033	WS0022	WS0023	WS0024
	Station ID:	S383	S383	S384	S384	S385	S385	S385	S386	S386
	Duplicates:					D1	D2			
	Date:	8/11/2000	8/11/2000	8/11/2000	8/11/2000	8/11/2000	8/11/2000	8/11/2000	8/11/2000	8/11/2000
	Depth (cm):	0 - 15	15 - 30	0 - 15	15 - 30	0 - 15	0 - 15	15 - 30	0 - 15	15 - 30
Chemical	**Units**									
1,2-Dichloropropane	µg/kg	9.2 *U*	8.8 *UJ*	15 *UJ*	9.1 *UJ*	9.7 *UJ*	9.8 *U*	8 *UJ*	8.3 *U*	6.9 *U*
2-Butanone	µg/kg	5.7 *J*	47 *J*	4.2 *J*	51 *J*	19 *UJ*	20 *U*	35 *J*	5.5	17
2-Hexanone	µg/kg	18 *U*	18 *UJ*	30 *UJ*	18 *UJ*	19 *UJ*	20 *U*	16 *UJ*	17 *U*	14 *U*
4-Methyl-2-pentanone	µg/kg	18 *U*	18 *UJ*	30 *UJ*	18 *UJ*	19 *UJ*	20 *U*	16 *UJ*	17 *U*	14 *U*
Acetone	µg/kg	20 *U*	230 *J*	63 *UJ*	240 *J*	20 *UJ*	39 *U*	110 *UJ*	46 *U*	83 *U*
Benzene	µg/kg	3.9 *J*	35 *J*	60 *J*	160 *J*	4.5 *J*	4.9	27 *J*	8.3 *U*	6.9 *U*
Bromodichloromethane	µg/kg	9.2 *U*	8.8 *UJ*	15 *UJ*	9.1 *UJ*	9.7 *UJ*	9.8 *U*	8 *UJ*	8.3 *U*	6.9 *U*
Bromoform	µg/kg	9.2 *U*	8.8 *UJ*	15 *UJ*	9.1 *UJ*	9.7 *UJ*	9.8 *U*	8 *UJ*	8.3 *U*	6.9 *U*
Bromomethane	µg/kg	9.2 *U*	8.8 *UJ*	15 *UJ*	9.1 *UJ*	9.7 *UJ*	9.8 *U*	8 *UJ*	8.3 *U*	6.9 *U*
Carbon disulfide	µg/kg	18 *U*	2.8 *J*	30 *UJ*	8.4 *J*	19 *UJ*	20 *U*	7.4 *J*	17 *U*	14 *U*
Carbon tetrachloride	µg/kg	9.2 *U*	8.8 *UJ*	15 *UJ*	9.1 *UJ*	9.7 *UJ*	9.8 *U*	8 *UJ*	8.3 *U*	6.9 *U*
Chlorobenzene	µg/kg	110	540	600	3,500	80 *J*	74		10 *J*	39
Chloroethane	µg/kg	9.2 *U*	8.8 *UJ*	15 *UJ*	9.1 *UJ*	9.7 *UJ*	9.8 *U*	8 *UJ*	8.3 *U*	6.9 *U*
Chloroform	µg/kg	9.2 *U*	8.8 *UJ*	15 *UJ*	9.1 *UJ*	9.7 *UJ*	9.8 *U*	8 *UJ*	8.3 *U*	6.9 *U*
Chloromethane	µg/kg	9.2 *U*	8.8 *UJ*	15 *UJ*	9.1 *UJ*	9.7 *UJ*	9.8 *U*	8 *UJ*	8.3 *U*	6.9 *U*
cis-1,2-Dichloroethene	µg/kg	9.2 *U*	8.8 *UJ*	15 *UJ*	2 *J*	9.7 *UJ*	9.8 *U*	8 *UJ*	8.3 *U*	6.9 *U*
trans-1,2-Dichloroethene	µg/kg	9.2 *U*	8.8 *UJ*	15 *UJ*	9.1 *UJ*	9.7 *UJ*	9.8 *U*	8 *UJ*	8.3 *U*	6.9 *U*
cis-1,3-Dichloropropene	µg/kg	9.2 *U*	8.8 *UJ*	15 *UJ*	9.1 *UJ*	9.7 *UJ*	9.8 *U*	8 *UJ*	8.3 *U*	6.9 *U*
trans-1,3-Dichloropropene	µg/kg	9.2 *U*	8.8 *UJ*	15 *UJ*	9.1 *UJ*	9.7 *UJ*	9.8 *U*	8 *UJ*	8.3 *U*	6.9 *U*
Dibromochloromethane	µg/kg	9.2 *U*	8.8 *UJ*	15 *UJ*	9.1 *UJ*	9.7 *UJ*	9.8 *U*	8 *UJ*	8.3 *U*	6.9 *U*
Ethylbenzene	µg/kg	7 *J*	12 *J*	24 *J*	62 *J*	9.3 *J*	9.8 *U*	18 *J*	8.3 *U*	6.9 *U*
Methylene chloride	µg/kg	9.2 *U*	8.8 *UJ*	15 *UJ*	9.1 *UJ*	9.7 *UJ*	9.8 *U*	8 *UJ*	8.3 *U*	6.9 *U*
Styrene	µg/kg	9.2 *U*	2.8 *J*	15 *UJ*	9.1 *UJ*	6.4 *J*	9.8 *U*	4.5 *J*	8.3 *U*	6.9 *U*
Tetrachloroethene	µg/kg	9.2 *U*	8.8 *UJ*	15 *UJ*	9.1 *UJ*	9.7 *UJ*	9.8 *U*	8 *UJ*	8.3 *U*	6.9 *U*
Toluene	µg/kg	9.2 *U*	18 *UJ*	39 *UJ*	20 *UJ*	9.7 *UJ*	9.8 *U*	18 *UJ*	8.3 *U*	6.9 *U*
Trichloroethene	µg/kg	9.2 *U*	8.8 *UJ*	15 *UJ*	9.1 *UJ*	9.7 *UJ*	9.8 *U*	8 *UJ*	8.3 *U*	6.9 *U*
Vinyl chloride	µg/kg	9.2 *U*	8.8 *UJ*	15 *UJ*	9.1 *UJ*	9.7 *UJ*	9.8 *U*	8 *UJ*	8.3 *U*	6.9 *U*
Xylene (m,p)	µg/kg	9.2 *U*	26 *UJ*	36 *UJ*	100 *J*	9.7 *UJ*	9.8 *U*	32 *UJ*	8.3 *U*	6.9 *U*
Xylene (o)	µg/kg	9.2 *U*	8.8 *UJ*	15 *UJ*	26 *J*	9.7 *UJ*	9.8 *U*	8 *UJ*	8.3 *U*	6.9 *U*
Sum of Xylenes [1]	µg/kg	9.2 *U*	17.4 *UJ*	25.5 *UJ*	126 *J*	9.7 *UJ*	9.8 *U*	20 *UJ*	8.3 *U*	6.9 *U*

Table A-5B. (cont.)

	Survey:	ONON2A	ONON2A	ONON2A	ONON2A	ONON2A	ONON2A	ONON2A	ONON2A	ONON2A
	Sample Number:	WS0017	WS0018	WS0019	WS0020	WS0021	WS0033	WS0022	WS0023	WS0024
	Station ID:	S383	S383	S384	S384	S385	S385	S385	S386	S386
	Duplicates:					D1	D2			
	Date:	8/11/2000	8/11/2000	8/11/2000	8/11/2000	8/11/2000	8/11/2000	8/11/2000	8/11/2000	8/11/2000
	Depth (cm):	0 - 15	15 - 30	0 - 15	15 - 30	0 - 15	0 - 15	15 - 30	0 - 15	15 - 30
Chemical	**Units**									
Semivolatile Organic Compounds										
1,2,4-Trichlorobenzene	µg/kg	1,400	6,100	3,200	2,800	3,900	9,200	18,000	200 *J*	160
1,2-Dichlorobenzene	µg/kg	2,100	5,800	4,900	3,600	3,000	5,800	3,000	610 *J*	450
1,3-Dichlorobenzene	µg/kg	410	1,200	830 *U*	780	660	2,100	6,200	62 *J*	140
1,4-Dichlorobenzene	µg/kg	4,500	10,000	9,800	8,000	4,900	11,000	5,700	920 *J*	1,300
2,2'-Oxybis(1-chloropropane)	µg/kg	120 *U*	600 *U*	830 *U*	580 *U*	310 *U*	270 *UJ*	420 *U*	54 *UJ*	49 *U*
2,4,5-Trichlorophenol	µg/kg	590 *U*	3,100 *U*	4,300 *U*	3,000 *U*	1,600 *U*	1,400 *U*	2,200 *U*	280 *UJ*	250 *U*
2,4,6-Trichlorophenol	µg/kg	590 *U*	3,100 *U*	4,300 *U*	3,000 *U*	1,600 *U*	1,400 *U*	2,200 *U*	280 *UJ*	250 *U*
2,4-Dichlorophenol	µg/kg	590 *U*	3,100 *U*	4,300 *U*	3,000 *U*	1,600 *U*	1,400 *U*	2,200 *U*	280 *UJ*	250 *U*
2,4-Dimethylphenol	µg/kg	590 *U*	3,100 *U*	4,300 *U*	3,000 *U*	1,600 *U*	1,400 *U*	2,200 *U*	280 *UJ*	250 *U*
2,4-Dinitrophenol	µg/kg	3,000 *U*	15,000 *U*	21,000 *U*	15,000 *U*	7,900 *U*	7,100 *U*	11,000 *U*	1,400 *UJ*	1,300 *UJ*
2,4-Dinitrotoluene	µg/kg	590 *U*	3,100 *U*	4,300 *U*	3,000 *U*	1,600 *U*	1,400 *U*	2,200 *U*	280 *UJ*	250 *U*
2,6-Dinitrotoluene	µg/kg	590 *U*	3,100 *U*	4,300 *U*	3,000 *U*	1,600 *U*	1,400 *U*	2,200 *U*	280 *UJ*	250 *U*
2-Chloronaphthalene	µg/kg	120 *U*	600 *U*	830 *U*	580 *U*	310 *U*	270 *U*	420 *U*	54 *UJ*	49 *U*
2-Chlorophenol	µg/kg	120 *U*	600 *U*	830 *U*	580 *U*	310 *U*	270 *U*	420 *U*	54 *UJ*	49 *U*
2-Methyl-4,6-dinitrophenol	µg/kg	3,000 *U*	15,000 *U*	21,000 *U*	15,000 *U*	7,900 *U*	7,100 *U*	11,000 *U*	1,400 *UJ*	1,300 *U*
2-Methylnaphthalene	µg/kg	330	720	1,300	830	320	510	420 *U*	54 *UJ*	49 *U*
2-Methylphenol	µg/kg	120 *U*	600 *U*	830 *U*	580 *U*	310 *U*	270 *U*	420 *U*	54 *UJ*	49 *U*
4-Methylphenol	µg/kg	130	600 *U*	830 *U*	580 *U*	310 *U*	1,000	420 *U*	54 *UJ*	49 *U*
2-Nitroaniline	µg/kg	230 *U*	1,200 *U*	1,700 *U*	1,200 *U*	620 *U*	560 *U*	860 *U*	110 *UJ*	100 *U*
3-Nitroaniline	µg/kg	3,000 *U*	15,000 *U*	21,000 *U*	15,000 *U*	7,900 *U*	7,100 *U*	11,000 *U*	1,400 *UJ*	1,300 *U*
4-Nitroaniline	µg/kg	3,000 *U*	15,000 *U*	21,000 *U*	15,000 *U*	7,900 *U*	7,100 *U*	11,000 *U*	1,400 *UJ*	1,300 *U*
2-Nitrophenol	µg/kg	590 *U*	3,100 *U*	4,300 *U*	3,000 *U*	1,600 *U*	1,400 *U*	2,200 *U*	280 *UJ*	250 *U*
4-Nitrophenol	µg/kg	3,000 *U*	15,000 *U*	21,000 *U*	15,000 *U*	7,900 *U*	7,100 *U*	11,000 *U*	1,400 *UJ*	1,300 *U*
3,3-Dichlorobenzidine	µg/kg	120 *UJ*	600 *UJ*	830 *UJ*	580 *UJ*	310 *UJ*	270 *UJ*	420 *UJ*	54 *UJ*	49 *UJ*
4-Bromophenyl-phenyl ether	µg/kg	120 *U*	600 *U*	830 *U*	580 *U*	310 *U*	270 *U*	420 *U*	54 *UJ*	49 *U*
4-Chloro-3-methylphenol	µg/kg	590 *U*	3,100 *U*	4,300 *U*	3,000 *U*	1,600 *U*	1,400 *U*	2,200 *U*	280 *UJ*	250 *U*
4-Chloroaniline	µg/kg	120 *UJ*	600 *UJ*	830 *UJ*	580 *UJ*	310 *UJ*	270 *UJ*	420 *UJ*	54 *UJ*	49 *UJ*
4-Chlorophenyl-phenyl ether	µg/kg	120 *U*	600 *U*	830 *U*	580 *U*	310 *U*	270 *U*	420 *U*	54 *UJ*	49 *U*
Acenaphthene	µg/kg	340	1,900	2,500	1,300	330	270 *U*	1,600	54 *UJ*	49 *U*
Acenaphthylene	µg/kg	630	1,700	1,900	1,500	910	1,600	1,500	170 *J*	250
Anthracene	µg/kg	2,400	6,500	10,000	6,300	2,800	270 *U*	420 *U*	300 *J*	380

Table A-5B. (cont.)

	Survey:	ONON2A	ONON2A	ONON2A	ONON2A	ONON2A	ONON2A	ONON2A	ONON2A	ONON2A
	Sample Number:	WS0017	WS0018	WS0019	WS0020	WS0021	WS0033	WS0022	WS0023	WS0024
	Station ID:	S383	S383	S384	S384	S385	S385	S385	S386	S386
	Duplicates:					D1	D2			
	Date:	8/11/2000	8/11/2000	8/11/2000	8/11/2000	8/11/2000	8/11/2000	8/11/2000	8/11/2000	8/11/2000
	Depth (cm):	0 - 15	15 - 30	0 - 15	15 - 30	0 - 15	0 - 15	15 - 30	0 - 15	15 - 30
Chemical	**Units**									
Benz(a)anthracene	µg/kg	2,800	11,000	14,000	8,700	2,800	1,800 *J*	4,100	160 *J*	560
Benzo(a)pyrene	µg/kg	3,000	11,000	13,000	7,800	3,100	3,100 *J*	9,200	180 *J*	530
Benzo(b)fluoranthene	µg/kg	2,900	8,300	11,000	7,100	3,100	3,900 *J*	10,000	220 *J*	520
Benzo(g,h,i)perylene	µg/kg	1,900	6,200	6,800	4,400	2,100	1,500 *J*	6,800	160 *J*	370
Benzo(k)fluoranthene	µg/kg	2,700	8,200	10,000	5,900	3,300	3,500 *J*	9,000	200 *J*	450
Benzyl alcohol	µg/kg	590 *U*	3,100 *U*	4,300 *U*	3,000 *U*	1,600 *U*	1,400 *U*	2,200 *U*	280 *UJ*	250 *U*
Bis(2-chloroethoxy)methane	µg/kg	120 *U*	600 *U*	830 *U*	580 *U*	310 *U*	270 *U*	420 *U*	54 *UJ*	49 *U*
Bis(2-chloroethyl)ether	µg/kg	120 *U*	600 *U*	830 *U*	580 *U*	310 *U*	270 *U*	420 *U*	54 *UJ*	49 *U*
Bis(2-ethylhexyl)phthalate	µg/kg	890 *J*	600 *U*	1,800 *J*	1,800 *J*	610 *J*	270 *U*	420 *U*	1,800 *J*	49 *U*
Butylbenzylphthalate	µg/kg	120 *U*	600 *U*	830 *U*	580 *U*	310 *U*	270 *U*	420 *U*	54 *UJ*	49 *U*
Carbazole	µg/kg	450	2,300	2,600	1,400	720	270 *U*	420 *U*	54 *UJ*	49 *U*
Chrysene	µg/kg	3,700	12,000	15,000	9,800	3,400	3,300 *J*	5,200	230 *J*	660
Dibenz(a,h)anthracene	µg/kg	800	2,800	3,100	2,200	950	270 *U*	3,300	66 *J*	200
Dibenzofuran	µg/kg	280	600 *U*	1,900	960	310 *U*	270 *U*	1,100	54 *UJ*	49 *U*
Diethylphthalate	µg/kg	120 *U*	600 *U*	830 *U*	580 *U*	310 *U*	270 *U*	420 *U*	54 *UJ*	49 *U*
Dimethylphthalate	µg/kg	120 *U*	600 *U*	830 *U*	580 *U*	310 *U*	270 *U*	420 *U*	54 *UJ*	49 *U*
Di-n-butylphthalate	µg/kg	120 *U*	600 *U*	830 *U*	580 *U*	310 *U*	270 *U*	420 *U*	54 *UJ*	49 *U*
Di-n-octylphthalate	µg/kg	120 *U*	600 *U*	830 *U*	580 *U*	310 *U*	270 *U*	420 *U*	54 *UJ*	49 *U*
Fluoranthene	µg/kg	7,800	28,000	33,000	20,000	7,000	7,600	16,000	330 *J*	700
Fluorene	µg/kg	410	600 *U*	2,700	1,400	360	270 *U*	1,500	54 *UJ*	49 *U*
Hexachlorobenzene (GC/ECD)	µg/kg	2,140 *J*	1,470 *J*	1,040 *J*	458	2,510 *J*	5,110	*R*	106 *J*	63.4 *J*
Hexachlorobenzene (GC/MS)	µg/kg	630	1000	830 *U*	580 *U*	1,800	12,000 *J*	420 *U*	54 *UJ*	49 *U*
Final HCB Value	µg/kg	1,385 *J*	1,235 *J*	935 [4]	458 *J*	2,155 *J*	8,555 *J*	420 *U*	80 [4]	56.2 [4]
Hexachlorobutadiene	µg/kg	120 *U*	600 *U*	830 *U*	580 *U*	310 *U*	270 *U*	420 *U*	54 *UJ*	49 *U*
Hexachlorocyclopentadiene	µg/kg	590 *U*	3,100 *U*	4,300 *U*	3,000 *U*	1,600 *U*	1,400 *U*	2,200 *U*	280 *UJ*	250 *U*
Hexachloroethane	µg/kg	120 *U*	600 *U*	830 *U*	580 *U*	310 *U*	270 *U*	420 *U*	54 *UJ*	49 *U*
Indeno(1,2,3-cd)pyrene	µg/kg	1,800	6,300	7,100	4,900	2,000	1,700 *J*	6,000	120 *J*	400
Isophorone	µg/kg	120 *U*	600 *U*	830 *U*	580 *U*	310 *U*	270 *U*	420 *U*	54 *UJ*	49 *U*
Naphthalene	µg/kg	2,000	2,400	5,000	5,100	1,700	3,600	2,100	340 *J*	660
Nitrobenzene	µg/kg	120 *U*	600 *U*	830 *U*	580 *U*	310 *U*	270 *U*	420 *U*	54 *UJ*	49 *U*
N-Nitrosodimethylamine	µg/kg	590 *U*	3,100 *U*	4,300 *U*	3,000 *U*	1,600 *U*	1,400 *U*	2,200 *U*	280 *UJ*	250 *U*
N-Nitroso-di-n-propylamine	µg/kg	120 *U*	600 *U*	830 *U*	580 *U*	310 *U*	270 *U*	420 *U*	54 *UJ*	49 *U*

Table A-5B. (cont.)

	Survey:	ONON2A	ONON2A	ONON2A	ONON2A	ONON2A	ONON2A	ONON2A	ONON2A	ONON2A
	Sample Number:	WS0017	WS0018	WS0019	WS0020	WS0021	WS0033	WS0022	WS0023	WS0024
	Station ID:	S383	S383	S384	S384	S385	S385	S385	S386	S386
	Duplicates:					D1	D2			
	Date:	8/11/2000	8/11/2000	8/11/2000	8/11/2000	8/11/2000	8/11/2000	8/11/2000	8/11/2000	8/11/2000
	Depth (cm):	0 - 15	15 - 30	0 - 15	15 - 30	0 - 15	0 - 15	15 - 30	0 - 15	15 - 30
Chemical	**Units**									
N-Nitrosodiphenylamine	µg/kg	120 *U*	600 *U*	830 *U*	580 *U*	310 *U*	270 *U*	420 *U*	54 *UJ*	49 *U*
Pentachlorophenol	µg/kg	3,000 *U*	15,000 *U*	21,000 *U*	15,000 *U*	7,900 *U*	7,100 *U*	11,000 *U*	1,400 *UJ*	1,300 *U*
Phenanthrene	µg/kg	3,700	20,000	22,000	11,000	4,100	4,700	13,000	190 *J*	230
Phenol	µg/kg	530	820	830 *U*	580 *U*	850	4,800	2,200	89 *J*	120
Pyrene	µg/kg	5,600	21,000	26,000	15,000	5,400	5,700 *J*	420 *U*	310 *J*	480
Pesticides										
4,4'-DDD	µg/kg	1.05 *UJ*	1.07 *UJ*	1.08 *UJ*	1.09 *UJ*	1.06 *UJ*	1.09 *UJ*	1.08 *UJ*	1.01 *UJ*	1.1 *UJ*
4,4'-DDE	µg/kg	*R*	*R*	*R*	16.3 *J*	7.84 *J*	26.4 *J*	8.04 *J*	4.85 *J*	3.41 *J*
4,4'-DDT	µg/kg	51 *J*	44.8 *J*	44 *J*	22.1 *J*	20.8 *J*	56.3 *J*	*R*	*R*	3.51 *J*
Aldrin	µg/kg	21 *J*	1.07 *UJ*	45.4 *J*	31.3 *J*	28.7 *J*	26.4 *J*	49.6 *J*	5.43 *UJ*	3.35 *J*
alpha-BHC	µg/kg	*R*	*R*	2.48 *J*	2.35 *J*	1.06 *UJ*	1.09 *UJ*	*R*	1.01 *UJ*	1.1 *UJ*
beta-BHC	µg/kg	1.05 *UJ*	1.07 *UJ*	1.08 *UJ*	1.09 *UJ*	10.7 *J*	1.09 *UJ*	1.08 *UJ*	1.71 *J*	1.1 *UJ*
delta-BHC	µg/kg	1.83 *J*	4.49 *J*	*R*	*R*	3.14 *J*	*R*	10.4 *J*	2.84 *J*	*R*
gamma-BHC (Lindane)	µg/kg	1.05 *UJ*	*R*	6.25 *J*	3.95 *J*	2.34 *J*	1.09 *UJ*	*R*	1.28 *J*	1.1 *UJ*
Dieldrin	µg/kg	20.1 *J*	38.5	21.6 *J*	16.7 *J*	22.2 *J*	25.9	13.5 *J*	4.12 *J*	2.04 *J*
Endosulfan I	µg/kg	1.05 *UJ*	1.07 *UJ*	10.9 *J*	1.09 *UJ*	7.85 *J*	9.82 *J*	1.08 *UJ*	1.01 *UJ*	1.1 *UJ*
Endosulfan II	µg/kg	1.05 *UJ*	1.07 *UJ*	*R*	1.09 *UJ*	1.06 *UJ*	1.09 *UJ*	*R*	1.01 *UJ*	1.1 *UJ*
Endosulfan sulfate	µg/kg	*R*	*R*	*R*	*R*	*R*	*R*	*R*	*R*	*R*
Endrin aldehyde	µg/kg	*R*	1.07 *UJ*	*R*	1.09 *UJ*	1.06 *UJ*	*R*	1.08 *UJ*	1.01 *UJ*	1.1 *UJ*
Endrin ketone	µg/kg	1.05 *UJ*	1.07 *UJ*	16.8 *J*	8.17 *J*	5.88 *J*	1.09 *UJ*	6.06 *J*	1.01 *UJ*	1.1 *UJ*
Endrin	µg/kg	1.05 *UJ*	13.3	1.08 *UJ*	1.09 *U*	*R*	1.09 *U*	1.08 *U*	1.01 *U*	1.1 *U*
Heptachlor epoxide	µg/kg	14.5 *J*	31.8 *J*	1.08 *UJ*	1.09 *U*	14.4 *J*	1.09 *U*	33.5	3.31	1.1 *U*
Heptachlor	µg/kg	1.05 *UJ*	1.07 *U*	1.08 *UJ*	1.09 *U*	1.06 *UJ*	1.09 *U*	1.08 *U*	1.01 *U*	1.1 *U*
Methoxychlor	µg/kg	1.05 *UJ*	1.07 *UJ*	1.08 *UJ*	1.09 *UJ*	1.06 *UJ*	1.09 *UJ*	11.6 *J*	*R*	1.1 *UJ*
Toxaphene	µg/kg	105 *UJ*	107 *UJ*	108 *UJ*	109 *UJ*	106 *UJ*	109 *UJ*	108 *UJ*	101 *UJ*	110 *UJ*
alpha-Chlordane	µg/kg	5.52 *J*	18.4 *J*	10.9 *J*	10.6 *J*	*R*	1.09 *UJ*	1.08 *UJ*	1.01 *UJ*	1.1 *UJ*
gamma-Chlordane	µg/kg	11.4 *J*	*R*	18.8 *J*	16.5 *J*	*R*	*R*	22.4 *J*	4.47 *J*	1.76 *J*
Total chlordane[2]	µg/kg	16.92 *J*	18.4 *J*	29.7 *J*	27.1 *J*	*R*	1.09 *UJ*	22.4 *J*	4.47 *J*	1.76 *J*
PCBs										
Aroclor 1016	µg/kg	52.5 *U*	53.4 *U*	54.2 *U*	54.7 *U*	52.8 *U*	54.7 *U*	54.2 *U*	52.7 *U*	54.9 *U*
Aroclor 1221	µg/kg	52.5 *U*	53.4 *U*	54.2 *U*	54.7 *U*	52.8 *U*	54.7 *U*	54.2 *U*	52.7 *U*	54.9 *U*
Aroclor 1232	µg/kg	52.5 *U*	53.4 *U*	54.2 *U*	54.7 *U*	52.8 *U*	54.7 *U*	54.2 *U*	52.7 *U*	54.9 *U*

Table A-5B. (cont.)

Survey:	ONON2A	ONON2A	ONON2A	ONON2A	ONON2A	ONON2A	ONON2A	ONON2A	ONON2A
Sample Number:	WS0017	WS0018	WS0019	WS0020	WS0021	WS0033	WS0022	WS0023	WS0024
Station ID:	S383	S383	S384	S384	S385	S385	S385	S386	S386
Duplicates:					D1	D2			
Date:	8/11/2000	8/11/2000	8/11/2000	8/11/2000	8/11/2000	8/11/2000	8/11/2000	8/11/2000	8/11/2000
Depth (cm):	0 - 15	15 - 30	0 - 15	15 - 30	0 - 15	0 - 15	15 - 30	0 - 15	15 - 30
Chemical	**Units**								
Aroclor 1242	µg/kg	308 *J*	201 *J*	541 *J*	350 *J*	111 *J*	447 *J*	1,130 *J*	49 *J*	68.8 *J*
Aroclor 1248	µg/kg	52.5 *U*	53.4 *U*	54.2 *U*	54.7 *U*	52.8 *U*	54.7 *U*	54.2 *U*	52.7 *U*	54.9 *U*
Aroclor 1254	µg/kg	483 *J*	750 *J*	372 *J*	273 *J*	419 *J*	473 *J*	492 *J*	52.7 *U*	50 *J*
Aroclor 1260	µg/kg	190 *J*	372 *J*	158 *J*	154 *J*	141 *J*	140 *J*	197 *J*	576 *J*	52.5 *J*
Aroclor 1268	µg/kg	52.5 *U*	53.4 *U*	54.2 *U*	54.7 *U*	52.8 *U*	54.7 *U*	54.2 *U*	52.7 *U*	54.9 *U*
Sum of PCBs	µg/kg	981	1,323	1,071	777	671	1,060	1,819	625	171.3
PCDD/PCDFs									
2,3,7,8-Tetrachlorodibenzodioxin	ng/kg	9.5	22.4	16.8	8.29	71.6	40.5	14.2	2.61	4.17
1,2,3,7,8-Pentachlorodibenzodioxin	ng/kg	55.8	114	102	37.3	455	241	57.6	11.4	22.7
1,2,3,4,7,8-Hexachlorodibenzodioxin	ng/kg	40.9	74.1	70.5	26.1	401	194	47.6	7.96	13.9
1,2,3,6,7,8-Hexachlorodibenzodioxin	ng/kg	110	204	177	76	860	443	115	21	42.7
1,2,3,7,8,9-Hexachlorodibenzodioxin	ng/kg	57.4	113	95.9	41.6	446	234	64.9	14.8	23.4
1,2,3,4,6,7,8-Heptachlorodibenzodioxin	ng/kg	408	664	561	298	2,070	1,160	374	71.3	96.1
Octachlorodibenzodioxin	ng/kg	1,470	2,190	1,720	1,100	2,700	2,020	688	250	109
Total tetrachlorodibenzodioxins	ng/kg	467	1,030	824	356	4,540	2,370	602	108	187
Total pentachlorodibenzodioxins	ng/kg	493	1,130	935	324	4,400	2,500	626	65.9	235
Total hexachlorodibenzodioxins	ng/kg	609	1,230	1,010	473	5,280	2,780	794	126	254
Total heptachlorodibenzodioxins	ng/kg	697	1,220	968	556	3,500	2,070	674	129	169
2,3,7,8-Tetrachlorodibenzofuran	ng/kg	281	446	442	476	1,070	688	605	137	146
1,2,3,7,8-Pentachlorodibenzofuran	ng/kg	138	206	224	265	553	397	637	51.6	55.6
2,3,4,7,8-Pentachlorodibenzofuran	ng/kg	243	476	477	559	726	695	623	156	121
1,2,3,4,7,8-Hexachlorodibenzofuran	ng/kg	214	347	332	490	506	421	1,180	72.1	64.1
1,2,3,6,7,8-Hexachlorodibenzofuran	ng/kg	67.4	94.1	98.6	155	147	119	350	16.3	16.8
1,2,3,7,8,9-Hexachlorodibenzofuran	ng/kg	6.13	7.18	9.08	10.7	12.8	9.95	23.6	2.51	2.72
2,3,4,6,7,8-Hexachlorodibenzofuran	ng/kg	21.6	31.4	33.2	40.8	49	37.6	87.9	8.1	6.83
1,2,3,4,6,7,8-Heptachlorodibenzofuran	ng/kg	151	207	216	329	391	283	721	53	47.6
1,2,3,4,7,8,9-Heptachlorodibenzofuran	ng/kg	43.6	54.5	63.7	88.2	83.9	65.6	240	24.1	16.8
Octachlorodibenzofuran	ng/kg	303	455	481	502	774	633	716	207	154
Total tetrachlorodibenzofurans	ng/kg	1,810	3,220	3,340	3,120	4,960	4,430	4,590	929	865
Total pentachlorodibenzofurans	ng/kg	1,080	1,870	1,910	2,220	3,280	2,930	3,600	605	542
Total hexachlorodibenzofurans	ng/kg	545	833	827	1,120	1,300	1,070	2,410	188	185
Total heptachlorodibenzofurans	ng/kg	300	413	430	598	718	539	1,270	121	92

Table A-5B. (cont.)

	Survey:	ONON2A	ONON2A	ONON2A	ONON2A	ONON2A	ONON2A	ONON2A	ONON2A	ONON2A
	Sample Number:	WS0017	WS0018	WS0019	WS0020	WS0021	WS0033	WS0022	WS0023	WS0024
	Station ID:	S383	S383	S384	S384	S385	S385	S385	S386	S386
	Duplicates:					D1	D2			
	Date:	8/11/2000	8/11/2000	8/11/2000	8/11/2000	8/11/2000	8/11/2000	8/11/2000	8/11/2000	8/11/2000
	Depth (cm):	0 - 15	15 - 30	0 - 15	15 - 30	0 - 15	0 - 15	15 - 30	0 - 15	15 - 30
Chemical	**Units**									
TEQ - Dioxins (ND=1/2)	ng/kg	90.4	182.4	158.9	63.1	718.3	380.4	98.4	19.1	35.8
TEQ - Furans (ND=1/2)	ng/kg	189.4	343.5	344.0	414.2	574.0	498.5	577.7	105.0	87.6
TEQ - Total[3] (ND=1/2)	ng/kg	279.7	525.9	503.0	477.3	1,292	878.9	676.0	124.1	123.4

Notes: [1] Sum of xylenes is a calculated quantity, not a direct measurement

[2] Total chlordane is a calculated quantity, not a direct measurement

[3] TEQ calculated using WHO TEFs

[4] HCB results for the two methods were inconsistent, and so the average was taken

HCB - Hexachlorobenzene

J - estimated

U - not detected at reported quantitation limit

R - rejected datum

Table A-6. Dredge Spoils Surface Soil Data

	Survey:	ONON2A	ONON2A	ONON2A	ONON2A	ONON2A	ONON2A	ONON2A	ONON2A
	Sample Number:	DM0001	DM0031	DM0011	DM0021	DM0006	DM0026	DM0016	DM0036
	Station ID:	S436	S437	S438	S439	S440	S441	S442	S443
	Duplicates:								
	Date:	8/16/2000	8/16/2000	8/16/2000	8/17/2000	8/17/2000	8/17/2000	8/17/2000	8/17/2000
	Depth (cm):	0 - 40	0 - 107	0 - 49	6 - 18	3 - 17	6 - 49	0 - 61	0 - 61
Chemical	**Units**								
Inorganics									
Aluminum	mg/kg	9,470	8,030 *J*	9,100	8,950	12,100	8,140	9,980	8,230
Antimony	mg/kg	0.27	0.23 *U*	0.25	0.40 *J*	0.30	0.25 *J*	0.24	0.31 *J*
Arsenic	mg/kg	6.5	6.8	5.9	8.4	8.4	3.2	3.9	3.2
Barium	mg/kg	68.6	77.6	73.5	71.7 *J*	66.6	78.2 *J*	76.1	72.1 *J*
Beryllium	mg/kg	0.46	0.42	0.44	0.43	0.55	0.4	0.46	0.39
Cadmium	mg/kg	0.032 *U*	0.033 *U*	0.033 *U*	0.037 *U*	0.036 *U*	0.034 *U*	0.032 *U*	0.032 *U*
Calcium	mg/kg	111,000	126,000	155,000	142,000	88,700	163,000	70,200	141,000
Chromium	mg/kg	29.4 *J*	14.3	17.2 *J*	16.2 *J*	19.4	16.4 *J*	15.5	12.2 *J*
Cobalt	mg/kg	4.7	4.6	3.9	4.3	4.8	4.1	4.5	3.9
Copper	mg/kg	14.5	26	24.4	17.6	20.4	17.6	18.1	15.4
Cyanide	mg/kg	0.57 *U*	0.6 *U*	0.58 *U*	0.67 *U*	0.63 *U*	0.62 *U*	0.58 *U*	0.57 *U*
Iron	mg/kg	15,200	14,500	14,300	15,900	17,100	10,800	15,400	12,500
Lead	mg/kg	13.2	11.6	13.8	13.8	13.7 *J*	9.4	12.3 *J*	8.2
Magnesium	mg/kg	16,900	12,400	17,000	13,700	9,690	18,900	11,800	19,000
Manganese	mg/kg	345	270	246	272	294	255	354	343
Mercury	mg/kg	0.29	0.77 *J*	4.00	0.16	0.49 *J*	0.086	0.054 *J*	0.032 *U*
Nickel	mg/kg	14.8	13.7	13.4	14	16.6	13.9	13.8	12
Potassium	mg/kg	3,130	2,530	3,180	2,720	3,440	2,370	3,330	2,380
Selenium	mg/kg	0.97	0.97	1.0	1.4	1.2	0.71	0.79	1.1
Silver	mg/kg	0.086 *U*	0.089 *U*	0.087 *U*	0.10 *U*	0.095 *U*	0.092 *U*	0.087 *U*	0.086 *U*
Sodium	mg/kg	521 *J*	378 *J*	440 *J*	375	299	350	229	284
Thallium	mg/kg	0.56 *U*	0.58 *U*	0.57 *U*	0.65 *U*	0.62 *U*	0.60 *U*	0.57 *U*	0.56 *U*
Vanadium	mg/kg	28.6	16.5	18.3	18.6	23.2	15	19.4	15.6
Zinc	mg/kg	42.6	31.8	40.3	50.2	46 *J*	31.2	39.3 *J*	30.1
Semivolatile Organic Compounds									
1,2,4-Trichlorobenzene	µg/kg	38 *U*	39 *U*	39 *U*	43 *U*	40 *U*	42 *UJ*	40 *U*	38 *UJ*
1,2-Dichlorobenzene	µg/kg	38 *U*	39 *U*	39 *U*	43 *U*	51	42 *UJ*	40 *U*	38 *UJ*
1,3-Dichlorobenzene	µg/kg	38 *U*	39 *U*	39 *U*	43 *U*	40 *U*	42 *UJ*	40 *U*	38 *UJ*
1,4-Dichlorobenzene	µg/kg	38 *U*	39 *U*	39 *U*	43 *U*	40 *U*	42 *UJ*	40 *U*	38 *UJ*
2,2'-Oxybis(1-chloropropane)	µg/kg	38 *UJ*	39 *UJ*	39 *UJ*	43 *U*	40 *U*	42 *UJ*	40 *U*	38 *UJ*

Table A-6. (cont.)

	Survey:	ONON2A	ONON2A	ONON2A	ONON2A	ONON2A	ONON2A	ONON2A	ONON2A
	Sample Number:	DM0001	DM0031	DM0011	DM0021	DM0006	DM0026	DM0016	DM0036
	Station ID:	S436	S437	S438	S439	S440	S441	S442	S443
	Duplicates:								
	Date:	8/16/2000	8/16/2000	8/16/2000	8/17/2000	8/17/2000	8/17/2000	8/17/2000	8/17/2000
	Depth (cm):	0 - 40	0 - 107	0 - 49	6 - 18	3 - 17	6 - 49	0 - 61	0 - 61
Chemical	**Units**								
2,4,5-Trichlorophenol	µg/kg	190 *U*	200 *U*	200 *U*	220 *U*	200 *U*	220 *UJ*	210 *U*	190 *UJ*
2,4,6-Trichlorophenol	µg/kg	190 *U*	200 *U*	200 *U*	220 *U*	200 *U*	220 *UJ*	210 *U*	190 *UJ*
2,4-Dichlorophenol	µg/kg	190 *U*	200 *U*	200 *U*	220 *U*	200 *U*	220 *UJ*	210 *U*	190 *UJ*
2,4-Dimethylphenol	µg/kg	190 *U*	200 *U*	200 *U*	220 *U*	200 *U*	220 *UJ*	210 *U*	190 *UJ*
2,4-Dinitrophenol	µg/kg	970 *U*	1,000 *U*	1,000 *U*	1,100 *U*	1,000 *U*	1,100 *UJ*	1,000 *U*	970 *UJ*
2,4-Dinitrotoluene	µg/kg	190 *U*	200 *U*	200 *U*	220 *U*	200 *U*	220 *UJ*	210 *U*	190 *UJ*
2,6-Dinitrotoluene	µg/kg	190 *U*	200 *U*	200 *U*	220 *U*	200 *U*	220 *UJ*	210 *U*	190 *UJ*
2-Chloronaphthalene	µg/kg	38 *U*	39 *U*	39 *U*	43 *U*	40 *U*	42 *UJ*	40 *U*	38 *UJ*
2-Chlorophenol	µg/kg	38 *U*	39 *U*	39 *U*	43 *U*	40 *U*	42 *UJ*	40 *U*	38 *UJ*
2-Methyl-4,6-dinitrophenol	µg/kg	970 *U*	1,000 *U*	1,000 *U*	1,100 *U*	1,000 *U*	1,100 *UJ*	1,000 *U*	970 *UJ*
2-Methylnaphthalene	µg/kg	38 *U*	39 *U*	39 *U*	43 *U*	40 *U*	42 *UJ*	40 *U*	38 *UJ*
2-Methylphenol	µg/kg	38 *U*	39 *U*	39 *U*	43 *U*	40 *U*	42 *UJ*	40 *U*	38 *UJ*
4-Methylphenol	µg/kg	38 *U*	39 *U*	39 *U*	43 *U*	40 *U*	42 *UJ*	40 *U*	38 *UJ*
2-Nitroaniline	µg/kg	76 *U*	79 *U*	80 *U*	88 *U*	80 *U*	86 *UJ*	82 *U*	77 *UJ*
3-Nitroaniline	µg/kg	970 *U*	1,000 *U*	1,000 *U*	1,100 *U*	1,000 *U*	1,100 *UJ*	1,000 *U*	970 *UJ*
4-Nitroaniline	µg/kg	970 *U*	1,000 *U*	1,000 *U*	1,100 *U*	1,000 *U*	1,100 *UJ*	1,000 *U*	970 *UJ*
2-Nitrophenol	µg/kg	190 *U*	200 *U*	200 *U*	220 *U*	200 *U*	220 *UJ*	210 *U*	190 *UJ*
4-Nitrophenol	µg/kg	970 *U*	1,000 *U*	1,000 *U*	1,100 *U*	1,000 *U*	1,100 *UJ*	1,000 *U*	970 *UJ*
3,3-Dichlorobenzidine	µg/kg	38 *U*	39 *U*	39 *U*	43 *U*	40 *U*	42 *UJ*	40 *U*	38 *UJ*
4-Bromophenyl-phenyl ether	µg/kg	38 *U*	39 *U*	39 *U*	43 *U*	40 *U*	42 *UJ*	40 *U*	38 *UJ*
4-Chloro-3-methylphenol	µg/kg	190 *U*	200 *U*	200 *U*	220 *U*	200 *U*	220 *UJ*	210 *U*	190 *UJ*
4-Chloroaniline	µg/kg	38 *U*	39 *U*	39 *U*	43 *U*	40 *U*	42 *UJ*	40 *U*	38 *UJ*
4-Chlorophenyl-phenyl ether	µg/kg	38 *U*	39 *U*	39 *U*	43 *U*	40 *U*	42 *UJ*	40 *U*	38 *UJ*
Acenaphthene	µg/kg	38 *U*	39 *U*	39 *U*	43 *U*	40 *U*	42 *UJ*	40 *U*	38 *UJ*
Acenaphthylene	µg/kg	38 *U*	39 *U*	39 *U*	43 *U*	40 *U*	42 *UJ*	40 *U*	38 *UJ*
Anthracene	µg/kg	38 *U*	39 *U*	39 *U*	43 *U*	53	42 *UJ*	40 *U*	38 *UJ*
Benz(a)anthracene	µg/kg	38 *U*	39 *U*	83	47	130	50 *J*	40 *U*	38 *UJ*
Benzo(a)pyrene	µg/kg	38 *U*	39 *U*	86	47	130	44 *J*	40 *U*	38 *UJ*
Benzo(b)fluoranthene	µg/kg	38 *U*	39 *U*	77	43 *U*	110	42 *UJ*	40 *U*	38 *UJ*
Benzo(g,h,i)perylene	µg/kg	38 *U*	39 *U*	56	43 *U*	67	42 *UJ*	40 *U*	38 *UJ*
Benzo(k)fluoranthene	µg/kg	38 *U*	39 *U*	73	43 *U*	110	42 *UJ*	40 *U*	38 *UJ*

Table A-6. (cont.)

	Survey:	ONON2A	ONON2A	ONON2A	ONON2A	ONON2A	ONON2A	ONON2A	ONON2A
	Sample Number:	DM0001	DM0031	DM0011	DM0021	DM0006	DM0026	DM0016	DM0036
	Station ID:	S436	S437	S438	S439	S440	S441	S442	S443
	Duplicates:								
	Date:	8/16/2000	8/16/2000	8/16/2000	8/17/2000	8/17/2000	8/17/2000	8/17/2000	8/17/2000
	Depth (cm):	0 - 40	0 - 107	0 - 49	6 - 18	3 - 17	6 - 49	0 - 61	0 - 61
Chemical	**Units**								
Benzyl alcohol	µg/kg	190 *U*	200 *U*	200 *U*	220 *U*	200 *U*	220 *UJ*	210 *U*	190 *UJ*
Bis(2-chloroethoxy)methane	µg/kg	38 *U*	39 *U*	39 *U*	43 *U*	40 *U*	42 *UJ*	40 *U*	38 *UJ*
Bis(2-chloroethyl)ether	µg/kg	38 *U*	39 *U*	39 *U*	43 *U*	40 *U*	42 *UJ*	40 *U*	38 *UJ*
Bis(2-ethylhexyl)phthalate	µg/kg	96 *J*	47 *J*	63 *J*	110	91	310 *J*	69	55 *J*
Butylbenzylphthalate	µg/kg	38 *UJ*	39 *UJ*	39 *UJ*	43 *U*	40 *U*	42 *UJ*	40 *U*	38 *UJ*
Carbazole	µg/kg	38 *U*	39 *U*	39 *U*	43 *U*	40 *U*	42 *UJ*	40 *U*	38 *UJ*
Chrysene	µg/kg	38 *U*	41	91	49	140	52 *J*	47	38 *UJ*
Dibenz(a,h)anthracene	µg/kg	38 *U*	39 *U*	39 *U*	43 *U*	40 *U*	42 *UJ*	40 *U*	38 *UJ*
Dibenzofuran	µg/kg	38 *U*	39 *U*	39 *U*	43 *U*	40 *U*	42 *UJ*	40 *U*	38 *UJ*
Diethylphthalate	µg/kg	38 *U*	39 *U*	39 *U*	43 *U*	40 *U*	42 *UJ*	40 *U*	38 *UJ*
Dimethylphthalate	µg/kg	38 *U*	39 *U*	39 *U*	43 *U*	40 *U*	42 *UJ*	40 *U*	38 *UJ*
Di-n-butylphthalate	µg/kg	38 *U*	39 *U*	39 *U*	43 *U*	40 *U*	42 *UJ*	40 *U*	38 *UJ*
Di-n-octylphthalate	µg/kg	38 *U*	39 *U*	39 *U*	43 *U*	40 *U*	42 *UJ*	40 *U*	38 *UJ*
Fluoranthene	µg/kg	38 *U*	71	180	69	290	100 *J*	76	38 *J*
Fluorene	µg/kg	38 *U*	39 *U*	39 *U*	43 *U*	40 *U*	42 *UJ*	40 *U*	38 *UJ*
Hexachlorobenzene (GCMS)	µg/kg	38 *U*	39 *U*	39 *U*	43 *U*	410	42 *UJ*	40 *U*	38 *UJ*
Hexachlorobutadiene	µg/kg	38 *U*	39 *U*	39 *U*	43 *U*	40 *U*	42 *UJ*	40 *U*	38 *UJ*
Hexachlorocyclopentadiene	µg/kg	190 *U*	200 *U*	200 *U*	220 *UJ*	200 *U*	220 *UJ*	210 *U*	190 *UJ*
Hexachloroethane	µg/kg	38 *U*	39 *U*	39 *U*	43 *U*	40 *U*	42 *UJ*	40 *U*	38 *UJ*
Indeno(1,2,3-cd)pyrene	µg/kg	38 *U*	39 *U*	54	43 *U*	71	42 *UJ*	40 *U*	38 *UJ*
Isophorone	µg/kg	38 *U*	39 *U*	39 *U*	43 *U*	40 *U*	42 *UJ*	40 *U*	38 *UJ*
Naphthalene	µg/kg	38 *U*	39 *U*	39 *U*	43 *U*	40 *U*	42 *UJ*	40 *U*	38 *UJ*
Nitrobenzene	µg/kg	38 *U*	39 *U*	39 *U*	43 *U*	40 *U*	42 *UJ*	40 *U*	38 *UJ*
N-Nitrosodimethylamine	µg/kg	190 *U*	200 *U*	200 *U*	220 *U*	200 *U*	220 *UJ*	210 *U*	190 *UJ*
N-Nitroso-di-n-propylamine	µg/kg	38 *U*	39 *U*	39 *U*	43 *U*	40 *U*	42 *UJ*	40 *U*	38 *UJ*
N-Nitrosodiphenylamine	µg/kg	38 *U*	39 *U*	39 *U*	43 *U*	40 *U*	42 *UJ*	40 *U*	38 *UJ*
Pentachlorophenol	µg/kg	970 *U*	1,000 *U*	1,000 *U*	1,100 *U*	1,000 *U*	1,100 *UJ*	1,000 *U*	970 *UJ*
Phenanthrene	µg/kg	38 *U*	39 *U*	77	43 *U*	220	70 *J*	40 *U*	38 *UJ*
Phenol	µg/kg	38 *U*	39 *U*	39 *U*	43 *U*	40 *U*	42 *UJ*	40 *U*	38 *UJ*
Pyrene	µg/kg	38 *U*	53	130	69	220	95 *J*	63	38 *UJ*

Table A-6. (cont.)

	Survey:	ONON2A	ONON2A	ONON2A	ONON2A	ONON2A	ONON2A	ONON2A	ONON2A
	Sample Number:	DM0001	DM0031	DM0011	DM0021	DM0006	DM0026	DM0016	DM0036
	Station ID:	S436	S437	S438	S439	S440	S441	S442	S443
	Duplicates:								
	Date:	8/16/2000	8/16/2000	8/16/2000	8/17/2000	8/17/2000	8/17/2000	8/17/2000	8/17/2000
	Depth (cm):	0 - 40	0 - 107	0 - 49	6 - 18	3 - 17	6 - 49	0 - 61	0 - 61
Chemical	**Units**								
PCBs									
Aroclor 1016	µg/kg	53.6 *U*	54.1 *U*	53.2 *U*	53.3 *U*	54.6 *U*	53 *U*	53.1 *U*	51.3 *U*
Aroclor 1221	µg/kg	53.6 *U*	54.1 *U*	53.2 *U*	53.3 *U*	54.6 *U*	53 *U*	53.1 *U*	51.3 *U*
Aroclor 1232	µg/kg	53.6 *U*	54.1 *U*	53.2 *U*	53.3 *U*	54.6 *U*	53 *U*	53.1 *U*	51.3 *U*
Aroclor 1242	µg/kg	53.6 *U*	54.1 *U*	53.2 *U*	53.3 *U*	54.6 *U*	53 *U*	53.1 *U*	51.3 *U*
Aroclor 1248	µg/kg	53.6 *U*	54.1 *U*	53.2 *U*	53.3 *U*	54.6 *U*	53 *U*	53.1 *U*	51.3 *U*
Aroclor 1254	µg/kg	53.6 *U*	54.1 *U*	10.6 *J*	53.3 *U*	54.6 *U*	53 *U*	53.1 *U*	51.3 *U*
Aroclor 1260	µg/kg	14 *J*	54.1 *U*	53.2 *U*	53.3 *U*	28.2 *J*	53 *U*	53.1 *U*	51.3 *U*
Aroclor 1268	µg/kg	53.6 *U*	54.1 *U*	53.2 *U*	53.3 *U*	54.6 *U*	53 *U*	53.1 *U*	51.3 *U*
Sum of PCBs	µg/kg	40.8	108.2 *U*	37.2	106.6 *U*	55.5	106 *U*	106.2 *U*	102.6 *U*
PCDD/PCDFs									
2,3,7,8-Tetra-chlorodibenzo-dioxin	ng/kg	0.10 *U*		0.109 *J*		0.11 *U*		0.10 *U*	
1,2,3,7,8-Pentachlorodibenzodioxin	ng/kg	0.10 *U*		0.175 *J*		0.157 *J*		0.163 *J*	
1,2,3,4,7,8-Hexachlorodibenzodioxin	ng/kg	0.10 *U*		0.158 *J*		0.165 *J*		0.118 *J*	
1,2,3,6,7,8-Hexachlorodibenzodioxin	ng/kg	0.15 *J*		0.284 *J*		0.371 *J*		0.247 *J*	
1,2,3,7,8,9-Hexachlorodibenzodioxin	ng/kg	0.261 *J*		0.297 *J*		0.26 *J*		0.172 *J*	
1,2,3,4,6,7,8-Heptachlorodibenzodioxin	ng/kg	3.06		6.01		7.33		3.8	
Octachlorodibenzodioxin	ng/kg	27.3		46.8		57.9 *J*		23.2	
Total tetrachlorodibenzodioxins	ng/kg	0.15 *J*		1.15		1.8		1.1	
Total pentachlorodibenzodioxins	ng/kg	0.456 *J*		1.13		0.72 *J*		0.55 *J*	
Total hexachlorodibenzodioxins	ng/kg	1.68 *J*		3.29		2.52 *J*		1.29 *J*	
Total heptachlorodibenzodioxins	ng/kg	6.67		15.3		15.8		7.18	
2,3,7,8-Tetrachlorodibenzofuran	ng/kg	0.426 *J*		1.23		1.01 *J*		0.264 *J*	
1,2,3,7,8-Pentachlorodibenzofuran	ng/kg	0.308 *J*		1.21		1.04 *J*		0.184 *J*	
2,3,4,7,8-Pentachlorodibenzofuran	ng/kg	0.17 *J*		0.689 *J*		0.96 *J*		0.233 *J*	
1,2,3,4,7,8-Hexachlorodibenzofuran	ng/kg	0.541 *J*		2.76		1.96 *J*		0.258 *J*	
1,2,3,6,7,8-Hexachlorodibenzofuran	ng/kg	0.273 *J*		1.01 *J*		0.617 *J*		0.274 *J*	
1,2,3,7,8,9-Hexachlorodibenzofuran	ng/kg	0.10 *U*		0.09 *U*		0.12 *U*		0.10 *U*	
2,3,4,6,7,8-Hexachlorodibenzofuran	ng/kg	0.12 *J*		0.426 *J*		0.341 *J*		0.187 *J*	
1,2,3,4,6,7,8-Heptachlorodibenzofuran	ng/kg	0.893 *J*		5.52		2.97		1.11 *J*	
1,2,3,4,7,8,9-Heptachlorodibenzofuran	ng/kg	0.277 *J*		1.53 *J*		1.04 *J*		0.166 *J*	

Table A-6. (cont.)

	Survey:	ONON2A	ONON2A	ONON2A	ONON2A	ONON2A	ONON2A	ONON2A	ONON2A
	Sample Number:	DM0001	DM0031	DM0011	DM0021	DM0006	DM0026	DM0016	DM0036
	Station ID:	S436	S437	S438	S439	S440	S441	S442	S443
	Duplicates:								
	Date:	8/16/2000	8/16/2000	8/16/2000	8/17/2000	8/17/2000	8/17/2000	8/17/2000	8/17/2000
	Depth (cm):	0 - 40	0 - 107	0 - 49	6 - 18	3 - 17	6 - 49	0 - 61	0 - 61
Chemical	**Units**								
Octachlorodibenzofuran	ng/kg	2.46 *J*		10.9		9.6		2.17 *J*	
Total tetrachlorodibenzofurans	ng/kg	3.24		10.1		8.18		4.17	
Total pentachlorodibenzofurans	ng/kg	1.28		7.79		5.45		2.79	
Total hexachlorodibenzofurans	ng/kg	1.96 *J*		8.17		6.33		0.83 *J*	
Total heptachlorodibenzofurans	ng/kg	2.25 *J*		10.3		7.25		1.11 *J*	
TEQ - Dioxins (ND=1/2)	ng/kg	0.18		0.42		0.37		0.31	
TEQ - Furans (ND=1/2)	ng/kg	0.25		1.02		0.97		0.24	
TEQ - Total[1](ND=1/2)	ng/kg	0.43		1.45		1.34		0.55	

Notes: [1] Calculated using WHO TEFs

J - estimated

U - not detected at reported quantitation limit

Table A-7. Dredge Spoils Soil Data - All Depths

	Survey:	ONON2A	ONON2A	ONON2A	ONON2A	ONON2A	ONON2A	ONON2A	ONON2A	ONON2A
	Sample Number:	DM0001	DM0002	DM0003	DM0043	DM0004	DM0005	DM0031	DM0032	DM0033
	Station ID:	S436	S436	S436	S436	S436	S436	S437	S437	S437
	Duplicates:			D1	D2					
	Date:	8/16/2000	8/16/2000	8/16/2000	8/16/2000	8/16/2000	8/16/2000	8/16/2000	8/16/2000	8/16/2000
	Depth (cm):	0 - 40	40 - 104	104 - 183	104 - 183	244 - 280	280 - 314	0 - 107	107 - 146	146 - 192
Chemical	**Units**									
Inorganics										
Aluminum	mg/kg	9,470	6,230	5,730	5,780 *J*	3,360 *J*	12,800 *J*	8,030 *J*	5,320 *J*	5,190 *J*
Antimony	mg/kg	0.27	0.33	0.36	0.36	0.32 *U*	0.47 *U*	0.23 *U*	0.37	0.49
Arsenic	mg/kg	6.5	9.8	10.8	13	5.0	5.9	6.8	9.9	9.4
Barium	mg/kg	68.6	86.2	87	87.9	91.9	83.6	77.6	86.9	85.2
Beryllium	mg/kg	0.46	0.57	0.60	0.7	0.33	0.77	0.42	0.54	0.52
Cadmium	mg/kg	0.032 *U*	0.60	0.73	0.72	0.68	0.53	0.033 *U*	0.64	0.85
Calcium	mg/kg	111,000	289,000	271,000	265,000	296,000	70,400	126,000	287,000	287,000
Chromium	mg/kg	29.4 *J*	28.9 *J*	25.7 *J*	25.9	17.1	26.8	14.3	28.6	26.9
Cobalt	mg/kg	4.7	3.1	3.1	3.2	1.4	4.8	4.6	2.8	2.7
Copper	mg/kg	14.5	38.7	46.2	44	20.8	35.2	26	38.6	46.7
Cyanide	mg/kg	0.57 *U*	0.74 *U*	0.90	0.99	0.83 *U*	1.2 *U*	0.60 *U*	0.76 *U*	1.1
Iron	mg/kg	15,200	7,840	8,840	8,300	4,820	14,300	14,500	6,780	6,840
Lead	mg/kg	13.2	31.4	42.9	43.6	15.7	34.8	11.6	33.5	52.4
Magnesium	mg/kg	16,900	6,870	8,340	8,060	5,700	10,200	12,400	5,750	7,250
Manganese	mg/kg	345	252	270	280	186	134	270	262	277
Mercury	mg/kg	0.29	94.5	47.9	40 *J*	17.8	3.4	0.77 *J*	86.3 *J*	98.8 *J*
Nickel	mg/kg	14.8	30	29.9	31.5	14.5	26.8	13.7	27.9	30.3
Potassium	mg/kg	3,130	1,300	781	679	634	3,270	2,530	986	734
Selenium	mg/kg	0.97	0.89	0.88	0.62	0.69	1.2	0.97	1.0	0.60
Silver	mg/kg	0.086 *U*	0.11 *U*	0.12 *U*	0.12 *U*	0.12 *U*	0.19 *U*	0.089 *U*	0.11 *U*	0.12 *U*
Sodium	mg/kg	521 *J*	1,650 *J*	2,000 *J*	2,070 *J*	1,550 *J*	1,550 *J*	378 *J*	1,940 *J*	2,970 *J*
Thallium	mg/kg	0.56 *U*	0.75	0.77 *U*	0.76 *U*	0.81 *U*	1.2 *U*	0.58 *U*	0.74 *U*	0.78 *U*
Vanadium	mg/kg	28.6	13.7	12.7	13.3	6.5	23.8	16.5	12.3	10.7
Zinc	mg/kg	42.6	98.7	128	91.4	63.1	113	31.8	99.4	95.4
Semivolatile Organic Compounds										
1,2,4-Trichlorobenzene	µg/kg	38 *U*	48 *U*	550 *U*	55 *UJ*	57 *U*	81 *U*	39 *U*	51 *UJ*	56 *U*
1,2-Dichlorobenzene	µg/kg	38 *U*	48 *U*	550 *U*	55 *UJ*	57 *U*	81 *U*	39 *U*	51 *UJ*	80
1,3-Dichlorobenzene	µg/kg	38 *U*	48 *U*	550 *U*	55 *UJ*	57 *U*	120	39 *U*	57 *UJ*	56 *U*
1,4-Dichlorobenzene	µg/kg	38 *U*	48 *U*	550 *U*	55 *UJ*	57 *U*	81 *U*	39 *U*	51 *UJ*	56 *U*
2,2'-Oxybis(1-chloropropane)	µg/kg	38 *UJ*	48 *UJ*	550 *UJ*	55 *UJ*	57 *UJ*	81 *UJ*	39 *UJ*	51 *UJ*	56 *UJ*
2,4,5-Trichlorophenol	µg/kg	190 *U*	250 *U*	2,800.0 *U*	280 *UJ*	290 *U*	420 *U*	200 *U*	260 *UJ*	290 *U*

Table A-7. (cont.)

	Survey:	ONON2A	ONON2A	ONON2A	ONON2A	ONON2A	ONON2A	ONON2A	ONON2A	ONON2A
	Sample Number:	DM0001	DM0002	DM0003	DM0043	DM0004	DM0005	DM0031	DM0032	DM0033
	Station ID:	S436	S436	S436	S436	S436	S436	S437	S437	S437
	Duplicates:			D1	D2					
	Date:	8/16/2000	8/16/2000	8/16/2000	8/16/2000	8/16/2000	8/16/2000	8/16/2000	8/16/2000	8/16/2000
	Depth (cm):	0 - 40	40 - 104	104 - 183	104 - 183	244 - 280	280 - 314	0 - 107	107 - 146	146 - 192
Chemical	**Units**									
2,4,6-Trichlorophenol	µg/kg	190 *U*	250 *U*	2,800 *U*	280 *UJ*	290 *U*	420 *U*	200 *U*	260 *UJ*	290 *U*
2,4-Dichlorophenol	µg/kg	190 *U*	250 *U*	2,800 *U*	280 *UJ*	290 *U*	420 *U*	200 *U*	260 *UJ*	290 *U*
2,4-Dimethylphenol	µg/kg	190 *U*	250 *U*	2,800 *U*	280 *UJ*	290 *U*	420 *U*	200 *U*	260 *UJ*	290 *U*
2,4-Dinitrophenol	µg/kg	970 *U*	1,200 *U*	14,000 *U*	1,400 *UJ*	1,500 *U*	2,100 *U*	1,000 *U*	1,300 *UJ*	1,400 *U*
2,4-Dinitrotoluene	µg/kg	190 *U*	250 *U*	2,800 *U*	280 *UJ*	290 *U*	420 *U*	200 *U*	260 *UJ*	290 *U*
2,6-Dinitrotoluene	µg/kg	190 *U*	250 *U*	2,800 *U*	280 *UJ*	290 *U*	420 *U*	200 *U*	260 *UJ*	290 *U*
2-Chloronaphthalene	µg/kg	38 *U*	48 *U*	550 *U*	55 *UJ*	57 *U*	81 *U*	39 *U*	51 *UJ*	56 *U*
2-Chlorophenol	µg/kg	38 *U*	48 *U*	550 *U*	55 *UJ*	57 *U*	81 *U*	39 *U*	51 *UJ*	56 *U*
2-Methyl-4,6-dinitrophenol	µg/kg	970 *U*	1,200 *U*	14,000 *U*	1,400 *UJ*	1,500 *U*	2,100 *U*	1,000 *U*	1,300 *UJ*	1,400 *U*
2-Methylnaphthalene	µg/kg	38 *U*	48 *U*	550 *U*	55 *UJ*	57 *U*	81 *U*	39 *U*	51 *UJ*	56 *U*
2-Methylphenol	µg/kg	38 *U*	48 *U*	550 *U*	55 *UJ*	57 *U*	81 *U*	39 *U*	51 *UJ*	56 *U*
4-Methylphenol	µg/kg	38 *U*	48 *U*	550 *U*	55 *UJ*	57 *U*	81 *U*	39 *U*	51 *UJ*	56 *U*
2-Nitroaniline	µg/kg	76 *U*	98 *U*	1,100.0 *U*	110 *UJ*	120 *U*	160 *U*	79 *U*	100 *UJ*	110 *U*
3-Nitroaniline	µg/kg	970 *U*	1,200 *U*	14,000 *U*	1,400 *UJ*	1,500 *U*	2,100 *U*	1,000 *U*	1,300 *UJ*	1,400 *U*
4-Nitroaniline	µg/kg	970 *U*	1,200 *U*	14,000 *U*	1,400 *UJ*	1,500 *U*	2,100 *U*	1,000 *U*	1,300 *UJ*	1,400 *U*
2-Nitrophenol	µg/kg	190 *U*	250 *U*	2,800.0 *U*	280 *UJ*	290 *U*	420 *U*	200 *U*	260 *UJ*	290 *U*
4-Nitrophenol	µg/kg	970 *U*	1,200 *U*	14,000 *U*	1,400 *UJ*	1,500 *U*	2,100 *U*	1,000 *U*	1,300 *UJ*	1,400 *U*
3,3-Dichlorobenzidine	µg/kg	38 *U*	48 *U*	550 *U*	55 *UJ*	57 *U*	81 *U*	39 *U*	51 *UJ*	56 *U*
4-Bromophenyl-phenyl ether	µg/kg	38 *U*	48 *U*	550 *U*	55 *UJ*	57 *U*	81 *U*	39 *U*	51 *UJ*	56 *U*
4-Chloro-3-methylphenol	µg/kg	190 *U*	250 *U*	2,800.0 *U*	280 *UJ*	290 *U*	420 *U*	200 *U*	260 *UJ*	290 *U*
4-Chloroaniline	µg/kg	38 *U*	48 *U*	550 *U*	55 *UJ*	57 *U*	81 *U*	39 *U*	98 *J*	56 *U*
4-Chlorophenyl-phenyl ether	µg/kg	38 *U*	48 *U*	550 *U*	55 *UJ*	57 *U*	81 *U*	39 *U*	51 *UJ*	56 *U*
Acenaphthene	µg/kg	38 *U*	48 *U*	550 *U*	55 *UJ*	57 *U*	81 *U*	39 *U*	51 *UJ*	56 *U*
Acenaphthylene	µg/kg	38 *U*	48 *U*	550 *U*	55 *UJ*	57 *U*	81 *U*	39 *U*	51 *UJ*	56 *U*
Anthracene	µg/kg	38 *U*	48 *U*	550 *U*	55 *UJ*	57 *U*	81 *U*	39 *U*	96 *J*	56 *U*
Benz(a)anthracene	µg/kg	38 *U*	48 *U*	550 *U*	55 *UJ*	57 *U*	81 *U*	39 *U*	140 *J*	82
Benzo(a)pyrene	µg/kg	38 *U*	63	550 *U*	55 *UJ*	57 *U*	81 *U*	39 *U*	160 *J*	92
Benzo(b)fluoranthene	µg/kg	38 *U*	62	550 *U*	55 *UJ*	57 *U*	81 *U*	39 *U*	160 *J*	79
Benzo(g,h,i)perylene	µg/kg	38 *U*	48 *U*	550 *U*	55 *UJ*	57 *U*	81 *U*	39 *U*	110 *J*	66
Benzo(k)fluoranthene	µg/kg	38 *U*	60	550 *U*	55 *UJ*	57 *U*	81 *U*	39 *U*	150 *J*	85
Benzyl alcohol	µg/kg	190 *U*	250 *U*	2,800 *U*	280 *UJ*	290 *U*	420 *U*	200 *U*	260 *UJ*	290 *U*
Bis(2-chloroethoxy)methane	µg/kg	38 *U*	48 *U*	550 *U*	55 *UJ*	57 *U*	81 *U*	39 *U*	51 *UJ*	56 *U*

Table A-7. (cont.)

	Survey:	ONON2A	ONON2A	ONON2A	ONON2A	ONON2A	ONON2A	ONON2A	ONON2A	ONON2A
	Sample Number:	DM0001	DM0002	DM0003	DM0043	DM0004	DM0005	DM0031	DM0032	DM0033
	Station ID:	S436	S436	S436	S436	S436	S436	S437	S437	S437
	Duplicates:			D1	D2					
	Date:	8/16/2000	8/16/2000	8/16/2000	8/16/2000	8/16/2000	8/16/2000	8/16/2000	8/16/2000	8/16/2000
	Depth (cm):	0 - 40	40 - 104	104 - 183	104 - 183	244 - 280	280 - 314	0 - 107	107 - 146	146 - 192
Chemical	**Units**									
Bis(2-chloroethyl)ether	µg/kg	38 *U*	48 *U*	550 *U*	55 *UJ*	57 *U*	81 *U*	39 *U*	51 *UJ*	56 *U*
Bis(2-ethylhexyl)phthalate	µg/kg	96 *J*	48 *UJ*	550 *UJ*	55 *UJ*	130 *J*	96 *J*	47 *J*	560 *J*	99 *J*
Butylbenzylphthalate	µg/kg	38 *UJ*	48 *UJ*	550 *UJ*	55 *UJ*	57 *UJ*	81 *UJ*	39 *UJ*	51 *UJ*	56 *UJ*
Carbazole	µg/kg	38 *U*	48 *U*	550 *U*	55 *UJ*	57 *U*	81 *U*	39 *U*	51 *UJ*	56 *U*
Chrysene	µg/kg	38 *U*	74	550 *U*	55 *UJ*	57 *U*	81 *U*	41	190 *J*	97
Dibenz(a,h)anthracene	µg/kg	38 *U*	48 *U*	550 *U*	55 *UJ*	57 *U*	81 *U*	39 *U*	51 *UJ*	56 *U*
Dibenzofuran	µg/kg	38 *U*	48 *U*	550 *U*	55 *UJ*	57 *U*	81 *U*	39 *U*	51 *UJ*	56 *U*
Diethylphthalate	µg/kg	38 *U*	48 *U*	550 *U*	55 *UJ*	57 *U*	81 *U*	39 *U*	51 *UJ*	56 *U*
Dimethylphthalate	µg/kg	38 *U*	48 *U*	550 *U*	55 *UJ*	57 *U*	81 *U*	39 *U*	51 *UJ*	56 *U*
Di-n-butylphthalate	µg/kg	38 *U*	48 *U*	550 *U*	55 *UJ*	57 *U*	81 *U*	39 *U*	100 *J*	56 *U*
Di-n-octylphthalate	µg/kg	38 *U*	48 *U*	550 *U*	55 *UJ*	57 *U*	81 *U*	39 *U*	51 *UJ*	56 *U*
Fluoranthene	µg/kg	38 *U*	130	550 *U*	79 *J*	100	170	71	320 *J*	180
Fluorene	µg/kg	38 *U*	48 *U*	550 *U*	55 *UJ*	57 *U*	81 *U*	39 *U*	51 *UJ*	56 *U*
Hexachlorobenzene (GC/ECD)	µg/kg									
Hexachlorobenzene (GC/MS)	µg/kg	38 *U*	55	550 *U*	55 *UJ*	57 *U*	81 *U*	39 *U*	51 *UJ*	75
Final HCB Value	µg/kg	38 *U*	55	550 *U*	55 *UJ*	57 *U*	81 *U*	39 *U*	51 *UJ*	75
Hexachlorobutadiene	µg/kg	38 *U*	48 *U*	550 *U*	55 *UJ*	57 *U*	81 *U*	39 *U*	51 *UJ*	56 *U*
Hexachlorocyclopentadiene	µg/kg	190 *U*	250 *U*	2,800 *U*	280 *UJ*	290 *U*	420 *U*	200 *U*	260 *UJ*	290 *U*
Hexachloroethane	µg/kg	38 *U*	48 *U*	550 *U*	55 *UJ*	57 *U*	81 *U*	39 *U*	51 *UJ*	56 *U*
Indeno(1,2,3-cd)pyrene	µg/kg	38 *U*	48 *U*	550 *U*	55 *UJ*	57 *U*	81 *U*	39 *U*	100 *J*	57
Isophorone	µg/kg	38 *U*	48 *U*	550 *U*	55 *UJ*	57 *U*	81 *U*	39 *U*	51 *UJ*	56 *U*
Naphthalene	µg/kg	38 *U*	48 *U*	18,000	55 *UJ*	57 *U*	81 *U*	39 *U*	51 *UJ*	56 *U*
Nitrobenzene	µg/kg	38 *U*	48 *U*	550 *U*	55 *UJ*	57 *U*	81 *U*	39 *U*	51 *UJ*	56 *U*
N-Nitrosodimethylamine	µg/kg	190 *U*	250 *U*	2,800 *U*	280 *UJ*	290 *U*	420 *U*	200 *U*	260 *UJ*	290 *U*
N-Nitroso-di-n-propylamine	µg/kg	38 *U*	48 *U*	550 *U*	55 *UJ*	57 *U*	81 *U*	39 *U*	51 *UJ*	56 *U*
N-Nitrosodiphenylamine	µg/kg	38 *U*	48 *U*	550 *U*	55 *UJ*	57 *U*	81 *U*	39 *U*	51 *UJ*	56 *U*
Pentachlorophenol	µg/kg	970 *U*	1,200 *U*	14,000 *U*	1,400 *UJ*	1,500 *U*	2,100 *U*	1,000 *U*	1,300 *UJ*	1,400 *U*
Phenanthrene	µg/kg	38 *U*	68	550 *U*	55 *UJ*	57 *U*	81 *U*	39 *U*	130 *J*	120
Phenol	µg/kg	38 *U*	48 *U*	550 *U*	55 *UJ*	57 *U*	81 *U*	39 *U*	51 *UJ*	56 *U*
Pyrene	µg/kg	38 *U*	100	550 *U*	76 *J*	80	120	53	240 *J*	150
Pesticides										
4,4'-DDD	µg/kg									

Table A-7. (cont.)

	Survey:	ONON2A	ONON2A	ONON2A	ONON2A	ONON2A	ONON2A	ONON2A	ONON2A	ONON2A
	Sample Number:	DM0001	DM0002	DM0003	DM0043	DM0004	DM0005	DM0031	DM0032	DM0033
	Station ID:	S436	S436	S436	S436	S436	S436	S437	S437	S437
	Duplicates:			D1	D2					
	Date:	8/16/2000	8/16/2000	8/16/2000	8/16/2000	8/16/2000	8/16/2000	8/16/2000	8/16/2000	8/16/2000
	Depth (cm):	0 - 40	40 - 104	104 - 183	104 - 183	244 - 280	280 - 314	0 - 107	107 - 146	146 - 192
Chemical	**Units**									
4,4'-DDE	µg/kg									
4,4'-DDT	µg/kg									
Aldrin	µg/kg									
alpha-BHC	µg/kg									
beta-BHC	µg/kg									
gamma-BHC (Lindane)	µg/kg									
delta-BHC	µg/kg									
Dieldrin	µg/kg									
Endosulfan I	µg/kg									
Endosulfan II	µg/kg									
Endosulfan sulfate	µg/kg									
Endrin aldehyde	µg/kg									
Endrin ketone	µg/kg									
Endrin	µg/kg									
Heptachlor epoxide	µg/kg									
Heptachlor	µg/kg									
Methoxychlor	µg/kg									
Toxaphene	µg/kg									
cis (alpha)-Chlordane	µg/kg									
trans (gamma)-Chlordane	µg/kg									
Total Chlordane [1]	µg/kg									
PCBs										
Aroclor 1016	µg/kg	53.6 *U*	53.9 *U*	51.9 *U*	53.6 *U*	53.1 *U*	54.1 *U*	54.1 *U*	54.2 *U*	54.6 *U*
Aroclor 1221	µg/kg	53.6 *U*	53.9 *U*	51.9 *U*	53.6 *U*	53.1 *U*	54.1 *U*	54.1 *U*	54.2 *U*	54.6 *U*
Aroclor 1232	µg/kg	53.6 *U*	53.9 *U*	51.9 *U*	53.6 *U*	53.1 *U*	54.1 *U*	54.1 *U*	54.2 *U*	54.6 *U*
Aroclor 1242	µg/kg	53.6 *U*	25.2 *J*	28.3 *J*	48.5 *J*	58.3 *J*	35.7 *J*	54.1 *U*	46.8 *J*	43.7 *J*
Aroclor 1248	µg/kg	53.6 *U*	53.9 *U*	51.9 *U*	53.6 *U*	53.1 *U*	54.1 *U*	54.1 *U*	54.2 *U*	54.6 *U*
Aroclor 1254	µg/kg	53.6 *U*	70.6 *J*	33.8 *J*	63.9 *J*	77.2 *J*	30.6 *J*	54.1 *U*	86.6 *J*	84.9 *J*
Aroclor 1260	µg/kg	14 *J*	53.9 *U*	51.9 *U*	53.6 *U*	53.1 *U*	54.1 *U*	54.1 *U*	54.2 *U*	54.6 *U*
Aroclor 1268	µg/kg	53.6 *U*	108 *J*	204 *J*	438 *J*	216 *J*	53.7 *J*	54.1 *U*	154 *J*	376 *J*
Sum PCBs	µg/kg	40.8	203.8	266.1	550.4	351.5	120	108.2 *U*	287.4	504.6

Table A-7. (cont.)

Survey:	ONON2A	ONON2A	ONON2A	ONON2A	ONON2A	ONON2A	ONON2A	ONON2A	ONON2A
Sample Number:	DM0001	DM0002	DM0003	DM0043	DM0004	DM0005	DM0031	DM0032	DM0033
Station ID:	S436	S436	S436	S436	S436	S436	S437	S437	S437
Duplicates:			D1	D2					
Date:	8/16/2000	8/16/2000	8/16/2000	8/16/2000	8/16/2000	8/16/2000	8/16/2000	8/16/2000	8/16/2000
Depth (cm):	0 - 40	40 - 104	104 - 183	104 - 183	244 - 280	280 - 314	0 - 107	107 - 146	146 - 192
Chemical	**Units**								
PCDD/PCDFs									
2,3,7,8-Tetrachlorodibenzodioxin	ng/kg	0.1 *U*	0.474 *J*	0.329 *J*	0.476 *J*	0.109 *J*	0.298 *J*			
1,2,3,7,8-Pentachlorodibenzodioxin	ng/kg	0.1 *U*	0.729 *J*	0.681 *J*	1.57	0.306 *J*	0.474 *J*			
1,2,3,4,7,8-Hexachlorodibenzodioxin	ng/kg	0.1 *U*	0.929 *J*	0.755 *J*	1.27 *J*	0.349 *J*	0.448 *J*			
1,2,3,6,7,8-Hexachlorodibenzodioxin	ng/kg	0.15 *J*	4.87	3.32	3.27 *J*	1.66 *J*	1.42 *J*			
1,2,3,7,8,9-Hexachlorodibenzodioxin	ng/kg	0.261 *J*	2.73	2.57 *J*	8.1	1.11 *J*	1.23 *J*			
1,2,3,4,6,7,8-Heptachlorodibenzodioxin	ng/kg	3.06	106	67.5	69.5	24.5	21			
Octachlorodibenzodioxin	ng/kg	27.3	1,110	648	507	244	144			
Total heptachlorodibenzodioxins	ng/kg	6.67	246	159	156	55.2	43.3			
Total hexachlorodibenzodioxins	ng/kg	1.68 *J*	44.1	34.5	44.1	11.7	13.9			
Total pentachlorodibenzodioxins	ng/kg	0.456 *J*	11.7	5.94	14.9	3.58	3.88			
Total tetrachlorodibenzodioxins	ng/kg	0.15 *J*	8.62	7.73	7.96	3.95	8.44			
2,3,7,8-Tetrachlorodibenzofuran	ng/kg	0.426 *J*	49.4	67.5	69.5	36	15.7			
1,2,3,7,8-Pentachlorodibenzofuran	ng/kg	0.308 *J*	35.2	79.2	60.7	48.9	14.2			
2,3,4,7,8-Pentachlorodibenzofuran	ng/kg	0.17 *J*	13.6	26.6	21.5	17	5.51			
1,2,3,4,7,8-Hexachlorodibenzofuran	ng/kg	0.541 *J*	67.7	155	111	93.8	36.4			
1,2,3,6,7,8-Hexachlorodibenzofuran	ng/kg	0.273 *J*	19.6	44.7	34.3	28.2	9.92			
1,2,3,7,8,9-Hexachlorodibenzofuran	ng/kg	0.1 *U*	1.71 *J*	3.84	3.17	2.79	0.637 *J*			
2,3,4,6,7,8-Hexachlorodibenzofuran	ng/kg	0.12 *J*	3.71	6.72	5.35	3.77	1.93 *J*			
1,2,3,4,6,7,8-Heptachlorodibenzofuran	ng/kg	0.893 *J*	61.5	110	74.3	51.1	41.4			
1,2,3,4,7,8,9-Heptachlorodibenzofuran	ng/kg	0.277 *J*	23.8	87.5	46.5	40	11.9			
Octachlorodibenzofuran	ng/kg	2.46 *J*	298	713	423	360	160			
Total heptachlorodibenzofurans	ng/kg	2.25 *J*	164	382	223	168	78.1			
Total hexachlorodibenzofurans	ng/kg	1.96 *J*	202	461	301	243	78.3			
Total pentachlorodibenzofurans	ng/kg	1.28	142	275	204	165	62.5			
Total tetrachlorodibenzofurans	ng/kg	3.24	205	254	208	145	82.4			
TEQ - Dioxins (ND=1/2)	ng/kg	0.18	3.23	2.41	4.06	1.00	1.31			
TEQ - Furans (ND=1/2)	ng/kg	0.25	23.65	47.08	37.37	28.35	10.47			
TEQ - Total [2] (ND=1/2)	ng/kg	0.43	26.88	49.50	41.42	29.34	11.78			

Table A-7. (cont.)

	Survey:	ONON2A	ONON2A	ONON2A	ONON2A	ONON2A	ONON2A	ONON2A	ONON2A	ONON2A
	Sample Number:	DM0034	DM0035	DM0011	DM0012	DM0042	DM0013	DM0014	DM0015	DM0021
	Station ID:	S437	S437	S438	S438	S438	S438	S438	S438	S439
	Duplicates:				D1	D2				
	Date:	8/16/2000	8/16/2000	8/16/2000	8/16/2000	8/16/2000	8/16/2000	8/16/2000	8/16/2000	8/17/2000
	Depth (cm):	210 - 233	282 - 297	0 - 49	61 - 149	61 - 149	183 - 207	207 - 265	265 - 300	6 - 18
Chemical	**Units**									
Inorganics										
Aluminum	mg/kg	5,060 *J*	23,300 *J*	9,100	4,750 *J*	6,640 *J*	3,990 *J*	6,240 *J*	11,200 *J*	8,950
Antimony	mg/kg	0.32 *U*	0.43	0.25	0.22 *U*	0.22 *U*	0.31 *U*	0.57	0.41 *U*	0.40 *J*
Arsenic	mg/kg	10.7	10.6	5.9	5.3	11.3	7.9	13.3	6.7	8.4
Barium	mg/kg	81.7	81.1	73.5	70.7	82.3	85.1	89.9	84.8	71.7 *J*
Beryllium	mg/kg	0.56	1.0	0.44	0.37	0.61	0.41	0.68	0.59	0.43
Cadmium	mg/kg	0.76	0.062 *U*	0.033 *U*	0.26	0.41	0.45	0.41	0.16	0.037 *U*
Calcium	mg/kg	276,000	34,700	155,000	182,000	227,000	291,000	271,000	25,800	142,000
Chromium	mg/kg	26.2	29.9	17.2 *J*	21.3	21.3	19	21.7	16.1	16.2 *J*
Cobalt	mg/kg	2.6	5.3	3.9	2.8	4.0	1.8	3.3	2.4	4.3
Copper	mg/kg	44.5	36.1	24.4	21.8	33.2	28.4	35.5	26.1	17.6
Cyanide	mg/kg	0.96	1.1 *U*	0.58 *U*	0.57 *U*	0.57 *U*	0.81 *U*	0.84 *U*	1.1 *U*	0.67 *U*
Iron	mg/kg	6,210	29,600	14,300	8,900	11,500	5,600	9,050	10,900	15,900
Lead	mg/kg	44.1	36.4	13.8	13.8	17.6	22.8	31.2	38.4	13.8
Magnesium	mg/kg	7,990	7,300	17,000	8,790	7,820	6,490	8,870	7,940	13,700
Manganese	mg/kg	282	247	246	193	252	216	258	106	272
Mercury	mg/kg	78.2 *J*	0.3 *J*	4.0	36 *J*	57.6 *J*	51.2 *J*	29.5 *J*	0.33 *J*	0.16
Nickel	mg/kg	27.7	29.8	13.4	64.6	30.5	18.8	20.2	15.2	14
Potassium	mg/kg	557	5,750	3,180	1,570	2,380	668	1,190	2,930	2,720
Selenium	mg/kg	0.90	2.1	1.0	0.42 *U*	0.71	0.89	0.84	1.9	1.4
Silver	mg/kg	0.12 *U*	0.17 *U*	0.087 *U*	0.086 *U*	0.086 *U*	0.12 *U*	0.13 *U*	0.16 *U*	0.10 *U*
Sodium	mg/kg	4,110 *J*	13,000 *J*	440 *J*	812 *J*	1,060 *J*	1,910 *J*	2,420 *J*	5,450 *J*	375
Thallium	mg/kg	0.81 *U*	1.1 *U*	0.57 *U*	0.56 *U*	0.56 *U*	0.79 *U*	0.82 *U*	1.0 *U*	0.65 *U*
Vanadium	mg/kg	11.1	40.7	18.3	12.7	19.7	8.5	14.7	20.5	18.6
Zinc	mg/kg	97.3	60	40.3	51.8	65.1	72.8	81.8	55	50.2
Semivolatile Organic Compounds										
1,2,4-Trichlorobenzene	µg/kg	59 *U*	82 *U*	39 *U*	38 *U*	38 *UJ*	55 *U*	56 *U*	79 *U*	43 *U*
1,2-Dichlorobenzene	µg/kg	59 *U*	82 *U*	39 *U*	38 *U*	38 *UJ*	55 *U*	56 *U*	79 *U*	43 *U*
1,3-Dichlorobenzene	µg/kg	130	82 *U*	39 *U*	38 *U*	38 *UJ*	110	56 *U*	79 *U*	43 *U*
1,4-Dichlorobenzene	µg/kg	59 *U*	82 *U*	39 *U*	38 *U*	38 *UJ*	55 *U*	56 *U*	79 *U*	43 *U*
2,2'-Oxybis(1-chloropropane)	µg/kg	59 *U*	82 *U*	39 *UJ*	38 *UJ*	38 *UJ*	55 *UJ*	56 *UJ*	79 *UJ*	43 *U*
2,4,5-Trichlorophenol	µg/kg	300 *U*	420 *U*	200 *U*	190 *U*	190 *UJ*	290 *U*	290 *U*	410 *U*	220 *U*

Table A-7. (cont.)

	Survey:	ONON2A	ONON2A	ONON2A	ONON2A	ONON2A	ONON2A	ONON2A	ONON2A	ONON2A
	Sample Number:	DM0034	DM0035	DM0011	DM0012	DM0042	DM0013	DM0014	DM0015	DM0021
	Station ID:	S437	S437	S438	S438	S438	S438	S438	S438	S439
	Duplicates:				D1	D2				
	Date:	8/16/2000	8/16/2000	8/16/2000	8/16/2000	8/16/2000	8/16/2000	8/16/2000	8/16/2000	8/17/2000
	Depth (cm):	210 - 233	282 - 297	0 - 49	61 - 149	61 - 149	183 - 207	207 - 265	265 - 300	6 - 18
Chemical	**Units**									
2,4,6-Trichlorophenol	µg/kg	300 *U*	420 *U*	200 *U*	190 *U*	190 *UJ*	290 *U*	290 *U*	410 *U*	220 *U*
2,4-Dichlorophenol	µg/kg	300 *U*	420 *U*	200 *U*	190 *U*	190 *UJ*	290 *U*	290 *U*	410 *U*	220 *U*
2,4-Dimethylphenol	µg/kg	300 *U*	420 *U*	200 *U*	190 *U*	190 *UJ*	290 *U*	290 *U*	410 *U*	220 *U*
2,4-Dinitrophenol	µg/kg	1,500 *U*	2,100 *U*	1,000 *U*	970 *U*	970 *UJ*	1,400 *U*	1,500 *U*	2,000 *U*	1,100 *U*
2,4-Dinitrotoluene	µg/kg	300 *U*	420 *U*	200 *U*	190 *U*	190 *UJ*	290 *U*	290 *U*	410 *U*	220 *U*
2,6-Dinitrotoluene	µg/kg	300 *U*	420 *U*	200 *U*	190 *U*	190 *UJ*	290 *U*	290 *U*	410 *U*	220 *U*
2-Chloronaphthalene	µg/kg	59 *U*	82 *U*	39 *U*	38 *U*	38 *UJ*	55 *U*	56 *U*	79 *U*	43 *U*
2-Chlorophenol	µg/kg	59 *U*	82 *U*	39 *U*	38 *U*	38 *UJ*	55 *U*	56 *U*	79 *U*	43 *U*
2-Methyl-4,6-dinitrophenol	µg/kg	1,500 *U*	2,100 *U*	1,000 *U*	970 *U*	970 *UJ*	1,400 *U*	1,500 *U*	2,000 *U*	1,100 *U*
2-Methylnaphthalene	µg/kg	59 *U*	82 *U*	39 *U*	38 *U*	38 *UJ*	55 *U*	56 *U*	79 *U*	43 *U*
2-Methylphenol	µg/kg	59 *U*	82 *U*	39 *U*	38 *U*	38 *UJ*	55 *U*	56 *U*	79 *U*	43 *U*
4-Methylphenol	µg/kg	59 *U*	82 *U*	39 *U*	38 *U*	38 *UJ*	55 *U*	56 *U*	79 *U*	43 *U*
2-Nitroaniline	µg/kg	120 *U*	170 *U*	80 *U*	76 *U*	77 *UJ*	110 *U*	110 *U*	160 *U*	88 *U*
3-Nitroaniline	µg/kg	1,500 *U*	2,100 *U*	1,000 *U*	970 *U*	970 *UJ*	1,400 *U*	1,500 *U*	2,000 *U*	1,100 *U*
4-Nitroaniline	µg/kg	1,500 *U*	2,100 *U*	1,000 *U*	970 *U*	970 *UJ*	1,400 *U*	1,500 *U*	2,000 *U*	1,100 *U*
2-Nitrophenol	µg/kg	300 *U*	420 *U*	200 *U*	190 *U*	190 *UJ*	290 *U*	290 *U*	410 *U*	220 *U*
4-Nitrophenol	µg/kg	1,500 *U*	2,100 *U*	1,000 *U*	970 *U*	970 *UJ*	1,400 *U*	1,500 *U*	2,000 *U*	1,100 *U*
3,3-Dichlorobenzidine	µg/kg	59 *U*	82 *U*	39 *U*	38 *U*	38 *UJ*	55 *U*	56 *U*	79 *U*	43 *U*
4-Bromophenyl-phenyl ether	µg/kg	59 *U*	82 *U*	39 *U*	38 *U*	38 *UJ*	55 *U*	56 *U*	79 *U*	43 *U*
4-Chloro-3-methylphenol	µg/kg	300 *U*	420 *U*	200 *U*	190 *U*	190 *UJ*	290 *U*	290 *U*	410 *U*	220 *U*
4-Chloroaniline	µg/kg	59 *U*	82 *U*	39 *U*	38 *U*	38 *UJ*	55 *U*	56 *U*	79 *U*	43 *U*
4-Chlorophenyl-phenyl ether	µg/kg	59 *U*	82 *U*	39 *U*	38 *U*	38 *UJ*	55 *U*	56 *U*	79 *U*	43 *U*
Acenaphthene	µg/kg	59 *U*	82 *U*	39 *U*	47	38 *UJ*	55 *U*	56 *U*	79 *U*	43 *U*
Acenaphthylene	µg/kg	59 *U*	82 *U*	39 *U*	38 *U*	38 *UJ*	55 *U*	56 *U*	79 *U*	43 *U*
Anthracene	µg/kg	59 *U*	82 *U*	39 *U*	79	51 *J*	55 *U*	56 *U*	79 *U*	43 *U*
Benz(a)anthracene	µg/kg	60	170	83	240	180 *J*	55 *U*	67	170	47
Benzo(a)pyrene	µg/kg	70	170	86	220	190 *J*	55 *U*	74	160	47
Benzo(b)fluoranthene	µg/kg	70	180	77	190	160 *J*	55 *U*	59	130	43 *U*
Benzo(g,h,i)perylene	µg/kg	59 *U*	99	56	130	120 *J*	55 *U*	56 *U*	98	43 *U*
Benzo(k)fluoranthene	µg/kg	62	180	73	190	180 *J*	55 *U*	56 *U*	150	43 *U*
Benzyl alcohol	µg/kg	300 *U*	420 *U*	200 *U*	190 *U*	190 *UJ*	290 *U*	290 *U*	410 *U*	220 *U*
Bis(2-chloroethoxy)methane	µg/kg	59 *U*	82 *U*	39 *U*	38 *U*	38 *UJ*	55 *U*	56 *U*	79 *U*	43 *U*

Table A-7. (cont.)

	Survey:	ONON2A	ONON2A	ONON2A	ONON2A	ONON2A	ONON2A	ONON2A	ONON2A	ONON2A
	Sample Number:	DM0034	DM0035	DM0011	DM0012	DM0042	DM0013	DM0014	DM0015	DM0021
	Station ID:	S437	S437	S438	S438	S438	S438	S438	S438	S439
	Duplicates:				D1	D2				
	Date:	8/16/2000	8/16/2000	8/16/2000	8/16/2000	8/16/2000	8/16/2000	8/16/2000	8/16/2000	8/17/2000
	Depth (cm):	210 - 233	282 - 297	0 - 49	61 - 149	61 - 149	183 - 207	207 - 265	265 - 300	6 - 18
Chemical	**Units**									
Bis(2-chloroethyl)ether	µg/kg	59 *U*	82 *U*	39 *U*	38 *U*	38 *UJ*	55 *U*	56 *U*	79 *U*	43 *U*
Bis(2-ethylhexyl)phthalate	µg/kg	91	160	63 *J*	830 *J*	87 *J*	130 *J*	140 *J*	150 *J*	110
Butylbenzylphthalate	µg/kg	59 *U*	82 *U*	39 *UJ*	38 *UJ*	38 *UJ*	55 *UJ*	56 *UJ*	79 *UJ*	43 *U*
Carbazole	µg/kg	59 *U*	82 *U*	39 *U*	48	38 *UJ*	55 *U*	56 *U*	79 *U*	43 *U*
Chrysene	µg/kg	84	210	91	260	220 *J*	55 *U*	91	180	49
Dibenz(a,h)anthracene	µg/kg	59 *U*	82 *U*	39 *U*	49	46 *J*	55 *U*	56 *U*	79 *U*	43 *U*
Dibenzofuran	µg/kg	59 *U*	82 *U*	39 *U*	38 *U*	38 *UJ*	55 *U*	56 *U*	79 *U*	43 *U*
Diethylphthalate	µg/kg	59 *U*	82 *U*	39 *U*	38 *U*	38 *UJ*	55 *U*	56 *U*	79 *U*	43 *U*
Dimethylphthalate	µg/kg	59 *U*	82 *U*	39 *U*	38 *U*	38 *UJ*	55 *U*	56 *U*	79 *U*	43 *U*
Di-n-butylphthalate	µg/kg	59 *U*	82 *U*	39 *U*	38 *U*	38 *UJ*	55 *U*	56 *U*	79 *U*	43 *U*
Di-n-octylphthalate	µg/kg	59 *U*	82 *U*	39 *U*	38 *U*	38 *UJ*	55 *U*	56 *U*	79 *U*	43 *U*
Fluoranthene	µg/kg	130	420	180	580	410 *J*	95	180	400	69
Fluorene	µg/kg	59 *U*	82 *U*	39 *U*	41	38 *UJ*	55 *U*	56 *U*	79 *U*	43 *U*
Hexachlorobenzene (GC/ECD)	µg/kg				620.6					
Hexachlorobenzene (GC/MS)	µg/kg	360	82 *U*	39 *U*	530	620 *J*	55 *U*	56 *U*	79 *U*	43 *U*
Final HCB Value	µg/kg	360	82 *U*	39 *U*	575.3 *J*	620 *J*	55 *U*	56 *U*	79 *U*	43 *U*
Hexachlorobutadiene	µg/kg	59 *U*	82 *U*	39 *U*	38 *U*	38 *UJ*	55 *U*	56 *U*	79 *U*	43 *U*
Hexachlorocyclopentadiene	µg/kg	300 *U*	420 *U*	200 *U*	190 *U*	190 *UJ*	290 *U*	290 *U*	410 *U*	220 *UJ*
Hexachloroethane	µg/kg	59 *U*	82 *U*	39 *U*	38 *U*	38 *UJ*	55 *U*	56 *U*	79 *U*	43 *U*
Indeno(1,2,3-cd)pyrene	µg/kg	59 *U*	96	54	130	100 *J*	55 *U*	56 *U*	100	43 *U*
Isophorone	µg/kg	59 *U*	82 *U*	39 *U*	38 *U*	38 *UJ*	55 *U*	56 *U*	79 *U*	43 *U*
Naphthalene	µg/kg	59 *U*	82 *U*	39 *U*	38 *U*	38 *UJ*	55 *U*	56 *U*	79 *U*	43 *U*
Nitrobenzene	µg/kg	59 *U*	82 *U*	39 *U*	38 *U*	38 *UJ*	55 *U*	56 *U*	79 *U*	43 *U*
N-Nitrosodimethylamine	µg/kg	300 *U*	420 *U*	200 *U*	190 *U*	190 *UJ*	290 *U*	290 *U*	410 *U*	220 *U*
N-Nitroso-di-n-propylamine	µg/kg	59 *U*	82 *U*	39 *U*	38 *U*	38 *UJ*	55 *U*	56 *U*	79 *U*	43 *U*
N-Nitrosodiphenylamine	µg/kg	59 *U*	82 *U*	39 *U*	38 *U*	38 *UJ*	55 *U*	56 *U*	79 *U*	43 *U*
Pentachlorophenol	µg/kg	1,500 *U*	2,100 *U*	1,000 *U*	970 *U*	970 *UJ*	1,400 *U*	1,500 *U*	2,000 *U*	1,100 *U*
Phenanthrene	µg/kg	71	390	77	430	290 *J*	55 *U*	99	230	43 *U*
Phenol	µg/kg	59 *U*	82 *U*	39 *U*	38 *U*	38 *UJ*	55 *U*	56 *U*	79 *U*	43 *U*
Pyrene	µg/kg	140	320	130	440	340 *J*	79	140	280	69
Pesticides										
4,4'-DDD	µg/kg				*R*					

Table A-7. (cont.)

	Survey:	ONON2A	ONON2A	ONON2A	ONON2A	ONON2A	ONON2A	ONON2A	ONON2A	ONON2A
	Sample Number:	DM0034	DM0035	DM0011	DM0012	DM0042	DM0013	DM0014	DM0015	DM0021
	Station ID:	S437	S437	S438	S438	S438	S438	S438	S438	S439
	Duplicates:				D1	D2				
	Date:	8/16/2000	8/16/2000	8/16/2000	8/16/2000	8/16/2000	8/16/2000	8/16/2000	8/16/2000	8/17/2000
	Depth (cm):	210 - 233	282 - 297	0 - 49	61 - 149	61 - 149	183 - 207	207 - 265	265 - 300	6 - 18
Chemical	**Units**									
4,4'-DDE	µg/kg				*R*					
4,4'-DDT	µg/kg				1.49 *J*					
Aldrin	µg/kg				1.18 *J*					
alpha-BHC	µg/kg				*R*					
beta-BHC	µg/kg				3.19 *J*					
gamma-BHC (Lindane)	µg/kg				*R*					
delta-BHC	µg/kg				*R*					
Dieldrin	µg/kg				3.8 *J*					
Endosulfan I	µg/kg				1.08 *UJ*					
Endosulfan II	µg/kg				*R*					
Endosulfan sulfate	µg/kg				*R*					
Endrin aldehyde	µg/kg				2.81 *J*					
Endrin ketone	µg/kg				*R*					
Endrin	µg/kg				*R*					
Heptachlor epoxide	µg/kg				3.84 *J*					
Heptachlor	µg/kg				1.08 *UJ*					
Methoxychlor	µg/kg				*R*					
Toxaphene	µg/kg				108 *UJ*					
cis (alpha)-Chlordane	µg/kg				1.08 *UJ*					
trans (gamma)-Chlordane	µg/kg				2.96 *J*					
Total Chlordane [1]	µg/kg				2.96 *J*					
PCBs										
Aroclor 1016	µg/kg	54 *U*	54.5 *U*	53.2 *U*	53.9 *U*	106 *U*	54.4 *U*	53.4 *U*	54 *U*	53.3 *U*
Aroclor 1221	µg/kg	54 *U*	54.5 *U*	53.2 *U*	53.9 *U*	106 *U*	54.4 *U*	53.4 *U*	54 *U*	53.3 *U*
Aroclor 1232	µg/kg	54 *U*	54.5 *U*	53.2 *U*	53.9 *U*	106 *U*	54.4 *U*	53.4 *U*	54 *U*	53.3 *U*
Aroclor 1242	µg/kg	65.4 *J*	54.5 *U*	53.2 *U*	108 *J*	99.8 *J*	72.4 *J*	53.3 *J*	54 *U*	53.3 *U*
Aroclor 1248	µg/kg	54 *U*	54.5 *U*	53.2 *U*	53.9 *U*	106 *U*	54.4 *U*	53.4 *U*	54 *U*	53.3 *U*
Aroclor 1254	µg/kg	79.9 *J*	54.5 *U*	10.6 *J*	108 *J*	165 *J*	54.1 *J*	63.7 *J*	25.8 *J*	53.3 *U*
Aroclor 1260	µg/kg	54 *U*	54.5 *U*	53.2 *U*	53.9 *U*	106 *U*	54.4 *U*	53.4 *U*	54 *U*	53.3 *U*
Aroclor 1268	µg/kg	72.7 *J*	54.5 *U*	53.2 *U*	109 *J*	193 *J*	169 *J*	59.9 *J*	54 *U*	53.3 *U*
Sum PCBs	µg/kg	218	109 *U*	37.2	325	457.8	295.5	176.9	52.8	106.6 *U*

Table A-7. (cont.)

Survey:	ONON2A	ONON2A	ONON2A	ONON2A	ONON2A	ONON2A	ONON2A	ONON2A	ONON2A
Sample Number:	DM0034	DM0035	DM0011	DM0012	DM0042	DM0013	DM0014	DM0015	DM0021
Station ID:	S437	S437	S438	S438	S438	S438	S438	S438	S439
Duplicates:				D1	D2				
Date:	8/16/2000	8/16/2000	8/16/2000	8/16/2000	8/16/2000	8/16/2000	8/16/2000	8/16/2000	8/17/2000
Depth (cm):	210 - 233	282 - 297	0 - 49	61 - 149	61 - 149	183 - 207	207 - 265	265 - 300	6 - 18
Chemical	**Units**								
PCDD/PCDFs									
2,3,7,8-Tetrachlorodibenzodioxin	ng/kg		0.109 *J*	0.112 *J*	0.126 *J*	0.261 *J*	0.236 *J*	0.21 *J*	
1,2,3,7,8-Pentachlorodibenzodioxin	ng/kg		0.175 *J*	0.177 *J*	0.212 *J*	0.283 *J*	0.543 *J*	0.93 *J*	
1,2,3,4,7,8-Hexachlorodibenzodioxin	ng/kg		0.158 *J*	0.128 *J*	0.282 *J*	0.504 *J*	0.579 *J*	0.52 *U*	
1,2,3,6,7,8-Hexachlorodibenzodioxin	ng/kg		0.284 *J*	0.584 *J*	0.817 *J*	2.32	2.31 *J*	0.52 *U*	
1,2,3,7,8,9-Hexachlorodibenzodioxin	ng/kg		0.297 *J*	0.445 *J*	0.482 *J*	1.36 *J*	1.57 *J*	0.654 *J*	
1,2,3,4,6,7,8-Heptachlorodibenzodioxin	ng/kg		6.01	13.8	15.9	57	43.7	10.4	
Octachlorodibenzodioxin	ng/kg		46.8	144	172	512	367	60.8	
Total heptachlorodibenzodioxins	ng/kg		15.3	28.8	35.3	126	95.6	19.8	
Total hexachlorodibenzodioxins	ng/kg		3.29	4.86	3.9	22.7	23.1	5.25	
Total pentachlorodibenzodioxins	ng/kg		1.13	0.124 *J*	0.475 *J*	7.92	6.2	3.49	
Total tetrachlorodibenzodioxins	ng/kg		1.15	0.856 *J*	1.17	5.41	6.29	6.24	
2,3,7,8-Tetrachlorodibenzofuran	ng/kg		1.23	14.7	14	37.1	36.8	2.46	
1,2,3,7,8-Pentachlorodibenzofuran	ng/kg		1.21	21.2	10.3	23.8	54.9	2.36	
2,3,4,7,8-Pentachlorodibenzofuran	ng/kg		0.689 *J*	6.91	3.95	8.33	19.3	1.2	
1,2,3,4,7,8-Hexachlorodibenzofuran	ng/kg		2.76	63.7	35.7	57.8	179	4.15	
1,2,3,6,7,8-Hexachlorodibenzofuran	ng/kg		1.01 *J*	25.1	10.2	17.2	56.8	1.48 *J*	
1,2,3,7,8,9-Hexachlorodibenzofuran	ng/kg		0.09 *U*	1.34 *J*	0.56 *J*	1.29 *J*	2.77	0.131 *J*	
2,3,4,6,7,8-Hexachlorodibenzofuran	ng/kg		0.426 *J*	2.93	1.51 *J*	3.03	5.97	1.06 *J*	
1,2,3,4,6,7,8-Heptachlorodibenzofuran	ng/kg		5.52	66.9	41.6	51.5	199	6.49	
1,2,3,4,7,8,9-Heptachlorodibenzofuran	ng/kg		1.53 *J*	60	49.3	20.3	95.8	1.19 *J*	
Octachlorodibenzofuran	ng/kg		10.9	286	218	264	735	14.3	
Total heptachlorodibenzofurans	ng/kg		10.3	225	176	134	457	12.6	
Total hexachlorodibenzofurans	ng/kg		8.17	165	108	150	363	17.5	
Total pentachlorodibenzofurans	ng/kg		7.79	70.4	41.6	95.6	200	22.1	
Total tetrachlorodibenzofurans	ng/kg		10.1	47.6	45.9	143	140	28.4	
TEQ - Dioxins (ND=1/2)	ng/kg		0.42	0.56	0.67	1.58	1.70	1.37	
TEQ - Furans (ND=1/2)	ng/kg		1.02	16.59	9.62	17.74	43.55	1.72	
TEQ - Total [2] (ND=1/2)	ng/kg		1.45	17.15	10.29	19.33	45.25	3.09	

Table A-7. (cont.)

	Survey:	ONON2A	ONON2A	ONON2A	ONON2A	ONON2A	ONON2A	ONON2A	ONON2A	ONON2A
	Sample Number:	DM0022	DM0023	DM0024	DM0025	DM0006	DM0007	DM0008	DM0009	DM0010
	Station ID:	S439	S439	S439	S439	S440	S440	S440	S440	S440
	Duplicates:									
	Date:	8/17/2000	8/17/2000	8/17/2000	8/17/2000	8/17/2000	8/17/2000	8/17/2000	8/17/2000	8/17/2000
	Depth (cm):	18 - 55	61 - 183	183 - 219	219 - 244	3 - 17	87 - 137	137 - 192	192 - 235	262 - 293
Chemical	**Units**									
Inorganics										
Aluminum	mg/kg	6,170	5,020	3,290	5,520	12,100	5,660	5,710	5,770	1,010
Antimony	mg/kg	0.40 *J*	0.42 *J*	0.72 *J*	1.3 *J*	0.30	0.55	0.37	0.45	0.69
Arsenic	mg/kg	3.4	8.0	5.7	8.0	8.4	8.5	10	9.4	0.70
Barium	mg/kg	72.1 *J*	87.3 *J*	98.7 *J*	97.8 *J*	66.6	93	84.8	91.9	227
Beryllium	mg/kg	0.29	0.41	0.27	0.37	0.55	0.43	0.55	0.53	0.086
Cadmium	mg/kg	0.033 *U*	0.87	0.28	4.3	0.036 *U*	1.1	0.72	0.97	0.041 *U*
Calcium	mg/kg	183,000	311,000	292,000	209,000	88,700	324,000	277,000	333,000	357,000
Chromium	mg/kg	12.4 *J*	28.1 *J*	10.4 *J*	61.6 *J*	19.4	32.2	24.5	28.7	2.8
Cobalt	mg/kg	3.0	2.4	1.8	4.3	4.8	2.7	3.5	2.8	0.15
Copper	mg/kg	10.9	46.2	18	61.6	20.4	49.4	50.6	49.7	2.1
Cyanide	mg/kg	0.59 *U*	0.81 *U*	0.72 *U*	1.1 *U*	0.63 *U*	1.3	1.1	0.94 *U*	0.74 *U*
Iron	mg/kg	9,260	6,330	6,300	11,300	17,100	6,900	9,430	7,070	1,330
Lead	mg/kg	4.5	31.4	44.4	157	13.7 *J*	34.6 *J*	35.4 *J*	49.9 *J*	12.1 *J*
Magnesium	mg/kg	11,800	5,680	4,510	6,480	9,690	6,800	8,680	10,700	3,010
Manganese	mg/kg	280	259	255	263	294	300	286	294	242
Mercury	mg/kg	0.097	86.3	1.6	3.4	0.49 *J*	80.3 *J*	50.7 *J*	56.6 *J*	0.052 *J*
Nickel	mg/kg	9.5	25.9	11.4	49.6	16.6	28.4	33	32.1	1.8
Potassium	mg/kg	1,880	675	608	1,180	3,440	839	659	587	220
Selenium	mg/kg	0.94	0.89	1.1	1.7	1.2	1.4	0.98	0.92	1.1 *U*
Silver	mg/kg	0.089 *U*	0.14	0.11 *U*	0.88	0.095 *U*	0.12 *U*	0.12	0.15	0.11 *U*
Sodium	mg/kg	424	3,070	2,230	4,840	299	3,190	4,970	10,300	7,760
Thallium	mg/kg	0.58 *U*	0.79 *U*	0.70 *U*	1.1 *U*	0.62 *U*	0.78 *U*	0.77 *U*	0.92 *U*	0.73 *U*
Vanadium	mg/kg	13.2	9.9	7.2	14.1	23.2	10.6	12.7	10.9	1.7
Zinc	mg/kg	29	113	50	186	46 *J*	124 *J*	103 *J*	120 *J*	15.4 *J*
Semivolatile Organic Compounds										
1,2,4-Trichlorobenzene	µg/kg	40 *UJ*	56 *U*	48 *UJ*	85 *UJ*	40 *U*	54 *U*	51 *U*	58 *UJ*	50 *UJ*
1,2-Dichlorobenzene	µg/kg	40 *UJ*	56 *U*	48 *UJ*	85 *UJ*	51	54 *U*	51 *U*	97 *J*	50 *UJ*
1,3-Dichlorobenzene	µg/kg	40 *UJ*	56 *U*	48 *UJ*	85 *UJ*	40 *U*	54 *U*	51 *U*	110 *J*	50 *UJ*
1,4-Dichlorobenzene	µg/kg	40 *UJ*	56 *U*	48 *UJ*	85 *UJ*	40 *U*	54 *U*	51 *U*	58 *UJ*	50 *UJ*
2,2'-Oxybis(1-chloropropane)	µg/kg	40 *UJ*	56 *U*	48 *UJ*	85 *UJ*	40 *U*	54 *U*	51 *U*	58 *UJ*	50 *UJ*
2,4,5-Trichlorophenol	µg/kg	210 *UJ*	290 *U*	250 *UJ*	440 *UJ*	200 *U*	280 *U*	260 *U*	300 *UJ*	260 *UJ*

Table A-7. (cont.)

	Survey:	ONON2A	ONON2A	ONON2A	ONON2A	ONON2A	ONON2A	ONON2A	ONON2A	ONON2A
	Sample Number:	DM0022	DM0023	DM0024	DM0025	DM0006	DM0007	DM0008	DM0009	DM0010
	Station ID:	S439	S439	S439	S439	S440	S440	S440	S440	S440
	Duplicates:									
	Date:	8/17/2000	8/17/2000	8/17/2000	8/17/2000	8/17/2000	8/17/2000	8/17/2000	8/17/2000	8/17/2000
	Depth (cm):	18 - 55	61 - 183	183 - 219	219 - 244	3 - 17	87 - 137	137 - 192	192 - 235	262 - 293
Chemical	**Units**									
2,4,6-Trichlorophenol	µg/kg	210 *UJ*	290 *U*	250 *UJ*	440 *UJ*	200 *U*	280 *U*	260 *U*	300 *UJ*	260 *UJ*
2,4-Dichlorophenol	µg/kg	210 *UJ*	290 *U*	250 *UJ*	440 *UJ*	200 *U*	280 *U*	260 *U*	300 *UJ*	260 *UJ*
2,4-Dimethylphenol	µg/kg	210 *UJ*	290 *U*	250 *UJ*	440 *UJ*	200 *U*	280 *U*	260 *U*	300 *UJ*	260 *UJ*
2,4-Dinitrophenol	µg/kg	1,000 *UJ*	1,400 *U*	1,200 *UJ*	2,200 *UJ*	1,000 *U*	1,400 *U*	1,300 *U*	1,500 *UJ*	1,300 *UJ*
2,4-Dinitrotoluene	µg/kg	210 *UJ*	290 *U*	250 *UJ*	440 *UJ*	200 *U*	280 *U*	260 *U*	300 *UJ*	260 *UJ*
2,6-Dinitrotoluene	µg/kg	210 *UJ*	290 *U*	250 *UJ*	440 *UJ*	200 *U*	280 *U*	260 *U*	300 *UJ*	260 *UJ*
2-Chloronaphthalene	µg/kg	40 *UJ*	56 *U*	48 *UJ*	85 *UJ*	40 *U*	54 *U*	51 *U*	58 *UJ*	50 *UJ*
2-Chlorophenol	µg/kg	40 *UJ*	56 *U*	48 *UJ*	85 *UJ*	40 *U*	54 *U*	51 *U*	58 *UJ*	50 *UJ*
2-Methyl-4,6-dinitrophenol	µg/kg	1,000 *UJ*	1,400 *U*	1,200 *UJ*	2,200 *UJ*	1,000 *U*	1,400 *U*	1,300 *U*	1,500 *UJ*	1,300 *UJ*
2-Methylnaphthalene	µg/kg	40 *UJ*	56 *U*	48 *UJ*	85 *UJ*	40 *U*	54 *U*	51 *U*	58 *UJ*	50 *UJ*
2-Methylphenol	µg/kg	40 *UJ*	56 *U*	48 *UJ*	85 *UJ*	40 *U*	54 *U*	51 *U*	58 *UJ*	50 *UJ*
4-Methylphenol	µg/kg	40 *UJ*	56 *U*	48 *UJ*	85 *UJ*	40 *U*	54 *U*	51 *U*	58 *UJ*	50 *UJ*
2-Nitroaniline	µg/kg	82 *UJ*	110 *U*	97 *UJ*	170 *UJ*	80 *U*	110 *U*	100 *U*	120 *UJ*	100 *UJ*
3-Nitroaniline	µg/kg	1,000 *UJ*	1,400 *U*	1,200 *UJ*	2,200 *UJ*	1,000 *U*	1,400 *U*	1,300 *U*	1,500 *UJ*	1,300 *UJ*
4-Nitroaniline	µg/kg	1,000 *UJ*	1,400 *U*	1,200 *UJ*	2,200 *UJ*	1,000 *U*	1,400 *U*	1,300 *U*	1,500 *UJ*	1,300 *UJ*
2-Nitrophenol	µg/kg	210 *UJ*	290 *U*	250 *UJ*	440 *UJ*	200 *U*	280 *U*	260 *U*	300 *UJ*	260 *UJ*
4-Nitrophenol	µg/kg	1,000 *UJ*	1,400 *U*	1,200 *UJ*	2,200 *UJ*	1,000 *U*	1,400 *U*	1,300 *U*	1,500 *UJ*	1,300 *UJ*
3,3-Dichlorobenzidine	µg/kg	40 *UJ*	56 *U*	48 *UJ*	85 *UJ*	40 *U*	54 *U*	51 *U*	58 *UJ*	50 *UJ*
4-Bromophenyl-phenyl ether	µg/kg	40 *UJ*	56 *U*	48 *UJ*	85 *UJ*	40 *U*	54 *U*	51 *U*	58 *UJ*	50 *UJ*
4-Chloro-3-methylphenol	µg/kg	210 *UJ*	290 *U*	250 *UJ*	440 *UJ*	200 *U*	280 *U*	260 *U*	300 *UJ*	260 *UJ*
4-Chloroaniline	µg/kg	40 *UJ*	56 *U*	48 *UJ*	85 *UJ*	40 *U*	54 *U*	51 *U*	58 *UJ*	50 *UJ*
4-Chlorophenyl-phenyl ether	µg/kg	40 *UJ*	56 *U*	48 *UJ*	85 *UJ*	40 *U*	54 *U*	51 *U*	58 *UJ*	50 *UJ*
Acenaphthene	µg/kg	40 *UJ*	56 *U*	48 *UJ*	85 *UJ*	40 *U*	54 *U*	78	58 *UJ*	50 *UJ*
Acenaphthylene	µg/kg	40 *UJ*	56 *U*	48 *UJ*	85 *UJ*	40 *U*	54 *U*	51 *U*	58 *UJ*	50 *UJ*
Anthracene	µg/kg	40 *UJ*	56 *U*	48 *UJ*	85 *UJ*	53	54 *U*	210	58 *UJ*	50 *UJ*
Benz(a)anthracene	µg/kg	40 *UJ*	71	170 *J*	320 *J*	130	54 *U*	1,900	58 *UJ*	50 *UJ*
Benzo(a)pyrene	µg/kg	40 *UJ*	87	180 *J*	370 *J*	130	60	2,100	58 *UJ*	50 *UJ*
Benzo(b)fluoranthene	µg/kg	40 *UJ*	90	140 *J*	310 *J*	110	56	1,900	58 *UJ*	50 *UJ*
Benzo(g,h,i)perylene	µg/kg	40 *UJ*	56 *U*	93 *J*	230 *J*	67	54 *U*	1,200	58 *UJ*	50 *UJ*
Benzo(k)fluoranthene	µg/kg	40 *UJ*	75	140 *J*	300 *J*	110	66	2,000	58 *UJ*	50 *UJ*
Benzyl alcohol	µg/kg	210 *UJ*	290 *U*	250 *UJ*	440 *UJ*	200 *U*	280 *U*	260 *U*	300 *UJ*	260 *UJ*
Bis(2-chloroethoxy)methane	µg/kg	40 *UJ*	56 *U*	48 *UJ*	85 *UJ*	40 *U*	54 *U*	51 *U*	58 *UJ*	50 *UJ*

Table A-7. (cont.)

	Survey:	ONON2A	ONON2A	ONON2A	ONON2A	ONON2A	ONON2A	ONON2A	ONON2A	ONON2A
	Sample Number:	DM0022	DM0023	DM0024	DM0025	DM0006	DM0007	DM0008	DM0009	DM0010
	Station ID:	S439	S439	S439	S439	S440	S440	S440	S440	S440
	Duplicates:									
	Date:	8/17/2000	8/17/2000	8/17/2000	8/17/2000	8/17/2000	8/17/2000	8/17/2000	8/17/2000	8/17/2000
	Depth (cm):	18 - 55	61 - 183	183 - 219	219 - 244	3 - 17	87 - 137	137 - 192	192 - 235	262 - 293
Chemical	**Units**									
Bis(2-chloroethyl)ether	µg/kg	40 *UJ*	56 *U*	48 *UJ*	85 *UJ*	40 *U*	54 *U*	51 *U*	58 *UJ*	50 *UJ*
Bis(2-ethylhexyl)phthalate	µg/kg	53 *J*	130	54 *J*	150 *J*	91	110	64	100 *J*	50 *UJ*
Butylbenzylphthalate	µg/kg	40 *UJ*	56 *U*	48 *UJ*	85 *UJ*	40 *U*	54 *U*	51 *U*	58 *UJ*	50 *UJ*
Carbazole	µg/kg	40 *UJ*	56 *U*	48 *UJ*	85 *UJ*	40 *U*	54 *U*	220	58 *UJ*	50 *UJ*
Chrysene	µg/kg	40 *UJ*	95	180 *J*	390 *J*	140	65	2,300	58 *UJ*	50 *UJ*
Dibenz(a,h)anthracene	µg/kg	40 *UJ*	56 *U*	48 *UJ*	85 *UJ*	40 *U*	54 *U*	470	58 *UJ*	50 *UJ*
Dibenzofuran	µg/kg	40 *UJ*	56 *U*	48 *UJ*	85 *UJ*	40 *U*	54 *U*	51 *U*	58 *UJ*	50 *UJ*
Diethylphthalate	µg/kg	40 *UJ*	56 *U*	48 *UJ*	85 *UJ*	40 *U*	54 *U*	51 *U*	58 *UJ*	50 *UJ*
Dimethylphthalate	µg/kg	40 *UJ*	56 *U*	48 *UJ*	85 *UJ*	40 *U*	54 *U*	51 *U*	58 *UJ*	50 *UJ*
Di-n-butylphthalate	µg/kg	40 *UJ*	68	54 *J*	110 *J*	40 *U*	54 *U*	51 *U*	58 *UJ*	50 *UJ*
Di-n-octylphthalate	µg/kg	40 *UJ*	56 *U*	48 *UJ*	85 *UJ*	40 *U*	54 *U*	51 *U*	58 *UJ*	50 *UJ*
Fluoranthene	µg/kg	40 *UJ*	160	270 *J*	560 *J*	290	110	2,900	120 *J*	57 *J*
Fluorene	µg/kg	40 *UJ*	56 *U*	48 *UJ*	85 *UJ*	40 *U*	54 *U*	64	58 *UJ*	50 *UJ*
Hexachlorobenzene (GC/ECD)	µg/kg									
Hexachlorobenzene (GC/MS)	µg/kg	40 *UJ*	360	48 *UJ*	85 *UJ*	410	490	51 *U*	58 *UJ*	50 *UJ*
Final HCB Value	µg/kg	40 *UJ*	360	48 *UJ*	85 *UJ*	410	490	51 *U*	58 *UJ*	50 *UJ*
Hexachlorobutadiene	µg/kg	40 *UJ*	56 *U*	48 *UJ*	85 *UJ*	40 *U*	54 *U*	51 *U*	58 *UJ*	50 *UJ*
Hexachlorocyclopentadiene	µg/kg	210 *UJ*	290 *UJ*	250 *UJ*	440 *UJ*	200 *U*	280 *U*	260 *U*	300 *UJ*	260 *UJ*
Hexachloroethane	µg/kg	40 *UJ*	56 *U*	48 *UJ*	85 *UJ*	40 *U*	54 *U*	51 *U*	58 *UJ*	50 *UJ*
Indeno(1,2,3-cd)pyrene	µg/kg	40 *UJ*	56 *U*	91 *J*	200 *J*	71	54 *U*	1,100	58 *UJ*	50 *UJ*
Isophorone	µg/kg	40 *UJ*	56 *U*	48 *UJ*	85 *UJ*	40 *U*	54 *U*	51 *U*	58 *UJ*	50 *UJ*
Naphthalene	µg/kg	40 *UJ*	56 *U*	48 *UJ*	85 *UJ*	40 *U*	54 *U*	85	58 *UJ*	50 *UJ*
Nitrobenzene	µg/kg	40 *UJ*	56 *U*	48 *UJ*	85 *UJ*	40 *U*	54 *U*	51 *U*	58 *UJ*	50 *UJ*
N-Nitrosodimethylamine	µg/kg	210 *UJ*	290 *U*	250 *UJ*	440 *UJ*	200 *U*	280 *U*	260 *U*	300 *UJ*	260 *UJ*
N-Nitroso-di-n-propylamine	µg/kg	40 *UJ*	56 *U*	48 *UJ*	85 *UJ*	40 *U*	54 *U*	51 *U*	58 *UJ*	50 *UJ*
N-Nitrosodiphenylamine	µg/kg	40 *UJ*	56 *U*	48 *UJ*	85 *UJ*	40 *U*	54 *U*	51 *U*	58 *UJ*	50 *UJ*
Pentachlorophenol	µg/kg	1,000 *UJ*	1,400 *U*	1,200 *UJ*	2,200 *UJ*	1,000 *U*	1,400 *U*	1,300 *U*	1,500 *UJ*	1,300 *UJ*
Phenanthrene	µg/kg	40 *UJ*	99	130 *J*	290 *J*	220	59	970	63 *J*	50 *UJ*
Phenol	µg/kg	40 *UJ*	56 *U*	48 *UJ*	85 *UJ*	40 *U*	54 *U*	51 *U*	58 *UJ*	50 *UJ*
Pyrene	µg/kg	40 *UJ*	150	260 *J*	570 *J*	220	100	2,500	88 *J*	50 *UJ*
Pesticides										
4,4'-DDD	µg/kg									

Table A-7. (cont.)

	Survey:	ONON2A	ONON2A	ONON2A	ONON2A	ONON2A	ONON2A	ONON2A	ONON2A	ONON2A
	Sample Number:	DM0022	DM0023	DM0024	DM0025	DM0006	DM0007	DM0008	DM0009	DM0010
	Station ID:	S439	S439	S439	S439	S440	S440	S440	S440	S440
	Duplicates:									
	Date:	8/17/2000	8/17/2000	8/17/2000	8/17/2000	8/17/2000	8/17/2000	8/17/2000	8/17/2000	8/17/2000
	Depth (cm):	18 - 55	61 - 183	183 - 219	219 - 244	3 - 17	87 - 137	137 - 192	192 - 235	262 - 293
Chemical	**Units**									
4,4'-DDE	µg/kg									
4,4'-DDT	µg/kg									
Aldrin	µg/kg									
alpha-BHC	µg/kg									
beta-BHC	µg/kg									
gamma-BHC (Lindane)	µg/kg									
delta-BHC	µg/kg									
Dieldrin	µg/kg									
Endosulfan I	µg/kg									
Endosulfan II	µg/kg									
Endosulfan sulfate	µg/kg									
Endrin aldehyde	µg/kg									
Endrin ketone	µg/kg									
Endrin	µg/kg									
Heptachlor epoxide	µg/kg									
Heptachlor	µg/kg									
Methoxychlor	µg/kg									
Toxaphene	µg/kg									
cis (alpha)-Chlordane	µg/kg									
trans (gamma)-Chlordane	µg/kg									
Total Chlordane [1]	µg/kg									
PCBs										
Aroclor 1016	µg/kg	53.6 *U*	52.8 *U*	50.9 *U*	53 *U*	54.6 *U*	53.8 *U*	54.4 *U*	54.8 *U*	54.3 *U*
Aroclor 1221	µg/kg	53.6 *U*	52.8 *U*	50.9 *U*	53 *U*	54.6 *U*	53.8 *U*	54.4 *U*	54.8 *U*	54.3 *U*
Aroclor 1232	µg/kg	53.6 *U*	52.8 *U*	50.9 *U*	53 *U*	54.6 *U*	53.8 *U*	54.4 *U*	54.8 *U*	54.3 *U*
Aroclor 1242	µg/kg	53.6 *U*	51.6 *J*	50.9 *U*	17 *J*	54.6 *U*	64.6 *J*	29.3 *J*	158 *J*	54.3 *U*
Aroclor 1248	µg/kg	53.6 *U*	52.8 *U*	50.9 *U*	53 *U*	54.6 *U*	53.8 *U*	54.4 *U*	54.8 *U*	54.3 *U*
Aroclor 1254	µg/kg	53.6 *U*	192 *J*	15.1 *J*	83 *J*	54.6 *U*	268 *J*	289 *J*	228 *J*	54.3 *U*
Aroclor 1260	µg/kg	53.6 *U*	52.8 *U*	50.9 *U*	126 *J*	28.2 *J*	53.8 *U*	54.4 *U*	54.8 *U*	54.3 *U*
Aroclor 1268	µg/kg	53.6 *U*	242 *J*	89.9 *J*	53 *U*	54.6 *U*	487 *J*	461 *J*	440 *J*	54.3 *U*
Sum PCBs	µg/kg	107.2 *U*	485.6	105	226	55.5	819.6	779.3	826	108.6 *U*

Table A-7. (cont.)

Survey:	ONON2A	ONON2A	ONON2A	ONON2A	ONON2A	ONON2A	ONON2A	ONON2A	ONON2A
Sample Number:	DM0022	DM0023	DM0024	DM0025	DM0006	DM0007	DM0008	DM0009	DM0010
Station ID:	S439	S439	S439	S439	S440	S440	S440	S440	S440
Duplicates:									
Date:	8/17/2000	8/17/2000	8/17/2000	8/17/2000	8/17/2000	8/17/2000	8/17/2000	8/17/2000	8/17/2000
Depth (cm):	18 - 55	61 - 183	183 - 219	219 - 244	3 - 17	87 - 137	137 - 192	192 - 235	262 - 293
Chemical	**Units**								
PCDD/PCDFs									
2,3,7,8-Tetrachlorodibenzodioxin	ng/kg				0.11 *U*	0.47 *J*	0.264 *J*	0.385 *J*	0.1 *U*
1,2,3,7,8-Pentachlorodibenzodioxin	ng/kg				0.157 *J*	0.478 *J*	0.359 *J*	0.633 *J*	0.1 *U*
1,2,3,4,7,8-Hexachlorodibenzodioxin	ng/kg				0.165 *J*	0.671 *J*	0.607 *J*	0.797 *J*	0.1 *U*
1,2,3,6,7,8-Hexachlorodibenzodioxin	ng/kg				0.371 *J*	3.53	2.55	3.55	0.1 *U*
1,2,3,7,8,9-Hexachlorodibenzodioxin	ng/kg				0.26 *J*	2.35 *J*	1.56 *J*	2.56	0.1 *U*
1,2,3,4,6,7,8-Heptachlorodibenzodioxin	ng/kg				7.33	87.9	54.1	74.5	0.246 *J*
Octachlorodibenzodioxin	ng/kg				57.9 *J*	866	586	708	2.4 *J*
Total heptachlorodibenzodioxins	ng/kg				15.8	208	128	171	0.1 *U*
Total hexachlorodibenzodioxins	ng/kg				2.52 *J*	34.8	22.1	32.7	0.1 *U*
Total pentachlorodibenzodioxins	ng/kg				0.72 *J*	5.89	4.13	5.49	0.1 *U*
Total tetrachlorodibenzodioxins	ng/kg				1.8	9.33	5.35	5.67	0.1 *U*
2,3,7,8-Tetrachlorodibenzofuran	ng/kg				1.01 *J*	72.7	57.1	77.6	0.133 *J*
1,2,3,7,8-Pentachlorodibenzofuran	ng/kg				1.04 *J*	78.7	57	96	0.136 *J*
2,3,4,7,8-Pentachlorodibenzofuran	ng/kg				0.96 *J*	32.1	22.7	42.9	0.1 *U*
1,2,3,4,7,8-Hexachlorodibenzofuran	ng/kg				1.96 *J*	274	148	165	0.32 *J*
1,2,3,6,7,8-Hexachlorodibenzofuran	ng/kg				0.617 *J*	60.5	43.8	47.5	0.1 *U*
1,2,3,7,8,9-Hexachlorodibenzofuran	ng/kg				0.12 *U*	3.73	2.36	4.18	0.1 *U*
2,3,4,6,7,8-Hexachlorodibenzofuran	ng/kg				0.341 *J*	7.26	4.81	7.19	0.1 *U*
1,2,3,4,6,7,8-Heptachlorodibenzofuran	ng/kg				2.97	249	119	98.5	0.202 *J*
1,2,3,4,7,8,9-Heptachlorodibenzofuran	ng/kg				1.04 *J*	158	64.9	66.5	0.1 *U*
Octachlorodibenzofuran	ng/kg				9.6	3300	914	676	1 *J*
Total heptachlorodibenzofurans	ng/kg				7.25	847	306	306	0.13 *J*
Total hexachlorodibenzofurans	ng/kg				6.33	547	303	405	0.1 *U*
Total pentachlorodibenzofurans	ng/kg				5.45	337	208	345	0.14 *J*
Total tetrachlorodibenzofurans	ng/kg				8.18	312	189	287	0.32 *J*
TEQ - Dioxins (ND=1/2)	ng/kg				0.37	2.57	1.69	2.52	0.12
TEQ - Furans (ND=1/2)	ng/kg				0.97	66.20	41.74	58.11	0.09
TEQ - Total [2] (ND=1/2)	ng/kg				1.34	68.77	43.43	60.64	0.21

Table A-7. (cont.)

	Survey:	ONON2A	ONON2A	ONON2A	ONON2A	ONON2A	ONON2A	ONON2A	ONON2A	ONON2A
	Sample Number:	DM0026	DM0027	DM0028	DM0029	DM0030	DM0044	DM0016	DM0017	DM0018
	Station ID:	S441	S441	S441	S441	S441	S441	S442	S442	S442
	Duplicates:									
	Date:	8/17/2000	8/17/2000	8/17/2000	8/17/2000	8/17/2000	8/17/2000	8/17/2000	8/17/2000	8/17/2000
	Depth (cm):	6 - 49	61 - 131	131 - 195	195 - 259	290 - 357	268 - 290	0 - 61	61 - 122	122 - 183
Chemical	**Units**									
Inorganics										
Aluminum	mg/kg	8,140	7,180	5,040	4,680	1,240	4,870	9,980	13,000	14,400
Antimony	mg/kg	0.25 *J*	0.34 *J*	0.84 *J*	0.55 *J*	0.44 *J*	0.52 *J*	0.24	0.38	0.23 *UJ*
Arsenic	mg/kg	3.2	4.4	7.9	7.4	1.2	6.4	3.9	4.2	2.7
Barium	mg/kg	78.2 *J*	96.2 *J*	89.3 *J*	83.5 *J*	97.5 *J*	49.1 *J*	76.1	74.4	105 *J*
Beryllium	mg/kg	0.4	0.36	0.44	0.41	0.10	0.31	0.46	0.51	0.75
Cadmium	mg/kg	0.034 *U*	0.041 *U*	1.2	0.75	0.043 *U*	0.07	0.032 *U*	0.035 *U*	0.034 *U*
Calcium	mg/kg	163,000	217,000	326,000	320,000	348,000	109,000	70,200	71,600	61,700
Chromium	mg/kg	16.4 *J*	11.7 *J*	32.6 *J*	27.4 *J*	3.3 *J*	10.5 *J*	15.5	20.6	21.2 *J*
Cobalt	mg/kg	4.1	2.6	2.5	2.5	0.46	4.0	4.5	6.0	6.7
Copper	mg/kg	17.6	15	49.6	60.4	2.8	56.9	18.1	16.8	17.5
Cyanide	mg/kg	0.62 *U*	0.73 *U*	1.3	0.94	0.76 *U*	0.57 *U*	0.58 *U*	0.63 *U*	0.62 *U*
Iron	mg/kg	10,800	10,200	5,810	5,880	2,950	7,600	15,400	23,600	18,200
Lead	mg/kg	9.4	6.3	31.6	28.6	2.5	22.8	12.3 *J*	8.1 *J*	11.1
Magnesium	mg/kg	18,900	9,660	5,730	7,150	3,260	10,900	11,800	10,400	10,800
Manganese	mg/kg	255	206	287	288	256	160	354	253	274
Mercury	mg/kg	0.086	0.59	9.3	57.7	0.22	1.9	0.054 *J*	0.11 *J*	0.088 *J*
Nickel	mg/kg	13.9	11.2	28.9	29.8	2.6	12.6	13.8	16.3	19.3
Potassium	mg/kg	2,370	1,880	525	440	261	1,260	3,330	3,330	3,540
Selenium	mg/kg	0.71	1.3	1.3	1.3	1.1 *U*	0.49	0.79	0.70	0.91
Silver	mg/kg	0.092 *U*	0.11 *U*	0.18	0.12 *U*	0.11 *U*	0.086 *U*	0.087 *U*	0.095 *U*	0.092 *U*
Sodium	mg/kg	350	439	2,020	1,920	1,360	321	229	335	587
Thallium	mg/kg	0.60 *U*	0.72 *U*	0.78 *U*	0.81 *U*	0.75 *U*	0.56 *U*	0.57 *U*	0.62 *U*	0.6 *U*
Vanadium	mg/kg	15	13.3	9.4	9.6	2.1	13.5	19.4	25.9	25.2
Zinc	mg/kg	31.2	28.7	131	136	12.1	36.8	39.3 *J*	39.2 *J*	51.6
Semivolatile Organic Compounds										
1,2,4-Trichlorobenzene	µg/kg	42 *UJ*	46 *UJ*	52 *UJ*	57 *UJ*	50 *UJ*	39 *UJ*	40 *U*	43 *U*	39 *UJ*
1,2-Dichlorobenzene	µg/kg	42 *UJ*	46 *UJ*	52 *UJ*	65 *J*	50 *UJ*	39 *UJ*	40 *U*	43 *U*	39 *UJ*
1,3-Dichlorobenzene	µg/kg	42 *UJ*	46 *UJ*	52 *UJ*	79 *J*	50 *UJ*	39 *UJ*	40 *U*	43 *U*	39 *UJ*
1,4-Dichlorobenzene	µg/kg	42 *UJ*	46 *UJ*	52 *UJ*	57 *UJ*	50 *UJ*	39 *UJ*	40 *U*	43 *U*	39 *UJ*
2,2'-Oxybis(1-chloropropane)	µg/kg	42 *UJ*	46 *UJ*	52 *UJ*	57 *UJ*	50 *UJ*	39 *UJ*	40 *U*	43 *U*	39 *UJ*
2,4,5-Trichlorophenol	µg/kg	220 *UJ*	230 *UJ*	270 *UJ*	290 *UJ*	260 *UJ*	200 *UJ*	210 *U*	220 *U*	200 *UJ*

Table A-7. (cont.)

	Survey:	ONON2A	ONON2A	ONON2A	ONON2A	ONON2A	ONON2A	ONON2A	ONON2A	ONON2A
	Sample Number:	DM0026	DM0027	DM0028	DM0029	DM0030	DM0044	DM0016	DM0017	DM0018
	Station ID:	S441	S441	S441	S441	S441	S441	S442	S442	S442
	Duplicates:									
	Date:	8/17/2000	8/17/2000	8/17/2000	8/17/2000	8/17/2000	8/17/2000	8/17/2000	8/17/2000	8/17/2000
	Depth (cm):	6 - 49	61 - 131	131 - 195	195 - 259	290 - 357	268 - 290	0 - 61	61 - 122	122 - 183
Chemical	**Units**									
2,4,6-Trichlorophenol	µg/kg	220 *UJ*	230 *UJ*	270 *UJ*	290 *UJ*	260 *UJ*	200 *UJ*	210 *U*	220 *U*	200 *UJ*
2,4-Dichlorophenol	µg/kg	220 *UJ*	230 *UJ*	270 *UJ*	290 *UJ*	260 *UJ*	200 *UJ*	210 *U*	220 *U*	200 *UJ*
2,4-Dimethylphenol	µg/kg	220 *UJ*	230 *UJ*	270 *UJ*	290 *UJ*	260 *UJ*	200 *UJ*	210 *U*	220 *U*	200 *UJ*
2,4-Dinitrophenol	µg/kg	1,100 *UJ*	1,200 *UJ*	1,300 *UJ*	1,500 *UJ*	1,300 *UJ*	1,000 *UJ*	1,000 *U*	1,100 *U*	1,000 *UJ*
2,4-Dinitrotoluene	µg/kg	220 *UJ*	230 *UJ*	270 *UJ*	290 *UJ*	260 *UJ*	200 *UJ*	210 *U*	220 *U*	200 *UJ*
2,6-Dinitrotoluene	µg/kg	220 *UJ*	230 *UJ*	270 *UJ*	290 *UJ*	260 *UJ*	200 *UJ*	210 *U*	220 *U*	200 *UJ*
2-Chloronaphthalene	µg/kg	42 *UJ*	46 *UJ*	52 *UJ*	57 *UJ*	50 *UJ*	39 *UJ*	40 *U*	43 *U*	39 *UJ*
2-Chlorophenol	µg/kg	42 *UJ*	46 *UJ*	52 *UJ*	57 *UJ*	50 *UJ*	39 *UJ*	40 *U*	43 *U*	39 *UJ*
2-Methyl-4,6-dinitrophenol	µg/kg	1,100 *UJ*	1,200 *UJ*	1,300 *UJ*	1,500 *UJ*	1,300 *UJ*	1,000 *UJ*	1,000 *U*	1,100 *U*	1,000 *UJ*
2-Methylnaphthalene	µg/kg	42 *UJ*	46 *UJ*	52 *UJ*	57 *UJ*	50 *UJ*	39 *UJ*	40 *U*	43 *U*	39 *UJ*
2-Methylphenol	µg/kg	42 *UJ*	46 *UJ*	52 *UJ*	57 *UJ*	50 *UJ*	39 *UJ*	40 *U*	43 *U*	39 *UJ*
4-Methylphenol	µg/kg	42 *UJ*	46 *UJ*	52 *UJ*	57 *UJ*	50 *UJ*	39 *UJ*	40 *U*	43 *U*	39 *UJ*
2-Nitroaniline	µg/kg	86 *UJ*	93 *UJ*	110 *UJ*	120 *UJ*	100 *UJ*	79 *UJ*	82 *U*	87 *U*	80 *UJ*
3-Nitroaniline	µg/kg	1,100 *UJ*	1,200 *UJ*	1,300 *UJ*	1,500 *UJ*	1,300 *UJ*	1,000 *UJ*	1,000 *U*	1,100 *U*	1,000 *UJ*
4-Nitroaniline	µg/kg	1,100 *UJ*	1,200 *UJ*	1,300 *UJ*	1,500 *UJ*	1,300 *UJ*	1,000 *UJ*	1,000 *U*	1,100 *U*	1,000 *UJ*
2-Nitrophenol	µg/kg	220 *UJ*	230 *UJ*	270 *UJ*	290 *UJ*	260 *UJ*	200 *UJ*	210 *U*	220 *U*	200 *UJ*
4-Nitrophenol	µg/kg	1,100 *UJ*	1,200 *UJ*	1,300 *UJ*	1,500 *UJ*	1,300 *UJ*	1,000 *UJ*	1,000 *U*	1,100 *U*	1,000 *UJ*
3,3-Dichlorobenzidine	µg/kg	42 *UJ*	46 *UJ*	52 *UJ*	57 *UJ*	50 *UJ*	39 *UJ*	40 *U*	43 *U*	39 *UJ*
4-Bromophenyl-phenyl ether	µg/kg	42 *UJ*	46 *UJ*	52 *UJ*	57 *UJ*	50 *UJ*	39 *UJ*	40 *U*	43 *U*	39 *UJ*
4-Chloro-3-methylphenol	µg/kg	220 *UJ*	230 *UJ*	270 *UJ*	290 *UJ*	260 *UJ*	200 *UJ*	210 *U*	220 *U*	200 *UJ*
4-Chloroaniline	µg/kg	42 *UJ*	46 *UJ*	52 *UJ*	57 *UJ*	50 *UJ*	39 *UJ*	40 *U*	43 *U*	39 *UJ*
4-Chlorophenyl-phenyl ether	µg/kg	42 *UJ*	46 *UJ*	52 *UJ*	57 *UJ*	50 *UJ*	39 *UJ*	40 *U*	43 *U*	39 *UJ*
Acenaphthene	µg/kg	42 *UJ*	46 *UJ*	52 *UJ*	57 *UJ*	50 *UJ*	39 *UJ*	40 *U*	43 *U*	39 *UJ*
Acenaphthylene	µg/kg	42 *UJ*	46 *UJ*	52 *UJ*	57 *UJ*	50 *UJ*	39 *UJ*	40 *U*	43 *U*	39 *UJ*
Anthracene	µg/kg	42 *UJ*	46 *UJ*	52 *UJ*	57 *UJ*	50 *UJ*	39 *UJ*	40 *U*	43 *U*	39 *UJ*
Benz(a)anthracene	µg/kg	50 *J*	46 *UJ*	52 *UJ*	57 *UJ*	50 *UJ*	120 *J*	40 *U*	43 *U*	70 *J*
Benzo(a)pyrene	µg/kg	44 *J*	46 *UJ*	52 *UJ*	59 *J*	50 *UJ*	140 *J*	40 *U*	43 *U*	78 *J*
Benzo(b)fluoranthene	µg/kg	42 *UJ*	46 *UJ*	53 *J*	67 *J*	50 *UJ*	150 *J*	40 *U*	43 *U*	72 *J*
Benzo(g,h,i)perylene	µg/kg	42 *UJ*	46 *UJ*	52 *UJ*	57 *UJ*	50 *UJ*	110 *J*	40 *U*	43 *U*	51 *J*
Benzo(k)fluoranthene	µg/kg	42 *UJ*	46 *UJ*	56 *J*	57 *UJ*	50 *UJ*	140 *J*	40 *U*	43 *U*	67 *J*
Benzyl alcohol	µg/kg	220 *UJ*	230 *UJ*	270 *UJ*	290 *UJ*	260 *UJ*	200 *UJ*	210 *U*	220 *U*	200 *UJ*
Bis(2-chloroethoxy)methane	µg/kg	42 *UJ*	46 *UJ*	52 *UJ*	57 *UJ*	50 *UJ*	39 *UJ*	40 *U*	43 *U*	39 *UJ*

Table A-7. (cont.)

	Survey:	ONON2A	ONON2A	ONON2A	ONON2A	ONON2A	ONON2A	ONON2A	ONON2A	ONON2A
	Sample Number:	DM0026	DM0027	DM0028	DM0029	DM0030	DM0044	DM0016	DM0017	DM0018
	Station ID:	S441	S441	S441	S441	S441	S441	S442	S442	S442
	Duplicates:									
	Date:	8/17/2000	8/17/2000	8/17/2000	8/17/2000	8/17/2000	8/17/2000	8/17/2000	8/17/2000	8/17/2000
	Depth (cm):	6 - 49	61 - 131	131 - 195	195 - 259	290 - 357	268 - 290	0 - 61	61 - 122	122 - 183
Chemical	**Units**									
Bis(2-chloroethyl)ether	µg/kg	42 *UJ*	46 *UJ*	52 *UJ*	57 *UJ*	50 *UJ*	39 *UJ*	40 *U*	43 *U*	39 *UJ*
Bis(2-ethylhexyl)phthalate	µg/kg	310 *J*	310 *J*	130 *J*	330 *J*	120 *J*	61 *J*	69	100	97 *J*
Butylbenzylphthalate	µg/kg	42 *UJ*	46 *UJ*	52 *UJ*	57 *UJ*	50 *UJ*	39 *UJ*	40 *U*	43 *U*	39 *UJ*
Carbazole	µg/kg	42 *UJ*	46 *UJ*	52 *UJ*	57 *UJ*	50 *UJ*	39 *UJ*	40 *U*	43 *U*	39 *UJ*
Chrysene	µg/kg	52 *J*	46 *UJ*	56 *J*	74 *J*	50 *UJ*	170 *J*	47	43 *U*	87 *J*
Dibenz(a,h)anthracene	µg/kg	42 *UJ*	46 *UJ*	52 *UJ*	57 *UJ*	50 *UJ*	39 *UJ*	40 *U*	43 *U*	39 *UJ*
Dibenzofuran	µg/kg	42 *UJ*	46 *UJ*	52 *UJ*	57 *UJ*	50 *UJ*	39 *UJ*	40 *U*	43 *U*	39 *UJ*
Diethylphthalate	µg/kg	42 *UJ*	46 *UJ*	52 *UJ*	57 *UJ*	50 *UJ*	39 *UJ*	40 *U*	43 *U*	39 *UJ*
Dimethylphthalate	µg/kg	42 *UJ*	46 *UJ*	52 *UJ*	57 *UJ*	50 *UJ*	39 *UJ*	40 *U*	43 *U*	39 *UJ*
Di-n-butylphthalate	µg/kg	42 *UJ*	64 *J*	52 *UJ*	61 *J*	50 *UJ*	39 *UJ*	40 *U*	43 *U*	39 *UJ*
Di-n-octylphthalate	µg/kg	42 *UJ*	46 *UJ*	52 *UJ*	57 *UJ*	50 *UJ*	39 *UJ*	40 *U*	43 *U*	39 *UJ*
Fluoranthene	µg/kg	100 *J*	46 *UJ*	90 *J*	110 *J*	50 *UJ*	230 *J*	76	43 *U*	110 *J*
Fluorene	µg/kg	42 *UJ*	46 *UJ*	52 *UJ*	57 *UJ*	50 *UJ*	39 *UJ*	40 *U*	43 *U*	39 *UJ*
Hexachlorobenzene (GC/ECD)	µg/kg									
Hexachlorobenzene (GC/MS)	µg/kg	42 *UJ*	46 *UJ*	200 *J*	140 *J*	50 *UJ*	39 *UJ*	40 *U*	43 *U*	39 *UJ*
Final HCB Value	µg/kg	42 *UJ*	46 *UJ*	200 *J*	140 *J*	50 *UJ*	39 *UJ*	40 *U*	43 *U*	39 *UJ*
Hexachlorobutadiene	µg/kg	42 *UJ*	46 *UJ*	52 *UJ*	57 *UJ*	50 *UJ*	39 *UJ*	40 *U*	43 *U*	39 *UJ*
Hexachlorocyclopentadiene	µg/kg	220 *UJ*	230 *UJ*	270 *UJ*	290 *UJ*	260 *UJ*	200 *UJ*	210 *U*	220 *U*	200 *UJ*
Hexachloroethane	µg/kg	42 *UJ*	46 *UJ*	52 *UJ*	57 *UJ*	50 *UJ*	39 *UJ*	40 *U*	43 *U*	39 *UJ*
Indeno(1,2,3-cd)pyrene	µg/kg	42 *UJ*	46 *UJ*	52 *UJ*	57 *UJ*	50 *UJ*	100 *J*	40 *U*	43 *U*	47 *J*
Isophorone	µg/kg	42 *UJ*	46 *UJ*	52 *UJ*	57 *UJ*	50 *UJ*	39 *UJ*	40 *U*	43 *U*	39 *UJ*
Naphthalene	µg/kg	42 *UJ*	46 *UJ*	52 *UJ*	57 *UJ*	50 *UJ*	39 *UJ*	40 *U*	43 *U*	39 *UJ*
Nitrobenzene	µg/kg	42 *UJ*	46 *UJ*	52 *UJ*	57 *UJ*	50 *UJ*	39 *UJ*	40 *U*	43 *U*	39 *UJ*
N-Nitrosodimethylamine	µg/kg	220 *UJ*	230 *UJ*	270 *UJ*	290 *UJ*	260 *UJ*	200 *UJ*	210 *U*	220 *U*	200 *UJ*
N-Nitroso-di-n-propylamine	µg/kg	42 *UJ*	46 *UJ*	52 *UJ*	57 *UJ*	50 *UJ*	39 *UJ*	40 *U*	43 *U*	39 *UJ*
N-Nitrosodiphenylamine	µg/kg	42 *UJ*	46 *UJ*	52 *UJ*	57 *UJ*	50 *UJ*	39 *UJ*	40 *U*	43 *U*	39 *UJ*
Pentachlorophenol	µg/kg	1,100 *UJ*	1,200 *UJ*	1,300 *UJ*	1,500 *UJ*	1,300 *UJ*	1,000 *UJ*	1,000 *U*	1,100 *U*	1,000 *UJ*
Phenanthrene	µg/kg	70 *J*	46 *UJ*	52 *UJ*	57 *UJ*	50 *UJ*	110 *J*	40 *U*	43 *U*	50 *J*
Phenol	µg/kg	42 *UJ*	46 *UJ*	52 *UJ*	57 *UJ*	50 *UJ*	39 *UJ*	40 *U*	43 *U*	39 *UJ*
Pyrene	µg/kg	95 *J*	46 *UJ*	94 *J*	140 *J*	50 *UJ*	200 *J*	63	43 *U*	100 *J*
Pesticides										
4,4'-DDD	µg/kg									

Table A-7. (cont.)

	Survey:	ONON2A	ONON2A	ONON2A	ONON2A	ONON2A	ONON2A	ONON2A	ONON2A	ONON2A
	Sample Number:	DM0026	DM0027	DM0028	DM0029	DM0030	DM0044	DM0016	DM0017	DM0018
	Station ID:	S441	S441	S441	S441	S441	S441	S442	S442	S442
	Duplicates:									
	Date:	8/17/2000	8/17/2000	8/17/2000	8/17/2000	8/17/2000	8/17/2000	8/17/2000	8/17/2000	8/17/2000
	Depth (cm):	6 - 49	61 - 131	131 - 195	195 - 259	290 - 357	268 - 290	0 - 61	61 - 122	122 - 183
Chemical	**Units**									
4,4'-DDE	µg/kg									
4,4'-DDT	µg/kg									
Aldrin	µg/kg									
alpha-BHC	µg/kg									
beta-BHC	µg/kg									
gamma-BHC (Lindane)	µg/kg									
delta-BHC	µg/kg									
Dieldrin	µg/kg									
Endosulfan I	µg/kg									
Endosulfan II	µg/kg									
Endosulfan sulfate	µg/kg									
Endrin aldehyde	µg/kg									
Endrin ketone	µg/kg									
Endrin	µg/kg									
Heptachlor epoxide	µg/kg									
Heptachlor	µg/kg									
Methoxychlor	µg/kg									
Toxaphene	µg/kg									
cis (alpha)-Chlordane	µg/kg									
trans (gamma)-Chlordane	µg/kg									
Total Chlordane [1]	µg/kg									
PCBs										
Aroclor 1016	µg/kg	53 *U*	51.4 *U*	53.6 *U*	52.6 *U*	52.4 *U*	50.5 *U*	53.1 *U*	53.3 *U*	53.2 *U*
Aroclor 1221	µg/kg	53 *U*	51.4 *U*	53.6 *U*	52.6 *U*	52.4 *U*	50.5 *U*	53.1 *U*	53.3 *U*	53.2 *U*
Aroclor 1232	µg/kg	53 *U*	51.4 *U*	53.6 *U*	52.6 *U*	52.4 *U*	50.5 *U*	53.1 *U*	53.3 *U*	53.2 *U*
Aroclor 1242	µg/kg	53 *U*	51.4 *U*	71.2 *J*	193 *J*	52.4 *U*	50.5 *U*	53.1 *U*	53.3 *U*	53.2 *U*
Aroclor 1248	µg/kg	53 *U*	51.4 *U*	53.6 *U*	52.6 *U*	52.4 *U*	50.5 *U*	53.1 *U*	53.3 *U*	53.2 *U*
Aroclor 1254	µg/kg	53 *U*	51.4 *U*	214 *J*	223 *J*	52.4 *U*	50.5 *U*	53.1 *U*	53.3 *U*	53.2 *U*
Aroclor 1260	µg/kg	53 *U*	51.4 *U*	53.6 *U*	52.6 *U*	52.4 *U*	50.5 *U*	53.1 *U*	53.3 *U*	53.2 *U*
Aroclor 1268	µg/kg	53 *U*	51.4 *U*	120 *J*	162 *J*	52.4 *U*	50.5 *U*	53.1 *U*	53.3 *U*	53.2 *U*
Sum PCBs	µg/kg	106 *U*	102.8 *U*	405.2	578	104.8 *U*	101 *U*	106.2 *U*	106.6 *U*	106.4 *U*

Table A-7. (cont.)

Survey:	ONON2A	ONON2A	ONON2A	ONON2A	ONON2A	ONON2A	ONON2A	ONON2A	ONON2A
Sample Number:	DM0026	DM0027	DM0028	DM0029	DM0030	DM0044	DM0016	DM0017	DM0018
Station ID:	S441	S441	S441	S441	S441	S441	S442	S442	S442
Duplicates:									
Date:	8/17/2000	8/17/2000	8/17/2000	8/17/2000	8/17/2000	8/17/2000	8/17/2000	8/17/2000	8/17/2000
Depth (cm):	6 - 49	61 - 131	131 - 195	195 - 259	290 - 357	268 - 290	0 - 61	61 - 122	122 - 183
Chemical	**Units**								
PCDD/PCDFs									
2,3,7,8-Tetrachlorodibenzodioxin	ng/kg						0.1 *U*	0.1 *U*	0.1 *U*
1,2,3,7,8-Pentachlorodibenzodioxin	ng/kg						0.163 *J*	0.1 *U*	0.1 *U*
1,2,3,4,7,8-Hexachlorodibenzodioxin	ng/kg						0.118 *J*	0.1 *U*	0.1 *U*
1,2,3,6,7,8-Hexachlorodibenzodioxin	ng/kg						0.247 *J*	0.1 *U*	0.1 *U*
1,2,3,7,8,9-Hexachlorodibenzodioxin	ng/kg						0.172 *J*	0.1 *U*	0.1 *U*
1,2,3,4,6,7,8-Heptachlorodibenzodioxin	ng/kg						3.8	0.757 *J*	1.01 *J*
Octachlorodibenzodioxin	ng/kg						23.2	6.24	7.42
Total heptachlorodibenzodioxins	ng/kg						7.18	1.58 *J*	2.13 *J*
Total hexachlorodibenzodioxins	ng/kg						1.29 *J*	0.53 *J*	0.7 *J*
Total pentachlorodibenzodioxins	ng/kg						0.55 *J*	0.33 *J*	0.1 *U*
Total tetrachlorodibenzodioxins	ng/kg						1.1	2.3	0.75 *J*
2,3,7,8-Tetrachlorodibenzofuran	ng/kg						0.264 *J*	0.343 *J*	0.154 *J*
1,2,3,7,8-Pentachlorodibenzofuran	ng/kg						0.184 *J*	0.26 *J*	0.1 *U*
2,3,4,7,8-Pentachlorodibenzofuran	ng/kg						0.233 *J*	0.111 *J*	0.124 *J*
1,2,3,4,7,8-Hexachlorodibenzofuran	ng/kg						0.258 *J*	0.43 *J*	0.2 *J*
1,2,3,6,7,8-Hexachlorodibenzofuran	ng/kg						0.274 *J*	0.152 *J*	0.1 *U*
1,2,3,7,8,9-Hexachlorodibenzofuran	ng/kg						0.1 *U*	0.1 *U*	0.1 *U*
2,3,4,6,7,8-Hexachlorodibenzofuran	ng/kg						0.187 *J*	0.1 *U*	0.1 *U*
1,2,3,4,6,7,8-Heptachlorodibenzofuran	ng/kg						1.11 *J*	0.477 *J*	0.517 *J*
1,2,3,4,7,8,9-Heptachlorodibenzofuran	ng/kg						0.166 *J*	0.177 *J*	0.1 *U*
Octachlorodibenzofuran	ng/kg						2.17 *J*	1.62 *J*	1.38 *J*
Total heptachlorodibenzofurans	ng/kg						1.11 *J*	0.65 *J*	0.52 *J*
Total hexachlorodibenzofurans	ng/kg						0.83 *J*	1.78 *J*	0.77 *J*
Total pentachlorodibenzofurans	ng/kg						2.79	1.08	0.83 *J*
Total tetrachlorodibenzofurans	ng/kg						4.17	3.06	2.82
TEQ - Dioxins (ND=1/2)	ng/kg						0.31	0.12	0.13
TEQ - Furans (ND=1/2)	ng/kg						0.24	0.18	0.12
TEQ - Total [2] (ND=1/2)	ng/kg						0.55	0.30	0.25

Table A-7. (cont.)

	Survey:	ONON2A	ONON2A	ONON2A	ONON2A	ONON2A	ONON2A	ONON2A	ONON2A
	Sample Number:	DM0019	DM0041	DM0020	DM0036	DM0037	DM0038	DM0039	DM0040
	Station ID:	S442	S442	S442	S443	S443	S443	S443	S443
	Duplicates:	D1	D2						
	Date:	8/17/2000	8/17/2000	8/17/2000	8/17/2000	8/17/2000	8/17/2000	8/17/2000	8/17/2000
	Depth (cm):	183 - 232	183 - 232	241 - 305	0 - 61	61 - 122	122 - 174	174 - 180	183 - 204
Chemical	**Units**								
Inorganics									
Aluminum	mg/kg	13,800	12,200	1,520	8,230	9,500	7,990	9,410	4,820
Antimony	mg/kg	0.80	0.92 *J*	0.28 *UJ*	0.31 *J*	0.37 *J*	0.32 *J*	0.22 *UJ*	0.55 *J*
Arsenic	mg/kg	4.3	4.4	0.62	3.2	3.7	4.5	4.5	2.5
Barium	mg/kg	80.2	77.4 *J*	103 *J*	72.1 *J*	72.7 *J*	59 *J*	68.6 *J*	121 *J*
Beryllium	mg/kg	0.58	0.54	0.14	0.39	0.43	0.39	0.39	0.27
Cadmium	mg/kg	0.034 *U*	0.034 *U*	0.042 *U*	0.032 *U*	0.031 *U*	0.032 *U*	0.032 *U*	0.2
Calcium	mg/kg	61,000	64,200	344,000	141,000	81,000	87,600	149,000	300,000
Chromium	mg/kg	18.9	17.4 *J*	3.7 *J*	12.2 *J*	14.3 *J*	13.2 *J*	13.6 *J*	9.4 *J*
Cobalt	mg/kg	6.2	6.3	0.47	3.9	5.3	4.9	8.2	2.7
Copper	mg/kg	18.9	18.9	1.8	15.4	14.9	20.9	11.2	9.0
Cyanide	mg/kg	1.4	0.6 *U*	0.75 *U*	0.57 *U*	0.55 *U*	0.57 *U*	0.58 *U*	0.79 *U*
Iron	mg/kg	18,600	17,400	1,670	12,500	15,700	14,400	12,200	6,260
Lead	mg/kg	45.8 *J*	64.4	0.33 *U*	8.2	7.8	31.9	7.9	27.2
Magnesium	mg/kg	13,500	12,600	3,350	19,000	14,400	15,200	16,900	5,460
Manganese	mg/kg	385	390	242	343	440	400	294	308
Mercury	mg/kg	0.061 *J*	0.080	0.042 *U*	0.032 *U*	0.031 *U*	0.11	0.033 *U*	0.11
Nickel	mg/kg	16.1	15.4	2.3	12	13.2	13.2	14.6	10.2
Potassium	mg/kg	3,070	2,610	278	2,380	2,790	2,110	2,960	1,070
Selenium	mg/kg	0.49	0.62	1.1 *U*	1.1	0.77	0.82	0.53	1.4
Silver	mg/kg	0.091 *U*	0.09 *U*	0.11 *U*	0.086 *U*	0.082 *U*	0.086 *U*	0.087 *U*	0.12 *U*
Sodium	mg/kg	338	324	719	284	214	238	318	707
Thallium	mg/kg	0.59 *U*	0.59 *U*	0.73 *U*	0.56 *U*	0.54 *U*	0.56 *U*	0.57 *U*	0.78 *U*
Vanadium	mg/kg	25.9	24	2.6	15.6	18.4	17.2	14.1	8.3
Zinc	mg/kg	47.1 *J*	44.9	13.2	30.1	28.5	39.2	43.3	32.5
Semivolatile Organic Compounds									
1,2,4-Trichlorobenzene	µg/kg	40 *U*	410 *UJ*	49 *U*	38 *UJ*	36 *UJ*	38 *UJ*		500 *UJ*
1,2-Dichlorobenzene	µg/kg	40 *U*	410 *UJ*	49 *U*	38 *UJ*	36 *UJ*	38 *UJ*		500 *UJ*
1,3-Dichlorobenzene	µg/kg	40 *U*	410 *UJ*	49 *U*	38 *UJ*	36 *UJ*	38 *UJ*		500 *UJ*
1,4-Dichlorobenzene	µg/kg	40 *U*	410 *UJ*	49 *U*	38 *UJ*	36 *UJ*	38 *UJ*		500 *UJ*
2,2'-Oxybis(1-chloropropane)	µg/kg	40 *U*	410 *UJ*	49 *U*	38 *UJ*	36 *UJ*	38 *UJ*		500 *UJ*
2,4,5-Trichlorophenol	µg/kg	210 *U*	2,100 *UJ*	250 *U*	190 *UJ*	190 *UJ*	200 *UJ*		2,600 *UJ*

Table A-7. (cont.)

	Survey:	ONON2A	ONON2A	ONON2A	ONON2A	ONON2A	ONON2A	ONON2A	ONON2A
	Sample Number:	DM0019	DM0041	DM0020	DM0036	DM0037	DM0038	DM0039	DM0040
	Station ID:	S442	S442	S442	S443	S443	S443	S443	S443
	Duplicates:	D1	D2						
	Date:	8/17/2000	8/17/2000	8/17/2000	8/17/2000	8/17/2000	8/17/2000	8/17/2000	8/17/2000
	Depth (cm):	183 - 232	183 - 232	241 - 305	0 - 61	61 - 122	122 - 174	174 - 180	183 - 204
Chemical	**Units**								
2,4,6-Trichlorophenol	µg/kg	210 *U*	2,100 *UJ*	250 *U*	190 *UJ*	190 *UJ*	200 *UJ*		2,600 *UJ*
2,4-Dichlorophenol	µg/kg	210 *U*	2,100 *UJ*	250 *U*	190 *UJ*	190 *UJ*	200 *UJ*		2,600 *UJ*
2,4-Dimethylphenol	µg/kg	210 *U*	2,100 *UJ*	250 *U*	190 *UJ*	190 *UJ*	200 *UJ*		2,600 *UJ*
2,4-Dinitrophenol	µg/kg	1,000 *U*	11,000 *UJ*	1,300 *U*	970 *UJ*	930 *UJ*	990 *UJ*		13,000 *UJ*
2,4-Dinitrotoluene	µg/kg	210 *U*	2,100 *UJ*	250 *U*	190 *UJ*	190 *UJ*	200 *UJ*		2,600 *UJ*
2,6-Dinitrotoluene	µg/kg	210 *U*	2,100 *UJ*	250 *U*	190 *UJ*	190 *UJ*	200 *UJ*		2,600 *UJ*
2-Chloronaphthalene	µg/kg	40 *U*	410 *UJ*	49 *U*	38 *UJ*	36 *UJ*	38 *UJ*		500 *UJ*
2-Chlorophenol	µg/kg	40 *U*	410 *UJ*	49 *U*	38 *UJ*	36 *UJ*	38 *UJ*		500 *UJ*
2-Methyl-4,6-dinitrophenol	µg/kg	1,000 *U*	11,000 *UJ*	1,300 *U*	970 *UJ*	930 *UJ*	990 *UJ*		13,000 *UJ*
2-Methylnaphthalene	µg/kg	40 *U*	410 *UJ*	49 *U*	38 *UJ*	36 *UJ*	38 *UJ*		500 *UJ*
2-Methylphenol	µg/kg	40 *U*	410 *UJ*	49 *U*	38 *UJ*	36 *UJ*	38 *UJ*		500 *UJ*
4-Methylphenol	µg/kg	40 *U*	410 *UJ*	49 *U*	38 *UJ*	36 *UJ*	38 *UJ*		500 *UJ*
2-Nitroaniline	µg/kg	82 *U*	830 *UJ*	100 *U*	77 *UJ*	73 *UJ*	78 *UJ*		1,000 *UJ*
3-Nitroaniline	µg/kg	1,000 *U*	11,000 *UJ*	1,300 *U*	970 *UJ*	930 *UJ*	990 *UJ*		13,000 *UJ*
4-Nitroaniline	µg/kg	1,000 *U*	11,000 *UJ*	1,300 *U*	970 *UJ*	930 *UJ*	990 *UJ*		13,000 *UJ*
2-Nitrophenol	µg/kg	210 *U*	2,100 *UJ*	250 *U*	190 *UJ*	190 *UJ*	200 *UJ*		2,600 *UJ*
4-Nitrophenol	µg/kg	1,000 *U*	11,000 *UJ*	1,300 *U*	970 *UJ*	930 *UJ*	990 *UJ*		13,000 *UJ*
3,3-Dichlorobenzidine	µg/kg	40 *U*	410 *UJ*	49 *U*	38 *UJ*	36 *UJ*	38 *UJ*		500 *UJ*
4-Bromophenyl-phenyl ether	µg/kg	40 *U*	410 *UJ*	49 *U*	38 *UJ*	36 *UJ*	38 *UJ*		500 *UJ*
4-Chloro-3-methylphenol	µg/kg	210 *U*	2,100 *UJ*	250 *U*	190 *UJ*	190 *UJ*	200 *UJ*		2,600 *UJ*
4-Chloroaniline	µg/kg	40 *U*	410 *UJ*	49 *U*	38 *UJ*	36 *UJ*	38 *UJ*		500 *UJ*
4-Chlorophenyl-phenyl ether	µg/kg	40 *U*	410 *UJ*	49 *U*	38 *UJ*	36 *UJ*	38 *UJ*		500 *UJ*
Acenaphthene	µg/kg	40 *U*	690 *J*	49 *U*	38 *UJ*	36 *UJ*	38 *UJ*		1,200 *J*
Acenaphthylene	µg/kg	40 *U*	410 *UJ*	49 *U*	38 *UJ*	36 *UJ*	110 *J*		500 *UJ*
Anthracene	µg/kg	40 *U*	2,100 *J*	49 *U*	38 *UJ*	36 *UJ*	140 *J*		1,900 *J*
Benz(a)anthracene	µg/kg	40 *U*	8,600 *J*	49 *U*	38 *UJ*	36 *UJ*	430 *J*		22,000 *J*
Benzo(a)pyrene	µg/kg	40 *U*	8,400 *J*	49 *U*	38 *UJ*	36 *UJ*	530 *J*		23,000 *J*
Benzo(b)fluoranthene	µg/kg	40 *U*	6,300 *J*	49 *U*	38 *UJ*	36 *UJ*	430 *J*		20,000 *J*
Benzo(g,h,i)perylene	µg/kg	40 *U*	4,200 *J*	49 *U*	38 *UJ*	36 *UJ*	360 *J*		11,000 *J*
Benzo(k)fluoranthene	µg/kg	40 *U*	6,100 *J*	49 *U*	38 *UJ*	36 *UJ*	470 *J*		20,000 *J*
Benzyl alcohol	µg/kg	210 *U*	2,100 *UJ*	250 *U*	190 *UJ*	190 *UJ*	200 *UJ*		2,600 *UJ*
Bis(2-chloroethoxy)methane	µg/kg	40 *U*	410 *UJ*	49 *U*	38 *UJ*	36 *UJ*	38 *UJ*		500 *UJ*

Table A-7. (cont.)

	Survey:	ONON2A	ONON2A	ONON2A	ONON2A	ONON2A	ONON2A	ONON2A	ONON2A
	Sample Number:	DM0019	DM0041	DM0020	DM0036	DM0037	DM0038	DM0039	DM0040
	Station ID:	S442	S442	S442	S443	S443	S443	S443	S443
	Duplicates:	D1	D2						
	Date:	8/17/2000	8/17/2000	8/17/2000	8/17/2000	8/17/2000	8/17/2000	8/17/2000	8/17/2000
	Depth (cm):	183 - 232	183 - 232	241 - 305	0 - 61	61 - 122	122 - 174	174 - 180	183 - 204
Chemical	**Units**								
Bis(2-chloroethyl)ether	µg/kg	40 *U*	410 *UJ*	49 *U*	38 *UJ*	36 *UJ*	38 *UJ*		500 *UJ*
Bis(2-ethylhexyl)phthalate	µg/kg	41	410 *UJ*	60	55 *J*	200 *J*	130 *J*		500 *UJ*
Butylbenzylphthalate	µg/kg	40 *U*	410 *UJ*	49 *U*	38 *UJ*	36 *UJ*	38 *UJ*		500 *UJ*
Carbazole	µg/kg	40 *U*	1,700 *J*	49 *U*	38 *UJ*	36 *UJ*	50 *J*		2,700 *J*
Chrysene	µg/kg	40 *U*	10,000 *J*	49 *U*	38 *UJ*	36 *UJ*	460 *J*		25,000 *J*
Dibenz(a,h)anthracene	µg/kg	40 *U*	1,500 *J*	49 *U*	38 *UJ*	36 *UJ*	140 *J*		5,200 *J*
Dibenzofuran	µg/kg	40 *U*	410 *UJ*	49 *U*	38 *UJ*	36 *UJ*	38 *UJ*		500 *UJ*
Diethylphthalate	µg/kg	40 *U*	410 *UJ*	49 *U*	38 *UJ*	36 *UJ*	38 *UJ*		500 *UJ*
Dimethylphthalate	µg/kg	40 *U*	410 *UJ*	49 *U*	38 *UJ*	36 *UJ*	38 *UJ*		500 *UJ*
Di-n-butylphthalate	µg/kg	40 *U*	410 *UJ*	49 *U*	38 *UJ*	36 *UJ*	38 *UJ*		500 *UJ*
Di-n-octylphthalate	µg/kg	40 *U*	410 *UJ*	49 *U*	38 *UJ*	36 *UJ*	38 *UJ*		500 *UJ*
Fluoranthene	µg/kg	40 *U*	17,000 *J*	49 *U*	38 *J*	38 *J*	820 *J*		32,000 *J*
Fluorene	µg/kg	40 *U*	710 *J*	49 *U*	38 *UJ*	36 *UJ*	45 *J*		800 *J*
Hexachlorobenzene (GC/ECD)	µg/kg								
Hexachlorobenzene (GC/MS)	µg/kg	40 *U*	410 *UJ*	49 *U*	38 *UJ*	36 *UJ*	38 *UJ*		500 *UJ*
Final HCB Value	µg/kg	40 *U*	410 *UJ*	49 *U*	38 *UJ*	36 *UJ*	38 *UJ*		500 *UJ*
Hexachlorobutadiene	µg/kg	40 *U*	410 *UJ*	49 *U*	38 *UJ*	36 *UJ*	38 *UJ*		500 *UJ*
Hexachlorocyclopentadiene	µg/kg	210 *U*	2,100 *UJ*	250 *U*	190 *UJ*	190 *UJ*	200 *UJ*		2,600 *UJ*
Hexachloroethane	µg/kg	40 *U*	410 *UJ*	49 *U*	38 *UJ*	36 *UJ*	38 *UJ*		500 *UJ*
Indeno(1,2,3-cd)pyrene	µg/kg	40 *U*	3,600 *J*	49 *U*	38 *UJ*	36 *UJ*	350 *J*		11,000 *J*
Isophorone	µg/kg	40 *U*	410 *UJ*	49 *U*	38 *UJ*	36 *UJ*	38 *UJ*		500 *UJ*
Naphthalene	µg/kg	40 *U*	410 *UJ*	49 *U*	38 *UJ*	36 *UJ*	38 *UJ*		640 *J*
Nitrobenzene	µg/kg	40 *U*	410 *UJ*	49 *U*	38 *UJ*	36 *UJ*	38 *UJ*		500 *UJ*
N-Nitrosodimethylamine	µg/kg	210 *U*	2,100 *UJ*	250 *U*	190 *UJ*	190 *UJ*	200 *UJ*		2,600 *UJ*
N-Nitroso-di-n-propylamine	µg/kg	40 *U*	410 *UJ*	49 *U*	38 *UJ*	36 *UJ*	38 *UJ*		500 *UJ*
N-Nitrosodiphenylamine	µg/kg	40 *U*	410 *UJ*	49 *U*	38 *UJ*	36 *UJ*	38 *UJ*		500 *UJ*
Pentachlorophenol	µg/kg	1,000 *U*	11,000 *UJ*	1,300 *U*	970 *UJ*	930 *UJ*	990 *UJ*		13,000 *UJ*
Phenanthrene	µg/kg	40 *U*	14,000 *J*	49 *U*	38 *UJ*	36 *UJ*	440 *J*		9,500 *J*
Phenol	µg/kg	40 *U*	410 *UJ*	49 *U*	38 *UJ*	36 *UJ*	38 *UJ*		500 *UJ*
Pyrene	µg/kg	40 *U*	17,000 *J*	49 *U*	38 *UJ*	36 *UJ*	700 *J*		25,000 *J*
Pesticides									
4,4'-DDD	µg/kg								

Table A-7. (cont.)

	Survey:	ONON2A	ONON2A	ONON2A	ONON2A	ONON2A	ONON2A	ONON2A	ONON2A
	Sample Number:	DM0019	DM0041	DM0020	DM0036	DM0037	DM0038	DM0039	DM0040
	Station ID:	S442	S442	S442	S443	S443	S443	S443	S443
	Duplicates:	D1	D2						
	Date:	8/17/2000	8/17/2000	8/17/2000	8/17/2000	8/17/2000	8/17/2000	8/17/2000	8/17/2000
	Depth (cm):	183 - 232	183 - 232	241 - 305	0 - 61	61 - 122	122 - 174	174 - 180	183 - 204
Chemical	**Units**								
4,4'-DDE	µg/kg								
4,4'-DDT	µg/kg								
Aldrin	µg/kg								
alpha-BHC	µg/kg								
beta-BHC	µg/kg								
gamma-BHC (Lindane)	µg/kg								
delta-BHC	µg/kg								
Dieldrin	µg/kg								
Endosulfan I	µg/kg								
Endosulfan II	µg/kg								
Endosulfan sulfate	µg/kg								
Endrin aldehyde	µg/kg								
Endrin ketone	µg/kg								
Endrin	µg/kg								
Heptachlor epoxide	µg/kg								
Heptachlor	µg/kg								
Methoxychlor	µg/kg								
Toxaphene	µg/kg								
cis (alpha)-Chlordane	µg/kg								
trans (gamma)-Chlordane	µg/kg								
Total Chlordane [1]	µg/kg								
PCBs									
Aroclor 1016	µg/kg	54 *U*	54 *U*	52.7 *UJ*	51.3 *U*	54 *U*	53.9 *U*		51.8 *U*
Aroclor 1221	µg/kg	54 *U*	54 *U*	52.7 *UJ*	51.3 *U*	54 *U*	53.9 *U*		51.8 *U*
Aroclor 1232	µg/kg	54 *U*	54 *U*	52.7 *UJ*	51.3 *U*	54 *U*	53.9 *U*		51.8 *U*
Aroclor 1242	µg/kg	54 *U*	54 *U*	52.7 *UJ*	51.3 *U*	54 *U*	53.9 *U*		51.8 *U*
Aroclor 1248	µg/kg	54 *U*	54 *U*	52.7 *UJ*	51.3 *U*	54 *U*	53.9 *U*		51.8 *U*
Aroclor 1254	µg/kg	54 *U*	54 *U*	52.7 *UJ*	51.3 *U*	54 *U*	53.9 *U*		51.8 *U*
Aroclor 1260	µg/kg	54 *U*	54 *U*	52.7 *UJ*	51.3 *U*	54 *U*	53.9 *U*		51.8 *U*
Aroclor 1268	µg/kg	54 *U*	54 *U*	52.7 *UJ*	51.3 *U*	54 *U*	53.9 *U*		51.8 *U*
Sum PCBs	µg/kg	108 *U*	108 *U*	105.4 *U*	102.6 *U*	108 *U*	107.8 *U*		103.6 *U*

Table A-7. (cont.)

Survey:	ONON2A	ONON2A	ONON2A	ONON2A	ONON2A	ONON2A	ONON2A	ONON2A
Sample Number:	DM0019	DM0041	DM0020	DM0036	DM0037	DM0038	DM0039	DM0040
Station ID:	S442	S442	S442	S443	S443	S443	S443	S443
Duplicates:	D1	D2						
Date:	8/17/2000	8/17/2000	8/17/2000	8/17/2000	8/17/2000	8/17/2000	8/17/2000	8/17/2000
Depth (cm):	183 - 232	183 - 232	241 - 305	0 - 61	61 - 122	122 - 174	174 - 180	183 - 204
Chemical	**Units**							
PCDD/PCDFs								
2,3,7,8-Tetrachlorodibenzodioxin	ng/kg	0.1 *U*	0.1 *U*					
1,2,3,7,8-Pentachlorodibenzodioxin	ng/kg	0.1 *U*	0.1 *U*					
1,2,3,4,7,8-Hexachlorodibenzodioxin	ng/kg	0.1 *U*	0.1 *U*					
1,2,3,6,7,8-Hexachlorodibenzodioxin	ng/kg	0.1 *U*	0.1 *U*					
1,2,3,7,8,9-Hexachlorodibenzodioxin	ng/kg	0.1 *U*	0.1 *U*					
1,2,3,4,6,7,8-Heptachlorodibenzodioxin	ng/kg	0.262 *J*	0.1 *U*					
Octachlorodibenzodioxin	ng/kg	1.67 *J*	0.478 *J*					
Total heptachlorodibenzodioxins	ng/kg	0.26 *J*	0.1 *U*					
Total hexachlorodibenzodioxins	ng/kg	0.19 *J*	0.1 *U*					
Total pentachlorodibenzodioxins	ng/kg	0.43 *J*	0.1 *U*					
Total tetrachlorodibenzodioxins	ng/kg	0.34 *J*	0.1 *U*					
2,3,7,8-Tetrachlorodibenzofuran	ng/kg	0.126 *J*	0.1 *U*					
1,2,3,7,8-Pentachlorodibenzofuran	ng/kg	0.118 *J*	0.1 *U*					
2,3,4,7,8-Pentachlorodibenzofuran	ng/kg	0.109 *J*	0.1 *U*					
1,2,3,4,7,8-Hexachlorodibenzofuran	ng/kg	0.112 *J*	0.1 *U*					
1,2,3,6,7,8-Hexachlorodibenzofuran	ng/kg	0.1 *U*	0.1 *U*					
1,2,3,7,8,9-Hexachlorodibenzofuran	ng/kg	0.1 *U*	0.1 *U*					
2,3,4,6,7,8-Hexachlorodibenzofuran	ng/kg	0.1 *U*	0.1 *U*					
1,2,3,4,6,7,8-Heptachlorodibenzofuran	ng/kg	0.285 *J*	0.1 *U*					
1,2,3,4,7,8,9-Heptachlorodibenzofuran	ng/kg	0.1 *U*	0.1 *U*					
Octachlorodibenzofuran	ng/kg	0.415 *J*	0.1 *U*					
Total heptachlorodibenzofurans	ng/kg	0.29 *J*	0.1 *U*					
Total hexachlorodibenzofurans	ng/kg	0.32 *J*	0.1 *U*					
Total pentachlorodibenzofurans	ng/kg	0.22 *J*	0.1 *U*					
Total tetrachlorodibenzofurans	ng/kg	1.08	0.1 *U*					
TEQ - Dioxins (ND=1/2)	ng/kg	0.12	0.12					
TEQ - Furans (ND=1/2)	ng/kg	0.10	0.05					
TEQ - Total [2] (ND=1/2)	ng/kg	0.22	0.17					

Notes: [1] Total chlordane is a calculated quantity, not a direct measurement

[2] Calculated using WHO TEFs

HCB - Hexachlorobenzene

U - not detected at reported quantitation limit

J - estimated

R - rejected datum

Table A-8A. Onondaga Lake Surface Water – Inorganic and Organometallic Data

Survey	Date	Station ID	Depth (m)	Duplicate	Sample Number	Cadmium (µg/L)	Calcium (µg/L)	Chromium (µg/L)	Copper (µg/L)	Iron (µg/L)	Lead (µg/L)	Magnesium (µg/L)	Manganese (µg/L)
O-LOADNG	8/29/1992	W12	1.0		L10003	2 *U*	68,200	2 *U*	2 *U*		1 *U*		
O-LOADNG	9/27/1992	W12	1.0		L10067	2 *U*	88,700	2 *UJ*	4.9		2.5 *UJ*		
O-LOADNG	10/18/1992	W12	1.0		L10123	2 *U*	174,000	4 *U*	3 *U*		1 *U*		
O-LOADNG	11/24/1992	W12	1.0		L10182	2 *U*	162,000	4 *U*	3 *U*		1 *U*	24,850	
O-LOADNG	12/18/1992	W12	1.0		L10218	2 *U*	171,000	4 *U*	3.1		5.8 *J*		
O-WCPROC	4/13/1992	W1	3.0		W00014	2 *U*	161,000	4 *U*	51.2 *J*	92.1	2.1 *J*	22,400	23.6
O-WCPROC	5/27/1992	W1	0.0		W00040	2 *U*	154,000	4 *U*	1 *U*	35.3	1 *U*	24,300	10.4
O-WCPROC	5/27/1992	W1	3.0		W00041	2 *U*	150,000	4 *U*	7.4 *U*	39.3	1.8	23,600	11.1
O-WCPROC	6/23/1992	W1	0.0		W00072	2 *U*	162,000	2.6	3.1	58.7	1.3 *J*	24,600	23.1
O-WCPROC	6/23/1992	W1	3.0		W00073	2 *U*	160,000	2.6	2.7	127	1 *UJ*	24,400	19.4
O-WCPROC	6/25/1992	W1	0.0		W00104								
O-WCPROC	6/25/1992	W1	3.0		W00105								
O-WCPROC	7/21/1992	W1	0.0		W00127	2 *U*	158,000	2 *U*	2 *U*	49.9	1 *U*	23,300	7
O-WCPROC	7/21/1992	W1	3.0		W00128	2 *U*	156,000	2 *U*	2 *U*	44.3	1 *U*	22,900	6.7
O-WCPROC	8/25/1992	W1	0.0		W00177	2 *U*	131,000	2.1	2 *U*	32.5	1 *U*	22,100	4.8
O-WCPROC	8/25/1992	W1	3.0		W00178	2 *U*	151,000	2 *U*	2 *U*	76.9	1 *U*	23,000	5.5
O-WCPROC	9/22/1992	W1	0.0		W00274	2 *U*	165,000	2 *U*	2 *U*	194	1.8 *J*	23,800	624
O-WCPROC	9/22/1992	W1	3.0		W00275	2 *U*	157,000	2 *U*	2 *U*	32.5	1 *U*	23,300	12.5
O-WCPROC	10/12/1992	W1	3.0	D1	W00288	2 *U*	161,000	4 *U*	3 *U*	63	1 *U*	24,300	36.2
O-WCPROC	10/12/1992	W1	3.0	D2	W00289	2 *U*	177,000	4 *U*	3.2	77.3	1 *U*	26,700	41
O-WCPROC	10/12/1992	W1	3.0	D3	W00290	2 *U*	162,000	4 *U*	3 *U*	65.8	2.4	24,700	37.3
O-WCPROC	11/16/1992	W1	3.0		W00307	2 *U*	165,000	4 *UJ*	3 *U*	59.5	1 *U*	23,700	145
O-WCPROC	5/28/1992	W1R	0.0		W00047	2 *U*	153,000	4 *U*	2.7 *U*	27.3	3.4	24,000	11.6
O-WCPROC	5/28/1992	W1R	3.0		W00048	2 *U*	152,000	4 *U*	4.8	26.8	1 *U*	23,800	14.4
O-WCPROC	6/24/1992	W1R	0.0		W00081	2 *U*	152,000	2.7	3.5	50.4	1 *U*	23,400	18.8
O-WCPROC	6/24/1992	W1R	3.0		W00082	2 *U*	158,000	2 *U*	2 *U*	44.7	1 *U*	24,100	18.3
O-WCPROC	7/22/1992	W1R	0.0		W00136	2 *U*	155,000	2 *U*	2.1	38.9	1 *U*	22,700	6.1
O-WCPROC	7/22/1992	W1R	3.0		W00137	2 *U*	156,000	2 *U*	2 *U*	49.3	1 *U*	22,900	6.7
O-WCPROC	4/8/1992	W2	3.0		W00001	2 *U*	151,000	4 *U*	2 *J*	98.5	7.7 *J*	21,700	18.3
O-WCPROC	5/26/1992	W2	3.0		W00025	2 *U*	130,000	4 *U*	1 *UJ*	16 *U*	1 *UJ*	20,600	10.9 *UJ*
O-WCPROC	6/23/1992	W2	0.0		W00065	2 *U*	166,000	2.2	2 *U*	50.6	1 *UJ*	25,000	18.1
O-WCPROC	6/23/1992	W2	3.0		W00066	2 *U*	159,000	2 *U*	3	45.9	2.1 *J*	24,100	17.8
O-WCPROC	6/25/1992	W2	0.0		W00097								
O-WCPROC	6/25/1992	W2	3.0		W00098								

Table A -8A. (cont.)

Survey	Date	Station ID	Depth (m)	Duplicate	Sample Number	Dimethyl mercury - Total (ng/L)	Elemental mercury - Total (ng/L)	Ionic mercury - Total (ng/L)	Mercury - Total[1] (ng/L)	Methylmercury (ng/L)	Nickel (µg/L)	Sodium (µg/L)	Zinc (µg/L)
O-LOADNG	8/29/1992	W12	1.0		L10003				3.9	0.13	5 *U*	78,900	15.7 *U*
O-LOADNG	9/27/1992	W12	1.0		L10067				2.4	0.51	5 *U*	91,300	14.9 *U*
O-LOADNG	10/18/1992	W12	1.0		L10123				6.0	2.86	7 *U*	226,000	6.7
O-LOADNG	11/24/1992	W12	1.0		L10182				4.1	0.84	7 *U*	211,000	47
O-LOADNG	12/18/1992	W12	1.0		L10218				5.8	0.85	4 *U*	217,000	47.4 *J*
O-WCPROC	4/13/1992	W1	3.0		W00014	0.011 *UJ*	0.28 *J*	3.32 *J*	10.0	0.25 *J*	8 *U*	234,000	102 *J*
O-WCPROC	5/27/1992	W1	0.0		W00040	0.003 *UJ*	0.14	0.42	4.6	0.22	10.1	212,000	18.8
O-WCPROC	5/27/1992	W1	3.0		W00041	0.003 *UJ*	0.13	0.30	3.1	0.37	9.8	207,000	50.8
O-WCPROC	6/23/1992	W1	0.0		W00072						5	235,000 *J*	15.6
O-WCPROC	6/23/1992	W1	3.0		W00073						5 *U*	234,000 *J*	38
O-WCPROC	6/25/1992	W1	0.0		W00104	0.003 *UJ*	0.03	0.44	2.8	0.43			
O-WCPROC	6/25/1992	W1	3.0		W00105	0.003 *UJ*	0.03	0.44	6.4	0.40			
O-WCPROC	7/21/1992	W1	0.0		W00127	0.006 *U*	0.12	0.40	3.7	0.33	5 *U*	207,000	4.3
O-WCPROC	7/21/1992	W1	3.0		W00128	0.006 *U*	0.13	0.79	6.0	0.34	5 *U*	205,000	5
O-WCPROC	8/25/1992	W1	0.0		W00177	0.002 *U*	0.31	0.88	6.9	0.33	5 *U*	181,000	18.1 *J*
O-WCPROC	8/25/1992	W1	3.0		W00178	0.002 *U*	0.14	0.54	6.2	0.29	5 *U*	187,000	35.7 *J*
O-WCPROC	9/22/1992	W1	0.0		W00274	0.001 *U*	0.05	1.43	6.2	0.36	5 *U*	233,000	16.2 *J*
O-WCPROC	9/22/1992	W1	3.0		W00275	0.001 *U*	0.05	1.61	5.9	0.57	5 *U*	214,000	2.3 *J*
O-WCPROC	10/12/1992	W1	3.0	D1	W00288	0.004 *U*	0.09	0.84	5.4	1.62	9.1	218,000	13.6
O-WCPROC	10/12/1992	W1	3.0	D2	W00289	0.004 *U*	0.12	1.71	7.5	1.30	9	239,000	9.3
O-WCPROC	10/12/1992	W1	3.0	D3	W00290	0.004 *U*	0.06	2.04	4.9	1.3	7 *U*	220,000	27.8
O-WCPROC	11/16/1992	W1	3.0		W00307	0.003 *U*	0.04	0.63	7.3	1.32	7 *U*	217,000	6.6
O-WCPROC	5/28/1992	W1R	0.0		W00047	0.003 *UJ*	0.15	0.32	5.0	0.22	15	211,000	14.7
O-WCPROC	5/28/1992	W1R	3.0		W00048	0.003 *UJ*	0.13	0.36	4.4	0.27	8.4	208,000	31.5
O-WCPROC	6/24/1992	W1R	0.0		W00081	0.003 *UJ*	0.16 *U*	0.81	3.6	0.34	5 *U*	230,000	37.8 *J*
O-WCPROC	6/24/1992	W1R	3.0		W00082	0.003 *UJ*	0.17 *U*	0.70	5.6	0.38	5 *U*	238,000	13.2 *J*
O-WCPROC	7/22/1992	W1R	0.0		W00136	0.001 *U*	0.12	0.86	3.9	0.13	5 *U*	207,000	128
O-WCPROC	7/22/1992	W1R	3.0		W00137	0.002 *U*	0.13	0.94	4.8	0.37	5 *U*	209,000	4.3
O-WCPROC	4/8/1992	W2	3.0		W00001	0.003 *UJ*	0.12 *J*	2.41 *J*	4.4	0.38 *J*	8 *U*	217,000	12 *J*
O-WCPROC	5/26/1992	W2	3.0		W00025	0.003 *UJ*	0.16	0.15	4.4	0.38	8 *U*	187,000	2.7
O-WCPROC	6/23/1992	W2	0.0		W00065						5 *U*	229,000 *J*	80
O-WCPROC	6/23/1992	W2	3.0		W00066						5 *U*	223,000 *J*	21.2
O-WCPROC	6/25/1992	W2	0.0		W00097	0.003 *UJ*	0.05	0.43	2.7	0.32			
O-WCPROC	6/25/1992	W2	3.0		W00098	0.003 *UJ*	0.04	0.43	2.9	0.35			

Table A -8A. (cont.)

Survey	Date	Station ID	Depth (m)	Duplicate	Sample Number	Cadmium (µg/L)	Calcium (µg/L)	Chromium (µg/L)	Copper (µg/L)	Iron (µg/L)	Lead (µg/L)	Magnesium (µg/L)	Manganese (µg/L)
O-WCPROC	7/21/1992	W2	0.0		W00120	2 *U*	156,000	2 *U*	2.1	38.1	1 *U*	23,100	7
O-WCPROC	7/21/1992	W2	3.0		W00121	2 *U*	156,000	2 *U*	2 *U*	40.3	1.1	23,200	6.4
O-WCPROC	8/24/1992	W2	0.0		W00170	2 *U*	147,000	2 *U*	2 *U*	21.2	1 *U*	23,000	3.2
O-WCPROC	8/24/1992	W2	3.0		W00171	2 *U*	149,000	2.3	2 *U*	42.1	1.5	22,900	3.9
O-WCPROC	9/21/1992	W2	0.0		W00217	2 *U*	158,000	2 *U*	2 *U*	31	1 *U*	23,700	6.5
O-WCPROC	9/21/1992	W2	3.0		W00218	2 *U*	157,000	2 *U*	2 *U*	34	1 *U*	23,600	7
O-WCPROC	10/12/1992	W2	3.0		W00293	2 *U*	168,000	4 *U*	3 *U*	63	1 *UJ*	25,800	32.4
O-WCPROC	11/16/1992	W2	3.0		W00312	3.1	166,000	4.1 *J*	3 *U*	56.2	1 *U*	24,400	146
O-WCPROC	5/26/1992	W2	0.0		WYY024	2 *U*	162,000	4 *U*	1 *UJ*	34.3	1 *UJ*	25,900	12.8 *UJ*
O-LAKE96	7/11/1996	SB	3.0	D1	SW0029								
O-LAKE96	7/11/1996	SB	3.0	D2	SW0030								
O-LAKE96	9/18/1996	SB	3.0		SW0054								
O-LAKE96	9/19/1996	NB	3.0		SW0068								
O-LAKE96	9/18/1996	SB	3.0										
O-WCSUP	9/27/1999	W1	0.0		LW0001			3.5		596	1.6 *U*		30 *J*
O-WCSUP	9/27/1999	W1	3.0		LW0002					245			25
O-WCSUP	10/15/1999	W1	0.0		LW0028					125			79
O-WCSUP	10/15/1999	W1	3.0		LW0029					141			65
O-WCSUP	10/25/1999	W1	0.0		LW0044					43			119
O-WCSUP	10/25/1999	W1	3.0		LW0045					39			120
O-WCSUP	11/9/1999	W1	0.0		LW0063					63			112
O-WCSUP	11/9/1999	W1	3.0		LW0064					73			106
O-WCSUP	12/2/1999	W1	0.0		LW0071					173			61
O-WCSUP	12/2/1999	W1	3.0		LW0072					144			59
O-WCSUP	9/28/1999	W12	2.0	D1	LW0015					76			32
O-WCSUP	9/28/1999	W12	2.0	D2	LW0016					65			25
O-WCSUP	10/14/1999	W12	1.0		LW0042					71			244
O-WCSUP	10/14/1999	W12	3.0		LW0043					81			257
O-WCSUP	10/26/1999	W12	2.0		LW0062					36			94
O-WCSUP	12/2/1999	W12	2.0		LW0079					63			90
O-WCSUP	9/27/1999	W2	0.0		LW0008			3.7		51	1.6 *U*		26 *J*
O-WCSUP	9/27/1999	W2	3.0		LW0009					64			28
O-WCSUP	10/15/1999	W2	0.0		LW0035					93			105
O-WCSUP	10/15/1999	W2	3.0		LW0036					46			116

Table A -8A. (cont.)

Survey	Date	Station ID	Depth (m)	Duplicate	Sample Number	Dimethyl mercury - Total (ng/L)	Elemental mercury - Total (ng/L)	Ionic mercury - Total (ng/L)	Mercury - Total[1] (ng/L)	Methylmercury (ng/L)	Nickel (µg/L)	Sodium (µg/L)	Zinc (µg/L)
O-WCPROC	7/21/1992	W2	0.0		W00120	0.006 *U*	0.18	0.44	4.8	0.37	5 *U*	207,000	7.6
O-WCPROC	7/21/1992	W2	3.0		W00121	0.006 *U*	0.18	0.25	3.4	0.32	5 *U*	208,000	18.7
O-WCPROC	8/24/1992	W2	0.0		W00170	0.005 *U*	0.23	0.92	11.2	0.16	5 *U*	186,000	10.5 *J*
O-WCPROC	8/24/1992	W2	3.0		W00171	0.005 *U*	0.15	1.07	7.0	0.31	5 *U*	187,000	19.6 *J*
O-WCPROC	9/21/1992	W2	0.0		W00217	0.008 *U*	0.09	1.59	6.9	0.26	5 *U*	215,000	8.5 *J*
O-WCPROC	9/21/1992	W2	3.0		W00218	0.008 *U*	0.08	1.54	7.7	0.47	5 *U*	213,000	25.5 *J*
O-WCPROC	10/12/1992	W2	3.0		W00293	0.004 *U*	0.10	1.00	5.0	1.33	7 *U*	233,000	5.1
O-WCPROC	11/16/1992	W2	3.0		W00312	0.003 *U*	0.05	0.35	7.4	1.6	7 *U*	211,000	3.6
O-WCPROC	5/26/1992	W2	0.0		WYY024	0.003 *UJ*	0.17	0.17	2.9	0.20	8 *U*	238,000	49.8
O-LAKE96	7/11/1996	SB	3.0	D1	SW0029				9.4	0.77			
O-LAKE96	7/11/1996	SB	3.0	D2	SW0030				9.6	0.57			
O-LAKE96	9/18/1996	SB	3.0		SW0054				5.2	0.36 *J*			
O-LAKE96	9/19/1996	NB	3.0		SW0068				7.3	0.44 *J*			
O-LAKE96	9/18/1996	SB	3.0						5.2	0.36 *J*			
O-WCSUP	9/27/1999	W1	0.0		LW0001				13.7	1.12	3.6 *J*		
O-WCSUP	9/27/1999	W1	3.0		LW0002				5.5	0.72			
O-WCSUP	10/15/1999	W1	0.0		LW0028				6.6	2.77			
O-WCSUP	10/15/1999	W1	3.0		LW0029				7.5	2.41			
O-WCSUP	10/25/1999	W1	0.0		LW0044				6.5	2.77			
O-WCSUP	10/25/1999	W1	3.0		LW0045				6.5	1.87			
O-WCSUP	11/9/1999	W1	0.0		LW0063				11.2	1.62			
O-WCSUP	11/9/1999	W1	3.0		LW0064				10.4	1.41			
O-WCSUP	12/2/1999	W1	0.0		LW0071				7.1	1.22			
O-WCSUP	12/2/1999	W1	3.0		LW0072				7.3	0.98			
O-WCSUP	9/28/1999	W12	2.0	D1	LW0015				4.8	1.12			
O-WCSUP	9/28/1999	W12	2.0	D2	LW0016				4.0	1.67			
O-WCSUP	10/14/1999	W12	1.0		LW0042				10.0	5.82			
O-WCSUP	10/14/1999	W12	3.0		LW0043				10.0	5.93			
O-WCSUP	10/26/1999	W12	2.0		LW0062				6.3	2.08			
O-WCSUP	12/2/1999	W12	2.0		LW0079				6.6	1.27 *J*			
O-WCSUP	9/27/1999	W2	0.0		LW0008				3.5	0.85	3.7 *J*		
O-WCSUP	9/27/1999	W2	3.0		LW0009				4.1	0.85			
O-WCSUP	10/15/1999	W2	0.0		LW0035				6.2	3.44			
O-WCSUP	10/15/1999	W2	3.0		LW0036				6.6	2.08			

Table A -8A. (cont.)

Survey	Date	Station ID	Depth (m)	Duplicate	Sample Number	Cadmium (µg/L)	Calcium (µg/L)	Chromium (µg/L)	Copper (µg/L)	Iron (µg/L)	Lead (µg/L)	Magnesium (µg/L)	Manganese (µg/L)
O-WCSUP	10/25/1999	W2	0.0		LW0052					40			132
O-WCSUP	10/25/1999	W2	3.0		LW0053					34			92
O-WCSUP	9/28/1999	W50	1.0		LW0022			3.9			3.1		20.6 *J*
O-WCSUP	9/28/1999	W51	0.0		LW0021			3.7			1.6 *U*		27.4 *J*
O-WCSUP	9/28/1999	W52	1.0		LW0020			3.5			1.6 *U*		15 *J*
O-WCSUP	10/25/1999	W52	1.0		LW0059					39			87
O-WCSUP	9/28/1999	W53	1.0	D1	LW0019			3.5			1.6 *U*		15 *J*
O-WCSUP	9/28/1999	W53	1.0	D2	LW0026			2.6			1.6 *U*		15.4 *J*
O-WCSUP	9/28/1999	W54	0.0		LW0017			3.13			1.6 *U*		14.3 *J*
O-WCSUP	10/25/1999	W54	1.0		LW0060					26			102
O-WCSUP	9/28/1999	W55	0.0		LW0023			3.8			1.6 *U*		30.6 *J*
O-WCSUP	9/28/1999	W56	1.0		LW0018			3.6			1.6 *U*		18.6 *J*
O-WCSUP	9/28/1999	W57	0.0		LW0025			3.2			1.6 *U*		16 *J*
O-WCSUP	9/28/1999	W58	1.0		LW0024			3.2			1.6 *U*		16.4 *J*
O-WCSUP	10/26/1999	W58	1.0		LW0061					216			110
ONON2A	7/21/2000	S402	< 2.0		OW0006					65 *J*			7.55

Table A -8A. (cont.)

Survey	Date	Station ID	Depth (m)	Duplicate	Sample Number	Dimethyl mercury - Total (ng/L)	Elemental mercury - Total (ng/L)	Ionic mercury - Total (ng/L)	Mercury - Total[1] (ng/L)	Methylmercury (ng/L)	Nickel (µg/L)	Sodium (µg/L)	Zinc (µg/L)
O-WCSUP	10/25/1999	W2	0.0		LW0052				4.8	2.32			
O-WCSUP	10/25/1999	W2	3.0		LW0053				5.8	2.36			
O-WCSUP	9/28/1999	W50	1.0		LW0022				12.2	0.98	4.6 *J*		
O-WCSUP	9/28/1999	W51	0.0		LW0021				11.0	0.80	4.7 *J*		
O-WCSUP	9/28/1999	W52	1.0		LW0020				2.3	0.82	4.2 *J*		
O-WCSUP	10/25/1999	W52	1.0		LW0059				7.5	1.49			
O-WCSUP	9/28/1999	W53	1.0	D1	LW0019				26.2	0.82	4 *J*		
O-WCSUP	9/28/1999	W53	1.0	D2	LW0026				9.8	0.82	3.9 *J*		
O-WCSUP	9/28/1999	W54	0.0		LW0017				6.2	0.76	3.7 *J*		
O-WCSUP	10/25/1999	W54	1.0		LW0060				6.5	2.41			
O-WCSUP	9/28/1999	W55	0.0		LW0023				103.0	1.09	4.2 *J*		
O-WCSUP	9/28/1999	W56	1.0		LW0018				4.8	0.61	3.5 *J*		
O-WCSUP	9/28/1999	W57	0.0		LW0025				10.3	0.78	3.9 *J*		
O-WCSUP	9/28/1999	W58	1.0		LW0024				8.1	0.84	4 *J*		
O-WCSUP	10/26/1999	W58	1.0		LW0061				14.3	0.77			
ONON2A	7/21/2000	S402	< 2.0		OW0006				19.0	0.41			

Notes: [1] Total mercury analysis

J - estimated

U - not detected at reported quantitation limit

Table A-8B. Onondaga Lake Surface Water – Organic Data

Survey	Date	Station	Depth (m)	Duplicate	Sample Number	1,1,1-Trichloroethane (µg/L)	Tetrachloro-ethane (µg/L)	1,1,2-Trichloroethane (µg/L)	1,1-Dichloroethane (µg/L)	1,1-Dichloroethene (µg/L)	1,2,3-Trichloro-benzene (µg/L)	
O-LOADNG	8/29/1992	W12	1.0		L10003						1	*U*
O-LOADNG	9/27/1992	W12	1.0		L10067						1	*U*
O-LOADNG	10/18/1992	W12	1.0		L10123						1	*U*
O-LOADNG	11/24/1992	W12	1.0		L10182						1	*U*
O-LOADNG	12/18/1992	W12	1.0		L10218						1	*U*
O-WCPROC	5/27/1992	W1	0.0		W00040						1	*U*
O-WCPROC	6/23/1992	W1	0.0		W00072						1	*U*
O-WCPROC	7/21/1992	W1	0.0		W00127						1	*U*
O-WCPROC	8/25/1992	W1	0.0		W00177						1	*U*
O-WCPROC	9/22/1992	W1	0.0		W00274						1	*U*
O-WCPROC	4/13/1992	W1	3.0		W00014						1	*U*
O-WCPROC	5/27/1992	W1	3.0		W00041						1	*U*
O-WCPROC	6/23/1992	W1	3.0		W00073						1	*U*
O-WCPROC	7/21/1992	W1	3.0		W00128						1	*U*
O-WCPROC	8/25/1992	W1	3.0		W00178						1	*U*
O-WCPROC	9/22/1992	W1	3.0		W00275						1	*U*
O-WCPROC	7/22/1992	W117	0.0		W00150						1	*UJ*
O-WCPROC	7/22/1992	W117	3.0		W00151						1	*UJ*
O-WCPROC	7/22/1992	W119	0.0		W00154						1	*UJ*
O-WCPROC	7/22/1992	W120	0.0		W00152						1	*UJ*
O-WCPROC	5/28/1992	W1R	0.0		W00047						1	*U*
O-WCPROC	6/24/1992	W1R	0.0		W00081						1	*U*
O-WCPROC	7/22/1992	W1R	0.0		W00136						1	*U*
O-WCPROC	5/28/1992	W1R	3.0		W00048						1	*U*
O-WCPROC	6/24/1992	W1R	3.0		W00082						1	*U*
O-WCPROC	7/22/1992	W1R	3.0		W00137						2.7	*J*
O-WCPROC	5/26/1992	W2	0.0		WYY024						1	*UJ*
O-WCPROC	6/23/1992	W2	0.0		W00065						1	*U*
O-WCPROC	7/21/1992	W2	0.0		W00120						1	*UJ*
O-WCPROC	8/24/1992	W2	0.0		W00170						1	*U*
O-WCPROC	9/21/1992	W2	0.0		W00217						1	*U*
O-WCPROC	4/8/1992	W2	3.0		W00001						1	*U*
O-WCPROC	5/26/1992	W2	3.0		W00025						1	*UJ*
O-WCPROC	6/23/1992	W2	3.0		W00066						1	*U*
O-WCPROC	7/21/1992	W2	3.0		W00121						1	*U*

Table A-8B. (cont.)

Survey	Date	Station	Depth (m)	Duplicate	Sample Number	1,2,4-Trichloro-benzene (µg/L)	1,3,5-Trichloro-benzene (µg/L)	1,2-Dichlorobenzene (µg/L)	1,3-Dichlorobenzene (µg/L)	1,4-Dichlorobenzene (µg/L)	1,2-Dichloroethane (µg/L)
O-LOADNG	8/29/1992	W12	1.0		L10003	1 *U*	1 *U*	1 *U*	1 *U*	1 *U*	
O-LOADNG	9/27/1992	W12	1.0		L10067	1 *U*	1 *U*	1 *U*	1 *U*	1 *U*	
O-LOADNG	10/18/1992	W12	1.0		L10123	1 *U*	1 *U*	1 *U*	1 *U*	1 *U*	
O-LOADNG	11/24/1992	W12	1.0		L10182	1 *U*	1 *U*	1 *U*	1 *U*	1 *U*	
O-LOADNG	12/18/1992	W12	1.0		L10218	1 *U*	1 *U*	1 *U*	1 *U*	1 *U*	
O-WCPROC	5/27/1992	W1	0.0		W00040	1 *U*	1 *U*	1 *U*	1 *U*	1 *U*	
O-WCPROC	6/23/1992	W1	0.0		W00072	1 *U*	1 *U*	1 *U*	1 *U*	1 *U*	
O-WCPROC	7/21/1992	W1	0.0		W00127	1 *U*	1 *U*	1 *U*	1 *U*	1 *U*	
O-WCPROC	8/25/1992	W1	0.0		W00177	1 *U*	1 *U*	1 *U*	1 *U*	1 *U*	
O-WCPROC	9/22/1992	W1	0.0		W00274	1 *U*	1 *U*	1 *U*	1 *U*	1 *U*	
O-WCPROC	4/13/1992	W1	3.0		W00014	1 *U*	1 *U*	1 *U*	1 *U*	1 *U*	
O-WCPROC	5/27/1992	W1	3.0		W00041	1 *U*	1 *U*	1 *U*	1 *U*	1 *U*	
O-WCPROC	6/23/1992	W1	3.0		W00073	1 *U*	1 *U*	1 *U*	1 *U*	1 *U*	
O-WCPROC	7/21/1992	W1	3.0		W00128	1 *U*	1 *U*	1 *U*	1 *U*	1 *U*	
O-WCPROC	8/25/1992	W1	3.0		W00178	1 *U*	1 *U*	1 *U*	1 *U*	1 *U*	
O-WCPROC	9/22/1992	W1	3.0		W00275	1 *U*	1 *U*	1 *U*	1 *U*	1 *U*	
O-WCPROC	7/22/1992	W117	0.0		W00150	1 *UJ*	1 *UJ*	1 *UJ*	1 *UJ*	1 *UJ*	
O-WCPROC	7/22/1992	W117	3.0		W00151	1 *UJ*	1 *UJ*	1 *UJ*	1 *UJ*	1.1 *J*	
O-WCPROC	7/22/1992	W119	0.0		W00154	1 *UJ*	1 *UJ*	1 *UJ*	1 *UJ*	1 *UJ*	
O-WCPROC	7/22/1992	W120	0.0		W00152	1 *UJ*	1 *UJ*	1 *UJ*	1 *UJ*	1 *UJ*	
O-WCPROC	5/28/1992	W1R	0.0		W00047	1 *U*	1 *U*	1 *U*	1 *U*	1 *U*	
O-WCPROC	6/24/1992	W1R	0.0		W00081	1 *U*	1 *U*	1 *U*	1 *U*	1 *U*	
O-WCPROC	7/22/1992	W1R	0.0		W00136	1 *U*	1 *U*	1 *U*	1 *U*	1 *U*	
O-WCPROC	5/28/1992	W1R	3.0		W00048	1 *U*	1 *U*	1 *U*	1 *U*	1 *U*	
O-WCPROC	6/24/1992	W1R	3.0		W00082	1 *U*	1 *U*	1 *U*	1 *U*	1 *U*	
O-WCPROC	7/22/1992	W1R	3.0		W00137	2.4 *J*	1.6 *J*	1.7 *J*	1.2 *J*	1.7 *J*	
O-WCPROC	5/26/1992	W2	0.0		WYY024	1 *UJ*	1 *UJ*	1 *UJ*	1 *UJ*	1 *UJ*	
O-WCPROC	6/23/1992	W2	0.0		W00065	1 *U*	1 *U*	1 *U*	1 *U*	1 *U*	
O-WCPROC	7/21/1992	W2	0.0		W00120	1 *UJ*	1 *UJ*	1 *UJ*	1 *UJ*	1 *UJ*	
O-WCPROC	8/24/1992	W2	0.0		W00170	1 *U*	1 *U*	1 *U*	1 *U*	1 *U*	
O-WCPROC	9/21/1992	W2	0.0		W00217	1 *U*	1 *U*	1 *U*	1 *U*	1 *U*	
O-WCPROC	4/8/1992	W2	3.0		W00001	1 *U*	1 *U*	1 *U*	1 *U*	1 *U*	
O-WCPROC	5/26/1992	W2	3.0		W00025	1 *UJ*	1 *UJ*	1 *UJ*	1 *UJ*	1 *UJ*	
O-WCPROC	6/23/1992	W2	3.0		W00066	1 *U*	1 *U*	1 *U*	1 *U*	1 *U*	
O-WCPROC	7/21/1992	W2	3.0		W00121	1 *U*	1 *U*	1 *U*	1 *U*	1 *U*	

Table A-8B. (cont.)

Survey	Date	Station	Depth (m)	Duplicate	Sample Number	1,2-Dichloropropane (µg/L)	2-Butanone (µg/L)	2-Hexanone (µg/L)	4-Methyl-2-pentanone (µg/L)	Acetone (µg/L)	Benzene (µg/L)
O-LOADNG	8/29/1992	W12	1.0		L10003						1 *U*
O-LOADNG	9/27/1992	W12	1.0		L10067						1 *U*
O-LOADNG	10/18/1992	W12	1.0		L10123						1 *U*
O-LOADNG	11/24/1992	W12	1.0		L10182						1 *U*
O-LOADNG	12/18/1992	W12	1.0		L10218						1 *U*
O-WCPROC	5/27/1992	W1	0.0		W00040						1 *U*
O-WCPROC	6/23/1992	W1	0.0		W00072						1 *U*
O-WCPROC	7/21/1992	W1	0.0		W00127						1 *U*
O-WCPROC	8/25/1992	W1	0.0		W00177						1 *U*
O-WCPROC	9/22/1992	W1	0.0		W00274						1 *U*
O-WCPROC	4/13/1992	W1	3.0		W00014						1 *U*
O-WCPROC	5/27/1992	W1	3.0		W00041						1 *U*
O-WCPROC	6/23/1992	W1	3.0		W00073						1 *U*
O-WCPROC	7/21/1992	W1	3.0		W00128						1 *U*
O-WCPROC	8/25/1992	W1	3.0		W00178						1 *U*
O-WCPROC	9/22/1992	W1	3.0		W00275						1 *U*
O-WCPROC	7/22/1992	W117	0.0		W00150						1 *UJ*
O-WCPROC	7/22/1992	W117	3.0		W00151						1 *UJ*
O-WCPROC	7/22/1992	W119	0.0		W00154						1 *UJ*
O-WCPROC	7/22/1992	W120	0.0		W00152						1 *UJ*
O-WCPROC	5/28/1992	W1R	0.0		W00047						1 *U*
O-WCPROC	6/24/1992	W1R	0.0		W00081						1 *U*
O-WCPROC	7/22/1992	W1R	0.0		W00136						1 *U*
O-WCPROC	5/28/1992	W1R	3.0		W00048						1 *U*
O-WCPROC	6/24/1992	W1R	3.0		W00082						1 *U*
O-WCPROC	7/22/1992	W1R	3.0		W00137						1 *UJ*
O-WCPROC	5/26/1992	W2	0.0		WYY024						1 *UJ*
O-WCPROC	6/23/1992	W2	0.0		W00065						1 *U*
O-WCPROC	7/21/1992	W2	0.0		W00120						1 *UJ*
O-WCPROC	8/24/1992	W2	0.0		W00170						1 *U*
O-WCPROC	9/21/1992	W2	0.0		W00217						1 *U*
O-WCPROC	4/8/1992	W2	3.0		W00001						1 *U*
O-WCPROC	5/26/1992	W2	3.0		W00025						1 *UJ*
O-WCPROC	6/23/1992	W2	3.0		W00066						1 *U*
O-WCPROC	7/21/1992	W2	3.0		W00121						1 *U*

Table A-8B. (cont.)

Survey	Date	Station	Depth (m)	Duplicate	Sample Number	Bromo-dichloromethane (µg/L)	Bromoform (µg/L)	Bromomethane (µg/L)	Carbon disulfide (µg/L)	Carbon tetrachloride (µg/L)	Chlorobenzene (µg/L)
O-LOADNG	8/29/1992	W12	1.0		L10003						1 *U*
O-LOADNG	9/27/1992	W12	1.0		L10067						1 *U*
O-LOADNG	10/18/1992	W12	1.0		L10123						1 *U*
O-LOADNG	11/24/1992	W12	1.0		L10182						1 *U*
O-LOADNG	12/18/1992	W12	1.0		L10218						1 *U*
O-WCPROC	5/27/1992	W1	0.0		W00040						1 *U*
O-WCPROC	6/23/1992	W1	0.0		W00072						1 *U*
O-WCPROC	7/21/1992	W1	0.0		W00127						1 *U*
O-WCPROC	8/25/1992	W1	0.0		W00177						1 *U*
O-WCPROC	9/22/1992	W1	0.0		W00274						1 *U*
O-WCPROC	4/13/1992	W1	3.0		W00014						1 *U*
O-WCPROC	5/27/1992	W1	3.0		W00041						1 *U*
O-WCPROC	6/23/1992	W1	3.0		W00073						1 *U*
O-WCPROC	7/21/1992	W1	3.0		W00128						1 *U*
O-WCPROC	8/25/1992	W1	3.0		W00178						1 *U*
O-WCPROC	9/22/1992	W1	3.0		W00275						1 *U*
O-WCPROC	7/22/1992	W117	0.0		W00150						1 *UJ*
O-WCPROC	7/22/1992	W117	3.0		W00151						1 *UJ*
O-WCPROC	7/22/1992	W119	0.0		W00154						1 *UJ*
O-WCPROC	7/22/1992	W120	0.0		W00152						1 *UJ*
O-WCPROC	5/28/1992	W1R	0.0		W00047						1 *U*
O-WCPROC	6/24/1992	W1R	0.0		W00081						1 *UJ*
O-WCPROC	7/22/1992	W1R	0.0		W00136						1 *U*
O-WCPROC	5/28/1992	W1R	3.0		W00048						1 *U*
O-WCPROC	6/24/1992	W1R	3.0		W00082						1 *UJ*
O-WCPROC	7/22/1992	W1R	3.0		W00137						1 *UJ*
O-WCPROC	5/26/1992	W2	0.0		WYY024						1 *UJ*
O-WCPROC	6/23/1992	W2	0.0		W00065						1 *U*
O-WCPROC	7/21/1992	W2	0.0		W00120						1 *UJ*
O-WCPROC	8/24/1992	W2	0.0		W00170						1 *U*
O-WCPROC	9/21/1992	W2	0.0		W00217						1 *U*
O-WCPROC	4/8/1992	W2	3.0		W00001						1 *U*
O-WCPROC	5/26/1992	W2	3.0		W00025						1 *UJ*
O-WCPROC	6/23/1992	W2	3.0		W00066						1 *U*
O-WCPROC	7/21/1992	W2	3.0		W00121						1 *U*

Table A-8B. (cont.)

Survey	Date	Station	Depth (m)	Duplicate	Sample Number	Chloroethane (µg/L)	Chloroform (µg/L)	Chloromethane (µg/L)	cis-1,2-Dichloroethene (µg/L)	trans-1,2-Dichloroethene (µg/L)	cis-1,3-Dichloropropene (µg/L)
O-LOADNG	8/29/1992	W12	1.0		L10003						
O-LOADNG	9/27/1992	W12	1.0		L10067						
O-LOADNG	10/18/1992	W12	1.0		L10123						
O-LOADNG	11/24/1992	W12	1.0		L10182						
O-LOADNG	12/18/1992	W12	1.0		L10218						
O-WCPROC	5/27/1992	W1	0.0		W00040						
O-WCPROC	6/23/1992	W1	0.0		W00072						
O-WCPROC	7/21/1992	W1	0.0		W00127						
O-WCPROC	8/25/1992	W1	0.0		W00177						
O-WCPROC	9/22/1992	W1	0.0		W00274						
O-WCPROC	4/13/1992	W1	3.0		W00014						
O-WCPROC	5/27/1992	W1	3.0		W00041						
O-WCPROC	6/23/1992	W1	3.0		W00073						
O-WCPROC	7/21/1992	W1	3.0		W00128						
O-WCPROC	8/25/1992	W1	3.0		W00178						
O-WCPROC	9/22/1992	W1	3.0		W00275						
O-WCPROC	7/22/1992	W117	0.0		W00150						
O-WCPROC	7/22/1992	W117	3.0		W00151						
O-WCPROC	7/22/1992	W119	0.0		W00154						
O-WCPROC	7/22/1992	W120	0.0		W00152						
O-WCPROC	5/28/1992	W1R	0.0		W00047						
O-WCPROC	6/24/1992	W1R	0.0		W00081						
O-WCPROC	7/22/1992	W1R	0.0		W00136						
O-WCPROC	5/28/1992	W1R	3.0		W00048						
O-WCPROC	6/24/1992	W1R	3.0		W00082						
O-WCPROC	7/22/1992	W1R	3.0		W00137						
O-WCPROC	5/26/1992	W2	0.0		WYY024						
O-WCPROC	6/23/1992	W2	0.0		W00065						
O-WCPROC	7/21/1992	W2	0.0		W00120						
O-WCPROC	8/24/1992	W2	0.0		W00170						
O-WCPROC	9/21/1992	W2	0.0		W00217						
O-WCPROC	4/8/1992	W2	3.0		W00001						
O-WCPROC	5/26/1992	W2	3.0		W00025						
O-WCPROC	6/23/1992	W2	3.0		W00066						
O-WCPROC	7/21/1992	W2	3.0		W00121						

Table A-8B. (cont.)

Survey	Date	Station	Depth (m)	Duplicate	Sample Number	trans-1,3-Dichloropropene (µg/L)	Dibromo-chloromethane (µg/L)	Ethylbenzene (µg/L)	Hexachlorobenzene (µg/L)	Methylene chloride (µg/L)	Styrene (µg/L)
O-LOADNG	8/29/1992	W12	1.0		L10003			1 *U*	0.05 *UJ*		
O-LOADNG	9/27/1992	W12	1.0		L10067			1 *U*	0.05 *UJ*		
O-LOADNG	10/18/1992	W12	1.0		L10123			1 *U*	0.05 *UJ*		
O-LOADNG	11/24/1992	W12	1.0		L10182			1 *U*	0.05 *UJ*		
O-LOADNG	12/18/1992	W12	1.0		L10218			1 *U*	0.05 *UJ*		
O-WCPROC	5/27/1992	W1	0.0		W00040			1 *U*			
O-WCPROC	6/23/1992	W1	0.0		W00072			1 *U*			
O-WCPROC	7/21/1992	W1	0.0		W00127			1 *U*			
O-WCPROC	8/25/1992	W1	0.0		W00177			1 *U*			
O-WCPROC	9/22/1992	W1	0.0		W00274			1 *U*			
O-WCPROC	4/13/1992	W1	3.0		W00014			1 *U*			
O-WCPROC	5/27/1992	W1	3.0		W00041			1 *U*			
O-WCPROC	6/23/1992	W1	3.0		W00073			1 *U*			
O-WCPROC	7/21/1992	W1	3.0		W00128			1 *U*			
O-WCPROC	8/25/1992	W1	3.0		W00178			1 *U*			
O-WCPROC	9/22/1992	W1	3.0		W00275			1 *U*			
O-WCPROC	7/22/1992	W117	0.0		W00150			1 *UJ*			
O-WCPROC	7/22/1992	W117	3.0		W00151			1 *UJ*			
O-WCPROC	7/22/1992	W119	0.0		W00154			1 *UJ*			
O-WCPROC	7/22/1992	W120	0.0		W00152			1 *UJ*			
O-WCPROC	5/28/1992	W1R	0.0		W00047			1 *U*			
O-WCPROC	6/24/1992	W1R	0.0		W00081			1 *U*			
O-WCPROC	7/22/1992	W1R	0.0		W00136			1 *U*			
O-WCPROC	5/28/1992	W1R	3.0		W00048			1 *U*			
O-WCPROC	6/24/1992	W1R	3.0		W00082			1 *U*			
O-WCPROC	7/22/1992	W1R	3.0		W00137			1 *UJ*			
O-WCPROC	5/26/1992	W2	0.0		WYY024			1 *UJ*			
O-WCPROC	6/23/1992	W2	0.0		W00065			1 *U*			
O-WCPROC	7/21/1992	W2	0.0		W00120			1 *UJ*			
O-WCPROC	8/24/1992	W2	0.0		W00170			1 *U*			
O-WCPROC	9/21/1992	W2	0.0		W00217			1 *U*			
O-WCPROC	4/8/1992	W2	3.0		W00001			1 *U*			
O-WCPROC	5/26/1992	W2	3.0		W00025			1 *UJ*			
O-WCPROC	6/23/1992	W2	3.0		W00066			1 *U*			
O-WCPROC	7/21/1992	W2	3.0		W00121			1 *U*			

Table A-8B. (cont.)

Survey	Date	Station	Depth (m)	Duplicate	Sample Number	Tetrachloroethene (µg/L)	Toluene (µg/L)	Trichloroethene (µg/L)	Vinyl chloride (µg/L)	Xylene isomers (Total) (µg/L)
O-LOADNG	8/29/1992	W12	1.0		L10003		1 *UJ*			1 *U*
O-LOADNG	9/27/1992	W12	1.0		L10067		1 *U*			1 *U*
O-LOADNG	10/18/1992	W12	1.0		L10123		1 *U*			1 *U*
O-LOADNG	11/24/1992	W12	1.0		L10182		1 *U*			1 *U*
O-LOADNG	12/18/1992	W12	1.0		L10218		1 *U*			1 *U*
O-WCPROC	5/27/1992	W1	0.0		W00040		1 *U*			1 *U*
O-WCPROC	6/23/1992	W1	0.0		W00072		1 *U*			1 *U*
O-WCPROC	7/21/1992	W1	0.0		W00127		1 *U*			1 *U*
O-WCPROC	8/25/1992	W1	0.0		W00177		1 *U*			1 *U*
O-WCPROC	9/22/1992	W1	0.0		W00274		1 *U*			1 *U*
O-WCPROC	4/13/1992	W1	3.0		W00014		1 *U*			1 *U*
O-WCPROC	5/27/1992	W1	3.0		W00041		1 *U*			1 *U*
O-WCPROC	6/23/1992	W1	3.0		W00073		1 *U*			1 *U*
O-WCPROC	7/21/1992	W1	3.0		W00128		1 *U*			1 *U*
O-WCPROC	8/25/1992	W1	3.0		W00178		1 *U*			1 *U*
O-WCPROC	9/22/1992	W1	3.0		W00275		1 *U*			1 *U*
O-WCPROC	7/22/1992	W117	0.0		W00150		1 *UJ*			1 *UJ*
O-WCPROC	7/22/1992	W117	3.0		W00151		1 *UJ*			1 *UJ*
O-WCPROC	7/22/1992	W119	0.0		W00154		1 *UJ*			1 *UJ*
O-WCPROC	7/22/1992	W120	0.0		W00152		1 *UJ*			1 *UJ*
O-WCPROC	5/28/1992	W1R	0.0		W00047		1 *U*			1 *U*
O-WCPROC	6/24/1992	W1R	0.0		W00081		1 *U*			1 *U*
O-WCPROC	7/22/1992	W1R	0.0		W00136		1 *U*			1 *U*
O-WCPROC	5/28/1992	W1R	3.0		W00048		1 *U*			1 *U*
O-WCPROC	6/24/1992	W1R	3.0		W00082		1 *U*			1 *U*
O-WCPROC	7/22/1992	W1R	3.0		W00137		1 *UJ*			1 *UJ*
O-WCPROC	5/26/1992	W2	0.0		WYY024		1 *UJ*			1 *UJ*
O-WCPROC	6/23/1992	W2	0.0		W00065		1 *U*			1 *U*
O-WCPROC	7/21/1992	W2	0.0		W00120		1 *UJ*			1 *UJ*
O-WCPROC	8/24/1992	W2	0.0		W00170		1 *U*			1 *U*
O-WCPROC	9/21/1992	W2	0.0		W00217		1 *U*			1 *U*
O-WCPROC	4/8/1992	W2	3.0		W00001		1 *U*			1 *U*
O-WCPROC	5/26/1992	W2	3.0		W00025		1 *UJ*			1 *UJ*
O-WCPROC	6/23/1992	W2	3.0		W00066		1 *U*			1 *U*
O-WCPROC	7/21/1992	W2	3.0		W00121		1 *U*			1 *U*

Table A-8B. (cont.)

Survey	Date	Station	Depth (m)	Duplicate	Sample Number	1,1,1-Trichloroethane (µg/L)	Tetrachloro-ethane (µg/L)	1,1,2-Trichloroethane (µg/L)	1,1-Dichloroethane (µg/L)	1,1-Dichloroethene (µg/L)	1,2,3-Trichloro-benzene (µg/L)
O-WCPROC	8/24/1992	W2	3.0		W00171						1 *U*
O-WCPROC	9/21/1992	W2	3.0		W00218						1 *U*
O-WCSUP	9/27/1999	W1	0.0		LW0001	0.5 *U*	0.5 *U*	0.5 *U*	0.5 *U*	0.5 *U*	
O-WCSUP	9/27/1999	W2	0.0		LW0008	0.5 *U*	0.5 *U*	0.5 *U*	0.5 *U*	0.5 *U*	
O-WCSUP	9/28/1999	W50	1.0		LW0022	0.5 *U*	0.5 *U*	0.5 *U*	0.5 *U*	0.5 *U*	
O-WCSUP	9/28/1999	W51	0.0		LW0021	0.5 *UJ*	0.5 *UJ*	0.5 *UJ*	0.5 *UJ*	0.5 *UJ*	
O-WCSUP	9/28/1999	W52	1.0		LW0020	0.5 *U*	0.5 *UJ*	0.5 *U*	0.5 *U*	0.5 *U*	
O-WCSUP	9/28/1999	W53	1.0	D1	LW0019	0.5 *U*	0.5 *U*	0.5 *U*	0.5 *U*	0.5 *U*	
O-WCSUP	9/28/1999	W53	1.0	D2	LW0026	0.5 *U*	0.5 *UJ*	0.5 *U*	0.5 *U*	0.5 *U*	
O-WCSUP	9/28/1999	W54	0.0		LW0017	0.5 *U*	0.5 *U*	0.5 *U*	0.5 *U*	0.5 *U*	
O-WCSUP	9/28/1999	W55	0.0		LW0023	0.5 *U*	0.5 *U*	0.5 *U*	0.5 *U*	0.5 *U*	
O-WCSUP	9/28/1999	W56	1.0		LW0018	0.5 *U*	0.5 *U*	0.5 *U*	0.5 *U*	0.5 *U*	
O-WCSUP	9/28/1999	W57	0.0		LW0025	0.5 *U*	0.5 *UJ*	0.5 *U*	0.5 *U*	0.5 *U*	
O-WCSUP	9/28/1999	W58	1.0		LW0024	0.5 *U*	0.5 *U*	0.5 *U*	0.5 *U*	0.5 *U*	

Table A-8B. (cont.)

Survey	Date	Station	Depth (m)	Duplicate	Sample Number	1,2,4-Trichloro-benzene (µg/L)	1,3,5-Trichloro-benzene (µg/L)	1,2-Dichlorobenzene (µg/L)	1,3-Dichlorobenzene (µg/L)	1,4-Dichlorobenzene (µg/L)	1,2-Dichloroethane (µg/L)
O-WCPROC	8/24/1992	W2	3.0		W00171	1 *U*	1 *U*	1 *U*	1 *U*	1 *U*	
O-WCPROC	9/21/1992	W2	3.0		W00218	1 *U*	1 *U*	1 *U*	1 *U*	1 *U*	
O-WCSUP	9/27/1999	W1	0.0		LW0001			0.5 *U*		0.18 *J*	0.5 *U*
O-WCSUP	9/27/1999	W2	0.0		LW0008			0.5 *U*		0.15 *J*	0.5 *U*
O-WCSUP	9/28/1999	W50	1.0		LW0022			3.2		3.4	0.5 *U*
O-WCSUP	9/28/1999	W51	0.0		LW0021			0.11 *J*		0.31 *J*	0.5 *UJ*
O-WCSUP	9/28/1999	W52	1.0		LW0020			0.5 *UJ*		0.16 *J*	0.5 *U*
O-WCSUP	9/28/1999	W53	1.0	D1	LW0019			0.5 *U*		0.18 *J*	0.5 *U*
O-WCSUP	9/28/1999	W53	1.0	D2	LW0026			0.5 *UJ*		0.5 *U*	0.5 *U*
O-WCSUP	9/28/1999	W54	0.0		LW0017			0.5 *U*		0.16 *J*	0.5 *U*
O-WCSUP	9/28/1999	W55	0.0		LW0023			0.17 *J*		0.53	0.5 *U*
O-WCSUP	9/28/1999	W56	1.0		LW0018			0.5 *U*		0.14 *J*	0.5 *U*
O-WCSUP	9/28/1999	W57	0.0		LW0025			0.5 *UJ*		0.5 *U*	0.5 *U*
O-WCSUP	9/28/1999	W58	1.0		LW0024			0.5 *U*		0.19 *J*	0.5 *U*

Table A-8B. (cont.)

Survey	Date	Station	Depth (m)	Duplicate	Sample Number	1,2-Dichloropropane (µg/L)	2-Butanone (µg/L)	2-Hexanone (µg/L)	4-Methyl-2-pentanone (µg/L)	Acetone (µg/L)	Benzene (µg/L)
O-WCPROC	8/24/1992	W2	3.0		W00171						1 *U*
O-WCPROC	9/21/1992	W2	3.0		W00218						1 *U*
O-WCSUP	9/27/1999	W1	0.0		LW0001	0.5 *U*	10 *UJ*	5 *U*	5 *U*	*R*	0.5 *U*
O-WCSUP	9/27/1999	W2	0.0		LW0008	0.5 *U*	10 *UJ*	5 *U*	5 *U*	*R*	0.5 *U*
O-WCSUP	9/28/1999	W50	1.0		LW0022	0.5 *U*	10 *UJ*	5 *U*	5 *U*	*R*	6.3
O-WCSUP	9/28/1999	W51	0.0		LW0021	0.5 *UJ*	10 *UJ*	5 *UJ*	5 *UJ*	*R*	0.5 *UJ*
O-WCSUP	9/28/1999	W52	1.0		LW0020	0.5 *U*	10 *U*	5 *U*	5 *U*	*R*	0.5 *U*
O-WCSUP	9/28/1999	W53	1.0	D1	LW0019	0.5 *U*	10 *UJ*	5 *U*	5 *U*	*R*	0.5 *U*
O-WCSUP	9/28/1999	W53	1.0	D2	LW0026	0.5 *U*	10 *U*	5 *U*	5 *U*	*R*	0.5 *U*
O-WCSUP	9/28/1999	W54	0.0		LW0017	0.5 *U*	10 *UJ*	5 *U*	5 *U*	*R*	0.5 *U*
O-WCSUP	9/28/1999	W55	0.0		LW0023	0.5 *U*	10 *UJ*	5 *U*	5 *U*	*R*	0.11 *J*
O-WCSUP	9/28/1999	W56	1.0		LW0018	0.5 *U*	10 *UJ*	5 *U*	5 *U*	*R*	0.5 *U*
O-WCSUP	9/28/1999	W57	0.0		LW0025	0.5 *U*	10 *U*	5 *U*	5 *U*	*R*	0.5 *U*
O-WCSUP	9/28/1999	W58	1.0		LW0024	0.5 *U*	10 *UJ*	5 *U*	5 *U*	*R*	0.5 *U*

Table A-8B. (cont.)

Survey	Date	Station	Depth (m)	Duplicate	Sample Number	Bromo-dichloromethane (µg/L)	Bromoform (µg/L)	Bromomethane (µg/L)	Carbon disulfide (µg/L)	Carbon tetrachloride (µg/L)	Chlorobenzene (µg/L)
O-WCPROC	8/24/1992	W2	3.0		W00171						1 *U*
O-WCPROC	9/21/1992	W2	3.0		W00218						1 *U*
O-WCSUP	9/27/1999	W1	0.0		LW0001	0.12 *J*	0.5 *U*	1 *U*	0.5 *U*	0.5 *U*	0.5 *U*
O-WCSUP	9/27/1999	W2	0.0		LW0008	0.5 *U*	0.5 *U*	1 *U*	0.5 *U*	0.5 *U*	0.5 *U*
O-WCSUP	9/28/1999	W50	1.0		LW0022	0.24 *J*	0.5 *U*	1 *U*	0.5 *U*	0.5 *U*	12
O-WCSUP	9/28/1999	W51	0.0		LW0021	0.22 *J*	0.5 *UJ*	1 *UJ*	0.5 *UJ*	0.5 *UJ*	0.5 *UJ*
O-WCSUP	9/28/1999	W52	1.0		LW0020	0.5 *U*	0.5 *U*	1 *U*	0.5 *U*	0.5 *U*	0.5 *U*
O-WCSUP	9/28/1999	W53	1.0	D1	LW0019	0.5 *U*	0.5 *U*	1 *U*	0.5 *U*	0.5 *U*	0.5 *U*
O-WCSUP	9/28/1999	W53	1.0	D2	LW0026	0.5 *U*	0.5 *U*	1 *U*	0.5 *U*	0.5 *U*	0.5 *U*
O-WCSUP	9/28/1999	W54	0.0		LW0017	0.5 *U*	0.5 *U*	1 *U*	0.5 *U*	0.5 *U*	0.5 *U*
O-WCSUP	9/28/1999	W55	0.0		LW0023	0.17 *J*	0.5 *U*	1 *U*	0.5 *U*	0.5 *U*	0.51
O-WCSUP	9/28/1999	W56	1.0		LW0018	0.5 *U*	0.5 *U*	1 *U*	0.5 *U*	0.5 *U*	0.5 *U*
O-WCSUP	9/28/1999	W57	0.0		LW0025	0.5 *U*	0.5 *U*	1 *U*	0.5 *U*	0.5 *U*	0.5 *U*
O-WCSUP	9/28/1999	W58	1.0		LW0024	0.5 *U*	0.5 *U*	1 *U*	0.5 *U*	0.5 *U*	0.5 *U*

Table A-8B. (cont.)

Survey	Date	Station	Depth (m)	Duplicate	Sample Number	Chloroethane (µg/L)	Chloroform (µg/L)	Chloromethane (µg/L)	cis-1,2-Dichloroethene (µg/L)	trans-1,2-Dichloroethene (µg/L)	cis-1,3-Dichloropropene (µg/L)
O-WCPROC	8/24/1992	W2	3.0		W00171						
O-WCPROC	9/21/1992	W2	3.0		W00218						
O-WCSUP	9/27/1999	W1	0.0		LW0001	1 *U*	0.45 *J*	1 *U*	0.5 *U*	0.5 *U*	0.5 *U*
O-WCSUP	9/27/1999	W2	0.0		LW0008	1 *U*	0.2 *J*	1 *U*	0.5 *U*	0.5 *U*	0.5 *U*
O-WCSUP	9/28/1999	W50	1.0		LW0022	1 *U*	0.84	1 *U*	0.5 *U*	0.5 *U*	0.5 *U*
O-WCSUP	9/28/1999	W51	0.0		LW0021	1 *UJ*	0.85 *J*	1 *UJ*	0.5 *UJ*	0.5 *UJ*	0.5 *UJ*
O-WCSUP	9/28/1999	W52	1.0		LW0020	1 *U*	0.22 *J*	1 *U*	0.5 *U*	0.5 *U*	0.5 *U*
O-WCSUP	9/28/1999	W53	1.0	D1	LW0019	1 *U*	0.16 *J*	1 *U*	0.5 *U*	0.5 *U*	0.5 *U*
O-WCSUP	9/28/1999	W53	1.0	D2	LW0026	1 *U*	0.16 *J*	1 *U*	0.5 *U*	0.5 *U*	0.5 *U*
O-WCSUP	9/28/1999	W54	0.0		LW0017	1 *U*	0.15 *J*	1 *U*	0.5 *U*	0.5 *U*	0.5 *U*
O-WCSUP	9/28/1999	W55	0.0		LW0023	1 *U*	0.59	1 *U*	0.5 *U*	0.5 *U*	0.5 *U*
O-WCSUP	9/28/1999	W56	1.0		LW0018	1 *U*	0.13 *J*	1 *U*	0.5 *U*	0.5 *U*	0.5 *U*
O-WCSUP	9/28/1999	W57	0.0		LW0025	1 *U*	0.19 *J*	1 *U*	0.5 *U*	0.5 *U*	0.5 *U*
O-WCSUP	9/28/1999	W58	1.0		LW0024	1 *U*	0.36 *J*	1 *U*	0.5 *U*	0.5 *U*	0.5 *U*

Table A-8B. (cont.)

Survey	Date	Station	Depth (m)	Duplicate	Sample Number	trans-1,3-Dichloropropene (µg/L)	Dibromo-chloromethane (µg/L)	Ethylbenzene (µg/L)	Hexachlorobenzene (µg/L)	Methylene chloride (µg/L)	Styrene (µg/L)
O-WCPROC	8/24/1992	W2	3.0		W00171			1 *U*			
O-WCPROC	9/21/1992	W2	3.0		W00218			1 *U*			
O-WCSUP	9/27/1999	W1	0.0		LW0001	0.5 *U*	0.5 *U*	0.5 *U*		0.21 *UJ*	0.5 *U*
O-WCSUP	9/27/1999	W2	0.0		LW0008	0.5 *U*	0.5 *U*	0.5 *U*		0.14 *UJ*	0.5 *U*
O-WCSUP	9/28/1999	W50	1.0		LW0022	0.5 *U*	0.5 *U*	0.5 *U*		0.34 *UJ*	0.5 *U*
O-WCSUP	9/28/1999	W51	0.0		LW0021	0.5 *UJ*	0.5 *UJ*	0.5 *UJ*		0.17 *UJ*	0.5 *UJ*
O-WCSUP	9/28/1999	W52	1.0		LW0020	0.5 *U*	0.5 *U*	0.5 *U*		0.16 *UJ*	0.5 *U*
O-WCSUP	9/28/1999	W53	1.0	D1	LW0019	0.5 *U*	0.5 *U*	0.5 *U*		0.17 *UJ*	0.5 *U*
O-WCSUP	9/28/1999	W53	1.0	D2	LW0026	0.5 *U*	0.5 *U*	0.5 *U*		0.15 *UJ*	0.5 *U*
O-WCSUP	9/28/1999	W54	0.0		LW0017	0.5 *U*	0.5 *U*	0.5 *U*		0.44 *UJ*	0.5 *U*
O-WCSUP	9/28/1999	W55	0.0		LW0023	0.5 *U*	0.5 *U*	0.5 *U*		0.19 *UJ*	0.5 *U*
O-WCSUP	9/28/1999	W56	1.0		LW0018	0.5 *U*	0.5 *U*	0.5 *U*		0.33 *UJ*	0.5 *U*
O-WCSUP	9/28/1999	W57	0.0		LW0025	0.5 *U*	0.5 *U*	0.5 *U*		0.13 *UJ*	0.5 *U*
O-WCSUP	9/28/1999	W58	1.0		LW0024	0.5 *U*	0.5 *U*	0.5 *U*		0.19 *UJ*	0.5 *U*

Table A-8B. (cont.)

Survey	Date	Station	Depth (m)	Duplicate	Sample Number	Tetrachloroethene (µg/L)	Toluene (µg/L)	Trichloroethene (µg/L)	Vinyl chloride (µg/L)	Xylene isomers (Total) (µg/L)
O-WCPROC	8/24/1992	W2	3.0		W00171		1 *U*			1 *U*
O-WCPROC	9/21/1992	W2	3.0		W00218		1 *U*			1 *U*
O-WCSUP	9/27/1999	W1	0.0		LW0001	0.5 *U*	0.5 *U*	0.5 *U*	1 *U*	0.5 *U*
O-WCSUP	9/27/1999	W2	0.0		LW0008	0.5 *U*	0.5 *U*	0.5 *U*	1 *U*	0.5 *U*
O-WCSUP	9/28/1999	W50	1.0		LW0022	0.5 *U*	0.16 *J*	0.5 *U*	1 *U*	0.5 *U*
O-WCSUP	9/28/1999	W51	0.0		LW0021	0.5 *UJ*	0.5 *UJ*	0.5 *UJ*	1 *UJ*	0.5 *UJ*
O-WCSUP	9/28/1999	W52	1.0		LW0020	0.5 *U*	0.5 *U*	0.5 *U*	1 *U*	0.5 *U*
O-WCSUP	9/28/1999	W53	1.0	D1	LW0019	0.5 *U*	0.5 *U*	0.5 *U*	1 *U*	0.5 *U*
O-WCSUP	9/28/1999	W53	1.0	D2	LW0026	0.5 *U*	0.5 *U*	0.5 *U*	1 *U*	0.5 *U*
O-WCSUP	9/28/1999	W54	0.0		LW0017	0.5 *U*	0.5 *U*	0.5 *U*	1 *U*	0.5 *U*
O-WCSUP	9/28/1999	W55	0.0		LW0023	0.5 *U*	0.5 *U*	0.5 *U*	1 *U*	0.33 *J*
O-WCSUP	9/28/1999	W56	1.0		LW0018	0.5 *U*	0.5 *U*	0.5 *U*	1 *U*	0.5 *U*
O-WCSUP	9/28/1999	W57	0.0		LW0025	0.5 *U*	0.5 *U*	0.5 *U*	1 *U*	0.5 *U*
O-WCSUP	9/28/1999	W58	1.0		LW0024	0.5 *U*	0.5 *U*	0.5 *U*	1 *U*	0.5 *U*

Notes: *J* - estimated
U - not detected at reported quantitation limit

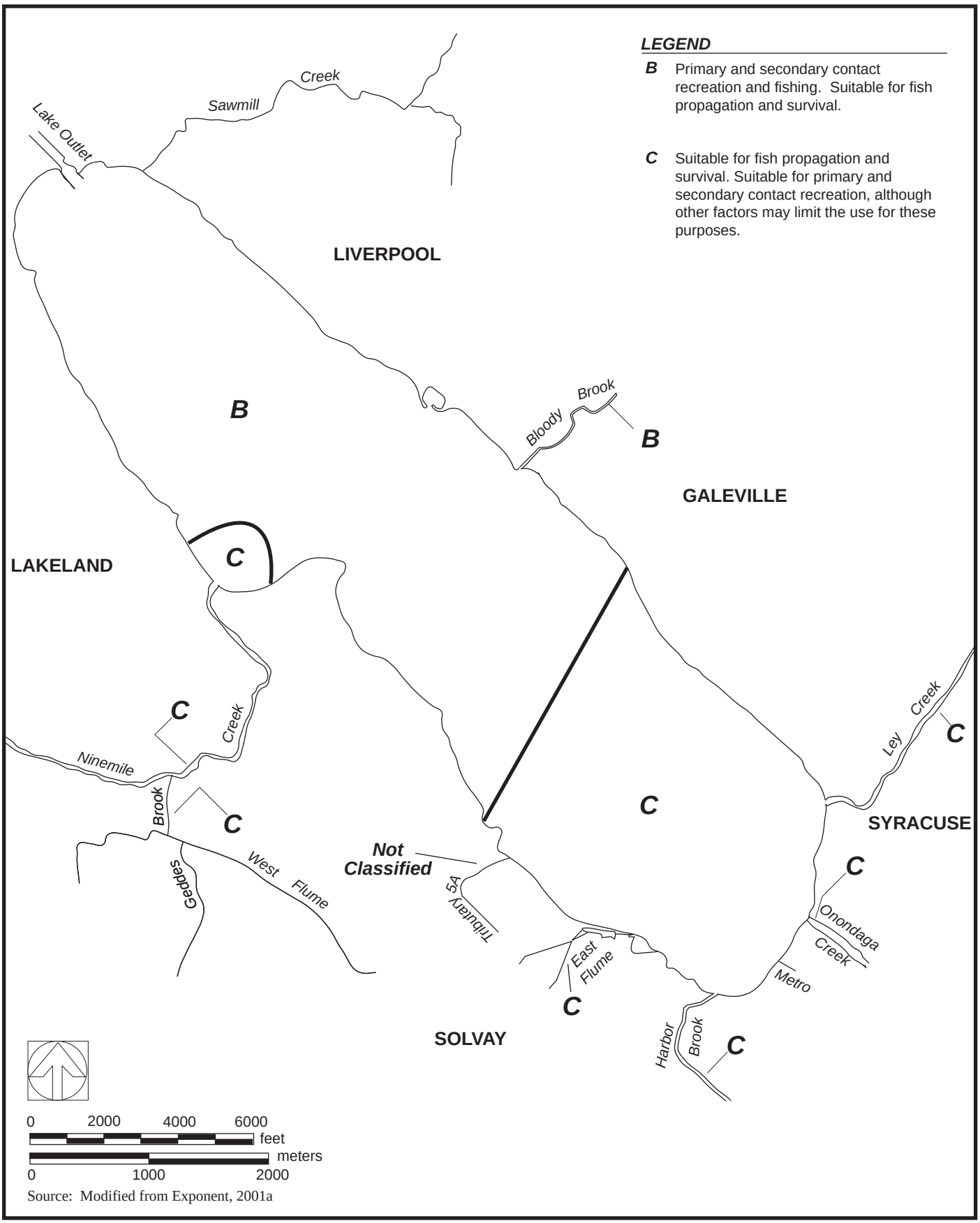

Figure A-1. New York State Water Quality Classifications within and around Onondaga Lake

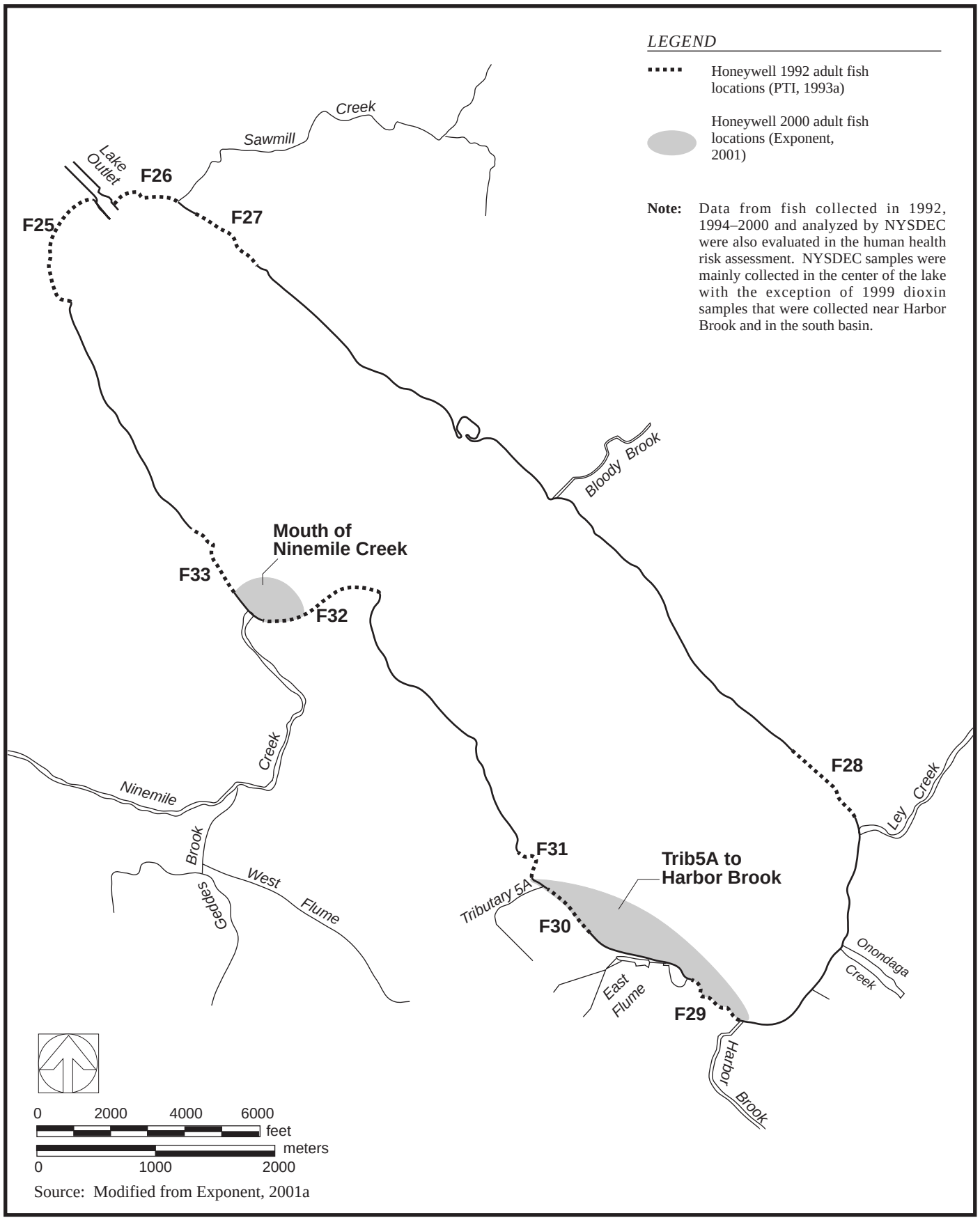

Source: Modified from Exponent, 2001a

Figure A-2. Collection Locations for Fish Samples Analyzed in the Onondaga Lake Human Health Risk Assessment

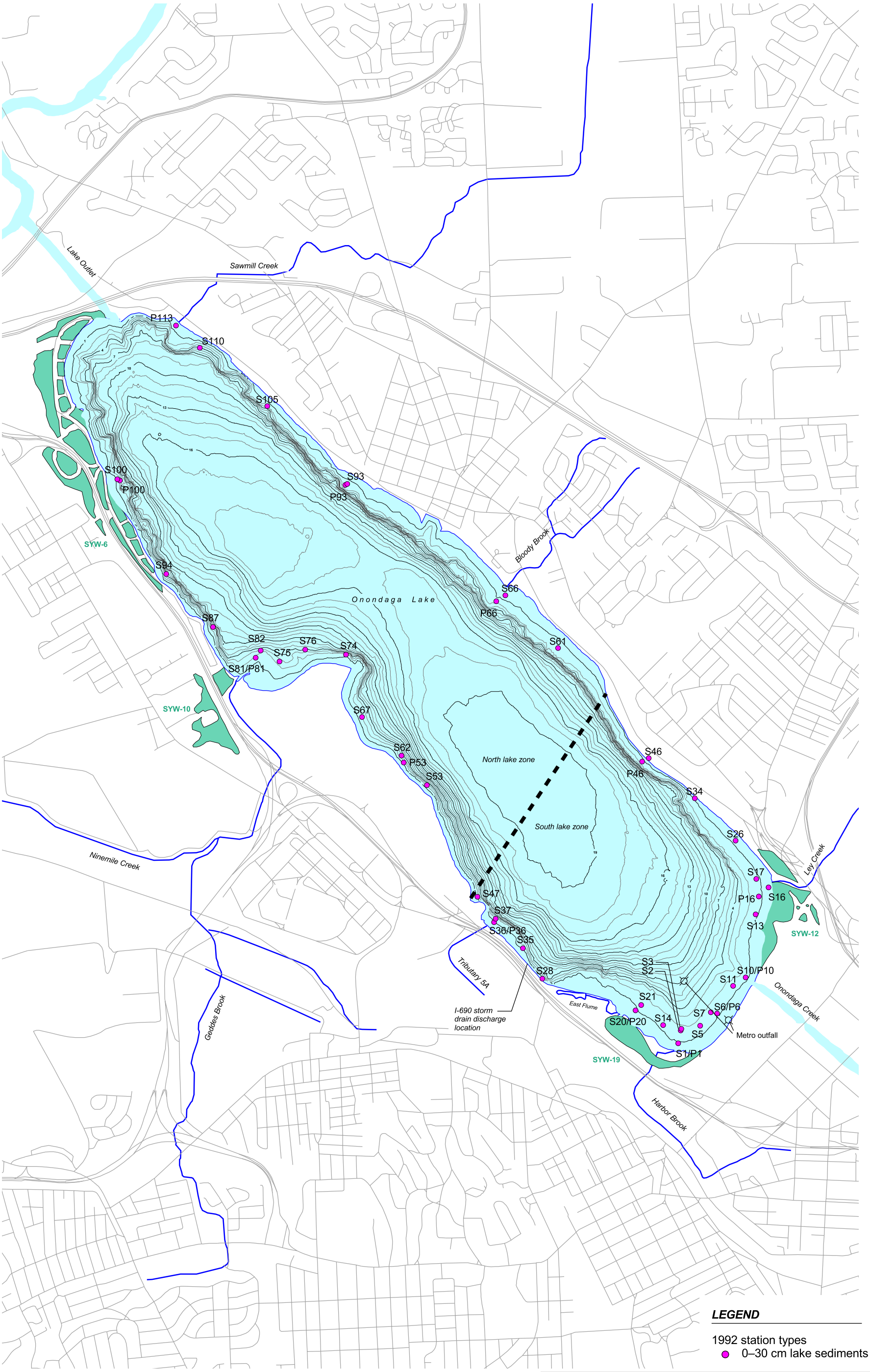

Source: Exponent, 2001a, basemap from NYSDOT (no date).

Figure A-3. 1992 Sediment stations located in less than 2-m water depth

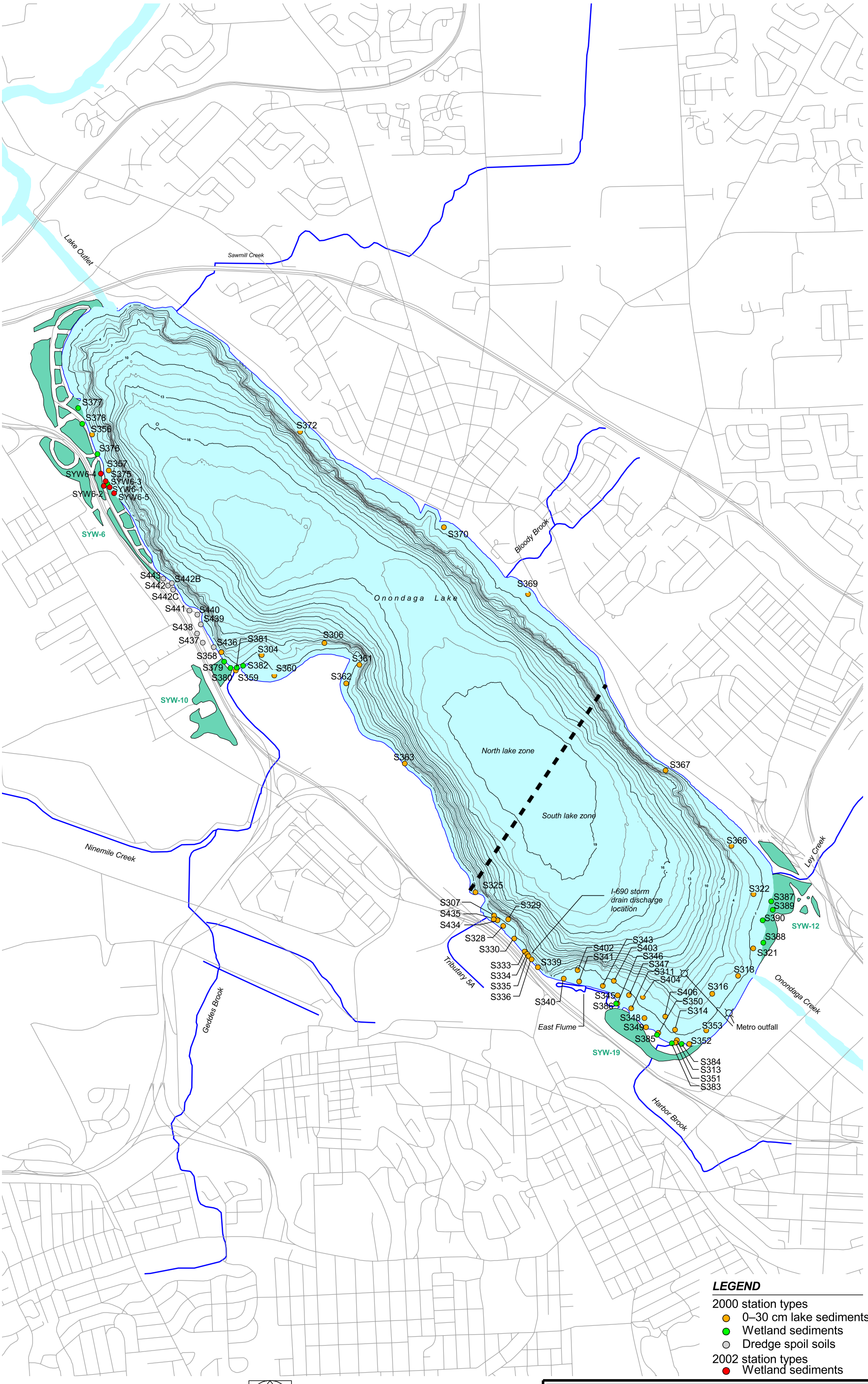

Source: Modified from Exponent, 2001a, basemap from NYSDOT (no date).

Bathymetry in meters

Figure A-4
2000 Wetland and Sediment Stations
Located in less than 2-m Water Depth,
and 2002 Wetland Stations

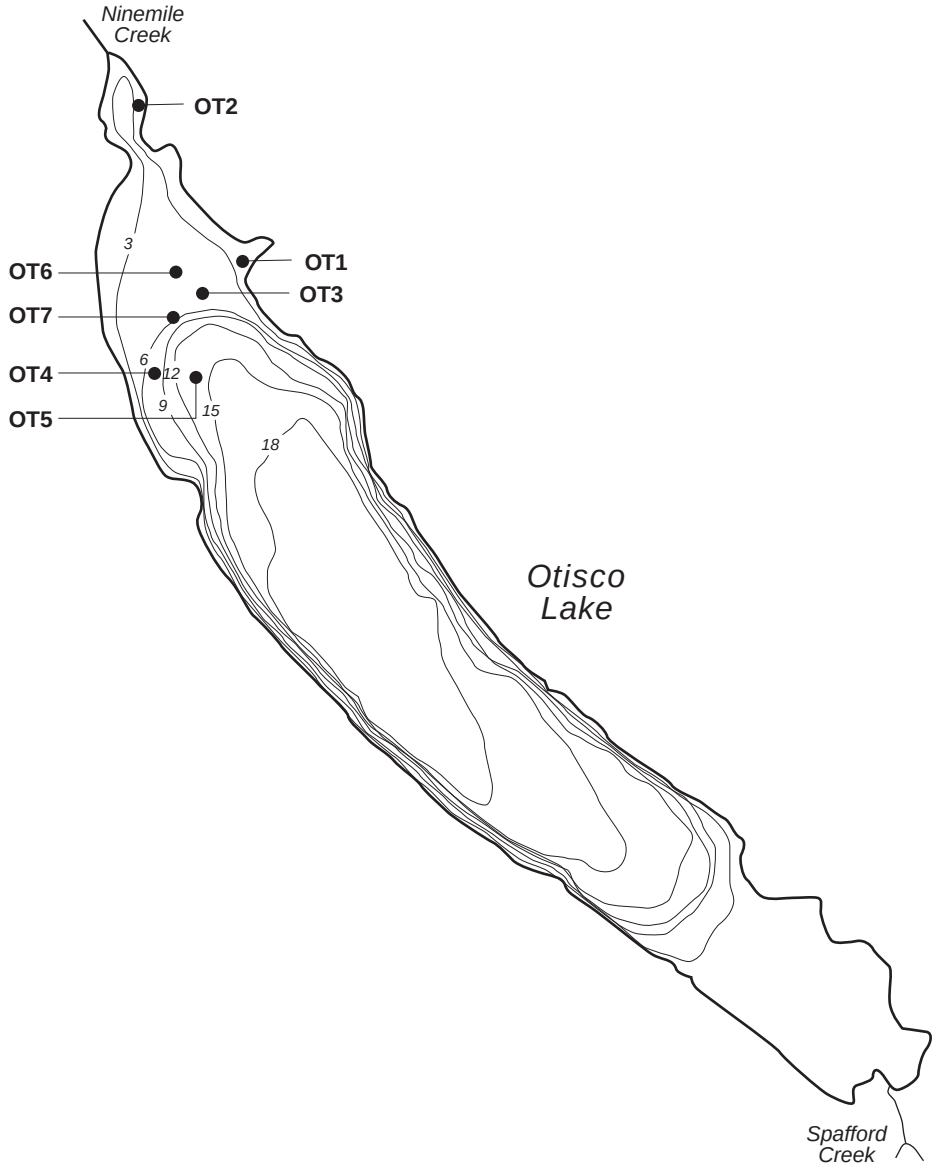

Contours in meters

0 2000 4000 6000 feet

0 1000 2000 meters

LEGEND

● Station location

Source: Exponent, 2001a

Figure A-5. Locations of surface sediment stations in Otisco Lake

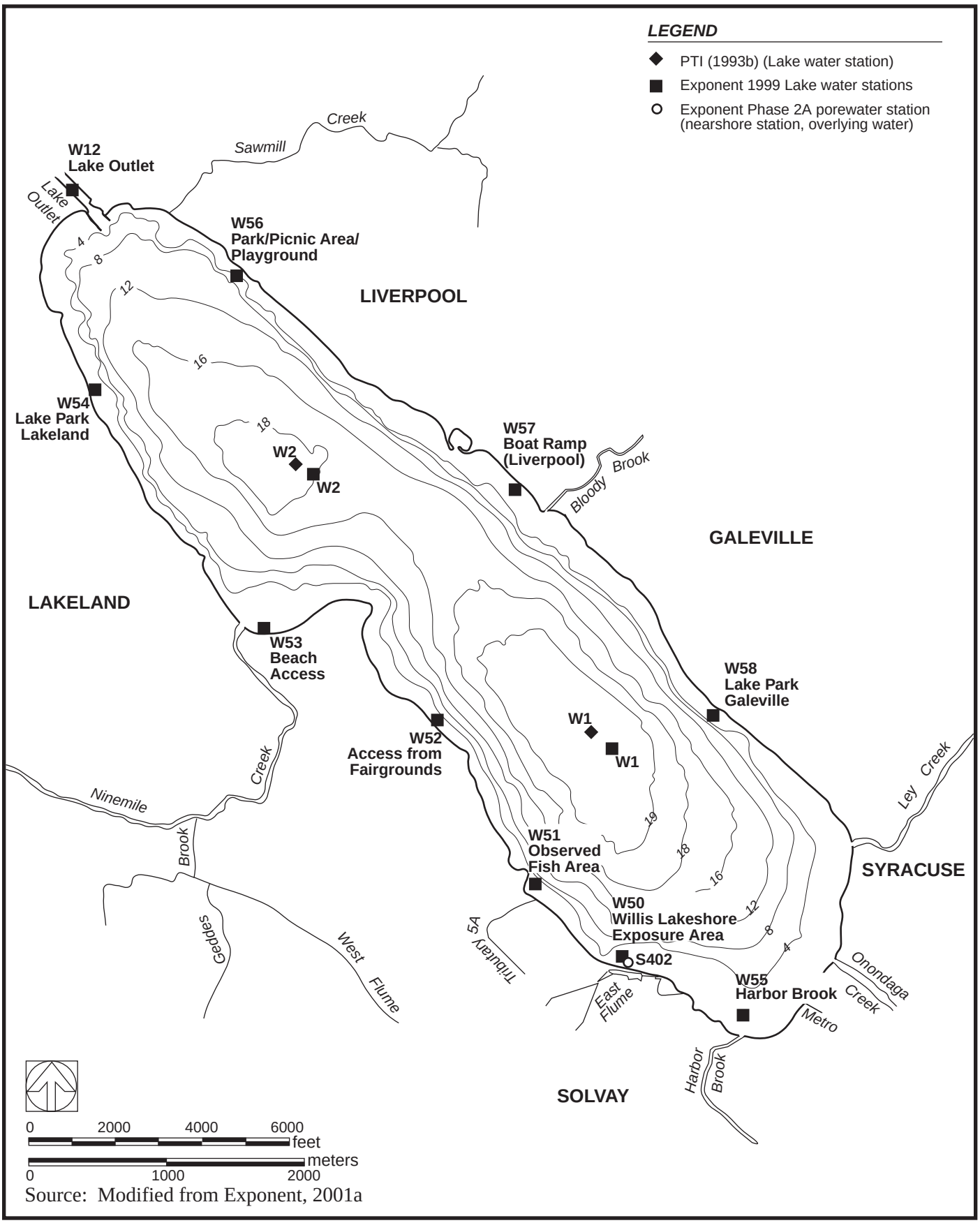

Source: Modified from Exponent, 2001a

Figure A-6. Approximate Locations of Lake Water Stations Evaluated in the Onondaga Lake Human Health Risk Assessment

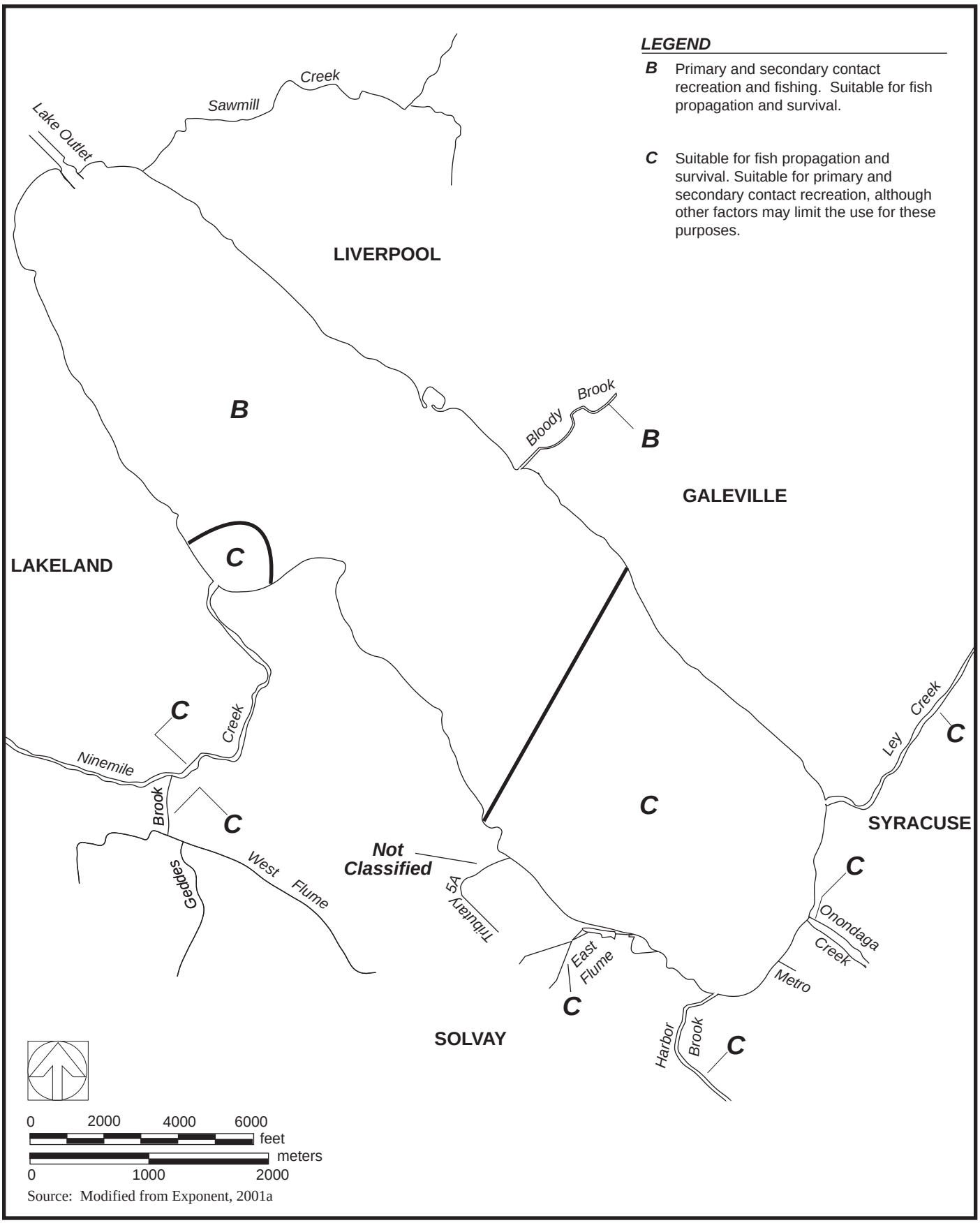

Figure A-1. New York State Water Quality Classifications within and around Onondaga Lake

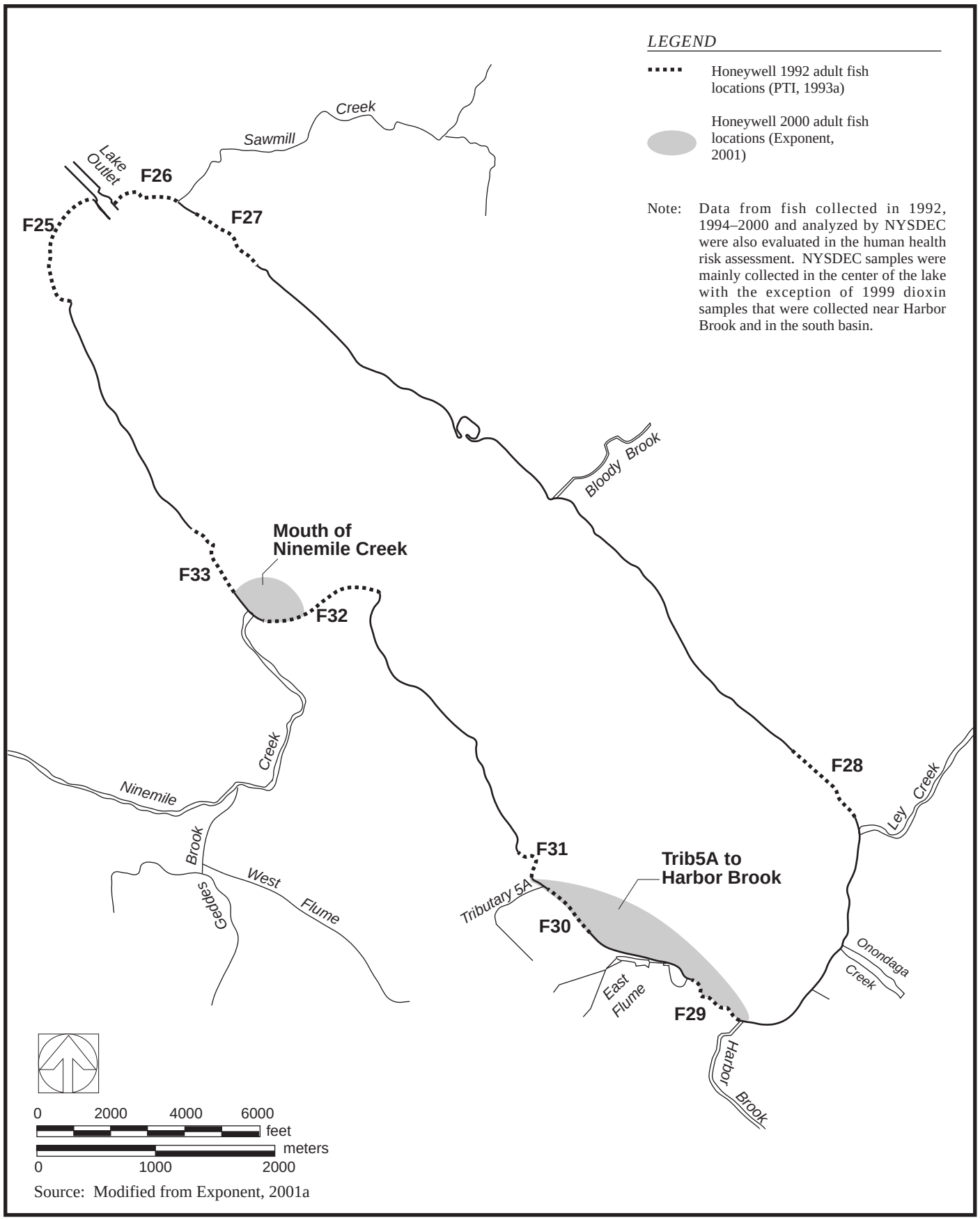

Source: Modified from Exponent, 2001a

Figure A-2. Collection Locations for Fish Samples Analyzed in the Onondaga Lake Human Health Risk Assessment

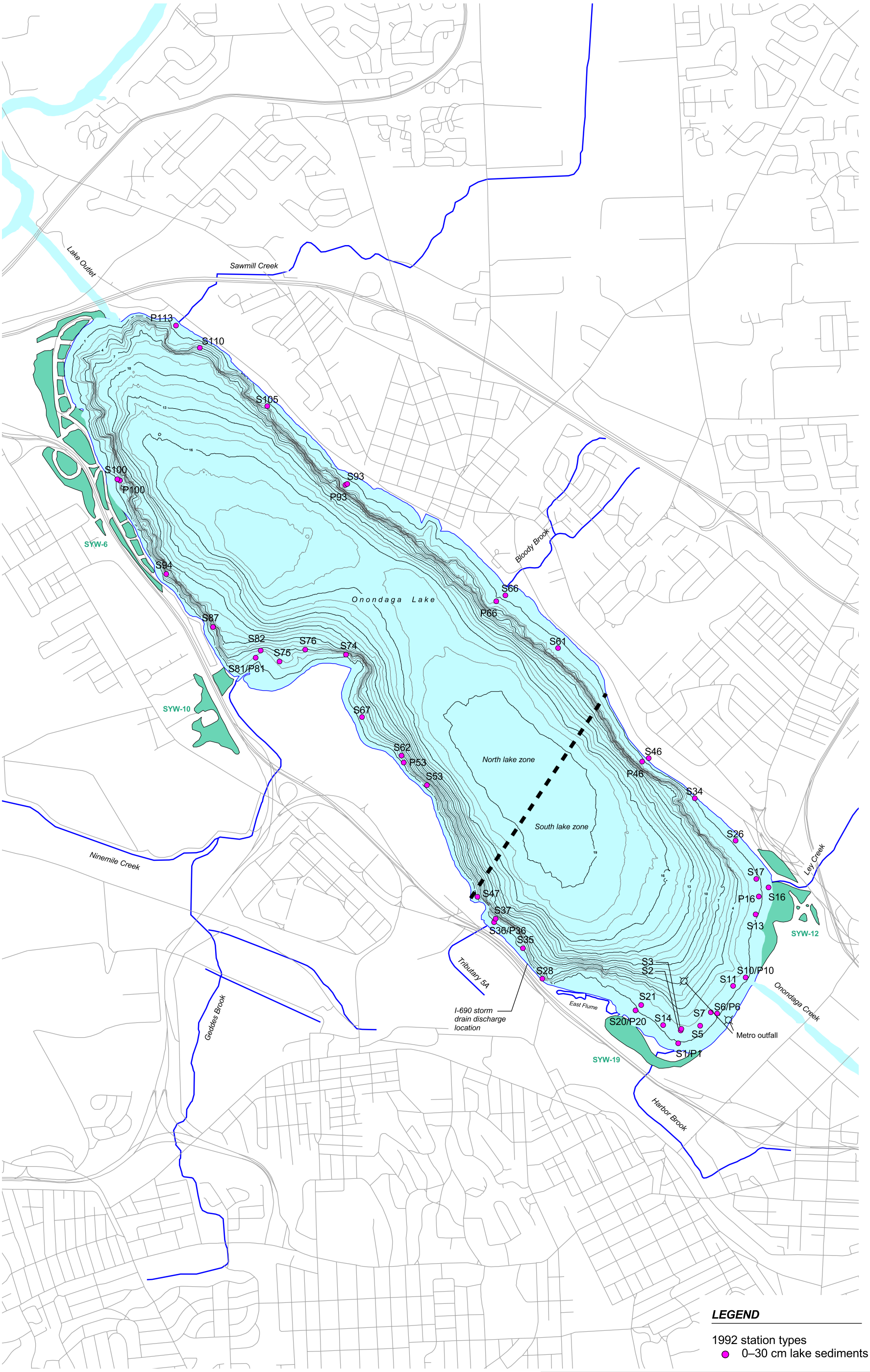

Source: Exponent, 2001a, basemap from NYSDOT (no date).

Figure A-3. 1992 Sediment stations located in less than 2-m water depth

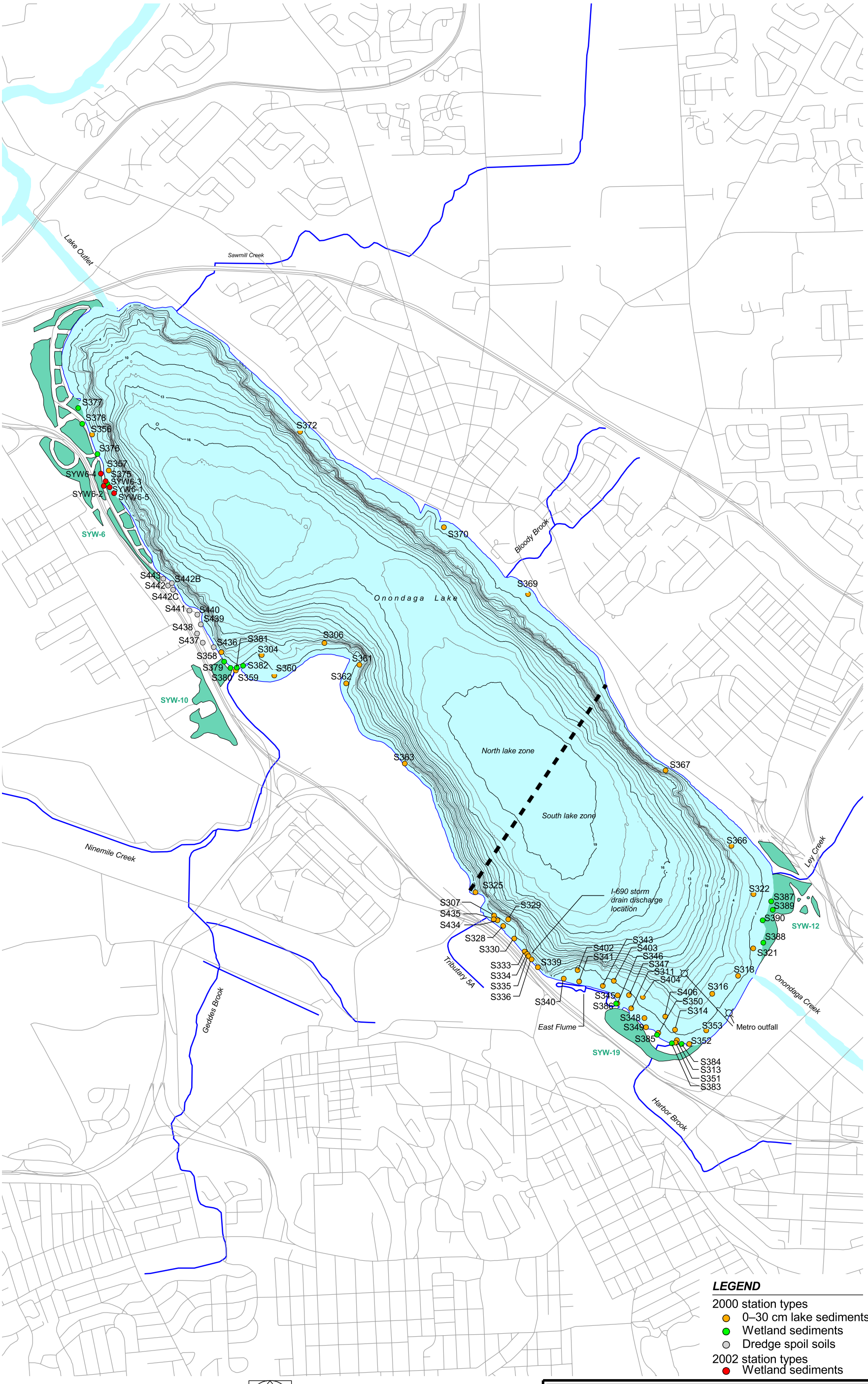

Source: Modified from Exponent, 2001a, basemap from NYSDOT (no date).

Bathymetry in meters

Figure A-4
2000 Wetland and Sediment Stations
Located in less than 2-m Water Depth,
and 2002 Wetland Stations

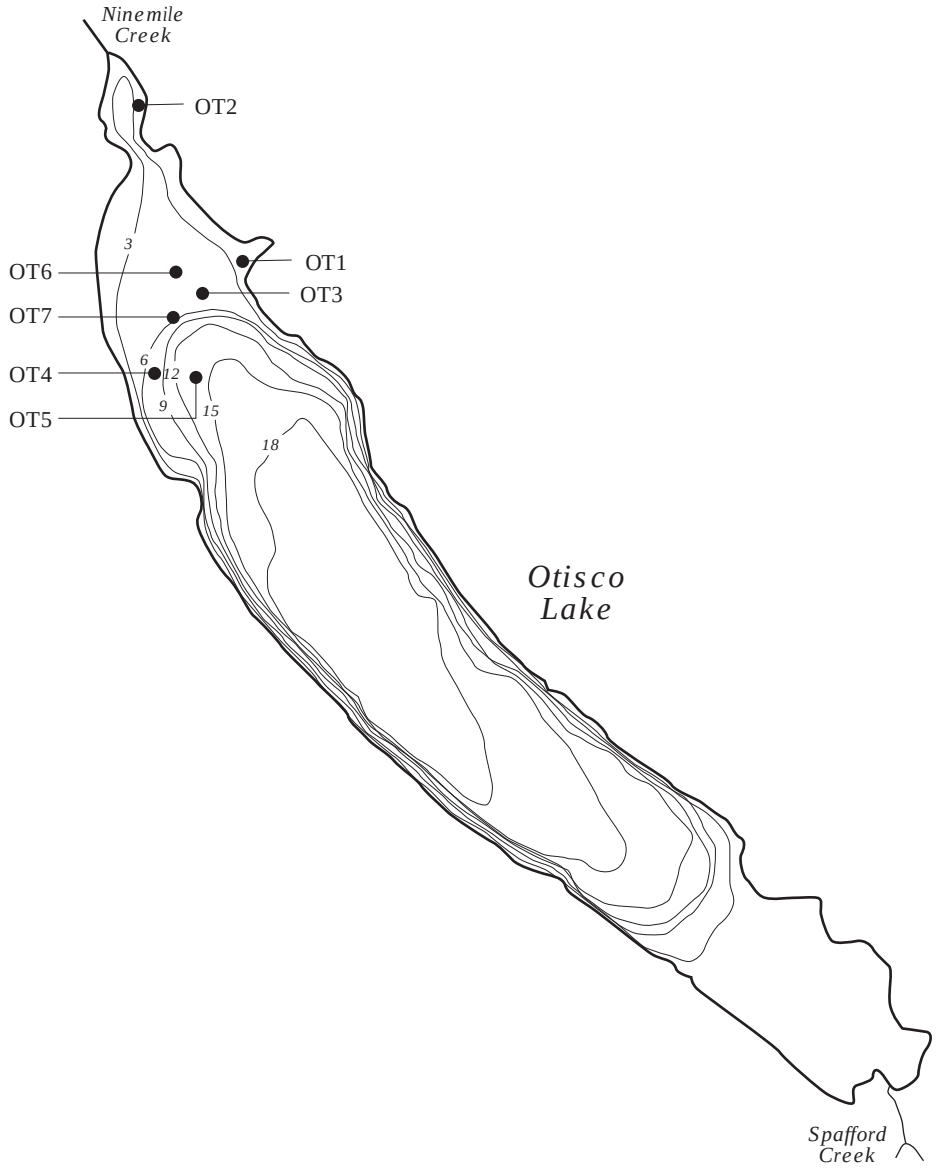

Contours in meters

0 2000 4000 6000 feet

0 1000 2000 meters

LEGEND

● Station location

Source: Exponent, 2001a

Figure A-5. Locations of surface sediment stations in Otisco Lake

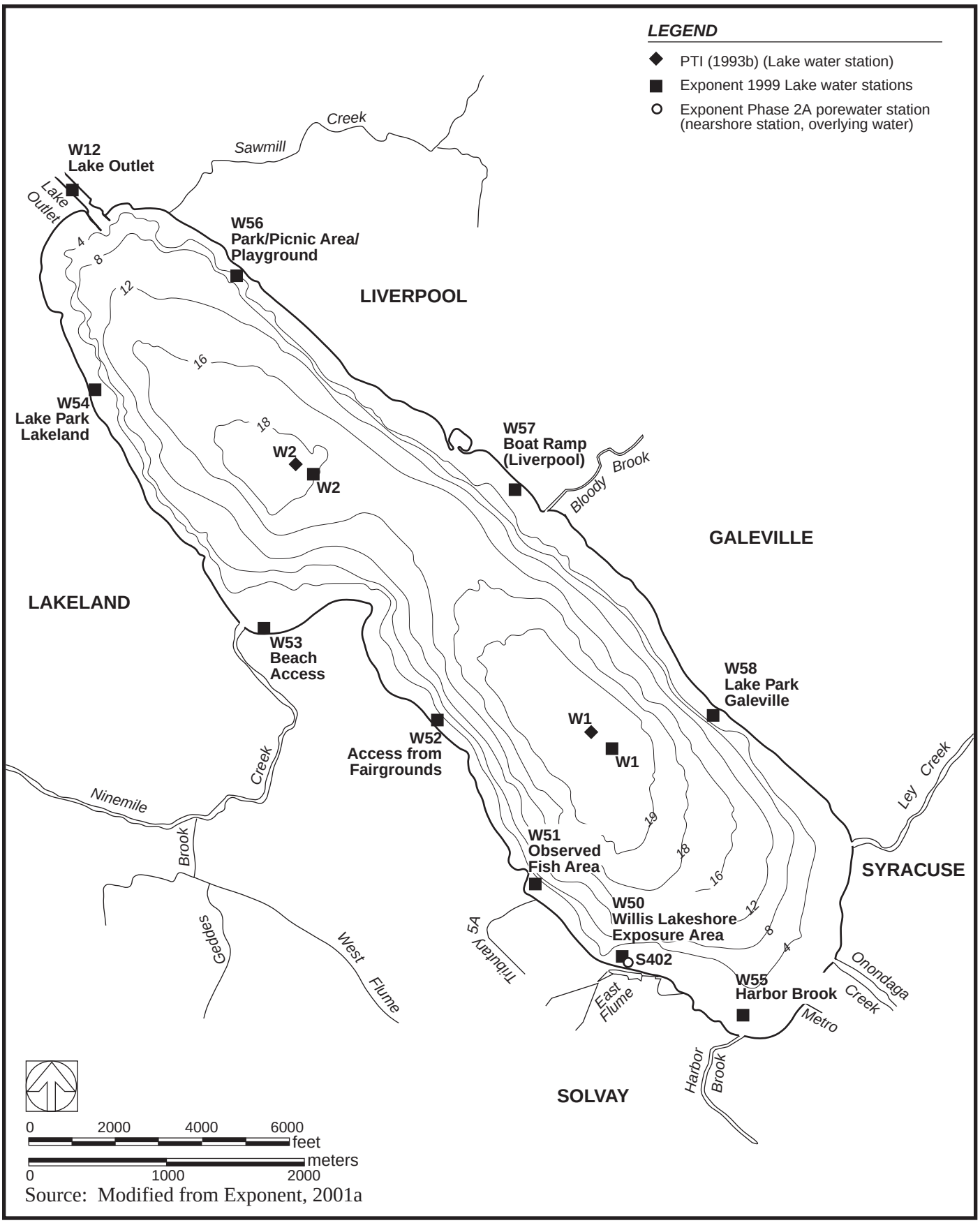

Source: Modified from Exponent, 2001a

Figure A-6. Approximate Locations of Lake Water Stations Evaluated in the Onondaga Lake Human Health Risk Assessment