








OL-VC-30080
1.65
 Maximum Total TCB
 Porewater Concentration in
 Top 3 meters (ug/L)

-  Model Area Boundary
-  ILWD Boundary
-  SMU Boundary
-  East Wall Portion of the
WB-B/HB IRM
Barrier Wall
-  West Wall Portion of
the WB-B/HB IRM
Barrier Wall
-  Isolation Cap Area
-  Remediation Area
Boundary

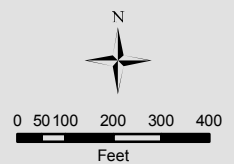
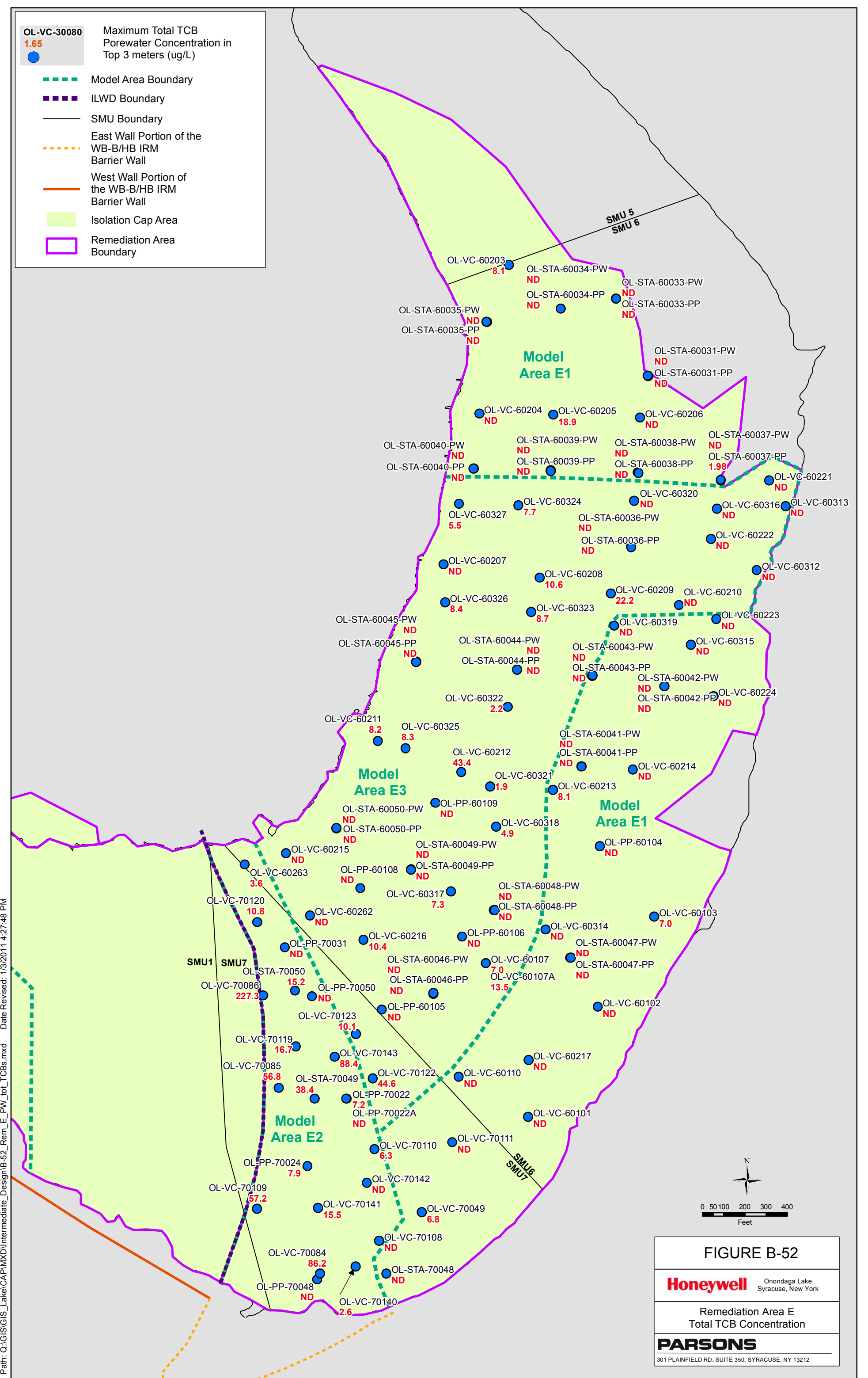


FIGURE B-52

Honeywell Onondaga Lake
Syracuse, New York

Remediation Area E
Total TCB Concentration

PARSONS

301 PLAINFIELD RD, SUITE 350, SYRACUSE, NY 13212

Path: Q:\GIS\GIS_Lake\CAP\MXD\Intermediate_Design\B-52_Rem_E_PW_tot_TCBs.mxd Date Revised: 1/3/2011 4:27:48 PM