APPENDIX G

EFFLUENT ELUTRIATE TEST (EET) DATA

(ELECTRONIC COPY OF REPORT PROVIDED ON CD)

Honeywell
5000 Brittonfield Parkway
Suite 700
East Syracuse, NY 13057
315-431-4443
315-431-4777 Fax

May 27, 2009

To: Gregg Townsend, NYSDEC, Region 7 (1 bound)
Holly Sammon, Onondaga County Public Library (1 bound)
Samuel Sage, Atlantic States Legal Foundation (1 bound)
Gina Fredericks, Liverpool Public Library (1 bound)
Mary Ann Coogan, Camillus Town Hall (1 bound)
Stephen Weiter, Moon Library SUNY ESF (1 bound)
Joseph Heath, Esq. (1 bound, 1 pdf)
Gerry Jamieson, HETF/Onondaga Nation (1 pdf)

Re: Letter of Transmittal – Onondaga Lake Phase II Pre-Design Investigation SCA Supernatant Treatability Testing Final Report

A copy of the following final document is enclosed for your document holdings as requested by Richard Mustico of the New York State Department of Environmental Conservation.

- Phase II Pre-Design Investigation SCA Supernatant Treatability Testing, Final Report, dated June 2008

Sincerely,

John P. McAuliffe

John P. McAuliffe, P.E.
Program Director, Syracuse

Enc.

cc: Richard A. Mustico (w/o Attachment)

New York State Department of Environmental Conservation
Division of Environmental Remediation
Remedial Bureau D
625 Broadway, Albany, New York 12233-7013
Phone: (518) 402-9676 • **FAX:** (518) 402-9020
Website: www.dec.state.ny.us

Alexander B. Grannis
Commissioner

May 7, 2009

Mr. John P. McAuliffe, P.E.
Program Director, Syracuse
Honeywell
5000 Brittonfield Parkway, Suite 700
East Syracuse, NY 13057

Re: Onondaga Lake Phase II Pre-Design Investigation, SCA Supernatant Treatability Testing, Final Report, June 2008 (Site No. 734030)

Dear Mr. McAuliffe:

The New York State Department of Environmental Conservation has reviewed the revised June 2008 report entitled "Phase II Pre-Desing Investigation, SCA Supernatant Treatability Testing". This report was received by the Department in a March 6, 2009 letter from Scott A. Grieco, P.E. of O'Brien & Gere. The report is hereby approved.

Any further testing of water for mercury in conjunction with the SCA water treatment plant should use EPA Method 1631.

Please attach this approval letter to the report, and distribute copies of the document to the various document repositories, as discussed in the governing consent decree.

Sincerely,

Richard A. Mustico, P.E.
Project Manager
Remedial Bureau D
Division of Environmental Remediation

c: Timothy Larson - NYSDEC
Margaret Sheen, Esq., - NYSDEC, Syracuse
Gregg Townsend - NYSDEC, Syracuse
John Davis - NYSDOL, Albany
Geoff Laccetti - NYSDOH
Mark Sergott - NYSDOH
Robert Nunes - USEPA, NYC
Argie Cirillo, Esq., USEPA, NYC
Michael Spera - AECOM
Joseph Heath, Esq.
Gerry Jamieson - HETF
Bill Hague - Honeywell
Jeff Rodgers - OBG
Scott Grieco - OBG
Edward Glaza - Parsons

FINAL REPORT

Phase II Pre-Design Investigation SCA Supernatant Treatability Testing

Honeywell, Inc.
Syracuse, New York

June 2008

1163/41251

FINAL REPORT

Phase II Pre-Design Investigation
SCA Supernatant Treatability Testing

Honeywell, Inc.
Syracuse, New York

Jeffrey S. Rogers, P.E.
Sr. Vice President

June 2008

O'BRIEN & GERE

TABLE OF CONTENTS

Executive Summary ..... **ix**
1. Background **1**
1.1. Requirements 1
1.2. Summary of Phase I SCA Supernatant Screening Testing 1
2. Sample Collection and Preparation **3**
2.1. SCA Supernatant Preparation 4
2.1.1. Effluent Elutriate Testing (EET) Methods 4
2.1.2. EET Test Results 5
2.2. Sediment/Water Composite Procedure 6
3. Confirmation Treatability Testing Methods **8**
3.1. Test Deviations from Work Plan 8
3.2. Characterization 9
3.3. Confirmation Treatability Testing Methods 9
3.3.1. pH titration 10
3.3.2. Solids Removal Tests 10
3.3.3. Ammonia Removal Tests 11
3.3.4. Mercury Removal Tests 13
3.3.5. Organics Removal 15
4. Treatability Test Results and Discussion **16**
4.1. Characterization results 16
4.1.1. EET Testing Results 19
4.2. Confirmation Treatability Testing Results 21
4.2.1. pH titration 21
4.2.2. Solids Removal Tests 22
4.2.3. Ammonia Removal Tests 22
4.2.4. Mercury Removal Tests 24
4.2.5. Organics Removal 26
5. Conclusions and Recommendations **28**

List of Attached Tables

Table 1a -Effluent Elutriate Testing SMU 1A Site 10114 Data Summary: Ammonia/VOCs
Table 1b -Effluent Elutriate Testing SMU 1A Site 10114 Data Summary: SVOCs
Table 1c -Effluent Elutriate Testing SMU 1A Site 10114 Data Summary: PCBs/Mercury/TSS
Table 2a -Effluent Elutriate Testing SMU 1A Site 10114F Data Summary: Ammonia/VOCs
Table 2b -Effluent Elutriate Testing SMU 1A Site 10114F Data Summary: SVOCs
Table 2c -Effluent Elutriate Testing SMU 1A Site 10114F Data Summary: PCBs/Mercury/TSS
Table 3a -Effluent Elutriate Testing SMU 1A Site 10115 Data Summary: Ammonia/VOCs
Table 3b -Effluent Elutriate Testing SMU 1A Site 10115 Data Summary: SVOCs
Table 3c -Effluent Elutriate Testing SMU 1A Site 10115 Data Summary: PCBs/Mercury/TSS
Table 4a -Effluent Elutriate Testing SMU 1A Site 10115F Data Summary: Ammonia/VOCs
Table 4b -Effluent Elutriate Testing SMU 1A Site 10115F Data Summary: SVOCs
Table 4c -Effluent Elutriate Testing SMU 1A Site 10115F Data Summary: PCBs/Mercury/TSS
Table 5a -Effluent Elutriate Testing SMU 1A Site 10116 Data Summary: Ammonia/VOCs

List of Attached Tables (Continued)

Table 5b -Effluent Elutriate Testing SMU 1A Site 10116 Data Summary: SVOCs
Table 5c -Effluent Elutriate Testing SMU 1A Site 10116 Data Summary: PCBs/Mercury/TSS
Table 6a -Effluent Elutriate Testing SMU 1A Site 10116F Data Summary: Ammonia/VOCs
Table 6b -Effluent Elutriate Testing SMU 1A Site 10116F Data Summary: SVOCs
Table 6c -Effluent Elutriate Testing SMU 1A Site 10116F Data Summary: PCBs/Mercury/TSS
Table 7a -Effluent Elutriate Testing SMU 1B Site 10117 Data Summary: Ammonia/VOCs
Table 7b -Effluent Elutriate Testing SMU 1B Site 10117 Data Summary: SVOCs
Table 7c -Effluent Elutriate Testing SMU 1B Site 10117 Data Summary: PCBs/Mercury/TSS
Table 8a -Effluent Elutriate Testing SMU 1B Site 10117F Data Summary: Ammonia/VOCs
Table 8b -Effluent Elutriate Testing SMU 1B Site 10117F Data Summary: SVOCs
Table 8c -Effluent Elutriate Testing SMU 1B Site 10117F Data Summary: PCBs/Mercury/TSS
Table 9a -Effluent Elutriate Testing SMU 1B Site 10118 Data Summary: Ammonia/VOCs
Table 9b -Effluent Elutriate Testing SMU 1B Site 10118 Data Summary: SVOCs
Table 9c -Effluent Elutriate Testing SMU 1B Site 10118 Data Summary: PCBs/Mercury/TSS
Table 10a -Effluent Elutriate Testing SMU 1B Site 10118F Data Summary: Ammonia/VOCs
Table 10b -Effluent Elutriate Testing SMU 1B Site 10118F Data Summary: SVOCs
Table 10c -Effluent Elutriate Testing SMU 1B Site 10118F Data Summary: PCBs/Mercury/TSS
Table 11a -Effluent Elutriate Testing SMU 1B Site 10119 Data Summary: Ammonia/VOCs
Table 11b -Effluent Elutriate Testing SMU 1B Site 10119 Data Summary: SVOCs
Table 11c -Effluent Elutriate Testing SMU 1B Site 10119 Data Summary: PCBs/Mercury/TSS
Table 12a -Effluent Elutriate Testing SMU 1B Site 10119F Data Summary: Ammonia/VOCs
Table 12b -Effluent Elutriate Testing SMU 1B Site 10119F Data Summary: SVOCs
Table 12c -Effluent Elutriate Testing SMU 1B Site 10119F Data Summary: PCBs/Mercury/TSS
Table 13a -Effluent Elutriate Testing SMU 4 Site 40061 Data Summary: Ammonia/VOCs
Table 13b -Effluent Elutriate Testing SMU 4 Site 40061 Data Summary: SVOCs
Table 13c -Effluent Elutriate Testing SMU 4 Site 40061 Data Summary: PCBs/Mercury/TSS
Table 14a -Effluent Elutriate Testing SMU 4 Site 40061F Data Summary: Ammonia/VOCs
Table 14b -Effluent Elutriate Testing SMU 4 Site 40061F Data Summary: SVOCs
Table 14c -Effluent Elutriate Testing SMU 4 Site 40061F Data Summary: PCBs/Mercury/TSS
Table 15a -Effluent Elutriate Testing SMU 4 Site 40062 Data Summary: Ammonia/VOCs
Table 15b -Effluent Elutriate Testing SMU 4 Site 40062 Data Summary: SVOCs
Table 15c -Effluent Elutriate Testing SMU 4 Site 40062 Data Summary: PCBs/Mercury/TSS
Table 16a -Effluent Elutriate Testing SMU 4 Site 40062F Data Summary: Ammonia/VOCs
Table 16b -Effluent Elutriate Testing SMU 4 Site 40062F Data Summary: SVOCs
Table 16c -Effluent Elutriate Testing SMU 4 Site 40062F Data Summary: PCBs/Mercury/TSS
Table 17a -Effluent Elutriate Testing SMU 4 Site 40063 Data Summary: Ammonia/VOCs
Table 17b -Effluent Elutriate Testing SMU 4 Site 40063 Data Summary: SVOCs
Table 17c -Effluent Elutriate Testing SMU 4 Site 40063 Data Summary: PCBs/Mercury/TSS
Table 18a -Effluent Elutriate Testing SMU 4 Site 40063F Data Summary: Ammonia/VOCs
Table 18b -Effluent Elutriate Testing SMU 4 Site 40063F Data Summary: SVOCs

List of Attached Tables (Continued)

Table 18c -Effluent Elutriate Testing SMU 4 Site 40063F Data Summary: PCBs/Mercury/TSS
Table 19a -Effluent Elutriate Testing SMU 6 Site 60098 Data Summary: Ammonia/VOCs
Table 19b -Effluent Elutriate Testing SMU 6 Site 60098 Data Summary: SVOCs
Table 19c -Effluent Elutriate Testing SMU 6 Site 60098 Data Summary: PCBs/Mercury/TSS
Table 20a -Effluent Elutriate Testing SMU 6 Site 60098F Data Summary: Ammonia/VOCs
Table 20b -Effluent Elutriate Testing SMU 6 Site 60098F Data Summary: SVOCs
Table 20c -Effluent Elutriate Testing SMU 6 Site 60098F Data Summary: PCBs/Mercury/TSS
Table 21a -Effluent Elutriate Testing SMU 6 Site 60099 Data Summary: Ammonia/VOCs
Table 21b -Effluent Elutriate Testing SMU 6 Site 60099 Data Summary: SVOCs
Table 21c -Effluent Elutriate Testing SMU 6 Site 60099 Data Summary: PCBs/Mercury/TSS
Table 22a -Effluent Elutriate Testing SMU 6 Site 60099F Data Summary: Ammonia/VOCs
Table 22b -Effluent Elutriate Testing SMU 6 Site 60099F Data Summary: SVOCs
Table 22c -Effluent Elutriate Testing SMU 6 Site 60099F Data Summary: PCBs/Mercury/TSS
Table 23a -Effluent Elutriate Testing SMU 6 Site 60100 Data Summary: Ammonia/VOCs
Table 23b -Effluent Elutriate Testing SMU 6 Site 60100 Data Summary: SVOCs
Table 23c -Effluent Elutriate Testing SMU 6 Site 60100 Data Summary: PCBs/Mercury/TSS
Table 24a -Effluent Elutriate Testing SMU 6 Site 60100F Data Summary: Ammonia/VOCs
Table 24b -Effluent Elutriate Testing SMU 6 Site 60100F Data Summary: SVOCs
Table 24c -Effluent Elutriate Testing SMU 6 Site 60100F Data Summary: PCBs/Mercury/TSS
Table 25a -Effluent Elutriate Testing SMU 7 Site 70048 Data Summary: Ammonia/VOCs
Table 25b -Effluent Elutriate Testing SMU 7 Site 70048 Data Summary: SVOCs
Table 25c -Effluent Elutriate Testing SMU 7 Site 70048 Data Summary: PCBs/Mercury/TSS
Table 26a -Effluent Elutriate Testing SMU 7 Site 70048F Data Summary: Ammonia/VOCs
Table 26b -Effluent Elutriate Testing SMU 7 Site 70048F Data Summary: SVOCs
Table 26c -Effluent Elutriate Testing SMU 7 Site 70048F Data Summary: PCBs/Mercury/TSS
Table 27a -Effluent Elutriate Testing SMU 7 Site 70049 Data Summary: Ammonia/VOCs
Table 27b -Effluent Elutriate Testing SMU 7 Site 70049 Data Summary: SVOCs
Table 27c -Effluent Elutriate Testing SMU 7 Site 70049 Data Summary: PCBs/Mercury/TSS
Table 28a -Effluent Elutriate Testing SMU 7 Site 70049F Data Summary: Ammonia/VOCs
Table 28b -Effluent Elutriate Testing SMU 7 Site 70049F Data Summary: SVOCs
Table 28c -Effluent Elutriate Testing SMU 7 Site 70049F Data Summary: PCBs/Mercury/TSS
Table 29a -Effluent Elutriate Testing SMU 7 Site 70050 Data Summary: Ammonia/VOCs
Table 29b -Effluent Elutriate Testing SMU 7 Site 70050 Data Summary: SVOCs
Table 29c -Effluent Elutriate Testing SMU 7 Site 70050 Data Summary: PCBs/Mercury/TSS
Table 30a -Effluent Elutriate Testing SMU 7 Site 70050F Data Summary: Ammonia/VOCs
Table 30b -Effluent Elutriate Testing SMU 7 Site 70050F Data Summary: SVOCs
Table 30c -Effluent Elutriate Testing SMU 7 Site 70050F Data Summary: PCBs/Mercury/TSS
Table 31 -EET Testing pH Data Summary
Table 32 -EET Testing Dissolved Oxygen Data Summary

List of Attached Tables (Continued)

Table 33 -EET Testing High Resolution Mercury (EPA 1631E) and Methyl Mercury (EPA 1630) Subsequent to 24 hours of Settling
Table 34 -EET Testing Dissolved Oxygen Data Summary (48 hr – 1 month)
Table 35 -EET Testing pH Data Summary
Table 36 -EET Testing Methyl Mercury after 35 days of Settling
Table 37 -Effluent Elutriate Testing Supernatant (Total) Settling Percent Mercury Reduction
Table 38 -Effluent Elutriate Testing Supernatant (Total) Aeration/Settling Percent Total VOC Reduction
Table 39 -Effluent Elutriate Testing Supernatant (Total) Settling – Percent SVOC Reduction (Total)
Table 40 -Proposed Analytical Schedule
Table 40a -Analytical Schedule Conducted
Table 41 –Sampling Deviations from Work Plan
Table 42 -Solids Removal – Particle Size Analysis Data Summary
Table 43 -Granular Activated Carbon (GAC) Pretreatment Total Organic Carbon/Chemical Oxygen Demand Data Summary
Table 44 -Trickling Filter pH, Ammonia, alkalinity Dada Records
Table 45 -Trickling Filter – Reseeding Ammonia, pH, Alkalinity Daily Monitoring
Table 46 -Trickling Filter pH, Ammonia, alkalinity Dada Records
Table 47a -Sediment Characterization VOCs Data Summary
Table 47b -Sediment Characterization SVOCs Data Summary
Table 47c -Sediment Characterization Total Metals/PCBs Data Summary
Table 47d -Sediment Characterization Wet Chemistry Data Summary
Table 48a -Lake Water Characterization VOCs Data Summary
Table 48b -Lake Water Characterization SVOCs Data Summary
Table 48c -Lake Water Characterization Total Metals/PCBs/Wet chemistry Data Summary
Table 49a -SMU 1A Data Summary: VOCs
Table 49b -SMU 1A Data Summary: SVOCs
Table 49c -SMU 1A Data Summary: Metals, PCBs, Inorganic Anions, and Wet Chemistry
Table 50a -SMU 1B Data Summary: VOCs
Table 50b -SMU 1B Data Summary: SVOCs
Table 50c -SMU 1B Data Summary: Metals, PCBs, Inorganic Anions, and Wet Chemistry
Table 51a -SMU 4 Data Summary: VOCs
Table 51b -SMU 4 Data Summary: SVOCs
Table 51c -SMU 4 Data Summary: Metals, PCBs, Inorganic Anions, and Wet Chemistry
Table 52a -SMU 6 Data Summary: VOCs
Table 52b -SMU 6 Data Summary: SVOCs
Table 52c -SMU 6 Data Summary: Metals, PCBs, Inorganic Anions, and Wet Chemistry
Table 53a -SMU 7 Data Summary: VOCs
Table 53b -SMU 7 Data Summary: SVOCs
Table 53c -SMU 7 Data Summary: Metals, PCBs, Inorganic Anions, and Wet Chemistry
Table 54 -SMU 1A pH Titration
Table 55 -SMU 1B pH Titration
Table 56 -SMU 4 pH Titration
Table 57 -SMU 6 pH Titration
Table 58 -SMU 7 pH Titration
Table 59 -Solids Removal – Direct Filtration VOCs Data Summary

List of Attached Tables (Continued)

Table 60 -Solids Removal – Direct Filtration SVOCs Data Summary
Table 61 -Solids Removal – Direct Filtration Metals, PCBs, and Wet Chemistry Data Summary
Table 62 -Ammonia Removal – Breakpoint Chlorination Non GAC Treated Data Summary
Table 63 -Ammonia Removal – Breakpoint Chlorination GAC Treated Data Summary
Table 64 -Ammonia Removal – Potassium Permanganate Non GAC Treated Data Summary
Table 65 -Ammonia Removal – Trickling Filter SMU 1A/1B Data Summary
Table 66 -Ammonia Removal – Trickling Filter SMU 1A/1B Data Summary
Table 67 -Mercury Removal – Hydroxide Precipitation Data Summary
Table 68 -Mercury Removal – Co-Precipitation Data Summary
Table 69 -Mercury Removal – Co-Precipitation SMU 4 Data Summary
Table 70 -Mercury Removal – Co-Precipitation SMU 7 Data Summary
Table 71 -Mercury Removal – GAC Column Testing Data Summary
Table 72 -Mercury Removal – SGAC Column Testing Data Summary
Table 73 -Organic Removal (VOCs) – Trickling Filter SMUa1A/1B Data Summary Column 1 (Influent and Effluent)
Table 74 -Organic Removal (VOCs) – Trickling Filter SMUa1A/1B Data Summary Column 2 (Influent and Effluent)
Table 75 -Organic Removal (SVOCs) – Trickling Filter SMUa1A/1B Data Summary Column 1 (Influent and Effluent)
Table 76 -Organic Removal (SVOCs) – Trickling Filter SMUa1A/1B Data Summary Column 2 (Influent and Effluent)
Table 77 -Organic Removal – Trickling Filter SMU 1A/1B Data Summary: Column 1 (Influent and Effluent) COD, BOD, TSS, TOC
Table 78 -Organic Removal – Trickling Filter SMU 1A/1B Data Summary: Column 2 (Influent and Effluent) COD, BOD, TSS, TOC
Table 79 -Organic Removal (VOCs) SMU 1A/1B Data Summary Column 1 (Influent and Effluent)
Table 80 -Organic Removal (VOCs) SMU 1A/1B Data Summary Column 2 (Influent and Effluent)
Table 81 -Organic Removal (SVOCs) SMU 1A/1B Data Summary Column 1 (Influent and Effluent)
Table 82 -Organic Removal (SVOCs) SMU 1A/1B Data Summary Column 2 (Influent and Effluent)
Table 83 -Organic Removal – Trickling Filter SMU 1A/1B Data Summary: Column 1 (Influent and Effluent) COD, BOD, TSS, TOC
Table 84 -Organic Removal – Trickling Filter SMU 1A/1B Data Summary: Column 2 (Influent and Effluent) COD, BOD, TSS, TOC
Table 85 -Organic Removal (VOCs) – GAC Column Testing Data Summary
Table 86 -Organic Removal (SVOCs) – GAC Column Testing Data Summary
Tables 87 -Organic Removal (PCBs) – GAC Column Testing Data Summary

List of Attached Figures

Figure 1a – EET Testing SMU1A 10114 Volatile Organic Compounds
Figure 1b – EET Testing SMU1A 10114 Semi-Volatile Organic Compounds
Figure 1c – EET Testing SMU1A 10114 Mercury/Total Suspended solids
Figure 1d – EET Testing SMU1A 10114 Ammonia

List of Attached Figures (Continued)

Figure 2a – EET Testing SMU1A 10114F Volatile Organic Compounds
Figure 2b – EET Testing SMU1A 10114F Semi-Volatile Organic Compounds
Figure 2c – EET Testing SMU1A 10114F Mercury
Figure 2d – EET Testing SMU1A 10114F Ammonia
Figure 3a – EET Testing SMU1A 10115 Volatile Organic Compounds
Figure 3b – EET Testing SMU1A 10115 Semi-Volatile Organic Compounds
Figure 3c – EET Testing SMU1A 10115 Mercury/Total Suspended solids
Figure 3d – EET Testing SMU1A 10115 Ammonia
Figure 4a – EET Testing SMU1A 10115F Volatile Organic Compounds
Figure 4b – EET Testing SMU1A 10115F Semi-Volatile Organic Compounds
Figure 4c – EET Testing SMU1A 10115F Mercury
Figure 4d – EET Testing SMU1A 10115F Ammonia
Figure 5a – EET Testing SMU1A 10116 Volatile Organic Compounds
Figure 5b – EET Testing SMU1A 10116 Semi-Volatile Organic Compounds
Figure 5c – EET Testing SMU1A 10116 Mercury/Total Suspended solids
Figure 5d – EET Testing SMU1A 10116 Ammonia
Figure 6a – EET Testing SMU1A 10116F Volatile Organic Compounds
Figure 6b – EET Testing SMU1A 10116F Semi-Volatile Organic Compounds
Figure 6c – EET Testing SMU1A 10116F Mercury
Figure 6d – EET Testing SMU1A 10116F Ammonia
Figure 7a – EET Testing SMU1B 10117 Volatile Organic Compounds
Figure 7b – EET Testing SMU1B 10117 Semi-Volatile Organic Compounds
Figure 7c – EET Testing SMU1B 10117 Mercury/Total Suspended solids
Figure 7d – EET Testing SMU1B 10117 Ammonia
Figure 8a – EET Testing SMU1B 10117F Volatile Organic Compounds
Figure 8b – EET Testing SMU1B 10117F Semi-Volatile Organic Compounds
Figure 8c – EET Testing SMU1B 10117F Mercury
Figure 8d – EET Testing SMU1B 10117F Ammonia
Figure 9a – EET Testing SMU1B 10118 Volatile Organic Compounds
Figure 9b – EET Testing SMU1B 10118 Semi-Volatile Organic Compounds
Figure 9c – EET Testing SMU1B 10118 Mercury/Total Suspended solids
Figure 9d – EET Testing SMU1B 10118 Ammonia
Figure 10a – EET Testing SMU1B 10118F Volatile Organic Compounds
Figure 10b – EET Testing SMU1B 10118F Semi-Volatile Organic Compounds
Figure 10c – EET Testing SMU1B 10118F Mercury
Figure 10d – EET Testing SMU1B 10118F Ammonia
Figure 11a – EET Testing SMU1B 10119 Volatile Organic Compounds
Figure 11b – EET Testing SMU1B 10119 Semi-Volatile Organic Compounds
Figure 11c – EET Testing SMU1B 10119 Mercury/Total Suspended solids
Figure 11d – EET Testing SMU1B 10119 Ammonia
Figure 12a – EET Testing SMU1B 10119F Volatile Organic Compounds
Figure 12b – EET Testing SMU1B 10119F Semi-Volatile Organic Compounds
Figure 12c – EET Testing SMU1B 10119F Mercury
Figure 12d – EET Testing SMU1B 10119F Ammonia
Figure 13a – EET Testing SMU4 40061 Volatile Organic Compounds
Figure 13b – EET Testing SMU4 40061 Semi-Volatile Organic Compounds
Figure 13c – EET Testing SMU4 40061 Mercury/Total Suspended solids

List of Attached Figures (Continued)

Figure 13d – EET Testing SMU4 40061 Ammonia
Figure 14a – EET Testing SMU4 40061F Volatile Organic Compounds
Figure 14b – EET Testing SMU4 40061F Semi-Volatile Organic Compounds
Figure 14c – EET Testing SMU4 40061F Mercury
Figure 14d – EET Testing SMU4 40061F Ammonia
Figure 15a – EET Testing SMU4 40062 Volatile Organic Compounds
Figure 15b – EET Testing SMU4 40062 Semi-Volatile Organic Compounds
Figure 15c – EET Testing SMU4 40062 Mercury/Total Suspended solids
Figure 15d – EET Testing SMU4 40062 Ammonia
Figure 16a – EET Testing SMU4 40062F Volatile Organic Compounds
Figure 16b – EET Testing SMU4 40062F Semi-Volatile Organic Compounds
Figure 16c – EET Testing SMU4 40062F Mercury
Figure 16d – EET Testing SMU4 40062F Ammonia
Figure 17a – EET Testing SMU4 40063 Volatile Organic Compounds
Figure 17b – EET Testing SMU4 40063 Semi-Volatile Organic Compounds
Figure 17c – EET Testing SMU4 40063 Mercury/Total Suspended solids
Figure 17d – EET Testing SMU4 40063 Ammonia
Figure 18a – EET Testing SMU4 40063F Volatile Organic Compounds
Figure 18b – EET Testing SMU4 40063F Semi-Volatile Organic Compounds
Figure 18c – EET Testing SMU4 40063F Mercury
Figure 18d – EET Testing SMU4 40063F Ammonia
Figure 19a – EET Testing SMU6 60098 Volatile Organic Compounds
Figure 19c – EET Testing SMU6 60098 Mercury/Total Suspended solids
Figure 19d – EET Testing SMU6 60098 Ammonia
Figure 20a – EET Testing SMU6 60098F Volatile Organic Compounds
Figure 20c – EET Testing SMU6 60098F Mercury
Figure 20d – EET Testing SMU6 60098F Ammonia
Figure 21a – EET Testing SMU6 60099 Volatile Organic Compounds
Figure 21b – EET Testing SMU6 60099 Semi-Volatile Organic Compounds
Figure 21c – EET Testing SMU6 60099 Mercury/Total Suspended solids
Figure 21d – EET Testing SMU6 60099 Ammonia
Figure 22a – EET Testing SMU6 60099F Volatile Organic Compounds
Figure 22c – EET Testing SMU6 60099F Mercury
Figure 22d – EET Testing SMU6 60099F Ammonia
Figure 23a – EET Testing SMU6 60100 Volatile Organic Compounds
Figure 23c – EET Testing SMU6 60100 Mercury/Total Suspended solids
Figure 23d – EET Testing SMU6 60100 Ammonia
Figure 24a – EET Testing SMU6 60100F Volatile Organic Compounds
Figure 24c – EET Testing SMU6 60100F Mercury
Figure 24d – EET Testing SMU6 60100F Ammonia
Figure 25a – EET Testing SMU7 70048 Volatile Organic Compounds
Figure 25b – EET Testing SMU7 70048 Semi-Volatile Organic Compounds
Figure 25c – EET Testing SMU7 70048 Mercury/Total Suspended solids
Figure 25d – EET Testing SMU7 70048 Ammonia
Figure 26a – EET Testing SMU7 70048F Volatile Organic Compounds
Figure 26b – EET Testing SMU7 70048F Semi-Volatile Organic Compounds
Figure 26c – EET Testing SMU7 70048F Mercury

List of Attached Figures (Continued)

Figure 26d – EET Testing SMU7 70048F Ammonia
Figure 27a – EET Testing SMU7 70049 Volatile Organic Compounds
Figure 27b – EET Testing SMU7 70049 Semi-Volatile Organic Compounds
Figure 27c – EET Testing SMU7 70049 Mercury/Total Suspended solids
Figure 27d – EET Testing SMU7 70049 Ammonia
Figure 28a – EET Testing SMU7 70049F Volatile Organic Compounds
Figure 28b – EET Testing SMU7 70049F Semi-Volatile Organic Compounds
Figure 28c – EET Testing SMU7 70049F Mercury
Figure 28d – EET Testing SMU7 70049F Ammonia
Figure 29a – EET Testing SMU7 70050 Volatile Organic Compounds
Figure 29b – EET Testing SMU7 70050 Semi-Volatile Organic Compounds
Figure 29c – EET Testing SMU7 70050 Mercury/Total Suspended solids
Figure 29d – EET Testing SMU7 70050 Ammonia
Figure 30a – EET Testing SMU7 70050F Volatile Organic Compounds
Figure 30b – EET Testing SMU7 70050F Semi-Volatile Organic Compounds
Figure 30c – EET Testing SMU7 70050F Mercury
Figure 30d – EET Testing SMU7 70050F Ammonia
Figure 31 – Dissolved Oxygen (DO) Concentrations
Figure 32 – Trickling Filter Columns Including Recycle And Aeration
Figure 33 – Titration Curve SMU 1A
Figure 34 – Titration Curve SMU 1B
Figure 35 – Titration Curve SMU 4
Figure 36 – Titration Curve SMU 6
Figure 37 – Titration Curve SMU 7
Figure 38 – Breakpoint Chlorination SMU 1A GAC/non GAC Treated
Figure 39 – Breakpoint Chlorination SMU 1A GAC/non GAC Treated
Figure 40 – Breakpoint Chlorination SMU 1A GAC/non GAC Treated
Figure 41 – Breakpoint Chlorination SMU 1A GAC/non GAC Treated
Figure 42 – Breakpoint Chlorination SMU 1A GAC/non GAC Treated
Figure 43 – Trickling Filter Ammonia
Figure 43 – Trickling Filter TKN
Figure 43 – Trickling Filter Nitrate
Figure 43 – Trickling Filter Alkalinity
Figure 47 – Comparison of Effluent BOD and Effluent Ammonia
Figure 48 – Trickling Filter Media
Figure 49 – Photo Showing Trickling Filter Media Removed from the Column
Figure 50 – Trickling Filter BOD

Executive Summary

Based on the Phase II Work Plan Addendum 5 (December 2006), Phase II SCA confirmational treatability testing was conducted on SMUs 1A, 1B, 4, 6 and 7. The objective of this testing included confirmation of findings of Phase I supernatant screening (which was conducted on SMU 1 only), assessing variability of water characteristics among the various SMUs, developing removal efficiencies for chemical parameters of interest (CPOI) and identifying technologies that should be carried out into pilot scale testing including development of design parameters. The treatment objective is to meet the discharge limits provided by the NYSDEC.

Effluent Elutriate testing (EET) was conducted on 15 discrete sediment samples (three from each SMU area) in order to assess applicability of EET protocol to sample preparation and establishing a sample preparation for ongoing treatability testing. Based on the EET analytical results, samples from SMUs 1A, 1B, 6 and 7 appeared "representative" compared to previous field investigations, and therefore were all deemed applicable to be used for subsequent sample preparation. For SMU 4, only two of the three samples, 40062 and 40063, were used for subsequent testing. Sample 40061 from SMU 4 was considered anomalous and was not used for sample preparation (recommended by the DEC). Additionally, in assessing various aeration times (0 to 60 minutes) and various settling times (0 to 24 hours), it was decided that the published EET methodology (60 minutes aeration and 24 hours settling) would be appropriate for larger-scale sample preparation for subsequent testing.

Composite sediment from each sampling location within SMUs 1A, 1B, 4 and 7 was combined with Lake Water (4:1 volume lake water/volume sediment) to represent the four SMUs for initial characterization. SMU 4 was represented by composite sediment from sampling locations 40062 and 40063, excluding 40061. The mixture was then aerated for 60 minutes followed by a twenty-four hour settling period. The composite sediment, lakewater, sediment/water mixture, supernatant (total and filtered) and settled solids were all sampled and submitted for characterization analyses. The supernatant subsequent to settling, representing the SCA supernatant, was used to conduct the subsequent tests. The following tests were conducted:

- pH titration
- Solids testing
  - particle size distribution
  - Amiad/membrane macro-filtration
- metals removal (focused on mercury removal)
  - hydroxide precipitation
  - co-precipitation with a metal salt
  - adsorption with GAC and sulfur impregnated-GAC
- Organics removal
  - biological oxidation using trickling filter
  - adsorption with GAC
- Ammonia removal
  - breakpoint chlorination
  - potassium permanganate oxidation
  - biological nitrification using trickling filter

The pH of the five SMUs varied considerably. Titration tests were conducted to pH values of 3.0 and 11.0 S.U. and the acid/base consumption was recorded and utilized for subsequent testing.

Solids removal testing consisted of evaluating parameter removal through direct filtration of 1, 2, and 3 μm pore size filters. The various filter sizes used were based on the results of the particle size analysis for the five SMUs. Based on the filtration results, it was decided that the 2um filter would be used for pre-filtering in subsequent testing.

Ammonia removal tests conducted consisted of breakpoint chlorination, potassium permanganate oxidation and nitrification using a trickling filter. The samples were pre-filtered and adjusted to a pH of 7.0 S.U. prior to breakpoint chlorination, which evaluated the oxidation of ammonia using sodium hypochlorite. The samples submitted for analyses were both non-GAC and GAC treated, with the intent of the GAC treatment to reduce or remove oxygen demand that could interfere with the oxidation of ammonia. Oxidation using potassium permanganate was evaluated on pre-filtered and pH adjusted samples at various stoichiometric ratios of potassium permanganate to ammonia. The samples submitted for analyses were also non-GAC and GAC treated. The trickling filter column test employed attached growth biological treatment to remove ammonia. A 50:50 composite of SMUs 1A and 1B, which was pre-filtered and pH adjusted (8.5 S.U.), was used for the trickling filter test. The alkalinity and phosphorus were monitored daily and supplied when necessary to create conditions for optimal ammonia removal.

Mercury removal tests conducted consisted of hydroxide precipitation, co-precipitation and GAC/SGAC column testing. Hydroxide precipitation testing evaluated the effect of pH adjustment using NaOH on mercury removal. Based on hydroxide precipitation results and Phase I SCA data, it was decided that subsequent tests would be conducted at a pH of 8.5 S.U. Also, due to mercury levels at or below the treatment objective of 200 ng/L for SMUs 1A, 1B and 6 supernatant (total and filtered), only SMUs 4 and 7 were evaluated for the remaining mercury removal tests. Co-precipitation testing consisted of using aluminum sulfate and ferric chloride, at various dosages, as co-precipitants to aid in the removal of mercury. Based on the co-precipitation results and historical Honeywell data, aluminum sulfate was selected as the co-precipitant. GAC and SGAC column testing was conducted to assess the effects of carbon adsorption on the removal of soluble mercury.

Organics removal testing consisted of GAC column testing and the trickling filter test. Samples were pre-filtered for the GAC column test and previous SCA supernatant screening indicated that GAC adsorption was effective in organics removal and this was confirmed in the results. The trickling filter test was conducted to evaluate the effectiveness of biological treatment on organics removal. The samples, a 50/50 composite of SMUs 1A and 1B, were pre-filtered and pH adjusted (pH = 8.5 S.U.). Alkalinity and phosphorus were supplied as needed to create an environment for optimal organics removal.

The results for the removal techniques incorporated in the Phase II SCA Treatability Testing are summarized below:

- Ammonia
  - Potassium permanganate oxidation was not effective in meeting treatment objectives for ammonia removal and this is likely attributed to high background oxygen demand.

- Breakpoint chlorination was effective in reducing ammonia below treatment objective (2 mg/L). The oxygen demand varied significantly for GAC and non-GAC treated samples and varied between the SMUs.
- Biological nitrification (trickling filter) was a screening used to assess nitrification potential. Indigenous bacteria versus indigenous plus engineered bacteria were evaluated and there were no measurable differences in performance. Although reduction in ammonia occurred, testing results indicated that operating parameters could be optimized for increased removal, possibly below treatment objectives.

- Metals (focused on mercury)
  - Direct filtration without chemical precipitation was effective meeting treatment objectives for mercury (200 ng/L) for filter pore sizes <2.0 um.
  - Hydroxide precipitation was not as effective alone as combined with co-precipitation. Co-precipitation was effective in meeting mercury limits for all of the SMUs evaluated.
  - GAC and SGAC column tests produced comparable mercury effluent concentrations below treatment objectives after 6 hours of testing. Based on sample volume availability, the columns were operated for 450 bed volumes (120 hours) and the point of exhaustion was not reached.

  - Organics
  - GAC column tests effectively removed target volatile and semi-volatile organic compounds below the treatment objectives. Consistent with the metals removal, the columns were operated for 450 bed volumes (120 hours) and the exhaustion point was not reached.
  - GAC column testing was also effective in the removal of total PCBs below the treatment objective.
  - Biological treatment (trickling filter) was effective in removing target organic compounds, both volatile and semi-volatile, below the individual treatment objectives.

The Phase II SCA confirmational testing was consistent with and confirmed the results of the Phase I SCA supernatant technology screening. Sufficient data were collected to initiate the Initial Design Submittal (IDS).

However, during the execution of this Phase II testing, the option of discharging to the Onondaga County Metropolitan Treatment System (Metro) because feasible and was selected for the final remedy. As such, during the detailed review of this alternative, there were some data gaps identified related to Metro, as well as others to assist in refinement of operational cost projections and final equipment sizing.

The testing recommended to be conducted under the next phase should consist of:

- Metals quantification and removal evaluations for molybdenum, nickel, and silver.
- Solids settling.
- Carbon column exhaustion.

1. Background

Phase II SCA supernatant confirmation treatability testing was conducted in accordance with the Phase II Work Plan-Addendum 5 Water Treatability, Effluent Elutriate, Odor and Column Settling Testing, December 2006 (Attachment 1).

The objectives of this confirmation testing were:

- To confirm the findings of the Phase I SCA supernatant screening test that was conducted in November 2005. A SMU 1 sediment sample was used for the screening testing.
- To assess variability of the supernatant water characteristics resulting from the future dredging of sediment from SMUs 1, 4, 6, and 7 with particular emphasis on mercury and ammonia.
- To confirm that the treatment technologies previously identified using SMU 1 data would also be effective for the other SMUs.
- To develop anticipated removal efficiencies for chemical parameters of interest (CPOIs) and other conventional pollutants of interest to help establish eventual discharge requirements.
- To identify technologies that should be carried into pilot-scale testing and to develop pilot-scale test design parameters.

1.1. Requirements

The testing objectives under this program, as listed above, were consistent to those used under the initial SMU 1 screening conducted in the Fall of 2005, with the following exceptions:

- Mercury testing included evaluating treatment technologies that would achieve a concentration less than 200 nanograms per liter (ng/L or ppt), which were draft treatment objectives provided by the NYS DEC ; and
- Treatment technologies that would achieve ammonia concentrations of less than 10 mg/L (previous testing objective) were evaluated. According to the Phase II Work Plan, the ammonia limit, < 10 mg/L, could be modified by the NYSDEC prior to or during the Phase II testing. Therefore, ammonia removal testing might have to be modified to meet the new limit. However, the treatment level for ammonia was not established during this testing, and therefore, the ammonia testing methods were not modified from the work plan.

1.2. Summary of Phase I SCA Supernatant Screening Testing

O'Brien & Gere conducted SCA supernatant screening treatability testing in November 2005. A composite of SMU 1 sediment sample from the 0-2 meter (0-6.5 feet) depth was used for testing. Onondaga Lake water was used as dilution water at a sediment to water ratio of 1:4 to achieve a 10% solids suspension, similar to that expected from the dredging operation. The testing that was conducted included:

- Initial Characterization;
- TSS reduction tests;

- pH titration;
- Mercury removal tests;
- Organics removal tests;
- Ammonia removal tests

A report was prepared in January 2007 presenting the test results. Based on the particular composite sample used for testing, it was identified that:

- VOCs, SVOCs, ammonia, and total mercury would require treatment;
- TSS, P, total and soluble metals other than mercury, and PCBs may not require treatment; and
- Soluble mercury may require treatment.

It was recommended that confirmation testing be conducted using additional sediment samples to be collected under the Phase II PDI study. The treatability testing described in this section was conducted at O'Brien and Gere's treatability testing laboratories in East Syracuse, New York.

2. Sample Collection and Preparation

Based on the Record of Decision (ROD), the majority of sediments to be dredged are in SMUs 1, 4, 6 and 7. Therefore, materials representative of conditions within these SMUs were collected for use in this Phase II SCA supernatant bench-scale treatability testing. Because the In-lake Waste Deposit (ILWD) in SMU 1 has demonstrated considerable heterogeneity, two sample areas, designated SMU1A and SMU1B (three cores in each area), were identified to represent a range of conditions within the ILWD. Three sample locations within SMU 4 were identified to capture the variability in concentration and grain size given the presence of the Ninemile Creek delta. Three sample locations within SMU 6 and three locations within SMU 7 were identified to cover the majority of the potentially dredged sediment and capture the variability in grain size from the sandy material nearshore to the soft black silt offshore. This resulted in 15 discrete samples from five representative areas: ILWD A (SMU 1A), ILWD B (SMU 1B), SMU 4, SMU 6, and SMU 7. Each sediment sample was approximately 12 gallons and was collected from either the 0-1 meter (0-3.3 ft) depth or the 0-2 meter (0-6.5 ft) depth, depending on the location. Additionally, an aliquot of approximately 540 gallons of the Onondaga Lake water was also collected to prepare these samples. Due to the volume of water required for all the water treatment testing, bulk surface water from the lake was collected offshore of the PDI staging area near the SMU 1/SMU 2 boundary.

The sediment sample locations are presented below:

Table 2-1. *Sediment Sampling Locations.*

SMU	Location
1A	10114
	10115
	10116
1B	10117
	10118
	10119
4	40061
	40062
	40063
6	60098
	60099
	60100
7	70048
	70049
	70050

The Effluent Elutriate Tests (EETs), as described below, were then conducted on each of the 15 samples. Using the results of the EET testing, the three sediment samples representative of each SMU sample were composited to form five final composites. Each of the five wet sediment composites were then combined with the lake water to perform the initial characterization testing.

The supernatant generated from the sediment/lake water composites was used for the following testing: pH titration, TSS reduction, ammonia removal, metals removal, and organics removal.

A sample for nitrification testing using a trickling filter was also collected. Approximately 120 gallons of sediment and 480 gallons of water were required for the nitrification testing. An additional sediment sample was composited from the six locations within the ILWD (SMU 1A/1B) for this testing, as described above.

The sediment, Lake Water, and supernatant generated for testing were stored in a refrigerated trailer in which the temperature was maintained at 45^0F throughout the testing period.

2.1. SCA Supernatant Preparation

The objective of EET testing was to prepare SCA effluent samples that mimic full scale SCA operations. This procedure was also necessary to establish sample preparation for subsequent supernatant testing.

2.1.1. Effluent Elutriate Testing (EET) Methods

An EET was conducted on each of the 15 sediment samples. The EET was conducted in accordance with a modified United States Army Corps of Engineers (USACE) method for evaluation of effluent discharges from confined disposal facilities. The sediment samples solids concentration averaged 50%, therefore each sediment sample was mixed with the lake water at an approximate volumetric ratio of 1:4 (the actual criteria was to obtain a TSS concentration of between 10% and 13%) using a mechanical mixer for 10 – 15 minutes.

Each of the EET tests was conducted in a 6-gallon container, approximately 11 inches in diameter. Approximately 5 gallons of sediment/water mixture was used for each test. The EET volume and corresponding container size were selected to accommodate the amount of sample to be extracted during the EET (intermediate sample collection is not a park of the published USACE protocol). The testing was conducted in an opened-top container consistent with the USACE protocol.

At the completion of the mixing, the sediment/water mixture was aerated using a stone diffuser for a period of 60 minutes, per the USACE protocol, to simulate volatilization due to wind action at the full-scale SCA. Samples for VOCs, ammonia, pH, and dissolved oxygen (DO) analyses were collected at 0, 15, 30, 45, and 60 minutes of aeration.

Subsequent to aeration, each sediment/water mixture was allowed to settle for 24 hours, per the USACE protocol. However, in order to accommodate the needs of this testing program, discrete samples were collected for TSS, mercury (total and filtered), VOCs (total and filtered), SVOCs (total and filtered), DO, and PCBs (total and filtered) at 0, 1, 2, 3, 4, 8, 20, and 24 hours of settling. Ammonia (total and filtered), as well as pH, were analyzed at the end of the 24 hour settling period. In addition, total mercury and total methylmercury were analyzed using low-level methods in 14 of the 15 supernatant samples at the end of the 24-hour settling period, sample 10014 was not collected for analysis due to volume constraints. Although low-level PCBs were not analyzed in the EET testing, as required by the work plan, they were analyzed in the supernatant composites which provides similar information.

The EET data were used to evaluate the effects of aeration duration and settling time on the parameters of concern. Additionally, the quantity of discrete EET test data were used to develop a data set in order to better understand project full-scale SCA effluent characteristics and potential variability across the SMU areas.

Subsequent to the EET testing, one sample from each area was left in place to evaluate changes in dissolved oxygen (DO) and methyl mercury concentrations for an extended time period. The extended DO testing was conducted by allowing the EET testing materials to remain opened to the

atmosphere under quiescent conditions without active aeration. Each working day, the DO was measured at mid-point depth with a DO meter. These data were plotted to understand the potential oxygen depletion over time. This testing was conducted for 30 days. At the end of the 30-day period a sample from each of the bulk supernatants was collected and analyzed for methyl mercury.

2.1.2. EET Test Results

The EET test results are summarized and presented in the following tables and figures:

SMU 1A

- Tables 1 through Tables 6 summarize laboratory data for the EET tests of samples 10114, 10115, and 10116 of SMU 1A.
- Figures 1 through Figures 6 show plots of VOCs, SVOC, mercury, TSS, and ammonia concentrations over time for samples 10114, 10115, and 10116.

SMU 1B

- Tables 7 through Tables 12 summarize laboratory data for the EET tests for samples 10117, 10118, and 10119 of SMU 1B.
- Figures 7 through Figures 12 show plots of VOCs, SVOC, mercury, TSS and ammonia concentration over time for samples 10117, 10118, and 10119.

SMU 4

- Tables 13 through Tables 18 summarize laboratory data for the EET tests for samples 40061, 40062, and 40063 of SMU 4.
- Figures 13 through Figures 18 show plots of VOCs, SVOC, mercury, TSS and ammonia concentration over time for samples 40061, 40062, and 40063.

SMU 6

Tables 19 through Tables 24 summarize laboratory data for the EET tests for samples 60098, 60099, and 60100 of SMU 6.

Figures 19 through Figures 24 show plots of VOCs, SVOC, mercury, TSS and ammonia concentration over time for samples 60098, 60099, and 60100.

SMU 7

- Tables 25 through Tables 30 summarize laboratory data for the EET tests for samples 70048, 70049, and 70050 of SMU 6.
- Figures 25 through Figures 30 show plots of VOCs, SVOC, mercury, and ammonia concentration over time for samples 70048, 70049, and 70050.

It should be noted that SVOCs were not present above the method detection limit for samples 40061, 40061F, 60098, 60098F, 60100, 60100F, 70048F and 70049F and therefore the SVOC plots are not included in the figures for those particular samples.

Tables 31, 32 and 33 summarize the pH, dissolved oxygen (DO) and high resolution/methyl mercury results, respectively, for the 15 sample areas after 24 hours of settling. DO, pH and methyl mercury data for the individual SMUs after 35 days of settling are summarized in Tables 34, 35 and 36, respectively. The oxygen depletion over the 35 day period is plotted in Figure 31.

Percent reductions for mercury, total VOCs, and total SVOCs during the aeration and settling periods are summarized in Tables 37, 38 and 39, respectively. The analytical schedule of compounds analyzed during EET testing are included in Table 40a.

2.2. Sediment/Water Composite Procedure

On January 11, 2007 a review meeting was held with the DEC to present the data from the sediment sampling and EET testing. Based on the initial sediment characteristics and the EET test results, it was decided that SMUs 1A, 1B, 6 and 7 would be represented by compositing equal amounts (8 gallons) of the three samples from each SMU. The SMU 4 composite was represented by equal amounts (12 gallons) of samples from 40062 and 40063, sample 40061 was deemed representative. The 24 gallons of the sediment sample was then homogenized to make the sediment composite.

Additionally, based on the results of the EET testing, it was decided to prepare the samples in accordance with the EET testing protocol of 60 minutes aeration followed by 24 hours of quiescent settling.

The following steps were used to prepare the SCA supernatant for treatability testing:

- Each of the composite sediment samples and the lake water were blended at a ratio of approximately 1:4 (the actual criteria is to obtain a TSS concentration of between 10% and 13% by mass) in a 150-gallon HDPE tank equipped with a vertically-mounted mixer with a high-shear impeller. Initially, the plan was to use a centrifugal recirculating pump in conjunction with the vertically-mounted mixer, in order to supplement the tank mixing and simulate shearing/mixing during hydraulic dredge operations. However, due to the sediment samples containing various sizes of stones that either blocked the pump intake or could enter the pump cavity and damage the pump, it was decided that a recirculation pump would not be used. The duration of this blending was approximately 60 minutes and was conducted until the mixture appeared homogenized.

- The contents of the tank were aerated (while mixing with the vertically-mounted mixer) using a laboratory compressed air supply (air flowrate of 2 cubic feet/minute) and a coarse bubble diffuser for the duration of the blending.

- During mixing and aeration, the mix tank headspace was monitored with a photo ionization detector (PID). The PID measurement was conducted after 10 minutes of mixing at a location of approximately 3 inches above the surface of the tank contents. The PID readings for the five-water/sediment composites are presented below:

Table 2-2. *PID Readings.*

SMU	PID Peak Ppm	PID Average ppm
1A	18.8	2.9
1B	88.6	21.2
4	12.8	6.4
6	3.5	0.3
7	8.8	1.0

Source: O'Brien & Gere Engineers, Inc.

The PID measurement is used to measured gross VOC emission in the air, and is expressed as ppmv, generally benzene equivalent. It is used to indicate the hazardous condition due to VOC emissions at an hazardous waste site. A PID action level is generally established site specific, which may range from 5 to 10 ppmv. The action level is established so that appropriate personal protective equipment (PPE) can be assigned to personnel on the site when the PID concentration is higher than the established action level. The treatability testing facility, where the testing was conducted was equipped with a ventilation hood and two multi-directional ventilation trunks. The PID reading of the treatability testing facility of background air was not detected (0 ppmv).

The PID readings above the mixing tank for SMU 1B (peak of 89 ppmv and average of 21 ppvm) and SMU 4 (peak of 13 ppmv and average of 6 ppmv) exceed the action level of 5 ppmv established as part of the Onondaga Lake Pre-Design Investigation: Phase 1 Project Safety Plan (2005) for level C (respirator and safety controls to supress vapor levels). It should be noted that the PID readings were collected in the headspace of the tank and not where normal breathing occurs., Nevertheless, when conducting tests in the treatability testing lab, appropriate ventilation hoods and trunks were utilized as well as appropriate PPE. It is recommended that action levels, engineering controls and PPE be established for the next phase of work i.e., the SCA WTP Pilot Plant Study.

- Each of the five supernatant samples were decanted after 24 hours of settling and stored in either a refrigerated trailer or the O'Brien & Gere's pilot testing facility's walk-in cooler for utilization throughout the study period. Both storage areas were maintained at a temperature of 45 F.

3. Confirmation Treatability Testing Methods

3.1. Test Deviations from Work Plan

The Work Plan sampling and analytical schedule for the EET, initial characterization and confirmational testing is presented in Table 40. The actual sampling conducted is summarized in Table 40a. The list below summarizes the deviations between the Work Plan testing and the actual work conducted. Although this report documents several deviations from the NYSDEC approved work plan (Parsons and O'Brien & Gere, 2006), this report is in general conformance with respect to the required testing and the deviations did not compromise the objectives, results or conclusions of this program. The conceptual-level treatment system design and cost projections will be provided as a separate submittal in conjunction with the forthcoming pilot–scale testing efforts.

Table 3-1. *Deviations Between Work Plan and Actual Work Conducted.*

Tests	Tests Planned	Tests Conducted
Effluent Elutriate Testing		
a. Sediment pretesting	yes	yes
b. Supernatant (total)	yes	yes(1)
c. Supernatant (filtered)	yes	yes(1)
Initial Characterization		
a. Sediment	yes	yes
b. Lake water	yes	yes
c. Sediment /water mixture	yes	yes
d. Settled sediment	yes	yes
e. Supernatant (total)	yes	yes
f. Supernatant (filtered)	yes	yes
pH Titration	yes	yes
TSS Reduction		
a. Amiad filter	yes	yes
b. Glass fiber filter	no	yes(2)
Ammonia Removal		
a. Breakpoint chlorination	yes	yes
b. $KMnO_4$ oxidation	yes	yes
c. Trickling filter	yes	yes(3)
Mercury Removal		
a. Hydroxide precipitation	yes	yes
b. Co - precipitation	yes	yes(4)
c. GAC column test	yes	yes(4)
d. SGAC column test	yes	yes(4)

Table 3-1. *Deviations Between Work Plan and Actual Work Conducted.*

Tests	Tests Planned	Tests Conducted
Organics Removal		
a. Trickling filter	yes	yes(3)
b. GAC column test	yes	yes

Notes:
(1) Due to insufficient sample volume, some of the aeration/settling times were not sampled (i.e., 15 and 45 minutes during aeration and 3 and /or 20 hours during settling) for certain samples.
(2) The Amiad filter vendor could only provide filters rated at 2 and 3 um. A 1 um glass fiber filter was added in the solids removal testing.
(3) Initially, the trickling filter test was planned to run for 1 month. The test ran for 3 weeks and due to insufficient ammonia removal, it was stopped, reseeded and run for another 3 weeks.
(4) These tests were conducted on SMUs 4 and 7 only, where the mercury concentrations were at or above the projected limits. SMUs 1A, 1B and 6 had mercury concentrations below the projected limits.

The specific sampling and analyses that deviated from the Work Plan are presented in Table 41. This table accounts for every analysis conducted and summarizes the differences between Table 40 and table 40a.

3.2. Characterization

The characterization testing was performed on each of the five composited SMU samples. For each composited SMU sample, the following media were sampled for the initial characterization:

- Composited sediment;
- Lake water used for mixing with the composite sediment;
- Sediment/water composite;
- Settled supernatant-total
- Settled supernatant composite-filtered; and
- Settled solids.

Table 40a lists the sampling matrix and analytical schedule for the initial characterization.

3.3. Confirmation Treatability Testing Methods

The testing described below (with the exception of the Trickling Filter) was performed on each of the five supernatant composite samples generated. The Trickling Filter testing was conducted using a 50/50 mixture of SMUs 1A and 1B.

The Phase II testing efforts were designed to provide information on potentially applicable unit processes as previously identified and stated in the Statement of Work, a component of the Consent Decree (NYSDEC, 2006). Tests conducted under this scope consisted of:

- pH titration
- Solid removal tests
    - Particle size distribution
    - Amiad macro-filtration
    - Membrane filtration

- Ammonia removal tests
  - Break-point chlorination
  - Chemical oxidation with potassium permanganate
  - Trickling filter
- Mercury removal tests
  - Hydroxide precipitation
  - Co-precipitation
  - Granular Activated Carbon (GAC) column
  - Sulfur-impregnated Granular Activated Carbon (SGAC) column
- Organic removal tests
  - Trickling filter tests
  - GAC column tests

The sampling matrix and analyses for the above tests are included in Table 40a. Test objectives and test methods for each of the tests identified above are presented below.

3.3.1. pH titration

Objective

The objective of this task was to evaluate the amount of acid or base required to adjust the pH value of the composite wastewater.

Method

Titrations to pH values of 3.0 and 11.0 S.U. were conducted on two 1-L samples of the supernatant using H_2SO_4 and NaOH, respectively.

During the titration, quantity of reagent added, solution pH, solution temperature, and physical changes (color, odor, and solids formation) were qualified and/or quantified. Two titrated samples were collected at pH of 3.0 and 11.0 for TSS analysis.

3.3.2. Solids Removal Tests

Objective

The objective of this test was to evaluate parameter removal through direct filtration.

Method

Prior to the filtration tests, particle size distribution of the supernatant water was conducted to aid in the selection of effective filter pore sizes for testing. The particle size analysis summary is presented in Table 42.

Filtration tests were conducted using an Amiad thread cassette filter and glass fiber filter. Based on the particle size distribution analysis, most (generally greater than 90%) particles in the five supernatants were in the 1µm to 5µm range and the average particle sizes were between 1µm and 3µm. Therefore, three filter pore sizes, 1µm, 2µm, and 3µm, were selected for the filtration tests. A 1µm filter was not available from Amiad. Therefore, filtration tests using 2µm and 3µm Amiad filters and a 1µm glass fiber filter were conducted for each of the five SCA supernatant samples. A filtrate sample was collected for TSS, VOCs, SVOCs, ammonia, PCBs, TOC, and metals analyses.

Based on the filtration test results, it was decided that the 2µm Amiad filter be used for pretreatment of the supernatant for subsequent tests.

3.3.3. Ammonia Removal Tests

In order to assess the effect of COD and other adsorbable oxidant-consuming constituents, ammonia removal tests were conducted on both non-GAC and GAC pretreated samples for breakpoint chlorination and potassium permanganate oxidation. For the trickling filter, tests were conducted on pre-filtered samples only (no jar).

a. Break-Point Chlorination/Dechlorination

Objective

The objective of the breakpoint chlorination tests was to evaluate the effectiveness of ammonia oxidation using chlorine.

Method

Each of the five composite samples was pre-filtered with a 2µm Amiad filter and pH adjusted to 7 SU using a dilute sulfuric acid solution. Break-point chlorination tests were conducted on both GAC and non-GAC pretreated samples. For each of the GAC pretreated samples, raw supernatant from each SMU was passed through a 1-1/8" diameter glass column containing approximately 250 ml of GAC. The column provided an empty bed contact time of 15 minutes. Approximately 4 L of the GAC pretreated effluent was collected from each of the 5 SMUs. Column influent and effluent samples were collected from each of the GAC columns for COD and TOC analyses to verify that organics were removed by the GAC. The results of the analyses are summarized in Table 43.

A 6% sodium hypochlorite (NaClO) stock solution was used as the source of chlorine. For testing, the 6% sodium hypochlorite solution was diluted to a 2% sodium hypochlorite working solution. Small increments of the 2% sodium hypochlorite solution were added to a 2-L aliquot of the supernatant sample. The test aliquot was allowed to mix for three minutes after each addition of the sodium hypochlorite. Following the mixing period, a small amount of sample was collected from the test aliquot to quantify the residual chlorine concentration using a HACH® spectrophotometer. Additionally, samples from the test aliquot were collected for ammonia analyses via laboratory quantification. The oxidation test was continued until the break-point occurred (i.e., increasing free residual chlorine concentration in the test aliquot). Eight additional oxidant dosages were administered subsequent to the identified break-point. A break-point chlorination curve was constructed for each of the ten test samples evaluated.

b. Chemical Oxidation Using Potassium Permanganate

Objective

The objective of the chemical oxidation test was to evaluate the effectiveness of potassium permanganate ($KMnO_4$) for the oxidation of ammonia.

Method

Pretreatment

Each of the SMU samples were pre-filtered through a 2µm Amiad filter and pH adjusted to 7 S.U. using a dilute sulfuric acid solution. Oxidation tests were conducted on both GAC and non-GAC pretreated samples. For each of the GAC pretreated samples, raw supernatant from each SMU was passed through a 1-1/8" diameter glass column containing approximately 250 ml of GAC. The column provided an empty bed contact time of 15 minutes. Approximately 4 L of the GAC pretreated effluent was collected from each of the 5 SMUs. Column influent and effluent samples were collected from each of the GAC columns for COD and TOC analyses to verify that organics were removed by the GAC. The results of the analyses are summarized in Table 43.

Ammonia Removal
Potassium permanganate was evaluated at 2x, 3x, and 5x theoretical stoichiometric ratios of $KMnO_4$ to ammonia. Each test was conducted on a one-liter aliquot. Following addition of the $KMnO_4$, each test aliquot was allowed to mix for 30 minutes. Oxidized samples were collected for ammonia analysis at 15 and 30 minutes of oxidation time.

c. Nitrification Using Trickling Filter
Objective
The objective of the trickling filter testing was to evaluate the feasibility of employing attached growth biological treatment to nitrify ammonia.

Method
Two 6-inch diameter PVC columns (0.2 ft^2 of surface area) containing 2 feet of random packed plastic media (Jaeger Environmental, 5/8" Nor Pac with a specific surface area of approximately 100 ft^2/ft^3) were used for nitrification tests. This testing was conducted on a composite sample of SMU 1A and SMU 1B supernatants. The sample for testing was pre-treated by filtering through a 2µm Amiad filter and pH adjusting to 8.5 S.U.

A nitrifying culture (mixed liquor) from the City of Oneida, NY Publicly Owned Treatment Works (POTW) was used as the seed organisms for each column. In addition, the second column was spiked with commercially available, engineered nitrifier organisms (Microcat® supplied Bioscience) to assess the performance difference between indigenous and engineered performance organisms.

The mixed liquor was spiked with ammonia at ~30 mg/L using reagent-grade ammonia chloride and pumped through the column to circulate for seven days to allow attachment of the organisms to the plastic media. Alkalinity was supplemented as necessary. Following the acclimation period, each column was fed with SCA supernatant. Each column was loaded at a hydraulic loading rate of 25 gpd/ft^2 of feed sample (13 ml/min). Recycle stream flow was 100% (13 ml/min). Oxygen for both columns was supplied using countercurrent filtered compressed air at an airflow rate of 1 scfm. Alkalinity (using sodium carbonate or soda ash) was supplemented as necessary, at a ratio of alkalinity to ammonia of 7.14 to 1. The feed solution pH was adjusted to 8.5 S.U. using a dilute sulfuric acid solution following the ammonia spiking and alkalinity supplement.

The column influent samples were collected 2 times/week/column for ammonia analysis. The effluent samples were collected 10 times/week/column for ammonia analysis. Additional parameters analyzed during testing are identified on Table 40a.

During trickling filter testing, pH, alkalinity, and ammonia were monitored daily by using field instruments. Daily logs were maintained during the duration of testing and are summarized in Table 44. Phosphoric acid, alkalinity, and/or caustic were added as appropriate during the testing in order to maintain appropriate nutrient and pH conditions.

According to the Work Plan, it was planned to operate both columns at the same time for 1 month following a one week period of acclimation. However, the test results for ammonia, pH, and alkalinity for both columns during the first three weeks of testing indicated that degradation of ammonia in each column was not occurring, which was most likely due to insufficient nitrifier population attached on the filter media. Therefore, both columns were reseeded for three weeks using a new nitrifying mixed liquor from the Oneida POTW. Consistent with the initial seeding effort, in addition to the Oneida POTW mixed liquor, engineered nitrifier organisms were also added to column

two feed. During this reseeding period, the column effluent samples were collected daily from both columns and tested for ammonia, pH, and alkalinity. The daily monitoring results from the reseeding are summarized in Table 45.

Following the reseeding period, each column was fed with the supernatant sample. The influent supernatant was spiked with ammonia (~50 mg/L), and alkalinity and phosphorus were also supplemented as required. The influent pH was adjusted to 8.5 S.U. following the ammonia spiking and alkalinity supplement. Both columns were sampled daily and monitored for pH, ammonia and alkalinity and the results are summarized in Table 46.

Following the three-week reseeding period, both columns were tested for three weeks. During the first two weeks, the effluent recycle for each of the columns was increased to 200% (26 ml/min). Results for effluent ammonia indicated that nitrification was occurring in both columns but did not meet the treatment objective of 2 mg/L. Therefore, recycle to column 1 (indigenous nitrifier) was increased to 400% (52 ml/min) during the third week of testing while the column 2 (indigenous nitrifier plus engineers nitrifier) recycle was increased to 300% (39 ml/min).

Figure 32 shows a photo the two trickling filter columns, recycle reservoirs, recycle, and influent pumps.

3.3.4. Mercury Removal Tests

Mercury removal tests were conducted on the five SCA supernatant samples. The most effective test conditions were repeated and analyzed for mercury using the low-level detection method (USEPA 1631).

a. Hydroxide precipitation

Objective

The objective of this test was to evaluate the effect of pH adjustment using sodium hydroxide (NaOH) for metals removal.

Method

The hydroxide precipitation test involved addition of small increments of a dilute NaOH or sulfuric acid solution to a 2-L aliquot of the composite supernatant sample until a final pH of 11.0 S.U. was achieved. 50-ml aliquots of the pH-adjusted sample were collected at pH values of 8.0, 8.5, 9.0, 9.5, 10.0, 10.5, and 11.0 S.U. Each of the 50-mL aliquots was filtered through a 0.45µm pore size filter. The filtrate was quantified for metals. A control sample (no NaOH added) was analyzed for both total and soluble metals (filtered sample).

b. Co-Precipitation

Objective

The objective of co-precipitation tests was to assess whether additional soluble mercury could be removed via surface adsorption with an addition of a co-precipitant.

Method
Based on the hydroxide precipitation test results, co-precipitation tests were conducted at the natural pH and at a pH of 8.5. Given that mercury was detected at or below the treatment objective of 200 ng/L in the composite supernatant samples in SMUs 1A, 1B, and 6, only supernatant samples from SMUs 4 and 7 were used for the co-precipitation tests. Alum and ferric chloride were used as co-precipitants. Each of the co-precipitants was evaluated at dosages of 20, 30, and 40 mg/L.

Following chemical addition, each test aliquot was mixed rapidly for 30 seconds, followed by flocculation for 15 minutes and quiescent settling for 60 minutes. At the end of the settling period, a settled supernatant sample was collected from each test aliquot for total and filtered (0.45 μm pore size filter) metals analyses. The settled sludge volume was recorded. A sample of the settled sludge was collected for percent solids analysis.

Based on the co-precipitation test results, one co-precipitation test was repeated on a SMU 7 sample to collect a treated sample for high-resolution mercury analysis by the EPA Method 1631 and methyl mercury analysis using EPA Method 1630.

c. GAC Column Tests
Objective
The objective of this test was to assess whether GAC would be effective in the removal of soluble mercury from the SCA effluent.

Method
This testing was conducted in conjunction with organics removal testing (see organics removal section below for detail). The GAC column was sampled on the same frequency as listed in the organics removal section.

d. SGAC Column Tests
Objective
The results of the previous SCA supernatant screening indicated that sulfur impregnated GAC (SGAC) was effective in removal of soluble mercury. The objective of this test was to confirm the Phase I screening results.

Method
Two 1-1/8" ID glass columns containing SGAC were constructed and used for testing. Solids pretreated SCA supernatant samples from SMUs 4 and 7 were used for evaluation. One column was fed with SMU 4 supernatant and one column was fed with SMU 7 supernatant. Each of the columns provided an empty bed contact time of 15 minutes, and a hydraulic loading rate of 1 gallon/minute/square foot (gpm/ft^2). Column effluent samples were collected at 4, 6, 12, and 24 hours for the first 24 hours and at 12-hour intervals for the next four days. It was anticipated that a large amount of water sample would be used to run the column until mercury breakthrough. Therefore, it was decided that the columns would be tested for five days.

Each sample was submitted for total mercury analyses using EPA Method 1631.

3.3.5. Organics Removal

Objective

The objective of this test was to evaluate the effectiveness of organic removal options by biological treatment (trickling filter) and GAC adsorption.

a. Trickling filter

To evaluate the effectiveness of biological treatment removal for organic compounds, the effluent of each trickling filter column (see section on ammonia removal tests above for detail) was tested five times per week and analyzed for filtered COD, VOCs, and SVOCs. Each column influent was collected two times per week and analyzed for soluble COD, VOCs, and SVOCs.

b. GAC Adsorption

Objective

The results of the previous SCA supernatant treatability testing indicated that GAC was effective in the removal of organics. The objective of this test was to confirm the Phase I screening results.

Method

A 1-1/8" diameter glass column containing FS 300 GAC (Calgon) was used for testing. The SCA supernatant sample used for column feed was pretreated through a 2µm Amiad filter. The columns provided an empty bed contact time of 15 minutes, and were operated at a hydraulic loading of approximately 1 gpm/ft^2. Column effluent samples were collected at 4, 6, 12, and 24 hours for the first 24 hours and at 12-hour intervals thereafter until the breakthrough occurs. Samples were analyzed for VOCs, and SVOCs. Samples for PCBs were collected at 24 hr intervals and were submitted for quantification using EPA Method 1668A.

4. Treatability Test Results and Discussion

The following sections present the characterization results, confirmation test results, and provides a general discussion of these results.

4.1. Characterization results

EET Raw Sediment for Compositing
Tables 47 a, b, c and d summarize raw sediment characterization data collected from 15 locations. Note that the parameters detected above the practical quantitation limit (PQL) and also the parameter detected less than the PQL but greater than the method detection limit (MDL) or "J" values are shown in bold font.

The characterization results (range, maximum, and minimum concentrations) for the chemicals parameters of interest (CPOI), including total VOCs, total SVOCs, ammonia, mercury, and methyl mercury are summarized below:

Table 4-1. *Characterization Results for Chemical Parameters of Interest.*

	Range	Maximum		Minimum	
Parameter	mg/kg-dry	mg/kg-dry	SMU/Location	mg/kg-dry	SMU/Location
Total VOCs	ND - 1,122	1,122	1B/10117	Not detected	6/60098
Total SVOCs	ND – 350	350	1A/10114	Not detected	4/400616/60098
Ammonia	0.35 – 16	16	6/60099	0.35	4/40061
Mercury	0.27 – 82	82	4/40062	0.27	6/60100
Methyl mercury (µg/kg-dry)	0.122-36	36	7/70049	0.122	4/40061

Lakewater data
Tables 48a,b and c summarize the Lake water data.

The Lake water data indicated that VOCs and SVOCs were not detected at a concentration above the PQLs. Mercury was not detected above the PQL concentration of 0.0002 mg/L (200 ng/L). Ammonia was detected at 0.13 mg/L.

Sediment, settled sediment, sediment/water mix, supernatant (total and filtered)
Tables 49a, b and c summarize VOCs, SVOCs, and other scheduled analytes data, respectively, for SMU 1A. Each of the tables contain the analyzed characteristics for the composite sediment, settled sediment following 24 hours of settling, sediment/water mix, and supernatant following 24 hours of settling (total and filtered).

Tables 50a, b and c summarize VOCs, SVOCs, and other scheduled analytes data, respectively for SMU 1B. Each of the tables contain the analyzed characteristics for the composite sediment, settled sediment following 24 hours of settling, sediment/water mix, and supernatant following 24 hours of settling (total and filtered).

Tables 51a, b and c summarize VOCs, SVOCs, and other scheduled analytes data, respectively for SMU 4. Each of the tables contain the analyzed characteristics for the composite sediment, settled

sediment following 24 hours of settling, sediment/water mix, and supernatant following 24 hours of settling (total and filtered).

Tables 52a, b and c summarize VOCs, SVOCs, and other scheduled analytes data, respectively for SMU 6. Each of the tables contain the analyzed characteristics for the composite sediment, settled sediment following 24 hours of settling, sediment/water mix, and supernatant following 24 hours of settling (total and filtered).

Tables 53a, b and c summarize VOCs, SVOCs, and other scheduled analytes data, respectively for SMU 7. Each of the tables contain the analyzed characteristics for the composite sediment, settled sediment following 24 hours of settling, sediment/water mix, and supernatant following 24 hours of settling (total and filtered).

Based on the initial characterization results for the supernatant (total and filtered), parameters exceeding the draft SCA effluent limits are summarized below. It should be noted that this summary includes detected constituents only. For a full list of parameters analyzed, refer to Tables 40a and 49 through 53.

Table 4-2. *Parameters Exceeding Draft SCA Effluent Limits.*

SMU	Parameter	SCA WTP	Supernatant			
		Effluent Limit	total		filtered	
1A	pH (S.U.)	6.0-9.0	11.6	a	N/A	--
	Ammonia (mg/L)	2	16	a	16	a
	Phosphorus (mg/L)	0.2	0.73	a	<0.10	b
	BOD_5 (mg/L)	45	170	a	170	a
	COD (mg/L)	45	280	a	360	a
	Benzene (ug/L)	5	252	a	233	a
	Chlorobenzene (ug/L)	10	152	a	142	a
	1,2-Dichlorobenzene (ug/L)	10	182	a	162	a
	1,4-Dichlorobenzene (ug/L)	10	125	a	110	a
	1,3,5-Trimethylbenzene (ug/L)	10	280	a	255	a
	Toluene (ug/L)	5	660	a	610	a
	Xylenes, Total (ug/L)	15	2300	a	2080	a
	Naphthalene (ug/L)	10	2700	a	2400	a
	Phenol (ug/L)	25	930	a	970	a
1B	pH (S.U.)	6.0-9.0	12.5	a	N/A	--
	Ammonia (mg/L)	2	16	a	16	a
	BOD_5 (mg/L)	45	170	a	190	a
	COD (mg/L)	45	390	a	560	a
	Mercury (ng/L)	200	210	a	69 J	b
	Benzene (ug/L)	5	395	a	342	a
	Chlorobenzene (ug/L)	10	4760	a	4210	a
	1,2-Dichlorobenzene (ug/L)	10	2380	a	2060	a
	1,4-Dichlorobenzene (ug/L)	10	3370	a	2900	a
	1,2,4-Trichlorobenzene (ug/L)	10	2755	a	2250	a
	1,3,5-Trimethylbenzene (ug/L)	10	120 J	a	105 J	a
	Toluene (ug/L)	5	225	a	182	a
	Xylenes, Total (ug/L)	15	1660	a	1450	a
	Naphthalene (ug/L)	10	2600	a	2300	a

Table 4-2. *Parameters Exceeding Draft SCA Effluent Limits.*

SMU	Parameter	SCA WTP			Supernatant	
	Phenol (ug/L)	25	520	a	570	a
4	Ammonia (mg/L)	2	11	a	11	a
	COD (mg/L)	45	42	b	49	a
	Mercury (ng/L)	200	220	a	<200	b
	Xylenes, Total (ug/L)	15	311,c	a	130 ,c	a
	Phenol (ug/L)	25	49	a	65	a
6	Ammonia (mg/L)	2	34	a	33	a
	Phosphorus (mg/L)	0.2	0.23	a	<0.10	b
	COD (mg/L)	45	53	a	42	b
	Naphthalene (ug/L)	10	24	a	21	a
7	Ammonia (mg/L)	2	46	a	46	a
	Phosphorus (mg/L)	0.2	0.26	a	<0.20	b
	COD (mg/L)	45	98	a	69	b
	Mercury (ng/L)	200	940	a	50 J	b
	Benzene (ug/L)	5	9.3	a	4.01	b
	Chlorobenzene (ug/L)	10	69.7	a	23.5	a
	1,2-Dichlorobenzene (ug/L)	10	22.5	a	7.39	b
	1,3-Dichlorobenzene (ug/L)	10	530	a	1.38	b
	1,4-Dichlorobenzene (ug/L)	10	59.1	a	13.8	a
	1,3,5-Trimethylbenzene (ug/L)	10	14.2	a	5.82	b
	Toluene (ug/L)	5	11.1	a	4.24	b
	Xylenes, Total (ug/L)	15	61.6	a	22.9	a
	Naphthalene (ug/L)	10	140	a	110	b

Notes:
a = Compound detected above permissible limits, b = Compound detected below permissible limits
c = sample exceeded holding times for analysis
Only compounds exceeding limits are listed

In general, the analytical results for initial sediment concentrations were "representative" in comparison to both Phase I SCA treatability testing and the larger set of analytical data from the in-field PDI investigation. Only samples 40062 and 40063 from SMU 4 were used for compositing and subsequent testing (sample 40061 was excluded) but it was deemed that each of the 3 discrete sample locations within SMUs 1A, 1B, 6 and 7 were representative and usable for compositing and subsequent treatability testing, as can be seem in the following summary:

Table 4-3. *Summary of Sediment Characteristics.*

		Chlorobenzene		Napthalene		Mercury		Ammonia	
SMU	Sample	In field PDI Range	Phase II Result	In field PDI Range	Phase II Result	In field PDI Range	Phase II Result	In field PDI Range	Phase II Result
1A	10114	11 to 30	8.3	>300	510	2 to 3	1.4	150 to 350	60
	10115	<10 to 30	4.3	101 to >300	210	<1 to 3	1	<150 to 250	72
	10116	<10	5.2	31 to 300	360	<1 to 3	1.1	250 to 350	62
1B	10117	31 to 300	170	101 to 300	230	4 to 30	11	150 to 250	52
	10118	11 to 300	43	31 to >300	140	4 to 30	23	150 to 350	84
	10119	101>300	120	101 to >300	240	11 to 30	19	250 to >350	60
		Total VOCs		**Total SVOCs**		**Mercury**		**Ammonia**	
SMU	**Sample**	**In field PDI Range**	**Phase II Result**	**In field PDI Range**	**Phase II Result**	**In field PDI Range**	**Phase II Result**	**In field PDI Range**	**Phase II Result**
4	40062	ND	ND	ND	ND	<1 to >30	82	ND	62
	40063	ND	ND	ND	ND	<1 to >30	37	<150	22
6	60098	<10	0.007	<10 to 30	0.8	<1	0.13	<150	26
	60099	<10	16.6	11 to 100	189	4 to 10	9	<150	320
	60100	<10 to 30	0.4	11 to 100	47.6	<1 to 3	0.27	150 to 250	50
7	70048	<10	4.5	<10 to 300	31.4	<1 to 30	2.3	<150 to 250	48
	70049	<10 to 300	163	11 to 100	208	11 to 30	29	>350	260
	70050	<10 to 300	107	11 to 100	143	4 to >30	23	>350	300

Notes: ND – Not detected above Practical Quantitation Limit.
Mercury, VOCs and SVOCs are expressed in mg/Kg – dry.
Initial ammonia analyses on sediment were conducted on a leachate generated according to ASTM D 3987-50 and initial results are soluble concentrations of the analyte (mg/L). Ammonia results presented are initial results (mg/L) multiplied by a factor of 20 to obtain mg/Kg–dry per TCLP guidance for comparison to other parameters.

4.1.1. EET Testing Results

As a means to select this program's sample preparation method, the EET results are presented in detail under the Sample Preparation Section 2.1.2. In summary, the following discussion of EET testing results are presented by constituent grouping:

Organics

Within each of the SMUs, the initial concentrations of organic compounds were generally of the same relative concentration. SMU 1B indicated the highest initial concentration, followed by SMU 1A, then SMU 7, SMU 4 and SMU 6, which contained the lowest (in many cases non-detectable) initial organic compound concentrations.

Since the EET aeration testing is designed to simulate wind action and turbulence plus the settling period to simulate solids partitioning from the water column of a full-scale SCA, the amount of organics remaining after aeration and settling in the EET testing were of interest. As a summary to Tables 1 through 30 and Figures 1 through 30, the following table provides an example of percent removal of select VOCs:

Table 4-4. *Percent Removal of Select VOCs.*

Parameter	%-Removal Aeration	%-Removal Settling	%-Removal Total
1,2-Dichlorobenzene	49%	57%	80%
Benzene	83%	50%	89%
Chlorobenzene	77%	57%	91%
Naphthalene	27%	64%	73%
Xylenes	70%	54%	88%

Although VOCs were removed through the EET procedure, the remaining concentration was significantly above treatment objectives and requires treatment.

PCBs
Consistent with the initial characterization, PCBs were detected in two samples within SMU 7 (70049 and 70050).

Ammonia
Consistent with the volatile organics evaluation, since the EET aeration testing is designed to simulate wind action and turbulence plus and the settling period to simulate solids partitioning from the water column of a full-scale SCA, the amount of ammonia remaining after aeration and settling in the water column were of interest.

As a summary to Tables 1 through 30 and Figures 1 through 30, the following table provides an example of residential ammonia concentrations after each step of the EET procedure:

Table 4-5. *Ammonia Concentrations during EET Procedures.*

		Total Ammonia			Dissolved Ammonia		
SMU	Sample	Initial	Setting	Final	Initial	Settling	Final
SMU 1A	10114	13	14	6.1	15	14	6.9
	10115	15	15	9.3	17	15	9.2
	10116	17	16	9.7	17	17	9.9
SMU 1B	10117	9.9	12	7.2	13	11	7.5
	10118	12	13	8.3	14	13	8
	10119	15	16	15	19	18	14
SMU 4	40061	3.1	2.8	1.8	1.8	1.7	1.8
	40062	19	18	17	16	6.7	18
	40063	17	6.1	5.9	6	5.7	5.9
SMU 6	60098	11	8.3	7.7	7.6	7.6	7.5
	60099	100	88	76	81	81	78
	60100	16	17	13	12	13	13
SMU 7	70048	82	12	11	62	11	11
	70049	12	85	71	11	74	71
	70050	92	88	70	64	76	69

The ammonia demonstrated about a 5% loss during aeration and about 25% overall. However, as can be seen when comparing the final total and dissolved values, what is in the water column after aeration and settling is dissolved and cannot be removed by further sedimentation or filtration.

Mercury
The mercury within each of the EET samples was significantly associated with the particulate either through being in particulate form (e.g., $Hg[OH]_2$) due to the alkaline pH or adsorbed to the sediments.

Related to suspended solids, in general, each of the EET samples were completely settled in less than the 8 hour testing duration. This is indicated in the settling results discussed in Section 2, and emphasized by the following figure which compares the initial mercury concentration in EET to the total mercury concentration in the sediment for each of the 15 EET samples.

30 Day DO and Methyl Mercury Evaluation

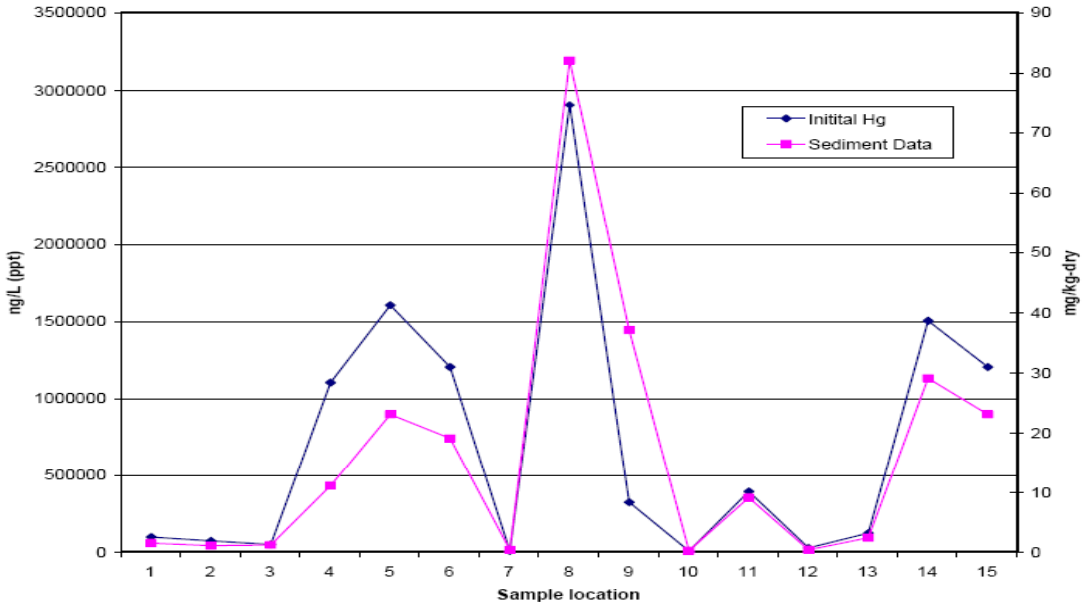

The following provides a summary of data presented in Section 2:

Table 4-6. *30-Day Results for pH, Dissolved Oxygen, Methyl Mercury.*

		Initial			Final (30 days)		
Area	Location	pH (SU)	DO (mg/L)	Me-Hg (ng/L)	pH (SU)	DO (mg/L)	Me-Hg (ng/L)
SMU 1	10117	12.1	9.4	2.11	7.9	4.9	0.223
SMU 4	40062	8.5	11.2	19.9	7.7	5	<0.05
SMU 6	60099	7.9	2	15.3	7.9	5.5	<0.05
SMU 7	70048	7.8	10	4.64	7.8	5.6	0.206

In general, the quiescent sedimentation did not appear to drive the water column to a significant anoxic state, and there appeared to be no methyl mercury generation in the water column. The quantification and interpretation of the final methyl mercury values as related to full-scale operations is out of the scope of this treatability evaluation.

4.2. Confirmation Treatability Testing Results

4.2.1. pH titration

Tables 54 to 58 present the pH titration test results for all five SMUs (1A, 1B, 4, 6 and 7).

The sulfuric acid and sodium hydroxide consumption for titrations to pH 3 and 11 S.U. are summarized below.

Table 4-7. *Summary of Sulfuric Acid/Sodium Hydroxide Consumption.*

Supernatant	Initial pH	Endpoint pH	Sulfuric Acid Used		Endpoint pH	Sodium Hydroxide Used	
	S.U.	S.U.	Meq/L	mg/L	S.U.	meq	mg/L
SMU 1A	11.6	3.0	7.8	382	11.0	---	---
SMU 1B	12.5	3.0	12.3	600	11.0	---	---
SMU 4	7.4	3.0	3.1	150	11.0	3.3	130
SMU 6	8.1	3.0	8.0	392	11.0	9.3	372
SMU 7	8.1	3.0	10.0	490	11.0	13.7	548

Source: O'Brien & Gere Engineers, Inc.

Figures 33 to 37 present the pH titration results of Tables 54 to 58 graphically.

4.2.2. Solids Removal Tests

The removal of VOCs and SVOCs through direct filtration for the five SMUs are presented in Tables 59 and 60 respectively. Table 61 summarizes the removal of metals (including mercury), PCBs, ammonia, TSS and TOC for each SMU.

Each of the five composite samples exhibited low residual TSS after preparation through mixing aeration, and 24 hours quiescent settling. During the direct filtration testing, the TSS in the initial unfiltered sample for each SMU supernatant was less than detection (<5 mg/L), except SMU 6 which was 7 mg/L.

As such, most parameters were less than detection, or as in the case of ammonia, TOC, and most metals and organics, what was detected was associated with the dissolved phase, or possibly with micro-turbidity and therefore these parameters were not removed by the filtration testing.

The VOCs showed some removal by direct filtration. This may be due to additional filtration or adsorption to the filter medium, although it is most likely due to volatilization from pumping agitation, change in pressurization across the filter, and turbulent flow past the filter into the collection container.

Of particular interest in this direct filtration testing, is the effect of filtration on total mercury concentrations. In aggregate, the 2 μm filter provided 60% to 62% reduction of mercury. This appeared to be better than the performance of the 3 μm filter for SMU 1B, SMU 4, and SMU 7, and were inconclusive for SMU 1A and SMU 6. For the 1 μm filter, the results were not consistent. The data from SMU 7 showed reasonably better results, the data from SMU 1B were only marginally better, and the data from SMU 1A, SMU 4, and SMU 6 were inconclusive.

4.2.3. Ammonia Removal Tests

Ammonia removal (nitrification) tests were conducted on both non-GAC and GAC pre-treated samples for breakpoint chlorination and permanganate oxidation. Only non-GAC pretreated sample was used for trickling filter testing.

a. Break-Point Chlorination/Dechlorination

The breakpoint chlorination results for non-GAC and GAC treated samples from each SMU are presented in Tables 62 and 63 respectively. These data are presented graphically in Figures 38 through 42 for SMUs 1A, 1B, 4, 6 and 7, respectively. The figures include both non-GAC and GAC treated data for each of the SMUs.

The intent of the GAC pretreatment was to reduce or remove oxidant demand that could interfere with the oxidation of ammonia. These data from Table 43 of this report summarizes the COD removal across the GAC pretreatment:

Table 4-8. *COD Removal.*

	Influent	Effluent
Sample	COD (mg/L)	COD (mg/L)
SMU 1A	330	160
SMU1B	300	100
SMU 4	50	37
SMU 6	41	37
SMU 7	93	43

These data show that SMU 1A and SMU 1B had the largest residual concentrations of COD subsequent to pretreatment. In contrast, SMU 4, SMU 6 and SMU 7 exhibited lower residual COD concentrations subsequent to treatment. This is directly correlated to the amount of oxidant demand required for ammonia reduction. SMU 1A and 1B required approximately 275 mg/L of oxidant to achieve residual ammonia of 2 mg/L for non-pretreated samples, while only about 175 to 190 mg/L of oxidant to achieve residual ammonia of 2 mg/L for pretreated samples.

In contrast, because of the lower residual COD, SMU 4, 6, and 7 required oxidant demand of 100 to 230 mg/L and the difference between the oxidant requirements between pretreated and non-pretreated samples was negligible.

Breakpoint chlorination is a proven technology that will remove ammonia to meet the treatment objectives. The amount of hypochlorite addition will be very large for full-scale operations. The concept of direct biological treatment, or a combination of biological treatment with chemical oxidation polishing will be assessed further under the subsequent pilot-testing phase.

b. Chemical Oxidation Using Potassium Permanganate

The results of the potassium permanganate oxidation test are summarized in Table 64 for the five SMUs. Both the non-GAC and GAC pre-treated results are presented after 15 and 30 minutes of oxidation.

As can be seen in Table 64, the ammonia was not reduced in either pretreated or non-pretreated samples, at the stoichiometric ratios (2x, 3x, and 5x) evaluated. These data suggest that the level of background COD removal may not have been sufficient, and that permanganate was not able to effectively oxidize the ammonia in this wastewater matrix using feasible dosages.

c. Nitrification Using Trickling Filter

The results of the initial trickling filter test (4/10/07 – 5/1/07) for the SMU 1A/1B supernatant composite are presented in Table 65. The results after reseeding the columns (5/30/07 – 6/17/07), using the same supernatant composite, are presented in Table 66. The results for both tables include influent and effluent concentrations of ammonia, TKN, nitrate, phosphorus and alkalinity for both columns. The graphical results for ammonia, TKN, nitrate and alkalinity are presented in Figures 43, 44, 45 and 46, respectively for both of the trickling filter tests. A comparison of effluent BOD_5 and effluent ammonia is presented in Figure 47.

The ammonia removal test results during the second test period indicate that nitrification was occurring. The biomass attached on the media appeared denser than during the period 1 test where nitrification was not occurring to the same degree.

Figure 48 shows the difference in attached biomass for column 1 trickling filter media during the tests period 1 (March 16, 2007) and test period 2 (May 30, 2007). However, the effluent ammonia concentrations from both columns did not approach the ammonia test objective of 2 mg/L, which is most likely due to:

- Insufficient nitrifier population.
- Peer liquid distribution over the media.
- Inhibitation of biological activity by some constituent of the SCA effluent water.

Figure 49 shows the trickling filter media after it was removed from column 1. It can be observed that there is not uniform coating of media with biomass and a majority of the media surface looks like there is minimal biomass attachment. Operating the trickling filters with insufficient amount of biomass could produce the results that were measured, i.e., insufficient degree of nitrification.

The trickling filter is a proven technology for nitrification. There are many of them in service at municipalities throughout the nation. Trickling filtration technology has been demonstrated as a low operating cost method to remove ammonia. The fixed film aspect results in long solids retention, which is necessary for complete nitrification. The treatability testing was designed to achieve sufficiently long solids retention, but upon observation of the media after the testing, it seems this objective was not achieved.

Other reasons for the poor trickling filter performance may include in adequate liquid distribution over the media. The initial treatability testing was done with a single drip point due to the low flow rate associated with this scale of operation. During the reseeding, the single drip was replaced with tees and a four-point drip was configured. In addition, high recycle rates were used. These changes seemed to improve the ammonia removal performance, but the effluent concentration still remained greater than desired to meet testing objectives.10 mg/L.

A third reason for the poor ammonia removal performance could be biological inhibition from some component of the SCA effluent water. This is unlikely due to the measurement of a high BOD_5 value for this water. The BOD_5 test result would be very small to non-detect if there was inhibition. However, nitrification is inhibited by the presence of BOD_5. To achieve good nitrification, the BOD_5 concentration needs to be <20 mg/L. Figure 47 shows that there was significant residual BOD_5 in the trickling filter effluent.

It is important to note that nutrients or alkalinity were not a limitation that caused ammonia removal performance in the trickling filters. These parameters were monitored daily and nutrients (P) or alkalinity were added as necessary.

4.2.4. Mercury Removal Tests

a. Hydroxide precipitation

The results of the hydroxide precipitation test for the filtrate from the five SMUs, including the controls, are presented in Table 67 for mercury analysis.

Mercury in each of the 0.45µm filtrate samples was not detected at the practical quantitation limit (PQL) of 0.0002 mg/L and therefore, the minimum hydroxide solubility curves for mercury were not constructed.

The precipitation test results indicate that hydroxide precipitation was effective, which confirms the other findings at the Honeywell Willis Avenue ground water treatment plant and the LCP sites. Therefore, it could be used to remove soluble mercury, if required.

b. Co-Precipitation

Based on the initial mercury concentrations within the individual SMUs (i.e., SMU 1A, SMU 1B, and SMU 6 initial concentrations were below treatment objectives) based on the results from previous tests, it was decided that SMUs 4 and 7 would be used for the remaining mercury removal tests. It was also decided that based on Phase I SCA testing, as well as other experience on the adjacent Honeywell remediation sites, the selected pH would be 8.5 S.U. and this would be used for subsequent testing.

The results of the co-precipitation testing for both natural pH and pH adjusted samples using alum and ferric chloride as co-precipitants are presented in Table 68. The settled sludge volume was recorded. For SMU 7, a sample from each test aliquot was submitted for total solids. However, for SMU 4, due to insufficient sludge volume, only one test aliquot was sampled and submitted. These results are presented in Table 69.

The results demonstrate that samples adjusted to a pH of 8.5 S.U. and mixed with a co-precipitate effectively remove mercury to below treatment objectives without the need for additional filtration or polishing. This is consistent with the current operations at the Willis-Semet and LCP ground water remediation systems.

As such, based on these co-precipitation results, an effective dosage (20mg/L) of each co-precipitate was repeated on SMU 7 and samples were submitted for total and filtered high resolution mercury (EPA 1631) and filtered methyl mercury (EPA 1630). These results are presented in Table 70.

The results in Table 70 suggest that ferric chloride and alum appear to perform reasonably consistent. Based on visual observations of settling and the slightly better results obtained from alum, alum was selected as the preferred co-precipitate under these testing conditions.

Additionally, these tests were used to compare the EPA 7470 to the EPA 1631 results:

Table 4-9. *EPA 7470 and EPA 1631 Comparison.*

SMU 7 – pH Adjusted	Hg (EPA 7470) ng/L	Hg (EPA 1631) ng/L	Me-Hg (EPA 1630) ng/L
Control	1100	362	NA
Control (F)	110	13.8	0.101
Aluminum Sulfate 20 mg/L	28	21.5	NA
Aluminum Sulfate 20 mg/L (F)	<26	8.2	<0.050
Ferric Chloride 20 mg/L	38	27.6	NA
Ferric Chloride 20 mg/L (F)	<26	9.9	<0.050

This limited data summary suggests that there is a good correlation between the two methods and that the EPA 7470 is biased high in comparison, which provides a conservative approach when evaluating

performance. In addition, as shown in Table 70, and summarized above, the concentration of methyl mercury was reduced through co-precipitation in both of the filtered co-precipitated samples.

c. GAC Column Tests

The results from the GAC column tests for mercury analysis for SMUs 4 and 7 using EPA 1631 are presented in Table 71. The results indicate consistent effluent quality (average of approximately 15 ng/L and 130 ng/L for SMU 4 and SMU 7, respectively) over the duration of testing. Because the influent was pretreated using the Amiad 2 μm filter, it is assumed that the average influent for SMU 4 and SMU 7 was approximately 66 ng/L and 330 ng/L, respectively. This represents an average 77% and 61% reduction for SMU 4 and SMU 7, respectively. The testing results demonstrate that the GAC beds were not exhausted after treating 450 bed volumes.

d. SGAC Column Tests

The results from the SGAC column tests for mercury analysis for SMUs 4 and 7 using EPA 1631 are presented in Table 72. The results indicate consistent effluent results (average of approximately 17 ng/L and 135 ng/L for SMU 4 and SMU 7, respectively) over the duration of testing. Because the influent was pretreated using the Amiad 2 μm filter, it is assumed that the average influent for SMU 4 and SMU 7 was approximately 66 ng/L and 330 ng/L, respectively. This represents an average 74% and 59% reduction for SMU 4 and SMU 7, respectively. These results are very comparable to the GAC results, and suggest that the SGAC did not perform any better at the relatively low influent concentrations. The testing results demonstrate that the GAC beds were not exhausted after treating 450 bed volumes.

4.2.5. Organics Removal

a. Trickling filter

The results for VOCs (column 1), VOCs (column 2), SVOCs (column 1) and SVOCs (column 2) for the initial trickling filter test are summarized in Tables 73, 74, 75 and 76, respectively. The COD (total and filtered), BOD_5, TSS and TOC results are summarized in Table 77 (column 1) and 78 (column 2). The results for VOCs (column 1), VOCs (column 2), SVOCs (column 1) and SVOCs (column 2) for the trickling filter test after reseeding are summarized in Tables 79, 80, 81 and 82, respectively. The COD (total and filtered), BOD_5, TSS and TOC results are summarized in Table 83 (column 1) and Table 84 (column 2). All of the tables contain both influent and effluent results.

The test results for gross organic removal, as indicated by BOD_5, show biological activity was occurring. During trickling filter test period 1, the average effluent BOD_5 concentrations for columns 1 and 2 were 84 and 73 mg/L, respectively. The average influent BOD_5 concentration was 149 mg/L. It is important to note that the effluent BOD_5 the exposed discharge limit of 30 mg/L.

The average effluent BOD_5 concentrations for columns 1 and 2 during test period 2 were 73 and 107 mg/L, respectively. The average influent BOD_5 concentration was 119 mg/L. The effluent BOD_5 during this test period did not meet the expected discharge limit of 30 mg/L.

Figure 50 shows plots of influent and effluent BOD_5 concentrations for tests period 1 and 2.

Figure 47 shows a comparison of trickling effluent BOD_5 and ammonia concentration for both columns.

b. GAC Adsorption

The results for the GAC adsorption testing for the removal of VOCs, SVOCs and PCBs for the five SMUs are presented in Tables 85, 86 and 87, respectively. Only the detected compounds are included in the results.

The GAC column test results indicate that all of the VOCs and SVOCs were removed for the entire duration of 120 hours of testing or approximately 450 bed volumes.

The GAC column test results indicate that PBCs were removed by GAC in all of the five SMU tested. The PCBs in the column effluents from SMUs 1B, 4, and 6 were below detection limits. For SMU 1A, the PCB quantified by the analytical EPA Method 1668A indicates that total monochloro biphenyls were removed below detection limits.

For SMU 7, influent concentrations of the total tetra-, penta-, hexa-, and heptachloro biphenyls were 2.5, 7.56, 9.19, and 6.07 ng/L, respectively. The total tetra-, penta-, hexa-, and heptachloro biphenyls were non-detect, 2.69, 5.74, and 3.88 ng/L, respectively. The tetrachlorobiphenyls were all removed. PCB removals for the total penta-, hexa-, and heptachloro bi-phenyls were 64, 38, and 36 percent, respectively.

5. Conclusions and Recommendations

The Phase II SCA confirmational testing was consistent with and confirmed the results of the Phase I SCA supernatant technology screening. Sufficient data were collected to initiate the Initial Design Submittal (IDS).

However, during the execution of this Phase II testing, the option of discharging to the Onondaga County Metropolitan Treatment System (Metro) because feasible and was selected for the final remedy. As such, during the detailed review of this alternative, there were some data gaps identified related to Metro, as well as others to assist in refinement of operational cost projections and final equipment sizing.

The testing recommended to be conducted under the next phase should consist of:

- Metals quantification and evaluation for molybdenum, nickel, and silver. Nickel has not been detected, or detected at low concentrations close to the practical quantification limit (PQL). Silver has not historically been detected during the Remedial Investigation (RI) phases, and therefore not analyzed during Phase I or Phase II treatability testing. Both of these metals will be evaluated since they are of concern related to land application of the Metro biosolids.
- Solids settling. Settling column tests are required to refine the surface overflow rate (SOR) to be utilized for design of the clarifiers for solids separation.
- Carbon column exhaustion. Phase I utilized batch isotherms to assess the ability of carbon adsorption to meet anticipate discharge limits. Phase II testing confirmed these results for each of the SMUs. Supplemental testing is required to evaluate carbon bed break-though, and quantify the amount that can be processed before the carbon will require replacement, especially in light of the new discharge location.

O'BRIEN & GERE

Table 1a

Honeywell

Phase II Pre-Design Investigation
SCA Supernatant Treatability Testing

Effluent Elutriate Testing
SMU-1A
Site 10114
Data Summary

Parameter	Aeration (Minutes)					Settling (Hours)						
	0	15	30	45	60	0	1	2	3	4	8	24
Ammonia (mg/L)	NA	**13**	**15**	**12**	**14**	**14**	NA	NA	NA	NA	NA	**6.1**
Volatile Organic Compounds(ug/L)												
1,1,1,2-Tetrachloroethane	NA	<125	<125	<125	<125	<125	<100	<100	<100	<100	<100	< 25
1,1,1-Trichloroethane	NA	<125	<125	<125	<125	<125	<100	<100	<100	<100	<100	< 25
1,1,2,2-Tetrachloroethane	NA	<125	<125	<125	<125	<125	<100	<100	<100	<100	<100	< 25
1,1,2-Trichloroethane	NA	<125	<125	<125	<125	<125	<100	<100	<100	<100	<100	< 25
1,1-Dichloroethane	NA	<125	<125	<125	<125	<125	<100	<100	<100	<100	<100	< 25
1,1-Dichloroethene	NA	<125	<125	<125	<125	<125	<100	<100	<100	<100	<100	< 25
1,1-Dichloropropene	NA	<125	<125	<125	<125	<125	<100	<100	<100	<100	<100	< 25
1,2,3-Trichlorobenzene	NA	<250	<250	<250	<250	<250	<100	<100	<100	<200	<200	< 50
1,2,3-Trichloropropane	NA	<125	<125	<125	<125	<125	<100	<100	<100	<100	<100	< 25
1,2,4-Trichlorobenzene	NA	<250	<250	<250	<250	<250	<200	<200	<200	<200	<200	< 50
1,2,4-Trimethylbenzene	NA	**978**	**883**	**895**	**770**	**770**	**510**	**468**	**486**	**508**	**466**	**162**
1,2-Dibromo-3-chloropropane	NA	<250	<250	<250	<250	<250	<200	<200	<200	<200	<200	< 50
1,2-Dibromoethane	NA	<125	<125	<125	<125	<125	<100	<100	<100	<100	<100	< 25
1,2-Dichlorobenzene	NA	**170**	**160**	**180**	**152**	**152**	**104**	**104**	**102**	**106**	**106**	**33**
1,2-Dichloroethane	NA	<125	<125	<125	<125	<125	<100	<100	<100	<100	<100	< 25
1,2-Dichloropropane	NA	<125	<125	<125	<125	<125	<100	<100	<100	<100	<100	< 25
1,3,5-Trimethylbenzene	NA	**510**	**462**	**462**	**408**	**408**	**268**	**238**	**252**	**266**	**248**	**83**
1,3-Dichlorobenzene	NA	<125	<125	<125	<125	<125	<100	<100	<100	<100	<100	< 25
1,3-Dichloropropane	NA	<125	<125	<125	<125	<125	<100	<100	<100	<100	<100	< 25
1,4-Dichlorobenzene	NA	**168**	**152**	**170**	**142**	**142**	**104**	**94 J**	**90 J**	**94 J**	**94 J**	**30.5**
2,2-Dichloropropane	NA	<125	<125	<125	<125	<125	<100	<100	<100	<100	<100	< 25
2-Chlorotoluene	NA	<125	<125	<125	<125	<125	<100	<100	<100	<100	<100	< 25
4-Chlorotoluene	NA	<125	<125	<125	< 125	<125	<100	<100	<100	<100	<100	< 25
Benzene	NA	**178**	**65 J**	**25 J**	< 125	< 125	<100	<100	<100	<100	<100	< 25
Bromobenzene	NA	<125	<125	<125	<125	<125	<100	<100	<100	<100	<100	< 25
Bromochloromethane	NA	<125	<125	<125	<125	<125	<100	<100	<100	<100	<100	< 25
Bromodichloromethane	NA	<125	<125	<125	<125	<125	<100	<100	<100	<100	<100	< 25
Bromoform	NA	<125	<125	<125	<125	<125	<100	<100	<100	<100	<100	< 25
Bromomethane	NA	<250	<250	<250	<250	<250	<200	<200	<200	<200	<200	< 50
Carbon tetrachloride	NA	<125	<125	<125	<125	<125	<100	<100	<100	<100	<100	< 25
Chlorobenzene	NA	**233**	**170**	**140**	**100 J**	**100 J**	**74 J**	**72 J**	**70 J**	**68 J**	**70 J**	**21 J**
Chloroethane	NA	<250	<250	<250	<250	<250	<200	<200	<200	<200	<200	< 50
Chloroform	NA	<125	<125	<125	<125	<125	<100	<100	<100	<100	<100	< 25
Chloromethane	NA	<250	<250	<250	<250	<250	<200	<200	<200	<200	<200	< 50
cis-1,2-Dichloroethene	NA	<125	<125	<125	<125	<125	<100	<100	<100	<100	<100	< 25
cis-1,3-Dichloropropene	NA	<125	<125	<125	<125	<125	<100	<100	<100	<100	<100	< 25
Dibromochloromethane	NA	<125	<125	<125	<125	<125	<100	<100	<100	<100	<100	< 25
Dibromomethane	NA	<125	<125	<125	<125	<125	<100	<100	<100	<100	<100	< 25
Dichlorodifluoromethane	NA	<250	<250	<250	<250	<250	<200	<200	<200	<200	<200	< 50
Ethylbenzene	NA	**148**	**112 J**	**92.5 J**	**67.5 J**	**67.5 J**	**46 J**	**46 J**	**48 J**	**44 J**	**46 J**	**14.5 J**
Hexachlorobutadiene	NA	<250	<250	<250	<250	<250	<200	<200	<200	<200	<200	< 50
Isopropylbenzene	NA	**90 J**	**72.5 J**	**70 J**	**57.5 J**	**57.5 J**	**40 J**	**34 J**	**36 J**	**36 J**	**36 J**	**11 J**
Methyl tert-butyl ether	NA	<125	<125	<125	<125	<125	<100	<100	<100	<100	<100	< 25
Methylene chloride	NA	<500	<500	**30 J**	**32.5 J**	**32.5 J**	**30 J**	**34 J**	**28 J**	**30 J**	<400	< 100
n- Butylbenzene	NA	<125	<125	<125	<125	<125	<100	<100	<100	<100	<100	< 25
n- Propylbenzene	NA	<125	<125	<125	<125	<125	<100	<100	<100	<100	<100	< 25
Naphthalene	NA	**4510**	**4700**	**5480**	**4700**	**4700**	**3440**	**3180**	**3150**	**3280**	**3100**	**1320**
p- Isopropyltoluene	NA	<125	<125	<125	<125	<125	<100	<100	<100	<100	<100	< 25
sec- Butylbenzene	NA	**100 J**	**95 J**	**108 J**	**90 J**	**90 J**	**52 J**	**44 J**	**52 J**	**54 J**	**54 J**	**21 J**
Styrene	NA	**202**	<125	<125	<125	<125	<100	<100	<100	<100	<100	**7 J**
tert- Butylbenzene	NA	<125	<125	<125	<125	<125	<100	<100	<100	<100	<100	< 25
Tetrachloroethene	NA	<125	<125	<125	<125	<125	<100	<100	<100	<100	<100	< 25
Toluene	**NA**	**750**	**435**	**255**	**155**	**155**	**116**	**118**	**112**	**118**	**112**	**32**
trans-1,2-Dichloroethene	NA	<125	<125	<125	<125	<125	<100	<100	<100	<100	<100	< 25
trans-1,3-Dichloropropene	NA	<125	<125	<125	<125	<125	<100	<100	<100	<100	<100	< 25
Trichloroethene	NA	<125	<125	<125	<125	<125	<100	<100	<100	<100	<100	< 25
Trichlorofluoromethane	NA	<250	<250	<250	<250	<250	<200	<200	<200	<200	<200	< 50
Vinyl chloride	NA	<250	<250	<250	<250	<250	<200	<200	<200	<200	<200	< 50
Xylenes (total)	NA	**3380**	**2780**	**2320**	**1710**	**1710**	**1600**	**1150**	**1140**	**1160**	**1090**	**362**

Notes:
J - Analyte detected below the PQL
NA - Not analyzed
MDL used for graphing purposes
Source: O'Brien & Gere Engineers, Inc.

Table 1b

Honeywell

Phase II Pre-Design Investigation
SCA Supernatant Treatability Testing

Effluent Elutriate Testing
SMU-1A
Site 10114
Data Summary

Parameter	Settling (hours)						
	0	1	2	3	4	8	24
Semivolatile Organic Compounds (ug/L)							
1,2,4-Trichlorobenzene	< 9100	< 1200	< 1200	< 1200	< 1400	< 1100	<380
1,2-Dichlorobenzene	**1000 J**	< 1200	< 1200	< 1200	< 1400	< 1100	<380
1,3-Dichlorobenzene	< 9100	< 1200	< 1200	< 1200	< 1400	< 1100	<380
1,4-Dichlorobenzene	**970 J**	< 1200	< 1200	< 1200	< 1400	< 1100	<380
2,4,5-Trichlorophenol	<45000	< 6200	< 6200	< 6000	< 7100	< 5700	<1900
2,4,6-Trichlorophenol	< 9100	< 1200	< 1200	< 1200	< 1400	< 1100	<380
2,4-Dichlorophenol	< 9100	< 1200	< 1200	< 1200	< 1400	< 1100	<380
2,4-Dimethylphenol	< 9100	< 1200	< 1200	< 1200	< 1400	< 1100	<380
2,4-Dinitrophenol	<45000	< 6200	< 6200	< 6000	< 7100	< 5700	<1900
2,4-Dinitotoluene	< 9100	< 1200	< 1200	< 1200	< 1400	< 1100	<380
2,6-Dinitotoluene	< 9100	< 1200	< 1200	< 1200	< 1400	< 1100	<380
2-Chloronaphthalene	< 9100	< 1200	< 1200	< 1200	< 1400	< 1100	<380
2-Chlorophenol	< 9100	< 1200	< 1200	< 1200	< 1400	< 1100	<380
2-Methylnaphthalene	**2100 J**	< 1200	< 1200	< 1200	< 1400	< 1100	<380
2-Methylphenol	< 9100	< 1200	< 1200	< 1200	< 1400	< 1100	<380
2-Nitroaniline	<45000	< 6200	< 6200	< 6000	< 7100	< 5700	<1900
2-Nitrophenol	< 9100	< 1200	< 1200	< 1200	< 1400	< 1100	<380
3,3'- Dichlorobenzidine	<18000	< 1200	< 2500	< 2400	< 2900	< 2300	<770
3-Nitroaniline	<45000	< 1200	< 6200	< 6000	< 7100	< 5700	<1900
4,6-Dinitro-2-methylphenol	< 9100	< 1200	< 1200	< 1200	< 1400	< 1100	<380
4-Bromophenyl phenyl ether	< 9100	< 1200	< 1200	< 1200	< 1400	< 1100	<380
4-Chloro-3-methylphenol	< 9100	< 1200	< 1200	< 1200	< 1400	< 1100	<380
4-Chloroaniline	< 9100	< 6200	< 6200	< 1200	< 1400	< 1100	<380
4-Chlorophenyl phenyl ether	< 9100	< 6200	< 6200	< 1200	< 1400	< 1100	<380
4-Methylphenol	< 9100	< 1200	< 1200	< 1200	< 1400	< 1100	<380
4-Nitroaniline	<45000	< 1200	< 6200	< 6000	< 7100	< 5700	<1900
4-Nitrophenol	<45000	< 1200	< 6200	< 6000	< 7100	< 5700	<1900
Acenaphthene	< 9100	< 1200	< 1200	< 1200	< 1400	< 1100	<380
Acenaphthylene	< 9100	< 1200	< 1200	< 1200	< 1400	< 1100	<380
Anthracene	< 9100	< 1200	< 1200	< 1200	< 1400	< 1100	<380
Benzo[a]anthracene	< 9100	< 1200	< 1200	< 1200	< 1400	< 1100	<380
Benzo[a]pyrene	< 9100	< 1200	< 1200	< 1200	< 1400	< 1100	<380
Benzo[b]fluoranthrene	< 9100	< 6200	< 1200	< 1200	< 1400	< 1100	<380
Benzo[g,h,i]perilene	< 9100	< 1200	< 1200	< 1200	< 1400	< 1100	<380
Benzo[k]fluoranthrene	< 9100	< 1200	< 1200	< 1200	< 1400	< 1100	<380
Benzoic acid	<45000	< 1200	< 6200	< 6000	< 7100	< 5700	<1900
Benzyl alcohol	< 9100	< 1200	< 1200	< 1200	< 1400	< 1100	<380
bis(2-Chloroethoxy)methane	< 9100	< 1200	< 1200	< 1200	< 1400	< 1100	<380
bis(2-Chloroethyl)ether	< 9100	< 1200	< 1200	< 1200	< 1400	< 1100	<380
bis(2-Chloroisopropyl)ether	< 9100	< 1200	< 1200	< 1200	< 1400	< 1100	<380
bis(2-Ethylhexal)phthalate	< 9100	< 1200	< 1200	< 1200	< 1400	< 1100	<380
Butyl benzyl phthalate	< 9100	< 1200	< 1200	< 1200	< 1400	< 1100	<380
Chrysene	< 9100	< 1200	< 1200	< 1200	< 1400	< 1100	<380
Di-n-butyl phthalate	< 9100	< 1200	< 1200	< 1200	< 1400	< 1100	<380
Di-n-octyl phthalate	< 9100	< 1200	< 1200	< 1200	< 1400	< 1100	<380
Dibenz[a,h]anthracene	< 9100	< 1200	< 1200	< 1200	< 1400	< 1100	<380
Dobenzofuran	< 9100	< 1200	< 1200	< 1200	< 1400	< 1100	<380
Diethyl phthalate	< 9100	< 1200	< 1200	< 1200	< 1400	< 1100	<380
Dimethyl phthalate	< 9100	< 1200	< 1200	< 1200	< 1400	< 1100	<380
Fluoranthene	< 9100	< 1200	< 1200	< 1200	< 1400	< 1100	<380
Fluorene	< 9100	< 1200	< 1200	< 1200	< 1400	< 1100	<380
Hexachlorobezene	< 9100	< 1200	< 1200	< 1200	< 1400	< 1100	<380
Hexachlorobutadiene	< 9100	< 1200	< 1200	< 1200	< 1400	< 1100	<380
Hexachlorocyclopentadiene	< 9100	< 1200	< 1200	< 1200	< 1400	< 1100	<380
Hexachloroethane	< 9100	< 1200	< 1200	< 1200	< 1400	< 1100	<380
Indeno[1,2,3-cd]pyrene	< 9100	< 1200	< 1200	< 1200	< 1400	< 1100	<380
Isophorone	< 9100	< 1200	< 1200	< 1200	< 1400	< 1100	<380
N-Nitroso-di--n-propylamine	< 9100	< 1200	< 1200	< 1200	< 1400	< 1100	<380
N-Nitrosodiphenylamine	< 9100	< 1200	< 1200	< 1200	< 1400	< 1100	<380
Naphthalene	**41000**	**3300**	**2800**	**2800**	**2700**	**2900**	**880**
Nitrobenzene	< 9100	< 1200	< 1200	< 1200	< 1400	< 1100	<380
Pentachlorophenol	<45000	< 6200	< 6200	< 6000	< 7100	< 5700	<1900
Phenanthrene	< 9100	< 1200	< 1200	< 1200	< 1400	< 1100	<380
Phenol	< 9100	**430 J**	**400 J**	**410 J**	**400 J**	**390 J**	**320 J**
Pyrene	< 9100	< 1200	< 1200	< 1200	< 1400	< 1100	<380

Notes:
J - Analyte detected below the PQL
NA - Not analyzed
MDL used for graphing purposes
Source: O'Brien & Gere Engineers, Inc.

O'BRIEN & GERE

Table 1c

Honeywell
Phase II Pre-Design Investigation
SCA Supernatant Treatability Testing

Effluent Elutriate Testing
SMU-1A
Site 10114
Data Summary

Parameter	Settling (hours)						
	0	1	2	3	4	8	24
Polychlorinated biphenyls (ug/L)							
Aroclor 1016	< 0.980	<0.962	<0.962	<1.19	NA	<1.11	NA
Aroclor 1221	< 0.980	<0.962	<0.962	<1.19	NA	<1.11	NA
Aroclor 1232	< 0.980	<0.962	<0.962	<1.20	NA	<1.11	NA
Aroclor 1242	< 0.980	<0.962	<0.962	<1.21	NA	<1.11	NA
Aroclor 1248	< 0.980	<0.962	<0.962	<1.22	NA	<1.11	NA
Aroclor 1254	< 0.980	<0.962	<0.962	<1.23	NA	<1.11	NA
Aroclor 1260	< 0.980	<0.962	<0.962	<1.24	NA	<1.11	NA
Mercury (ng/L)	**94000**	**710**	**490**	**320**	**350**	**410**	**120**
Mercury (1631E) (ng/L)	NA	NA	NA	NA	NA	NA	NA
Methyl Mercury (ng/L)	NA	NA	NA	NA	NA	NA	NA
Total suspended Solids (mg/L)	**87000**	**300**	**190**	**180**	**230**	**330**	**79**

Notes:
J - Analyte detected below the PQL
NA - Not analyzed
MDL used for graphing purposes
Source: O'Brien & Gere Engineers, Inc.

O'BRIEN & GERE

Table 2a

Honeywell

Phase II Pre-Design Investigation
SCA Supernatant Treatability Testing

Effluent Elutriate Testing
SMU-1A
Site 10114F
Data Summary

Parameter	Aeration (Minutes)					Settling (Hours)						
	0	15	30	45	60	0	1	2	3	4	8	24
Ammonia (mg/L)	NA	**15**	**14**	**14**	**14**	**14**	NA	NA	NA	NA	NA	**6.9**
Volatile Organic Compounds(ug/L)												
1,1,1,2-Tetrachloroethane	NA	<125	<100	<100	<100	<100	<100	<100	<100	<100	<100	< 25
1,1,1-Trichloroethane	NA	<125	<100	<100	<100	<100	<100	<100	<100	<100	<100	< 25
1,1,2,2-Tetrachloroethane	NA	<125	<100	<100	<100	<100	<100	<100	<100	<100	<100	< 25
1,1,2-Trichloroethane	NA	<125	<100	<100	<100	<100	<100	<100	<100	<100	<100	< 25
1,1-Dichloroethane	NA	<125	<100	<100	<100	<100	<100	<100	<100	<100	<100	< 25
1,1-Dichloroethene	NA	<125	<100	<100	<100	<100	<100	<100	<100	<100	<100	< 25
1,1-Dichloropropene	NA	<125	<100	<100	<100	<100	<100	<100	<100	<100	<100	< 25
1,2,3-Trichlorobenzene	NA	<250	<200	<200	<200	<200	<200	<100	<100	<200	<200	< 50
1,2,3-Trichloropropane	NA	<125	<100	<100	<100	<100	<100	<100	<100	<100	<100	< 25
1,2,4-Trichlorobenzene	NA	<250	<200	<200	<200	<200	<200	<200	<200	<200	<200	< 50
1,2,4-Trmethylbenzene	NA	**618**	**572**	**546**	**534**	**534**	**478**	**468**	**466**	**346**	**428**	**180**
1,2-Dibromo-3-chloropropane	NA	<250	<200	<200	<200	<200	<200	<200	<200	<200	<200	< 50
1,2-Dibromoethane	NA	<125	<100	<100	<100	<100	<100	<100	<100	<100	<100	< 25
1,2-Dichlorobenzene	NA	**100 J**	**104**	**104**	**108**	**108**	**102**	**102**	**100**	**78 J**	**94 J**	**35.5**
1,2-Dichloroethane	NA	<125	<100	<100	<100	<100	<100	<100	<100	<100	<100	< 25
1,2-Dichloropropane	NA	<125	<100	<100	<100	<100	<100	<100	<100	<100	<100	< 25
1,3,5-Trmethylbenzene	NA	**330**	**300**	**300**	**276**	**276**	**244**	**238**	**250**	**184**	**224**	**93.5**
1,3-Dichlorobenzene	NA	<125	<100	<100	<100	<100	<100	<100	<100	<100	<100	< 25
1,3-Dichloropropane	NA	<125	<100	<100	<100	<100	<100	<100	<100	<100	<100	< 25
1,4-Dichlorobenzene	NA	**100 J**	**104**	**92 J**	**96 J**	**96 J**	**94 J**	**94 J**	**90 J**	**68 J**	**88 J**	**33.5**
2,2-Dichloropropane	NA	<125	<100	<100	<100	<100	<100	<100	<100	<100	<100	< 25
2-Chlorotoluene	NA	<125	<100	<100	<100	<100	<100	<100	<100	<100	<100	< 25
4-Chlorotoluene	NA	<125	<100	<100	<100	<100	<100	<100	<100	<100	<100	< 25
Benzene	NA	**97.5 J**	**40 J**	<100	<100	<100	<100	<100	<100	<100	<100	< 25
Bromobenzene	NA	<125	<100	<100	<100	<100	<100	<100	<100	<100	<100	< 25
Bromochloromethane	NA	<125	<100	<100	<100	<100	<100	<100	<100	<100	<100	< 25
Bromodichloromethane	NA	<125	<100	<100	<100	<100	<100	<100	<100	<100	<100	< 25
Bromoform	NA	<125	<100	<100	<100	<100	<100	<100	<100	<100	<100	< 25
Bromomethane	NA	<250	<200	<200	<200	<200	<200	<200	<200	<200	<200	< 50
Carbon tetrachloride	NA	<125	<100	<100	<100	<100	<100	<100	<100	<100	<100	< 25
Chlorobenzene	NA	**130**	**106**	**74 J**	**76 J**	**76 J**	**66 J**	**72 J**	**68 J**	**50 J**	**62 J**	**23 J**
Chloroethane	NA	<250	<200	<200	<200	<200	<200	<200	<200	<200	<200	< 50
Chloroform	NA	<125	<100	<100	<100	<100	<100	<100	<100	<100	<100	< 25
Chloromethane	NA	<250	<200	<200	<200	<200	<200	<200	<200	<200	<200	< 50
cis-1,2-Dichloroethene	NA	<125	<100	<100	<100	<100	<100	<100	<100	<100	<100	< 25
cis-1,3-Dichloropropene	NA	<125	<100	<100	<100	<100	<100	<100	<100	<100	<100	< 25
Dibromochloromethane	NA	<125	<100	<100	<100	<100	<100	<100	<100	<100	<100	< 25
Dibromomethane	NA	<125	<100	<100	<100	<100	<100	<100	<100	<100	<100	< 25
Dichlorodifluoromethane	NA	<250	<200	<200	<200	<200	<200	<200	<200	<200	<200	< 50
Ethylbenzene	NA	**87.5 J**	**74 J**	**54 J**	**48 J**	**48 J**	**46 J**	**46 J**	**44 J**	**32 J**	**40 J**	**15.5 J**
Hexachlorobutadiene	NA	<250	<200	<200	<200	<200	<200	<200	<200	<200	<200	< 50
Isopropylbenzene	NA	**52.5 J**	**50 J**	**46 J**	**40 J**	**40 J**	**34 J**	**34 J**	**36 J**	**26 J**	**30 J**	**12 J**
Methyl tert-butyl ether	NA	<125	<100	<100	<100	<100	<100	<100	<100	<100	<100	< 25
Methylene chloride	NA	**27.5 J**	**22 J**	**24 J**	**30 J**	**30 J**	**28 J**	**34 J**	**24 J**	**34 J**	**<400**	**< 100**
n- Butylbenzene	NA	<125	<100	<100	<100	<100	<100	<100	<100	<100	<100	< 25
n- Propylbenzene	NA	<125	<100	<100	<100	<100	<100	<100	<100	<100	<100	< 25
Naphthalene	NA	**3390**	**3070**	**3120**	**3550**	**3550**	**3470**	**3180**	**2970**	**2600**	**3020**	**1420**
p- Isopropyltoluene	NA	<125	<100	<100	<100	<100	<100	<100	<100	<100	<100	< 25
sec- Butylbenzene	NA	**65 J**	**64 J**	**68 J**	**60 J**	**60 J**	**46 J**	**44 J**	**52 J**	**40 J**	**48 J**	**22.5 J**
Styrene	NA	<125	<100	<100	<100	<100	<100	<100	<100	<100	<100	**8 J**
tert- Butylbenzene	NA	<125	<100	<100	<100	<100	<100	<100	<100	<100	<100	< 25
Tetrachloroethene	NA	<125	<100	<100	<100	<100	<100	<100	<100	<100	<100	< 25
Toluene	NA	**423**	**262**	**255**	**114**	**114**	**108**	**118**	**114**	**80 J**	**100**	**34**
trans-1,2-Dichloroethene	NA	<125	<100	<100	<100	<100	<100	<100	<100	<100	<100	< 25
trans-1,3-Dichloropropene	NA	<125	<100	<100	<100	<100	<100	<100	<100	<100	<100	< 25
Trichloroethene	NA	<125	<100	<100	<100	<100	<100	<100	<100	<100	<100	< 25
Trichlorofluoromethane	NA	<250	<200	<200	<200	<200	<200	<200	<200	<200	<200	< 50
Vinyl chloride	NA	<250	<200	<200	<200	<200	<200	<200	<200	<200	<200	< 50
Xylenes (total)	NA	**2080**	**1780**	**1340**	**1250**	**1250**	**1140**	**1150**	**1120**	**832**	**994**	**384**

Notes:
J - Analyte detected below the PQL
NA - Not analyzed
MDL used for graphing purposes
Source: O'Brien & Gere Engineers, Inc.

Table 2b

Honeywell
Phase II Pre-Design Investigation
SCA Supernatant Treatability Testing

Effluent Elutriate Testing
SMU-1A
Site 10114F
Data Summary

Parameter	Settling (hours)						
	0	1	2	3	4	8	24
Semivolatile Organic Compounds (ug/L)							
1,2,4-Trichlorobenzene	<1000	<1000	< 1100	< 1100	< 1700	<890	NA
1,2-Dichlorobenzene	<1000	<1000	< 1100	< 1100	< 1700	<890	NA
1,3-Dichlorobenzene	<1000	<1000	< 1100	< 1100	< 1700	<890	NA
1,4-Dichlorobenzene	<1000	<1000	< 1100	< 1100	< 1700	<890	NA
2,4,5-Trichlorophenol	<5000	<5000	< 5400	< 5600	< 8300	<4500	NA
2,4,6-Trichlorophenol	<1000	<1000	< 1100	< 1100	< 1700	<890	NA
2,4-Dichlorophenol	<1000	<1000	< 1100	< 1100	< 1700	<890	NA
2,4-Dimethylphenol	<1000	<1000	< 1100	< 1100	< 1700	<890	NA
2,4-Dinitrophenol	<5000	<5000	< 5400	< 5600	< 8300	<4500	NA
2,4-Dinitotoluene	<1000	<1000	< 1100	< 1100	< 1700	<890	NA
2,6-Dinitotoluene	<1000	<1000	< 1100	< 1100	< 1700	<890	NA
2-Chloronaphthalene	<1000	<1000	< 1100	< 1100	< 1700	<890	NA
2-Chlorophenol	<1000	<1000	< 1100	< 1100	< 1700	<890	NA
2-Methylnaphthalene	<1000	<1000	< 1100	< 1100	< 1700	<890	NA
2-Methylphenol	<1000	<1000	< 1100	< 1100	< 1700	<890	NA
2-Nitroaniline	<5000	<5000	< 5400	< 5600	< 8300	<4500	NA
2-Nitrophenol	<1000	<1000	< 1100	< 1100	< 1700	<890	NA
3,3'- Dichlorobenzidine	<2000	<2000	< 2200	< 2200	< 3300	<1800	NA
3-Nitroaniline	<5000	<5000	< 5400	< 5600	< 8300	<4500	NA
4,6-Dinitro-2-methylphenol	<1000	<1000	< 1100	< 1100	< 1700	<890	NA
4-Bromophenyl phenyl ether	<1000	<1000	< 1100	< 1100	< 1700	<890	NA
4-Chloro-3-methylphenol	<1000	<1000	< 1100	< 1100	< 1700	<890	NA
4-Chloroaniline	<1000	<1000	< 1100	< 1100	< 1700	<890	NA
4-Chlorophenyl phenyl ether	<1000	<1000	< 1100	< 1100	< 1700	<890	NA
4-Methylphenol	<1000	<1000	< 1100	< 1100	< 1700	<890	NA
4-Nitroaniline	<5000	<5000	< 5400	< 5600	< 8300	<4500	NA
4-Nitrophenol	<5000	<5000	< 5400	< 5600	< 8300	<4500	NA
Acenaphthene	<1000	<1000	< 1100	< 1100	< 1700	<890	NA
Acenaphthylene	<1000	<1000	< 1100	< 1100	< 1700	<890	NA
Anthracene	<1000	<1000	< 1100	< 1100	< 1700	<890	NA
Benzo[a]anthracene	<1000	<1000	< 1100	< 1100	< 1700	<890	NA
Benzo[a]pyrene	<1000	<1000	< 1100	< 1100	< 1700	<890	NA
Benzo[b]fluoranthrene	<1000	<1000	< 1100	< 1100	< 1700	<890	NA
Benzo[g,h,i]perilene	<1000	<1000	< 1100	< 1100	< 1700	<890	NA
Benzo[k]fluoranthrene	<1000	<1000	< 1100	< 1100	< 1700	<890	NA
Benzoic acid	<5000	<5000	< 5400	< 5600	< 8300	<4500	NA
Benzyl alcohol	<1000	<1000	< 1100	< 1100	< 1700	<890	NA
bis(2-Chloroethoxy)methane	<1000	<1000	< 1100	< 1100	< 1700	<890	NA
bis(2-Chloroethyl)ether	<1000	<1000	< 1100	< 1100	< 1700	<890	NA
bis(2-Chloroisopropyl)ether	<1000	<1000	< 1100	< 1100	< 1700	<890	NA
bis(2-Ethylhexal)phthalate	<1000	<1000	< 1100	< 1100	< 1700	<890	NA
Butyl benzyl phthalate	<1000	<1000	< 1100	< 1100	< 1700	<890	NA
Chrysene	<1000	<1000	< 1100	< 1100	< 1700	<890	NA
Di-n-butyl phthalate	<1000	<1000	< 1100	< 1100	< 1700	<890	NA
Di-n-octyl phthalate	<1000	<1000	< 1100	< 1100	< 1700	<890	NA
Dibenz[a,h]anthracene	<1000	<1000	< 1100	< 1100	< 1700	<890	NA
Dobenzofuran	<1000	<1000	< 1100	< 1100	< 1700	<890	NA
Diethyl phthalate	<1000	<1000	< 1100	< 1100	< 1700	<890	NA
Dimethyl phthalate	<1000	<1000	< 1100	< 1100	< 1700	<890	NA
Fluoranthene	<1000	<1000	< 1100	< 1100	< 1700	<890	NA
Fluorene	<1000	<1000	< 1100	< 1100	< 1700	<890	NA
Hexachlorobezene	<1000	<1000	< 1100	< 1100	< 1700	<890	NA
Hexachlorobutadiene	<1000	<1000	< 1100	< 1100	< 1700	<890	NA
Hexachlorocyclopentadiene	<1000	<1000	< 1100	< 1100	< 1700	<890	NA
Hexachloroethane	<1000	<1000	< 1100	< 1100	< 1700	<890	NA
Indeno[1,2,3-cd]pyrene	<1000	<1000	< 1100	< 1100	< 1700	<890	NA
Isophorone	<1000	<1000	< 1100	< 1100	< 1700	<890	NA
N-Nitroso-di--n-propylamine	<1000	<1000	< 1100	< 1100	< 1700	<890	NA
N-Nitrosodiphenylamine	<1000	<1000	< 1100	< 1100	< 1700	<890	NA
Naphthalene	**2500**	**2600**	**3100**	**2700**	**2200**	**2900**	NA
Nitrobenzene	<1000	<1000	< 1100	< 1100	< 1700	<890	NA
Pentachlorophenol	<5000	<5000	< 5400	< 5600	< 8300	<4500	NA
Phenanthrene	<1000	<1000	< 1100	< 1100	< 1700	<890	NA
Phenol	**360 J**	**390 J**	**460 J**	**420 J**	**370 J**	**439 J**	NA
Pyrene	<1000	< 1200	< 1100	< 1100	< 1700	<890	NA

Notes:
J - Analyte detected below the PQL
NA - Not analyzed
MDL used for graphing purposes
Source: O'Brien & Gere Engineers, Inc.

O'BRIEN & GERE

Table 2c

Honeywell

Phase II Pre-Design Investigation
SCA Supernatant Treatability Testing

Effluent Elutriate Testing
SMU-1A
Site 10114F
Data Summary

Parameter	Settling (hours)						
	0	1	2	3	4	8	24
Polychlorinated biphenyls (ug/L)							
Aroclor 1016	< 1.72	<1.25	<1.14	<1.11	NA	< 1.39	< 2.08
Aroclor 1221	< 1.72	<1.25	<1.14	<1.11	NA	< 1.39	< 2.08
Aroclor 1232	< 1.72	<1.25	<1.14	<1.11	NA	< 1.39	< 2.08
Aroclor 1242	< 1.72	<1.25	<1.14	<1.11	NA	< 1.39	< 2.08
Aroclor 1248	< 1.72	<1.25	<1.14	<1.11	NA	< 1.39	< 2.08
Aroclor 1254	< 1.72	<1.25	<1.14	<1.11	NA	< 1.39	< 2.08
Aroclor 1260	< 1.72	<1.25	<1.14	<1.11	NA	< 1.39	< 2.08
Mercury (ng/L)	**62 J**	**64 J**	**57 J**	**53 J**	**29 J**	**54 J**	< 200
Total suspended Solids (mg/L)	NA	NA	NA	NA	NA	NA	NA

Notes:
J - Analyte detected below the PQL
NA - Not analyzed
MDL used for graphing purposes
Source: O'Brien & Gere Engineers, Inc.

O'BRIEN & GERE

Table 3a

Honeywell

Phase II Pre-Design Investigation
SCA Supernatant Treatability Testing

Effluent Elutriate Testing
SMU-1A
Site 10115
Data Summary

Parameter	Aeration (Minutes)					Settling (Hours)						
	0	15	30	45	60	0	1	2	3	4	8	24
Ammonia (mg/L)	**15**	**14**	**14**	**14**	**15**	**15**	NA	NA	NA	NA	NA	**9.3**
Volatile organic compounds (ug/L)												
1,1,1,2-Tetrachloroethane	<125	<125	<125	<125	<100	<100	<100	<100	<100	<100	<100	< 25
1,1,1-Trichloroethane	<125	<125	<125	<125	<100	<100	<100	<100	<100	<100	<100	< 25
1,1,2,2-Tetrachloroethane	<125	<125	<125	<125	<100	<100	<100	<100	<100	<100	<100	< 25
1,1,2-Trichloroethane	<125	<125	<125	<125	<100	<100	<100	<100	<100	<100	<100	< 25
1,1-Dichloroethane	<125	<125	<125	<125	<100	<100	<100	<100	<100	<100	<100	< 25
1,1-Dichloroethene	<125	<125	<125	<125	<100	<100	<100	<100	<100	<100	<100	< 25
1,1-Dichloropropene	<125	<125	<125	<125	<100	<100	<100	<100	<100	<100	<100	< 25
1,2,3-Trichlorobenzene	<250	<250	<250	<250	<200	<200	<200	<200	<200	<200	<200	< 50
1,2,3-Trichloropropane	<125	<125	<125	<125	<100	<100	<100	<100	<100	<100	<100	< 25
1,2,4-Trichlorobenzene	<250	<250	<250	<250	<200	<200	<200	<200	<200	<200	<200	< 50
1,2,4-Trimethylbenzene	**688**	**660**	**558**	**550**	**544**	**544**	**460**	**336**	**356**	**336**	**380**	**206**
1,2-Dibromo-3-chloropropane	<250	<250	<250	<250	<200	<200	<200	<200	<200	<200	<200	< 50
1,2-Dibromoethane	<125	<125	<125	<125	<100	<100	<100	<100	<100	<100	<100	< 25
1,2-Dichlorobenzene	**132**	**128**	**132**	**125**	**120**	**120**	**100**	**78 J**	**83 J**	**76 J**	**92 J**	**47.5**
1,2-Dichloroethane	<125	<125	<125	<125	<100	<100	<100	<100	<100	<100	<100	< 25
1,2-Dichloropropane	<125	<125	<125	<125	<100	<100	<100	<100	<100	<100	<100	< 25
1,3,5-Trimethylbenzene	**398**	**390**	**355**	**338**	**322**	**322**	**252**	**190**	**208**	**204**	**222**	**120**
1,3-Dichlorobenzene	<125	<125	<125	<125	<100	<100	<100	<100	<100	<100	<100	< 25
1,3-Dichloropropane	<125	<125	<125	<125	<100	<100	<100	<100	<100	<100	<100	< 25
1,4-Dichlorobenzene	**135**	**130**	**128**	**120 J**	**114**	**114**	**90 J**	**76 J**	**74 J**	**76 J**	**88 J**	**43.5**
2,2-Dichloropropane	<125	<125	<125	<125	<100	<100	<100	<100	<100	<100	<100	< 25
2-Chlorotoluene	<125	<125	<125	<125	<100	<100	<100	<100	<100	<100	<100	< 25
4-Chlorotoluene	<125	<125	<125	<125	<100	<100	<100	<100	<100	<100	<100	< 25
Benzene	**530**	**432**	**185**	**77.5 J**	**132**	**132**	**28 J**	**112**	**112**	**96 J**	**116**	**58**
Bromobenzene	<125	<125	<125	<125	<100	<100	<100	<100	<100	<100	<100	< 25
Bromochloromethane	<125	<125	<125	<125	<100	<100	<100	<100	<100	<100	<100	< 25
Bromodichloromethane	<125	<125	<125	<125	<100	<100	<100	<100	<100	<100	<100	< 25
Bromoform	<125	<125	<125	<125	<100	<100	<100	<100	<100	<100	<100	< 25
Bromomethane	<250	<250	<250	<250	<200	<200	<200	<200	<200	<200	<200	< 50
Carbon tetrachloride	<125	<125	<125	<125	<100	<100	<100	<100	<100	<100	<100	< 25
Chlorobenzene	**155**	**135**	**97.5 J**	**65 J**	**76 J**	**76 J**	**68 J**	**52 J**	**52 J**	**48 J**	**60 J**	**28.5**
Chloroethane	<250	<250	<250	<250	<200	<200	<200	<200	<200	<200	<200	< 50
Chloroform	<125	<125	<125	<125	<100	<100	<100	<100	<100	<100	<100	< 25
Chloromethane	<250	<250	<250	<250	<200	<200	<200	<200	<200	<200	<200	< 50
cis-1,2-Dichloroethene	<125	<125	<125	<125	<100	<100	<100	<100	<100	<100	<100	< 25
cis-1,3-Dichloropropene	<125	<125	<125	<125	<100	<100	<100	<100	<100	<100	<100	< 25
Dibromochloromethane	<125	<125	<125	<125	<100	<100	<100	<100	<100	<100	<100	< 25
Dibromomethane	<125	<125	<125	<125	<100	<100	<100	<100	<100	<100	<100	< 25
Dichlorodifluoromethane	<250	<250	<250	<250	<200	<200	<200	<200	<200	<200	<200	< 50
Ethylbenzene	**150**	**138**	**105 J**	**80 J**	**82 J**	**82 J**	**46 J**	**56 J**	**56 J**	**52 J**	**62 J**	**33.5**
Hexachlorobutadiene	<250	<250	<250	<250	<250	<250	<200	<200	<200	<200	<200	< 50
Isopropylbenzene	**132**	**125**	**115 J**	**100 J**	**96 J**	**96 J**	**40 J**	**62 J**	**68 J**	**64 J**	**74 J**	**34 J**
Methyl tert-butyl ether	<125	<125	<125	<125	<125	<125	<100	<100	<100	<100	<100	< 25
Methylene chloride	<500	<500	**30 J**	**32.5 J**	**32.5 J**	**32.5 J**	**30 J**	**34 J**	**28 J**	**30 J**	<400	< 100
n- Butylbenzene	<125	<125	<125	<125	<100	<100	<100	<100	<100	<100	<100	< 25
n- Propylbenzene	<125	<125	<125	<125	<100	<100	<100	<100	<100	<100	<100	< 25
Naphthalene	**3710**	**3680**	**3510**	**3610**	**3310**	**3310**	**3190**	**2570**	**2690**	**2530**	**2650**	**1730**
p- Isopropyltoluene	<125	<125	<125	<125	<100	<100	<100	<100	<100	<100	<100	< 25
sec- Butylbenzene	**135**	**132**	**123 J**	**118 J**	**128**	**128**	**54 J**	**68 J**	**72 J**	**72 J**	**88 J**	**44.5**
Styrene	**222**	<125	<125	<125	<100	<100	<100	<100	<100	<100	<100	**27**
tert- Butylbenzene	<125	<125	<125	<125	<100	<100	<100	<100	<100	<100	<100	< 25
Tetrachloroethene	<125	<125	<125	<125	<100	<100	<100	<100	<100	<100	<100	< 25
Toluene	**1180**	**1070**	**602**	**338**	**436**	**436**	**150**	**326**	**316**	**296**	**336**	**181**
trans-1,2-Dichloroethene	<125	<125	<125	<125	<100	<100	<100	<100	<100	<100	<100	< 25
trans-1,3-Dichloropropene	<125	<125	<125	<125	<100	<100	<100	<100	<100	<100	<100	< 25
Trichloroethene	<125	<125	<125	<125	<100	<100	<100	<100	<100	<100	<100	< 25
Trichlorofluoromethane	<250	<250	<250	<250	<200	<200	<200	<200	<200	<200	<200	< 50
Vinyl chloride	<250	<250	<250	<250	<200	<200	<200	<200	<200	<200	<200	< 50
Xylenes (total)	**3660**	**3380**	**2640**	**2050**	**2080**	**2080**	**1210**	**1400**	**1440**	**1350**	**1550**	**870**

Notes:
J - Analyte detected below the PQL
NA - Not analyzed
MDL used for graphing purposes
Source: O'Brien & Gere Engineers, Inc.

O'BRIEN & GERE

Table 3b

Honeywell

Phase II Pre-Design Investigation
SCA Supernatant Treatability Testing

Effluent Elutriated Testing
SMU-1A
Site 10115
Data Summary

Parameter	Settling (hours)						
	0	1	2	3	4	8	24
Semi-volatile organic compounds (ug/L)							
1,2,4-Trichlorobenzene	<10000	< 1400	< 1200	<1000	< 170	< 860	<360
1,2-Dichlorobenzene	<10000	< 1400	< 1200	<1000	**53 J**	< 860	<360
1,3-Dichlorobenzene	<10000	< 1400	< 1200	<1000	< 170	< 860	<360
1,4-Dichlorobenzene	<10000	< 1400	< 1200	<1000	**42 J**	< 860	<360
2,4,5-Trichlorophenol	<52000	< 6900	< 6000	< 5000	<830	< 4300	<1800
2,4,6-Trichlorophenol	<10000	< 1400	< 1200	<1000	< 170	< 860	<360
2,4-Dichlorophenol	<10000	< 1400	< 1200	<1000	< 170	< 860	<360
2,4-Dimethylphenol	<10000	< 1400	< 1200	<1000	< 170	< 860	<360
2,4-Dinitrophenol	<52000	< 6900	< 6000	< 5000	<830	< 4300	<1800
2,4-Dinitotoluene	<10000	< 1400	< 1200	<1000	< 170	< 860	<360
2,6-Dinitotoluene	<10000	< 1400	< 1200	<1000	< 170	< 860	<360
2-Chloronaphthalene	<10000	< 1400	< 1200	<1000	< 170	< 860	<360
2-Chlorophenol	<10000	< 1400	< 1200	<1000	< 170	< 860	<360
2-Methylnaphthalene	**1100 J**	< 1400	< 1200	<1000	**41 J**	< 860	<360
2-Methylphenol	<10000	< 1400	< 1200	<1000	< 170	< 860	<360
2-Nitroaniline	<52000	< 6900	< 6000	< 5000	< 7100	< 4300	<1800
2-Nitrophenol	<10000	< 1400	< 1200	<1000	< 170	< 860	<360
3,3'- Dichlorobenzidine	<21000	< 1400	< 2400	< 2400	<330	< 1700	<710
3-Nitroaniline	<52000	< 1400	< 6000	< 6000	<830	< 4300	<1800
4,6-Dinitro-2-methylphenol	<10000	< 1400	< 1200	<1000	< 170	< 860	<360
4-Bromophenyl phenyl ether	<10000	< 1400	< 1200	<1000	< 170	< 860	<360
4-Chloro-3-methylphenol	<10000	< 1400	< 1200	<1000	< 170	< 860	<360
4-Chloroaniline	<10000	< 1400	<1200	<1000	< 170	< 860	<360
4-Chlorophenyl phenyl ether	<10000	< 1400	<1200	<1000	< 170	< 860	<360
4-Methylphenol	<10000	< 1400	< 1200	<1000	**34 J**	< 860	<360
4-Nitroaniline	<52000	< 6900	< 6000	< 5000	<830	< 4300	<1800
4-Nitrophenol	<52000	< 6900	< 6000	< 5000	<830	< 4300	<1800
Acenaphthene	<10000	< 1400	< 1200	<1000	< 170	< 860	<360
Acenaphthylene	<10000	< 1400	< 1200	<1000	< 170	< 860	<360
Anthracene	<10000	< 1400	< 1200	<1000	< 170	< 860	<360
Benzo[a]anthracene	<10000	< 1400	< 1200	<1000	< 170	< 860	<360
Benzo[a]pyrene	<10000	< 1400	< 1200	<1000	< 170	< 860	<360
Benzo[b]fluoranthene	<10000	< 1400	< 1200	<1000	< 170	< 860	<360
Benzo[g,h,i]perilene	<10000	< 1400	< 1200	<1000	< 170	< 860	<360
Benzo[k]fluoranthrene	<10000	< 1400	< 1200	< 1200	< 170	< 860	<360
Benzoic acid	<52000	< 6900	< 6200	< 5000	< 170	< 4300	200 J
Benzyl alcohol	<10000	< 1400	< 1200	<1000	< 170	< 860	<360
bis(2-Chloroethoxy)methane	<10000	< 1400	< 1200	<1000	< 170	< 860	<360
bis(2-Chloroethyl)ether	<10000	< 1400	< 1200	<1000	< 170	< 860	<360
bis(2-Chloroisopropyl)ether	<10000	< 1400	< 1200	<1000	< 170	< 860	<360
bis(2-Ethylhexal)phthalate	<10000	< 1400	< 1200	<1000	< 170	< 860	<360
Butyl benzyl phthalate	<10000	< 1400	< 1200	<1000	< 170	< 860	<360
Chrysene	<10000	< 1400	< 1200	<1000	< 170	< 860	<360
Di-n-butyl phthalate	<10000	< 1400	< 1200	<1000	< 170	< 860	<360
Di-n-octyl phthalate	<10000	< 1400	< 1200	<1000	< 170	< 860	<360
Dibenz[a,h]anthracene	<10000	< 1400	< 1200	<1000	< 170	< 860	<360
Dobenzofuran	<10000	< 1400	< 1200	<1000	< 170	< 860	<360
Diethyl phthalate	<10000	< 1400	< 1200	<1000	< 170	< 860	<360
Dimethyl phthalate	<10000	< 1400	< 1200	<1000	< 170	< 860	<360
Fluoranthene	<10000	< 1400	< 1200	<1000	< 170	< 860	<360
Fluorene	<10000	< 1400	< 1200	<1000	< 170	< 860	<360
Hexachlorobezene	<10000	< 1400	< 1200	<1000	< 170	< 860	<360
Hexachlorobutadiene	<10000	< 1400	< 1200	<1000	< 170	< 860	<360
Hexachlorocyclopentadiene	<10000	< 1400	< 1200	<1000	< 170	< 860	<360
Hexachloroethane	<10000	< 1400	< 1200	<1000	< 170	< 860	<360
Indeno[1,2,3-cd]pyrene	<10000	< 1400	< 1200	<1000	< 170	< 860	<360
Isophorone	<10000	< 1400	< 1200	<1000	< 170	< 860	<360
N-Nitroso-di--n-propylamine	<10000	< 1400	< 1200	<1000	< 170	< 860	<360
N-Nitrosodiphenylamine	<10000	< 1400	< 1200	<1000	< 170	< 860	<360
Naphthalene	**24000**	**3500**	**2300**	**2400**	**2300**	**2600**	**1100**
Nitrobenzene	<10000	< 1400	< 1200	<1000	< 170	< 860	<360
Pentachlorophenol	<52000	< 6900	< 6200	< 5000	<830	< 4300	<1800
Phenanthrene	<10000	< 1400	< 1200	<1000	< 170	< 860	<360
Phenol	<10000	**510 J**	**630 J**	**710 J**	**930**	**680 J**	**580**
Pyrene	<10000	< 1400	< 1200	<1000	< 170	< 860	<360

Notes:
J - Analyte detected below the PQL
NA - Not analyzed
MDL used for graphing purposes
Source: O'Brien & Gere Engineers, Inc.

O'BRIEN & GERE

Table 3c

Honeywell

Phase II Pre-Design Investigation
SCA Supernatant Treatability Testing

Effluent Elutriate Testing
SMU-1A
Site 10115
Data Summary

Parameter	Settling (hours)						
	0	1	2	3	4	8	24
Polychlorinated biphenyls (ug/L)							
Aroclor 1016	<1.14	<1.02	<0.952	<1.11	<3.57	<1.09	<2.00
Aroclor 1221	<1.14	<1.02	<0.952	<1.11	<3.57	<1.09	<2.00
Aroclor 1232	<1.14	<1.02	<0.952	<1.11	<3.57	<1.09	<2.00
Aroclor 1242	<1.14	<1.02	<0.952	<1.11	<3.57	<1.09	<2.00
Aroclor 1248	<1.14	<1.02	<0.952	<1.11	<3.57	<1.09	<2.00
Aroclor 1254	<1.14	<1.02	<0.952	<1.11	<3.57	<1.09	<2.00
Aroclor 1260	<1.14	<1.02	<0.952	<1.11	<3.57	<1.09	<2.00
Mercury (7470) (ng/L)	**69000**	**710**	**430**	**73 J**	**68 J**	**490 J**	**93 J**
Mercury (1631E) (ng/L)	NA	NA	NA	NA	NA	NA	**160**
Methyl Mercury (ng/L)	NA	NA	NA	NA	NA	NA	**1.30**
Total suspended solids (mg/L)	**79000**	**290**	**210**	**68**	**71**	**480**	**99**

Notes:
J - Analyte detected below the PQL
NA - Not analyzed
MDL used for graphing purposes
Source: O'Brien & Gere Engineers, Inc.

O'BRIEN & GERE

Table 4a

Honeywell

Phase II Pre-Design Investigation
SCA Supernatant Treatability Testing

Effluent Elutriate Testing
SMU-1A
Site 10115F
Data Summary

Parameter	Aeration (Minutes)					Settling (Hours)						
	0	15	30	45	60	0	1	2	3	4	8	24
Ammonia (mg/L)	**17**	**15**	**15**	**15**	**15**	**15**	NA	NA	NA	NA	NA	**9.2**
Volatile organic compounds (ug/L)												
1,1,1,2-Tetrachloroethane	<125	<125	<125	<125	<100	<100	<50	<50	<50	<50	<50	<50
1,1,1-Trichloroethane	<125	<125	<125	<125	<100	<100	<100	<100	<100	<100	<100	<100
1,1,2,2-Tetrachloroethane	<125	<125	<125	<125	<100	<100	<50	<50	<50	<50	<50	<50
1,1,2-Trichloroethane	<125	<125	<125	<125	<100	<100	<50	<50	<50	<50	<50	<50
1,1-Dichloroethane	<125	<125	<125	<125	<100	<100	<50	<50	<50	<50	<50	<50
1,1-Dichloroethene	<125	<125	<125	<125	<100	<100	<50	<50	<50	<50	<50	<50
1,1-Dichloropropene	<125	<125	<125	<125	<100	<100	<50	<50	<50	<50	<50	<50
1,2,3-Trichlorobenzene	<250	<250	<250	<250	<200	<200	<100	<100	<100	<100	<100	<100
1,2,3-Trichloropropane	<125	<125	<125	<125	<100	<100	<50	<50	<50	<50	<50	<50
1,2,4-Trichlorobenzene	<250	<250	<250	<250	<200	<200	<100	<100	<100	<100	<100	<100
1,2,4-Trimethylbenzene	**488**	**432**	**405**	**378**	**438**	**438**	**365**	**379**	**376**	**298**	**359**	**160**
1,2-Dibromo-3-chloropropane	<250	<250	<250	<250	<200	<200	<100	<100	<100	<100	<100	<100
1,2-Dibromoethane	<125	<125	<125	<125	<100	<100	<50	<50	<50	<50	<50	<50
1,2-Dichlorobenzene	**97.5 J**	**97.5 J**	**92.5 J**	**82.5 J**	**94 J**	**94 J**	**82**	**85**	**80**	**65**	**78**	**40 J**
1,2-Dichloroethane	<125	<125	<125	<125	<100	<100	<50	<50	<50	<50	<50	<50
1,2-Dichloropropane	<125	<125	<125	<125	<100	<100	<50	<50	<50	<50	<50	<50
1,3,5-Trimethylbenzene	**295**	**265**	**250**	**228**	**256**	**256**	**211**	**223**	**220**	**179**	**213**	**95**
1,3-Dichlorobenzene	<125	<125	<125	<125	<100	<100	<50	<50	<50	<50	<50	<50
1,3-Dichloropropane	<125	<125	<125	<125	<100	<100	<50	<50	<50	<50	<50	<50
1,4-Dichlorobenzene	**87.5 J**	**90 J**	**77.5 J**	**72.5 J**	**90 J**	**90 J**	**73**	**76**	**72**	**57**	**70**	**37 J**
2,2-Dichloropropane	<125	<125	<125	<125	<100	<100	<50	<50	<50	<50	<50	<50
2-Chlorotoluene	<125	<125	<125	<125	<100	<100	<50	<50	<50	<50	<50	<50
4-Chlorotoluene	<125	<125	<125	<125	<100	<100	<50	<50	<50	<50	<50	<50
Benzene	**340**	**240**	**132**	**52.5 J**	**116**	**116**	**101**	**110**	**108**	**81**	**105**	**48 J**
Bromobenzene	<125	<125	<125	<125	<100	<100	<50	<50	<50	<50	<50	<50
Bromochloromethane	<125	<125	<125	<125	<100	<100	<50	<50	<50	<50	<50	<50
Bromodichloromethane	<125	<125	<125	<125	<100	<100	<50	<50	<50	<50	<50	<50
Bromoform	<125	<125	<125	<125	<100	<100	<50	<50	<50	<50	<50	<50
Bromomethane	<250	<250	<250	<250	<200	<200	<100	<100	<100	<100	<100	<100
Carbon tetrachloride	<125	<125	<125	<125	<100	<100	<50	<50	<50	<50	<50	<50
Chlorobenzene	**100 J**	**90 J**	**72.5 J**	**42.5 J**	**62 J**	**62 J**	**49 J**	**52**	**50**	**40 J**	**49 J**	**26 J**
Chloroethane	<250	<250	<250	<250	<200	<200	<100	<100	<100	<100	<100	<100
Chloroform	<125	<125	<125	<125	<100	<100	<50	<50	<50	<50	<50	<50
Chloromethane	<250	<250	<250	<250	<200	<200	<100	<100	<100	<100	<100	<100
cis-1,2-Dichloroethene	<125	<125	<125	<125	<100	<100	<50	<50	<50	<50	<50	<50
cis-1,3-Dichloropropene	<125	<125	<125	<125	<100	<100	<50	<50	<50	<50	<50	<50
Dibromochloromethane	<125	<125	<125	<125	<100	<100	<50	<50	<50	<50	<50	<50
Dibromomethane	<125	<125	<125	<125	<100	<100	<50	<50	<50	<50	<50	<50
Dichlorodifluoromethane	<250	<250	<250	<250	<200	<200	<100	<100	<100	<100	<100	<100
Ethylbenzene	**100 J**	**87.5 J**	**70 J**	**55 J**	**66 J**	**66 J**	**52**	**56**	**56**	**43 J**	**53**	**27 J**
Hexachlorobutadiene	<250	<250	<250	<250	<200	<200	<100	<100	<100	<100	<100	<100
Isopropylbenzene	**103 J**	**92.5**	**82.5**	**67.5 J**	**80 J**	**80 J**	**63**	**66**	**63**	**54**	**62**	**27 J**
Methyl tert-butyl ether	<125	<125	<125	<125	<100	<100	<50	<50	<50	<50	<50	<50
Methylene chloride	<500	<500	<500	<500	<400	<200	<200	<200	<200	<200	<200	<200
n- Butylbenzene	<125	<125	<125	<125	<100	<100	<50	<50	<50	<50	<50	<50
n- Propylbenzene	<125	<125	<125	<125	<100	<100	<50	<50	<50	<50	<50	<50
Naphthalene	**2700**	**2540**	**2440**	**2410**	**2820**	**2820**	**2550**	**2580**	**2500**	**2090**	**2440**	**1500**
p- Isopropyltoluene	<125	<125	<125	<125	<100	<100	<50	<50	**10 J**	<50	<50	<50
sec- Butylbenzene	**100 J**	**92.5 J**	**90 J**	**87.5 J**	**94 J**	**94 J**	**73**	**74**	**75**	**62**	**75**	**36 J**
Styrene	<125	<125	<125	<125	<100	<100	<50	<50	<50	<50	<50	<50
tert- Butylbenzene	<125	<125	<125	<125	<100	<100	<50	<50	<50	<50	<50	<50
Tetrachloroethene	<125	<125	<125	<125	<100	<100	<50	<50	<50	<50	<50	<50
Toluene	**812**	**638**	**415**	**225**	**370**	**370**	**296**	**319**	**305**	**243**	**307**	**150**
trans-1,2-Dichloroethene	<125	<125	<125	<125	<100	<100	<50	<50	<50	<50	<50	<50
trans-1,3-Dichloropropene	<125	<125	<125	<125	<100	<100	<50	<50	<50	<50	<50	<50
Trichloroethene	<125	<125	<125	<125	<100	<100	<50	<50	<50	<50	<50	<50
Trichlorofluoromethane	<250	<250	<250	<250	<200	<200	<100	<100	<100	<100	<100	<100
Vinyl chloride	<250	<250	<250	<250	<200	<200	<100	<100	<100	<100	<100	<100
Xylenes (total)	**2520**	**2230**	**1840**	**1340**	**1740**	**1740**	**1360**	**1480**	**1450**	**1140**	**1400**	**679**

Notes:
J - Analyte detected below the PQL
NA - Not analyzed
MDL used for graphing purposes

Source: O'Brien & Gere Engineers, Inc.

O'BRIEN & GERE

Table 4b

Honeywell
Phase II Pre-Design Investigation
SCA Supernatant Treatability Testing

Effluent Elutriate Testing
SMU-1A
Site 10115F
Data Summary

Parameter	Settling (hours)						
	0	1	2	3	4	8	24
Semi-volatile organic compounds (ug/L)							
1,2,4-Trichlorobenzene	<1500	<960	< 1100	<480	<1000	< 1100	<1000
1,2-Dichlorobenzene	<1500	<960	< 1100	<480	<1000	< 1100	<1000
1,3-Dichlorobenzene	<1500	<960	< 1100	<480	<1000	< 1100	<1000
1,4-Dichlorobenzene	<1500	<960	< 1100	<480	<1000	< 1100	<1000
2,4,5-Trichlorophenol	<7400	< 4800	< 5700	<2400	<5200	< 5600	<5200
2,4,6-Trichlorophenol	<1500	<960	< 1100	<480	<1000	< 1100	<1000
2,4-Dichlorophenol	<1500	<960	< 1100	<480	<1000	< 1100	<1000
2,4-Dimethylphenol	<1500	<960	< 1100	<480	<1000	< 1100	<1000
2,4-Dinitrophenol	<7400	< 4800	< 5700	<2400	<5200	< 5600	<5200
2,4-Dinitotoluene	<1500	<960	< 1100	<480	<1000	< 1100	<1000
2,6-Dinitotoluene	<1500	<960	< 1100	<480	<1000	< 1100	<1000
2-Chloronaphthalene	<1500	<960	< 1100	<480	<1000	< 1100	<1000
2-Chlorophenol	<1500	<960	< 1100	<480	<1000	< 1100	<1000
2-Methylnaphthalene	<1500	<960	< 1100	<480	<1000	< 1100	<1000
2-Methylphenol	<1500	<960	< 1100	<480	<1000	< 1100	<1000
2-Nitroaniline	<7400	< 4800	< 5700	<2400	<5200	< 5600	<5200
2-Nitrophenol	<1500	<960	< 1100	<480	<1000	< 1100	<1000
3,3'- Dichlorobenzidine	<2900	<960	<2300	< 950	<2100	<2200	<2100
3-Nitroaniline	<7400	<960	< 5700	<2400	<5200	< 5600	<5200
4,6-Dinitro-2-methylphenol	<1500	<960	< 1100	<480	<1000	< 1100	<1000
4-Bromophenyl phenyl ether	<1500	<960	< 1100	<480	<1000	< 1100	<1000
4-Chloro-3-methylphenol	<1500	<960	< 1100	<480	<1000	< 1100	<1000
4-Chloroaniline	<1500	<960	< 1100	<480	<1000	< 1100	<1000
4-Chlorophenyl phenyl ether	<1500	<960	< 1100	<480	<1000	< 1100	<1000
4-Methylphenol	<1500	<960	< 1100	<480	<1000	< 1100	<1000
4-Nitroaniline	<7400	< 4800	< 5700	<2400	<5200	< 5600	<5200
4-Nitrophenol	<7400	< 4800	< 5700	<2400	<5200	< 5600	<5200
Acenaphthene	<1500	<960	< 1100	<480	<1000	< 1100	<1000
Acenaphthylene	<1500	<960	< 1100	<480	<1000	< 1100	<1000
Anthracene	<1500	<960	< 1100	<480	<1000	< 1100	<1000
Benzo[a]anthracene	<1500	<960	< 1100	<480	<1000	< 1100	<1000
Benzo[a]pyrene	<1500	<960	< 1100	<480	<1000	< 1100	<1000
Benzo[b]fluoranthene	<1500	<960	< 1100	<480	<1000	< 1100	<1000
Benzo[g,h,i]perilene	<1500	<960	< 1100	<480	<1000	< 1100	<1000
Benzo[k]fluoranthrene	<1500	<960	< 1100	<480	<1000	< 1100	<1000
Benzoic acid	<7400	< 4800	< 5700	<2400	<5200	< 5600	<5200
Benzyl alcohol	<1500	<960	< 1100	<480	<1000	< 1100	<1000
bis(2-Chloroethoxy)methane	<1500	<960	< 1100	<480	<1000	< 1100	<1000
bis(2-Chloroethyl)ether	<1500	<960	< 1100	<480	<1000	< 1100	<1000
bis(2-Chloroisopropyl)ether	<1500	<960	< 1100	<480	<1000	< 1100	<1000
bis(2-Ethylhexal)phthalate	<1500	<960	< 1100	<480	<1000	< 1100	<1000
Butyl benzyl phthalate	<1500	<960	< 1100	<480	<1000	< 1100	<1000
Chrysene	<1500	<960	< 1100	<480	<1000	< 1100	<1000
Di-n-butyl phthalate	<1500	<960	< 1100	<480	<1000	< 1100	<1000
Di-n-octyl phthalate	<1500	<960	< 1100	<480	<1000	< 1100	<1000
Dibenz[a,h]anthracene	<1500	<960	< 1100	<480	<1000	< 1100	<1000
Dobenzofuran	<1500	<960	< 1100	<480	<1000	< 1100	<1000
Diethyl phthalate	<1500	<960	< 1100	<480	<1000	< 1100	<1000
Dimethyl phthalate	<1500	<960	< 1100	<480	<1000	< 1100	<1000
Fluoranthene	<1500	<960	< 1100	<480	<1000	< 1100	<1000
Fluorene	<1500	<960	< 1100	<480	<1000	< 1100	<1000
Hexachlorobezene	<1500	<960	< 1100	<480	<1000	< 1100	<1000
Hexachlorobutadiene	<1500	<960	< 1100	<480	<1000	< 1100	<1000
Hexachlorocyclopentadiene	<1500	<960	< 1100	<480	<1000	< 1100	<1000
Hexachloroethane	<1500	<960	< 1100	<480	<1000	< 1100	<1000
Indeno[1,2,3-cd]pyrene	<1500	<960	< 1100	<480	<1000	< 1100	<1000
Isophorone	<1500	<960	< 1100	<480	<1000	< 1100	<1000
N-Nitroso-di--n-propylamine	<1500	<960	< 1100	<480	<1000	< 1100	<1000
N-Nitrosodiphenylamine	<1500	<960	< 1100	<480	<1000	< 1100	<1000
Naphthalene	**2700**	**2600**	**1900**	**2000**	**1200**	**2300**	**1200**
Nitrobenzene	<1500	<960	< 1100	<480	<1000	< 1100	<1000
Pentachlorophenol	<52000	< 4800	< 5700	<2400	<5200	< 5600	<5200
Phenanthrene	<1500	<960	< 1100	<480	<1000	< 1100	<1000
Phenol	**800 J**	**770 J**	**620 J**	**650**	**610 J**	**740 J**	**610 J**
Pyrene	<1500	<960	< 1100	<480	<1000	< 1100	<1000

Notes:
J - Analyte detected below the PQL
NA - Not analyzed
MDL used for graphing purposes

Source: O'Brien & Gere Engineers, Inc.

Table 4c

Honeywell

Phase II Pre-Design Investigation
SCA Supernatant Treatability Testing

Effluent Elutriate Testing
SMU-1A
Site 10115F
Data Summary

Parameter	Settling (hours)						
	0	1	2	3	4	8	24
Polychlorinated biphenyls (ug/L)							
Aroclor 1016	<2.17	<1.25	<1.09	<1.11	NA	<1.11	<0.909
Aroclor 1221	<2.17	<1.25	<1.09	<1.11	NA	<1.11	<0.909
Aroclor 1232	<2.17	<1.25	<1.09	<1.11	NA	<1.11	<0.909
Aroclor 1242	<2.17	<1.25	<1.09	<1.11	NA	<1.11	<0.909
Aroclor 1248	<2.17	<1.25	<1.09	<1.11	NA	<1.11	<0.909
Aroclor 1254	<2.17	<1.25	<1.09	<1.11	NA	<1.11	<0.909
Aroclor 1260	<2.17	<1.25	<1.09	<1.11	NA	<1.11	<0.909
Mercury (ng/L)	<200	<200	<200	<200	<200	<200	<200
Total suspended solids (mg/L)	NA	NA	NA	NA	NA	NA	NA

Notes:
J - Analyte detected below the PQL
NA - Not analyzed
MDL used for graphing purposes

Source: O'Brien & Gere Engineers, Inc.

O'BRIEN & GERE

Table 5a

Honeywell

Phase II Pre-Design Investigation
SCA Supernatant Tretability Testing

Effluent Elutriate Testing
SMU-1A
Site 10116
Data Summary

Parameter	Aeration (Minutes)					Settling (Hours)						
	0	15	30	45	60	0	1	2	3	4	8	24
Ammonia (mg/L)	**17**	**16**	**17**	**13**	**16**	**16**	NA	NA	NA	NA	NA	**9.7**
Volatile Organic Compounds (ug/L)												
1,1,1,2-Tetrachloroethane	<100	<100	<100	<100	<100	<100	<100	<100	<100	<100	<100	<25
1,1,1-Trichloroethane	<100	<100	<100	<100	<100	<100	<100	<100	<100	<100	<100	<25
1,1,2,2-Tetrachloroethane	<100	<100	<100	<100	<100	<100	<100	<100	<100	<100	<100	<25
1,1,2-Trichloroethane	<100	<100	<100	<100	<100	<100	<100	<100	<100	<100	<100	<25
1,1-Dichloroethane	<100	<100	<100	<100	<100	<100	<100	<100	<100	<100	<100	<25
1,1-Dichloroethene	<100	<100	<100	<100	<100	<100	<100	<100	<100	<100	<100	<25
1,1-Dichloropropene	<100	<100	<100	<100	<100	<100	<100	<100	<100	<100	<100	<25
1,2,3-Trichlorobenzene	<200	<200	<200	<200	<200	<200	<200	<200	<200	<200	<200	<50
1,2,3-Trichloropropane	<100	<100	<100	<100	<100	<100	<100	<100	<100	<100	<100	<25
1,2,4-Trichlorobenzene	<200	<200	<200	<200	<200	<200	<200	<200	<200	<200	<200	<50
1,2,4-Trmethylbenzene	**414**	**372**	**304**	**252**	**200**	**200**	**146**	**136**	**144**	**140**	**152**	**67.5**
1,2-Dibromo-3-chloropropane	<200	<200	<200	<200	<200	<200	<200	<200	<200	<200	<200	<50
1,2-Dibromoethane	<100	<100	<100	<100	<100	<100	<100	<100	<100	<100	<100	<25
1,2-Dichlorobenzene	**470**	**418**	**382**	**310**	**278**	**278**	**222**	**208**	**216**	**206**	**224**	**103**
1,2-Dichloroethane	<100	<100	<100	<100	<100	<100	<100	<100	<100	<100	<100	<25
1,2-Dichloropropane	<100	<100	<100	<100	<100	<100	<100	<100	<100	<100	<100	<25
1,3,5-Trmethylbenzene	**270**	**238**	**198**	**160**	**126**	**126**	**92 J**	**88 J**	**92 J**	**88 J**	**94 J**	**41**
1,3-Dichlorobenzene	<100	<100	<100	<100	<100	<100	<100	<100	<100	<100	<100	<25
1,3-Dichloropropane	<100	<100	<100	<100	<100	<100	<100	<100	<100	<100	<100	<25
1,4-Dichlorobenzene	**220**	**204**	**182**	**154**	**132**	**132**	**100**	**96 J**	**100**	**98 J**	**104**	**45.5**
2,2-Dichloropropane	<100	<100	<100	<100	<100	<100	<100	<100	<100	<100	<100	<25
2-Chlorotoluene	<100	<100	<100	<100	<100	<100	<100	<100	<100	<100	<100	<25
4-Chlorotoluene	<100	<100	<100	<100	<100	<100	<100	<100	<100	<100	<100	<25
Benzene	**54 J**	**28 J**	<100	<100	<100	<100	<100	<100	<100	<100	<100	<25
Bromobenzene	<100	<100	<100	<100	<100	<100	<100	<100	<100	<100	<100	<25
Bromochloromethane	<100	<100	<100	<100	<100	<100	<100	<100	<100	<100	<100	<25
Bromodichloromethane	<100	<100	<100	<100	<100	<100	<100	<100	<100	<100	<100	<25
Bromoform	<100	<100	<100	<100	<100	<100	<100	<100	<100	<100	<100	<25
Bromomethane	<200	<200	<200	<200	<200	<200	<200	<200	<200	<200	<200	<50
Carbon tetrachloride	<100	<100	<100	<100	<100	<100	<100	<100	<100	<100	<100	<25
Chlorobenzene	**148**	**108**	**62 J**	**34 J**	**24 j**	**24 j**	<100	<100	<100	<100	**20 J**	**9.5 J**
Chloroethane	<200	<200	<200	<200	<200	<200	<200	<200	<200	<200	<200	<50
Chloroform	<100	<100	<100	<100	<100	<100	<100	<100	<100	<100	<100	<25
Chloromethane	<200	<200	<200	<200	<200	<200	<200	<200	<200	<200	<200	<50
cis-1,2-Dichloroethene	<100	<100	<100	<100	<100	<100	<100	<100	<100	<100	<100	<25
cis-1,3-Dichloropropene	<100	<100	<100	<100	<100	<100	<100	<100	<100	<100	<100	<25
Dibromochloromethane	<100	<100	<100	<100	<100	<100	<100	<100	<100	<100	<100	<25
Dibromomethane	<100	<100	<100	<100	<100	<100	<100	<100	<100	<100	<100	<25
Dichlorodifluoromethane	<200	<200	<200	<200	<200	<200	<200	<200	<200	<200	<200	<50
Ethylbenzene	**54 J**	**42 J**	**24 J**	<100	<100	<100	<100	<100	<100	<100	<100	<25
Hexachlorobutadiene	<200	<200	<200	<200	<200	<200	<200	<200	<200	<200	<200	<50
Isopropylbenzene	**52 J**	**44 J**	**34 J**	**24 J**	<100	<100	<100	<100	<100	<100	<100	**6 J**
Methyl tert-butyl ether	<100	<100	<100	<100	<100	<100	<100	<100	<100	<100	<100	<25
Methylene chloride	< 400	< 400	**24 J**	< 400	**26 J**	**26 J**	< 400	< 400	< 400	< 400	< 400	<100
n- Butylbenzene	<100	<100	<100	<100	<100	<100	<100	<100	<100	<100	<100	<25
n- Propylbenzene	<100	<100	<100	<100	<100	<100	<100	<100	<100	<100	<100	<25
Naphthalene	**3090**	**3070**	**3030**	**2780**	**2650**	**2650**	**2120**	**2020**	**2110**	**2050**	**2110**	**1100**
p- Isopropyltoluene	<100	<100	<100	<100	<100	<100	<100	<100	<100	<100	<100	<25
sec- Butylbenzene	**86 J**	**74 j**	**66 J**	**62 J**	**54 J**	**54 J**	**36 j**	**32 J**	**38 J**	**36 J**	**38 J**	**16 J**
Styrene	**32 J**	**20 J**	<100	<100	<100	<100	<100	<100	<100	<100	<100	<25
tert- Butylbenzene	<100	<100	<100	<100	<100	<100	<100	<100	<100	<100	<100	<25
Tetrachloroethene	<100	<100	<100	<100	<100	<100	<100	<100	<100	<100	<100	<25
Toluene	**200**	**130**	**48 J**	<100	<100	<100	<100	<100	<100	<100	<100	**6.5 J**
trans-1,2-Dichloroethene	<100	<100	<100	<100	<100	<100	<100	<100	<100	<100	<100	<25
trans-1,3-Dichloropropene	<100	<100	<100	<100	<100	<100	<100	<100	<100	<100	<100	<25
Trichloroethene	<100	<100	<100	<100	<100	<100	<100	<100	<100	<100	<100	<25
Trichlorofluoromethane	<200	<200	<200	<200	<200	<200	<200	<200	<200	<200	<200	<50
Vinyl chloride	<200	<200	<200	<200	<200	<200	<200	<200	<200	<200	<200	<50
Xylenes (total)	**1460**	**1140**	**704**	**408**	**266**	**266**	**214**	**198 J**	**206**	**198 J**	**226**	**104**

Notes:
J - Analyte detected below the PQL
NA - Not analyzed
MDL used for graphing purposes
Source: O'Brien & Gere Engineers, Inc.

Table 5b

Honeywell
Phase II Pre-Design Investigation
SCA Supernatant Tretability Testing

Effluent Elutriate Testing
SMU-1A
Site 10116
Data Summary

Parameter	Settling (hours)						
	0	1	2	3	4	8	24
Semivolatile Organic Compounds (ug/L)							
1,2,4-Trichlorobenzene	<5900	<1200	<1600	<1400	<1200	<1000	<360
1,2-Dichlorobenzene	**990 J**	**230 J**	**170 J**	**210 J**	**150 J**	**210 J**	**77 J**
1,3-Dichlorobenzene	<5900	<1200	<1600	<1400	<1200	<1000	<360
1,4-Dichlorobenzene	720 J	<1200	<1600	<1400	<1200	<1000	<360
2,4,5-Trichlorophenol	<29000	<5800	<7800	<6900	<6200	<5200	<1800
2,4,6-Trichlorophenol	<5900	<1200	<1600	<1400	<1200	<1000	<360
2,4-Dichlorophenol	<5900	<1200	<1600	<1400	<1200	<1000	<360
2,4-Dimethylphenol	<5900	<1200	<1600	<1400	<1200	<1000	<360
2,4-Dinitrophenol	<29000	<5800	<7800	<6900	<6200	<5200	<1800
2,4-Dinitotoluene	<5900	<1200	<1600	<1400	<1200	<1000	<360
2,6-Dinitotoluene	<5900	<1200	<1600	<1400	<1200	<1000	<360
2-Chloronaphthalene	<5900	<1200	<1600	<1400	<1200	<1000	<360
2-Chlorophenol	<5900	<1200	<1600	<1400	<1200	<1000	<360
2-Methylnaphthalene	<5900	<1200	<1600	<1400	<1200	<1000	<360
2-Methylphenol	<5900	<1200	<1600	<1400	<1200	<1000	<360
2-Nitroaniline	<29000	<5800	<7800	<6900	<6200	<5200	<1800
2-Nitrophenol	<5900	<1200	<1600	<1400	<1200	<1000	<360
3,3'- Dichlorobenzidine	<12000	<2300	<3100	<2800	<2500	<2100	<710
3-Nitroaniline	<29000	<5800	<7800	<6900	<6200	<5200	<1800
4,6-Dinitro-2-methylphenol	<5900	<1200	<1600	<1400	<1200	<1000	<360
4-Bromophenyl phenyl ether	<5900	<1200	<1600	<1400	<1200	<1000	<360
4-Chloro-3-methylphenol	<5900	<1200	<1600	<1400	<1200	<1000	<360
4-Chloroaniline	<5900	<1200	<1600	<1400	<1200	<1000	<360
4-Chlorophenyl phenyl ether	<5900	<1200	<1600	<1400	<1200	<1000	<360
4-Methylphenol	<5900	<1200	<1600	<1400	<1200	<1000	<360
4-Nitroaniline	<29000	<5800	<7800	<6900	<6200	<5200	<1800
4-Nitrophenol	<29000	<5800	<7800	<6900	<6200	<5200	<1800
Acenaphthene	<5900	<1200	<1600	<1400	<1200	<1000	<360
Acenaphthylene	<5900	<1200	<1600	<1400	<1200	<1000	<360
Anthracene	<5900	<1200	<1600	<1400	<1200	<1000	<360
Benzo[a]anthracene	<5900	<1200	<1600	<1400	<1200	<1000	<360
Benzo[a]pyrene	<5900	<1200	<1600	<1400	<1200	<1000	<360
Benzo[b]fluoranthrene	<5900	<1200	<1600	<1400	<1200	<1000	<360
Benzo[g,h,i]perilene	<5900	<1200	<1600	<1400	<1200	<1000	<360
Benzo[k]fluoranthrene	<5900	<1200	<1600	<1400	<1200	<1000	<360
Benzoic acid	<29000	<5800	<7800	<6900	<6200	<5200	<1800
Benzyl alcohol	<5900	<1200	<1600	<1400	<1200	<1000	<360
bis(2-Chloroethoxy)methane	<5900	<1200	<1600	<1400	<1200	<1000	<360
bis(2-Chloroethyl)ether	<5900	<1200	<1600	<1400	<1200	<1000	<360
bis(2-Chloroisopropyl)ether	<5900	<1200	<1600	<1400	<1200	<1000	<360
bis(2-Ethylhexal)phthalate	<5900	<1200	<1600	<1400	<1200	<1000	<360
Butyl benzyl phthalate	<5900	<1200	<1600	<1400	<1200	<1000	<360
Chrysene	<5900	<1200	<1600	<1400	<1200	<1000	<360
Di-n-butyl phthalate	<5900	<1200	<1600	<1400	<1200	<1000	<360
Di-n-octyl phthalate	<5900	<1200	<1600	<1400	<1200	<1000	<360
Dibenz[a,h]anthracene	<5900	<1200	<1600	<1400	<1200	<1000	<360
Dobenzofuran	<5900	<1200	<1600	<1400	<1200	<1000	<360
Diethyl phthalate	<5900	<1200	<1600	<1400	<1200	<1000	<360
Dimethyl phthalate	<5900	<1200	<1600	<1400	<1200	<1000	<360
Fluoranthene	<5900	<1200	<1600	<1400	<1200	<1000	<360
Fluorene	<5900	<1200	<1600	<1400	<1200	<1000	<360
Hexachlorobezene	<5900	<1200	<1600	<1400	<1200	<1000	<360
Hexachlorobutadiene	<5900	<1200	<1600	<1400	<1200	<1000	<360
Hexachlorocyclopentadiene	<5900	<1200	<1600	<1400	<1200	<1000	<360
Hexachloroethane	<5900	<1200	<1600	<1400	<1200	<1000	<360
Indeno[1,2,3-cd]pyrene	<5900	<1200	<1600	<1400	<1200	<1000	<360
Isophorone	<5900	<1200	<1600	<1400	<1200	<1000	<360
N-Nitroso-di--n-propylamine	<5900	<1200	<1600	<1400	<1200	<1000	<360
N-Nitrosodiphenylamine	<5900	<1200	<1600	<1400	<1200	<1000	<360
Naphthalene	**10000**	**2300**	**1800**	**2300**	**1700**	**2000**	**760**
Nitrobenzene	<5900	<1200	<1600	<1400	<1200	<1000	<360
Pentachlorophenol	<29000	<5800	<7800	<6900	<6200	<5200	<1800
Phenanthrene	<5900	<1200	<1600	<1400	<1200	<1000	<360
Phenol	**1800 J**	**2200**	**1900**	**2200**	**1800**	**1900**	**1600**
Pyrene	<5900	<1200	<1600	<1400	<1200	<1000	<360

Notes:
J - Analyte detected below the PQL
NA - Not analyzed
MDL used for graphing purposes
Source: O'Brien & Gere Engineers, Inc.

O'BRIEN & GERE

Table 5c

Honeywell

Phase II Pre-Design Investigation
SCA Supernatant Tretability Testing

Effluent Elutriate Testing
SMU-1A
Site 10116
Data Summary

Parameter	Settling (hours)						
	0	1	2	3	4	8	24
Polychlorinated biphenyls (ug/L)							
Aroclor 1016	<1.11	<1.18	<1.25	<1.33	NA	<1.06	<1.43
Aroclor 1221	<1.11	<1.18	<1.25	<1.33	NA	<1.06	<1.43
Aroclor 1232	<1.11	<1.18	<1.25	<1.33	NA	<1.06	<1.43
Aroclor 1242	<1.11	<1.18	<1.25	<1.33	NA	<1.06	<1.43
Aroclor 1248	<1.11	<1.18	<1.25	<1.33	NA	<1.06	<1.43
Aroclor 1254	<1.11	<1.18	<1.25	<1.33	NA	<1.06	<1.43
Aroclor 1260	<1.11	<1.18	<1.25	<1.33	NA	<1.06	<1.43
Mercury (ng/L)	**46000**	**260**	**120 J**	**740**	**59 J**	**470**	**200 J**
Mercury (1631E) (ng/L)	NA	NA	NA	NA	NA	NA	**20.7**
Methyl Mercury	NA	NA	NA	NA	NA	NA	**0.509**
Total suspended Solids (mg/L)	**62000**	**190**	**100**	**810**	**46**	**560**	**250**

Notes:
J - Analyte detected below the PQL
NA - Not analyzed
MDL used for graphing purposes
Source: O'Brien & Gere Engineers, Inc.

Table 6a

Honeywell
Phase II Pre-Design Investigation
SCA Supernatant Treatability Testing

Effluent Elutriate Testing
SMU-1A
Site 10116F
Data Summary

Parameter	Aeration (Minutes)					Settling (Hours)						
	0	15	30	45	60	0	1	2	3	4	8	24
Ammonia (mg/L)	**17**	**17**	**17**	**16**	**17**	**17**	NA	NA	NA	NA	NA	**9.9**
Volatile Organic Compounds(ug/L)												
1,1,1,2-Tetrachloroethane	<50	<50	<50	<50	<50	<50	<50	<50	<50	<50	<50	NA
1,1,1-Trichloroethane	<50	<50	<50	<50	<50	<50	<50	<50	<50	<50	<50	NA
1,1,2,2-Tetrachloroethane	<50	<50	<50	<50	<50	<50	<50	<50	<50	<50	<50	NA
1,1,2-Trichloroethane	<50	<50	<50	<50	<50	<50	<50	<50	<50	<50	<50	NA
1,1-Dichloroethane	<50	<50	<50	<50	<50	<50	<50	<50	<50	<50	<50	NA
1,1-Dichloroethene	<50	<50	<50	<50	<50	<50	<50	<50	<50	<50	<50	NA
1,1-Dichloropropene	<50	<50	<50	<50	<50	<50	<50	<50	<50	<50	<50	NA
1,2,3-Trichlorobenzene	<100	<100	<100	<100	<100	<100	<100	<100	<100	<100	<100	NA
1,2,3-Trichloropropane	<50	<50	<50	<50	<50	<50	<50	<50	<50	<50	<50	NA
1,2,4-Trichlorobenzene	<100	<100	<100	<100	<100	<100	<100	<100	<100	<100	<100	NA
1,2,4-Trmethylbenzene	**282**	**287**	**231**	**140**	**171**	**171**	**144**	**140**	**127**	**136**	**128**	NA
1,2-Dibromo-3-chloropropane	<100	<100	<100	<100	<100	<100	<100	<100	<100	<100	<100	NA
1,2-Dibromoethane	<50	<50	<50	<50	<50	<50	<50	<50	<50	<50	<50	NA
1,2-Dichlorobenzene	**291**	**302**	**268**	**160**	**228**	**228**	**197**	**192**	**183**	**180**	**182**	NA
1,2-Dichloroethane	<50	<50	<50	<50	<50	<50	<50	<50	<50	<50	<50	NA
1,2-Dichloropropane	<50	<50	<50	<50	<50	<50	<50	<50	<50	<50	<50	NA
1,3,5-Trmethylbenzene	**191**	**190**	**148**	**91**	**107**	**107**	**90**	**86**	**77**	**83**	**79**	NA
1,3-Dichlorobenzene	<50	<50	<50	<50	<50	<50	<50	<50	<50	<50	<50	NA
1,3-Dichloropropane	<50	<50	<50	<50	<50	<50	<50	<50	<50	<50	<50	NA
1,4-Dichlorobenzene	**125**	**128**	**116**	**67**	**99**	**99**	**85**	**87**	**82**	**82**	**81**	NA
2,2-Dichloropropane	<50	<50	<50	<50	<50	<50	<50	<50	<50	<50	<50	NA
2-Chlorotoluene	<50	<50	<50	<50	<50	<50	<50	<50	<50	<50	<50	NA
4-Chlorotoluene	<50	<50	<50	<50	<50	<50	<50	<50	<50	<50	<50	NA
Benzene	**26 J**	**15 J**	<50	<50	<50	<50	<50	<50	<50	<50	<50	NA
Bromobenzene	<50	<50	<50	<50	<50	<50	<50	<50	<50	<50	<50	NA
Bromochloromethane	<50	<50	<50	<50	<50	<50	<50	<50	<50	<50	<50	NA
Bromodichloromethane	<50	<50	<50	<50	<50	<50	<50	<50	<50	<50	<50	NA
Bromoform	<50	<50	<50	<50	<50	<50	<50	<50	<50	<50	<50	NA
Bromomethane	<100	<100	<100	<100	<100	<100	<100	<100	<100	<100	<100	NA
Carbon tetrachloride	<50	<50	<50	<50	<50	<50	<50	<50	<50	<50	<50	NA
Chlorobenzene	**76**	**65**	**45 J**	**17 J**	**18 J**	**18 J**	**20 J**	**16 J**	**16 J**	**15 J**	**16 J**	NA
Chloroethane	<100	<100	<100	<100	<100	<100	<100	<100	<100	<100	<100	NA
Chloroform	<50	<50	<50	<50	<50	<50	<50	<50	<50	<50	<50	NA
Chloromethane	<100	<100	<100	<100	<100	<100	<100	<100	<100	<100	<100	NA
cis-1,2-Dichloroethene	<50	<50	<50	<50	<50	<50	<50	<50	<50	<50	<50	NA
cis-1,3-Dichloropropene	<50	<50	<50	<50	<50	<50	<50	<50	<50	<50	<50	NA
Dibromochloromethane	<50	<50	<50	<50	<50	<50	<50	<50	<50	<50	<50	NA
Dibromomethane	<50	<50	<50	<50	<50	<50	<50	<50	<50	<50	<50	NA
Dichlorodifluoromethane	<100	<100	<100	<100	<100	<100	<100	<100	<100	<100	<100	NA
Ethylbenzene	**31 J**	**29 J**	**18 J**	<50	<50	<50	<50	<50	<50	<50	<50	NA
Hexachlorobutadiene	<100	<100	<100	<100	<100	<100	<100	<100	<100	<100	<100	NA
Isopropylbenzene	**34 J**	**33 J**	**25 J**	**14 J**	**15 J**	**15 J**	**13 J**	**11 J**	**11 J**	**11 J**	**11 J**	NA
Methyl tert-butyl ether	<50	<50	<50	<50	<50	<50	<50	<50	<50	<50	<50	NA
Methylene chloride	<200	<200	**10 J**	**15 J**	**12 J**	**12 J**	<200	<200	<200	<200	<200	NA
n- Butylbenzene	<50	<50	<50	<50	<50	<50	<50	<50	<50	<50	<50	NA
n- Propylbenzene	<50	<50	<50	<50	<50	<50	<50	<50	<50	<50	<50	NA
Naphthalene	**2060**	**2180**	**2100**	**1380**	**2240**	**2240**	**1900**	**1910**	**1880**	**1760**	**1830**	NA
p- Isopropyltoluene	<50	<50	<50	<50	<50	<50	<50	<50	<50	<50	<50	NA
sec- Butylbenzene	**61**	**60**	**51**	**41 J**	**42 J**	**42 J**	**33 J**	**31 J**	**30 J**	**35 J**	**32 J**	NA
Styrene	**14 J**	**13 J**	**10 J**	<50	<50	<50	<50	<50	<50	<50	<50	NA
tert- Butylbenzene	<50	<50	<50	<50	<50	<50	<50	<50	<50	<50	<50	NA
Tetrachloroethene	<50	<50	<50	<50	<50	<50	<50	<50	<50	<50	<50	NA
Toluene	**104**	**76**	**36 J**	<50	**12 J**	**12 J**	**10 J**	<50	<50	**10 J**	**11 J**	NA
trans-1,2-Dichloroethene	<50	<50	<50	<50	<50	<50	<50	<50	<50	<50	<50	NA
trans-1,3-Dichloropropene	<50	<50	<50	<50	<50	<50	<50	<50	<50	<50	<50	NA
Trichloroethene	<50	<50	<50	<50	<50	<50	<50	<50	<50	<50	<50	NA
Trichlorofluoromethane	<100	<100	<100	<100	<100	<100	<100	<100	<100	<100	<100	NA
Vinyl chloride	<100	<100	<100	<100	<100	<100	<100	<100	<100	<100	<100	NA
Xylenes (total)	**867**	**797**	**534**	**203**	**230**	**230**	**204**	**197**	**175**	**184**	**194**	NA

Notes:
J - Analyte detected below the PQL
NA - Not analyzed
MDL used for graphing purposes

Source: O'Brien & Gere Engineers, Inc.

Table 6b

Honeywell
Phase II Pre-Design Investigation
SCA Supernatant Treatability Testing

Effluent Elutriate Testing
SMU-1A
Site 10116F
Data Summary

Parameter	Settling (hours)						
	0	1	2	3	4	8	24
Semivolatile Organic Compounds (ug/L)							
1,2,4-Trichlorobenzene	<1600	<1200	<1300	<1300	<710	<1100	NA
1,2-Dichlorobenzene	**180 J**	**180 J**	**180 J**	**150 J**	**140 J**	**190 J**	NA
1,3-Dichlorobenzene	<1600	<1200	<1300	<1300	<710	<1100	NA
1,4-Dichlorobenzene	<1600	<1200	<1300	<1300	<710	<1100	NA
2,4,5-Trichlorophenol	<7800	<6200	<6600	<6600	<3600	<5400	NA
2,4,6-Trichlorophenol	<1600	<1200	<1300	<1300	<710	<1100	NA
2,4-Dichlorophenol	<1600	<1200	<1300	<1300	<710	<1100	NA
2,4-Dimethylphenol	<1600	<1200	<1300	<1300	<710	<1100	NA
2,4-Dinitrophenol	<7800	<6200	<6600	<6600	<3600	<5400	NA
2,4-Dinitotoluene	<1600	<1200	<1300	<1300	<710	<1100	NA
2,6-Dinitotoluene	<1600	<1200	<1300	<1300	<710	<1100	NA
2-Chloronaphthalene	<1600	<1200	<1300	<1300	<710	<1100	NA
2-Chlorophenol	<1600	<1200	<1300	<1300	<710	<1100	NA
2-Methylnaphthalene	<1600	<1200	<1300	<1300	<710	<1100	NA
2-Methylphenol	<1600	<1200	<1300	<1300	<710	<1100	NA
2-Nitroaniline	<7800	<6200	<6600	<6600	<3600	<5400	NA
2-Nitrophenol	<1600	<1200	<1300	<1300	<710	<1100	NA
3,3'- Dichlorobenzidine	<3100	<2500	<2600	<2600	<1400	<2200	NA
3-Nitroaniline	<7800	<6200	<6600	<6600	<3600	<5400	NA
4,6-Dinitro-2-methylphenol	<1600	<1200	<1300	<1300	<710	<1100	NA
4-Bromophenyl phenyl ether	<1600	<1200	<1300	<1300	<710	<1100	NA
4-Chloro-3-methylphenol	<1600	<1200	<1300	<1300	<710	<1100	NA
4-Chloroaniline	<1600	<1200	<1300	<1300	<710	<1100	NA
4-Chlorophenyl phenyl ether	<1600	<1200	<1300	<1300	<710	<1100	NA
4-Methylphenol	<1600	<1200	<1300	<1300	**100 J**	**120 J**	NA
4-Nitroaniline	<7800	<6200	<6600	<6600	<3600	<5400	NA
4-Nitrophenol	<7800	<6200	<6600	<6600	<3600	<5400	NA
Acenaphthene	<1600	<1200	<1300	<1300	<710	<1100	NA
Acenaphthylene	<1600	<1200	<1300	<1300	<710	<1100	NA
Anthracene	<1600	<1200	<1300	<1300	<710	<1100	NA
Benzo[a]anthracene	<1600	<1200	<1300	<1300	<710	<1100	NA
Benzo[a]pyrene	<1600	<1200	<1300	<1300	<710	<1100	NA
Benzo[b]fluoranthrene	<1600	<1200	<1300	<1300	<710	<1100	NA
Benzo[g,h,i]perilene	<1600	<1200	<1300	<1300	<710	<1100	NA
Benzo[k]fluoranthrene	<1600	<1200	<1300	<1300	<710	<1100	NA
Benzoic acid	<7800	<6200	<6600	<6600	<3600	<5400	NA
Benzyl alcohol	<1600	<1200	<1300	<1300	<710	<1100	NA
bis(2-Chloroethoxy)methane	<1600	<1200	<1300	<1300	<710	<1100	NA
bis(2-Chloroethyl)ether	<1600	<1200	<1300	<1300	<710	<1100	NA
bis(2-Chloroisopropyl)ether	<1600	<1200	<1300	<1300	<710	<1100	NA
bis(2-Ethylhexal)phthalate	<1600	<1200	<1300	<1300	<710	<1100	NA
Butyl benzyl phthalate	<1600	<1200	<1300	<1300	<710	<1100	NA
Chrysene	<1600	<1200	<1300	<1300	<710	<1100	NA
Di-n-butyl phthalate	<1600	<1200	<1300	<1300	<710	<1100	NA
Di-n-octyl phthalate	<1600	<1200	<1300	<1300	<710	<1100	NA
Dibenz[a,h]anthracene	<1600	<1200	<1300	<1300	<710	<1100	NA
Dobenzofuran	<1600	<1200	<1300	<1300	<710	<1100	NA
Diethyl phthalate	<1600	<1200	<1300	<1300	<710	<1100	NA
Dimethyl phthalate	<1600	<1200	<1300	<1300	<710	<1100	NA
Fluoranthene	<1600	<1200	<1300	<1300	<710	<1100	NA
Fluorene	<1600	<1200	<1300	<1300	<710	<1100	NA
Hexachlorobezene	<1600	<1200	<1300	<1300	<710	<1100	NA
Hexachlorobutadiene	<1600	<1200	<1300	<1300	<710	<1100	NA
Hexachlorocyclopentadiene	<1600	<1200	<1300	<1300	<710	<1100	NA
Hexachloroethane	<1600	<1200	<1300	<1300	<710	<1100	NA
Indeno[1,2,3-cd]pyrene	<1600	<1200	<1300	<1300	<710	<1100	NA
Isophorone	<1600	<1200	<1300	<1300	<710	<1100	NA
N-Nitroso-di--n-propylamine	<1600	<1200	<1300	<1300	<710	<1100	NA
N-Nitrosodiphenylamine	<1600	<1200	<1300	<1300	<710	<1100	NA
Naphthalene	**2000**	**1900**	**1800**	**1600**	**1500**	**1800**	NA
Nitrobenzene	<1600	<1200	<1300	<1300	<710	<1100	NA
Pentachlorophenol	<7800	<6200	<6600	<6600	<3600	<5400	NA
Phenanthrene	<1600	<1200	<1300	<1300	<710	<1100	NA
Phenol	**2000**	**2100**	**2000**	**1800**	**1800**	**2100**	NA
Pyrene	<1600	<1200	<1300	<1300	<710	<1100	NA

Notes:
J - Analyte detected below the PQL
NA - Not analyzed
MDL used for graphing purposes

Source: O'Brien & Gere Engineers, Inc.

Table 6c

Honeywell

Phase II Pre-Design Investigation
SCA Supernatant Treatability Testing

Effluent Elutriate Testing
SMU-1A
Site 10116F
Data Summary

Parameter	Settling (hours)						
	0	1	2	3	4	8	24
Polychlorinated biphenyls (ug/L)	<6.67	<1.18	<1.37	<1.28	NA	<1.25	<1.19
Aroclor 1016	<6.67	<1.18	<1.37	<1.28	NA	<1.25	<1.19
Aroclor 1221	<6.67	<1.18	<1.37	<1.28	NA	<1.25	<1.19
Aroclor 1232	<6.67	<1.18	<1.37	<1.28	NA	<1.25	<1.19
Aroclor 1242	<6.67	<1.18	<1.37	<1.28	NA	<1.25	<1.19
Aroclor 1248	<6.67	<1.18	<1.37	<1.28	NA	<1.25	<1.19
Aroclor 1254	<6.67	<1.18	<1.37	<1.28	NA	<1.25	<1.19
Aroclor 1260	<6.67	<1.18	<1.37	<1.28	NA	<1.25	<1.19
Mercury (ng/L)	<200	<200	<200	<200	<200	<200	<200
Total suspended Solids (mg/L)	NA	NA	NA	NA	NA	NA	NA

Notes:
J - Analyte detected below the PQL
NA - Not analyzed
MDL used for graphing purposes

Source: O'Brien & Gere Engineers, Inc.

O'BRIEN & GERE

Table 7a

Honeywell

Phase II Pre-Design Investigation
SCA Supernatant Treatability Testing

Effluent Elutriate Testing
SMU-1B
Site 10117
Data Summary

Parameter	Aeration (Minutes)					Settling (Hours)						
	0	15	30	45	60	0	1	2	3	4	8	24
Ammonia (mg/L)	**9.9**	**11**	**12**	**9.6**	**12**	**12**	NA	NA	NA	NA	NA	**7.2**
Volatile Organic Compounds(ug/L)												
1,1,1,2-Tetrachloroethane	< 100	< 100	< 100	< 100	< 100	< 100	< 100	< 100	< 100	< 100	< 100	< 50
1,1,1-Trichloroethane	< 100	< 100	< 100	< 100	< 100	< 100	< 100	< 100	< 100	< 100	< 100	< 50
1,1,2,2-Tetrachloroethane	< 100	< 100	< 100	< 100	< 100	< 100	< 100	< 100	< 100	< 100	< 100	< 50
1,1,2-Trichloroethane	< 100	< 100	< 100	< 100	< 100	< 100	< 100	< 100	< 100	< 100	< 100	< 50
1,1-Dichloroethane	< 100	< 100	< 100	< 100	< 100	< 100	< 100	< 100	< 100	< 100	< 100	< 50
1,1-Dichloroethene	< 100	< 100	< 100	< 100	< 100	< 100	< 100	< 100	< 100	< 100	< 100	< 50
1,1-Dichloropropene	< 100	< 100	< 100	< 100	< 100	< 100	< 100	< 100	< 100	< 100	< 100	< 50
1,2,3-Trichlorobenzene	< 200	< 200	22 J	< 200	< 200	< 200	< 200	< 200	< 200	< 200	< 200	< 100
1,2,3-Trichloropropane	< 100	< 100	< 100	< 100	< 100	< 100	< 100	< 100	< 100	< 100	< 100	< 50
1,2,4-Trichlorobenzene	**46 J**	**40 J**	**60 J**	**58 J**	**58 J**	**58 J**	**42 J**	**36 J**	**38 J**	**40 J**	**34 J**	**14 J**
1,2,4-Trmethylbenzene	**260**	**224**	**278**	**246**	**250**	**250**	**172**	**158**	**180**	**184**	**154**	**69**
1,2-Dibromo-3-chloropropane	< 200	< 200	< 200	< 200	< 200	< 200	< 200	< 200	< 200	< 200	< 200	< 100
1,2-Dibromoethane	< 100	< 100	< 100	< 100	< 100	< 100	< 100	< 100	< 100	< 100	< 100	< 50
1,2-Dichlorobenzene	**3370**	**2960**	**3400**	**3120**	**3270**	**3270**	**2450**	**2260**	**2500**	**2560**	**2230**	**1180**
1,2-Dichloroethane	< 100	< 100	< 100	< 100	< 100	< 100	< 100	< 100	< 100	< 100	< 100	< 50
1,2-Dichloropropane	< 100	< 100	< 100	< 100	< 100	< 100	< 100	< 100	< 100	< 100	< 100	< 50
1,3,5-Trmethylbenzene	**174**	**152**	**174**	**154**	**158**	**158**	**112**	**102**	**114**	**116**	**96 J**	**48 J**
1,3-Dichlorobenzene	< 100	< 100	< 100	< 100	< 100	< 100	< 100	< 100	< 100	< 100	< 100	< 50
1,3-Dichloropropane	< 100	< 100	< 100	< 100	< 100	< 100	< 100	< 100	< 100	< 100	< 100	< 50
1,4-Dichlorobenzene	**5470**	**4830**	**5550**	**5010**	**5230**	**5230**	**3800**	**3510**	**3890**	**4020**	**3440**	**1790**
2,2-Dichloropropane	< 100	< 100	< 100	< 100	< 100	< 100	< 100	< 100	< 100	< 100	< 100	< 50
2-Chlorotoluene	< 100	< 100	< 100	< 100	< 100	< 100	< 100	< 100	< 100	< 100	< 100	< 50
4-Chlorotoluene	< 100	< 100	< 100	< 100	< 100	< 100	< 100	< 100	< 100	< 100	< 100	< 50
Benzene	**1230**	**590**	**424**	**152**	**262**	**262**	**220**	**200**	**224**	**230**	**212**	**98**
Bromobenzene	< 100	< 100	< 100	< 100	< 100	< 100	< 100	< 100	< 100	< 100	< 100	< 50
Bromochloromethane	< 100	< 100	< 100	< 100	< 100	< 100	< 100	< 100	< 100	< 100	< 100	< 50
Bromodichloromethane	< 100	< 100	< 100	< 100	< 100	< 100	< 100	< 100	< 100	< 100	< 100	< 50
Bromoform	< 100	< 100	< 100	< 100	< 100	< 100	< 100	< 100	< 100	< 100	< 100	< 50
Bromomethane	< 200	< 200	< 200	< 200	< 200	< 200	< 200	< 200	< 200	< 200	< 200	< 100
Carbon tetrachloride	< 100	< 100	< 100	< 100	< 100	< 100	< 100	< 100	< 100	< 100	< 100	< 50
Chlorobenzene	**8390**	**5900**	**5720**	**3510**	**4350**	**4350**	**3360**	**3050**	**3380**	**3520**	**3120**	**1580**
Chloroethane	< 200	< 200	< 200	< 200	< 200	< 200	< 200	< 200	< 200	< 200	< 200	< 100
Chloroform	< 100	< 100	< 100	< 100	< 100	< 100	< 100	< 100	< 100	< 100	< 100	< 50
Chloromethane	< 200	< 200	< 200	< 200	< 200	< 200	< 200	< 200	< 200	< 200	< 200	< 100
cis-1,2-Dichloroethene	< 100	< 100	< 100	< 100	< 100	< 100	< 100	< 100	< 100	< 100	< 100	< 50
cis-1,3-Dichloropropene	< 100	< 100	< 100	< 100	< 100	< 100	< 100	< 100	< 100	< 100	< 100	< 50
Dibromochloromethane	< 100	< 100	< 100	< 100	< 100	< 100	< 100	< 100	< 100	< 100	< 100	< 50
Dibromomethane	< 100	< 100	< 100	< 100	< 100	< 100	< 100	< 100	< 100	< 100	< 100	< 50
Dichlorodifluoromethane	< 200	< 200	< 200	< 200	< 200	< 200	< 200	< 200	< 200	< 200	< 200	< 100
Ethylbenzene	**198**	**150**	**148**	**102**	**118**	**118**	**86 J**	**78 J**	**86 J**	**92 J**	**76 J**	**39 J**
Hexachlorobutadiene	< 200	< 200	< 200	< 200	< 200	< 200	< 200	< 200	< 200	< 200	< 200	< 100
Isopropylbenzene	**50 J**	**44 J**	**52 J**	**42 J**	**46 J**	**46 J**	**32 J**	**28 J**	**32 J**	**34 J**	**30 J**	**13 J**
Methyl tert-butyl ether	< 100	< 100	< 100	< 100	< 100	< 100	< 100	< 100	< 100	< 100	< 100	< 50
Methylene chloride	< 400	< 400	44 J	26 J	32 J	32 J	34 J	< 400	< 400	36 J	66 J	< 200
n- Butylbenzene	< 100	< 100	< 100	< 100	< 100	< 100	< 100	< 100	< 100	< 100	< 100	< 50
n- Propylbenzene	< 100	< 100	< 100	< 100	< 100	< 100	< 100	< 100	< 100	< 100	< 100	< 50
Naphthalene	**3880**	**3640**	**4360**	**4480**	**4470**	**4470**	**3520**	**3360**	**3540**	**3600**	**3230**	**1690**
p- Isopropyltoluene	< 100	< 100	< 100	< 100	< 100	< 100	< 100	< 100	< 100	< 100	< 100	< 50
sec- Butylbenzene	**52 J**	**48 J**	**62 J**	**62 J**	**60 J**	**60 J**	**38 J**	**34 J**	**40 J**	**42 J**	**34 J**	**16 J**
Styrene	**86 J**	**66 J**	**72 J**	**50 J**	**58 J**	**58 J**	**38 J**	**34 J**	**36 J**	**40 J**	**34 J**	**15 J**
tert- Butylbenzene	< 100	< 100	< 100	< 100	< 100	< 100	< 100	< 100	< 100	< 100	< 100	< 50
Tetrachloroethene	< 100	< 100	< 100	< 100	< 100	< 100	< 100	< 100	< 100	< 100	< 100	< 50
Toluene	**364**	**222**	**184**	**88 J**	**130**	**130**	**98 J**	**90 J**	**98 J**	**104**	**96 J**	**47 J**
trans-1,2-Dichloroethene	< 100	< 100	< 100	< 100	< 100	< 100	< 100	< 100	< 100	< 100	< 100	< 50
trans-1,3-Dichloropropene	< 100	< 100	< 100	< 100	< 100	< 100	< 100	< 100	< 100	< 100	< 100	< 50
Trichloroethene	< 100	< 100	< 100	< 100	< 100	< 100	< 100	< 100	< 100	< 100	< 100	< 50
Trichlorofluoromethane	< 200	< 200	< 200	< 200	< 200	< 200	< 200	< 200	< 200	< 200	< 200	< 100
Vinyl chloride	< 200	< 200	< 200	< 200	< 200	< 200	< 200	< 200	< 200	< 200	< 200	< 100
Xylenes (total)	**2880**	**2210**	**2300**	**1590**	**1820**	**1820**	**1320**	**1190**	**1340**	**1380**	**1180**	**593**

Notes:
J - Analyte detected below the PQL
NA - Not analyzed
MDL used for graphing purposes
Source: O'Brien & Gere Engineers, Inc.

O'BRIEN & GERE

Table 7B

Honeywell

Phase II Pre-Design Investigation
SCA Supernatant Treatability Testing

Effluent Elutriate Testing
SMU-1b
Site 10117
Data Summary

Parameter	Settling (hours)						
	0	1	2	3	4	8	24
Semivolatile Organic Compounds (ug/L)							
1,2,4-Trichlorobenzene	< 11000	< 1200	< 1600	< 1200	< 1500	< 960	<380
1,2-Dichlorobenzene	**9600 J**	**2000**	**1400 J**	**1700**	**1400 J**	**1500**	**610**
1,3-Dichlorobenzene	< 11000	< 1200	< 1600	< 1200	< 1500	< 960	<380
1,4-Dichlorobenzene	**16000**	**3000**	**1900**	**2400**	**2000**	**2100**	<380
2,4,5-Trichlorophenol	< 54000	< 6200	< 7800	< 6200	< 7400	< 4800	<1900
2,4,6-Trichlorophenol	< 11000	< 1200	< 1600	< 1200	< 1500	< 960	<380
2,4-Dichlorophenol	< 11000	< 1200	< 1600	< 1200	< 1500	< 960	<380
2,4-Dimethylphenol	< 11000	< 1200	< 1600	< 1200	< 1500	< 960	<380
2,4-Dinitrophenol	< 54000	< 6200	< 7800	< 6200	< 7400	< 4800	<1900
2,4-Dinitotoluene	< 11000	< 1200	< 1600	< 1200	< 1500	< 960	<380
2,6-Dinitotoluene	< 11000	< 1200	< 1600	< 1200	< 1500	< 960	<380
2-Chloronaphthalene	< 11000	< 1200	< 1600	< 1200	< 1500	< 960	<380
2-Chlorophenol	< 11000	< 1200	< 1600	< 1200	< 1500	< 960	<380
2-Methylnaphthalene	< 11000	< 1200	< 1600	< 1200	< 1500	< 960	<380
2-Methylphenol	< 11000	< 1200	< 1600	< 1200	< 1500	< 960	<380
2-Nitroaniline	< 54000	< 6200	< 7800	< 6200	< 7400	< 4800	<1900
2-Nitrophenol	< 11000	< 1200	< 1600	< 1200	< 1500	< 960	<380
3,3'- Dichlorobenzidine	< 22000	< 2500	< 3100	< 2500	< 2900	< 1900	<770
3-Nitroaniline	< 54000	< 6200	< 7800	< 6200	< 7400	< 4800	<1900
4,6-Dinitro-2-methylphenol	< 11000	< 1200	< 1600	< 1200	< 1500	< 960	<380
4-Bromophenyl phenyl ether	< 11000	< 1200	< 1600	< 1200	< 1500	< 960	<380
4-Chloro-3-methylphenol	< 11000	< 1200	< 1600	< 1200	< 1500	<960	<380
4-Chloroaniline	< 11000	< 1200	< 1600	< 1200	< 1500	< 960	<380
4-Chlorophenyl phenyl ether	< 11000	< 1200	< 1600	< 1200	< 1500	< 960	<380
4-Methylphenol	< 11000	< 1200	< 1600	< 1200	< 1500	< 960	<380
4-Nitroaniline	< 54000	< 6200	< 7800	< 6200	< 7400	< 4800	<1900
4-Nitrophenol	< 54000	< 6200	< 7800	< 6200	< 7400	< 4800	<1900
Acenaphthene	< 11000	< 1200	< 1600	< 1200	< 1500	< 960	<380
Acenaphthylene	< 11000	< 1200	< 1600	< 1200	< 1500	< 960	<380
Anthracene	< 11000	< 1200	< 1600	< 1200	< 1500	< 960	<380
Benzo[a]anthracene	< 11000	< 1200	< 1600	< 1200	< 1500	< 960	<380
Benzo[a]pyrene	< 11000	< 1200	< 1600	< 1200	< 1500	< 960	<380
Benzo[b]fluoranthrene	< 11000	< 1200	< 1600	< 1200	< 1500	< 960	<380
Benzo[g,h,i]perilene	< 11000	< 1200	< 1600	< 1200	< 1500	< 960	<380
Benzo[k]fluoranthrene	< 11000	< 1200	< 1600	< 1200	< 1500	< 960	<380
Benzoic acid	< 54000	< 6200	< 7800	< 6200	< 7400	< 4800	<1900
Benzyl alcohol	< 11000	< 1200	< 1600	< 1200	< 1500	< 960	<380
bis(2-Chloroethoxy)methane	< 11000	< 1200	< 1600	< 1200	< 1500	< 960	<380
bis(2-Chloroethyl)ether	< 11000	< 1200	< 1600	< 1200	< 1500	< 960	<380
bis(2-Chloroisopropyl)ether	< 11000	< 1200	< 1600	< 1200	< 1500	< 960	<380
bis(2-Ethylhexal)phthalate	< 11000	< 1200	< 1600	< 1200	< 1500	< 960	<380
Butyl benzyl phthalate	< 11000	< 1200	< 1600	< 1200	< 1500	< 960	<380
Chrysene	< 11000	< 1200	< 1600	< 1200	< 1500	< 960	<380
Di-n-butyl phthalate	< 11000	< 1200	< 1600	< 1200	< 1500	< 960	<380
Di-n-octyl phthalate	< 11000	< 1200	< 1600	< 1200	< 1500	< 960	<380
Dibenz[a,h]anthracene	< 11000	< 1200	< 1600	< 1200	< 1500	< 960	<380
Dobenzofuran	< 11000	< 1200	< 1600	< 1200	< 1500	< 960	<380
Diethyl phthalate	< 11000	< 1200	< 1600	< 1200	< 1500	< 960	<380
Dimethyl phthalate	< 11000	< 1200	< 1600	< 1200	< 1500	< 960	<380
Fluoranthene	< 11000	< 1200	< 1600	< 1200	< 1500	< 960	<380
Fluorene	< 11000	< 1200	< 1600	< 1200	< 1500	< 960	<380
Hexachlorobezene	< 11000	< 1200	< 1600	< 1200	< 1500	< 960	<380
Hexachlorobutadiene	< 11000	< 1200	< 1600	< 1200	< 1500	< 960	<380
Hexachlorocyclopentadiene	< 11000	< 1200	< 1600	< 1200	< 1500	< 960	<380
Hexachloroethane	< 11000	< 1200	< 1600	< 1200	< 1500	< 960	<380
Indeno[1,2,3-cd]pyrene	< 11000	< 1200	< 1600	< 1200	< 1500	< 960	<380
Isophorone	< 11000	< 1200	< 1600	< 1200	< 1500	< 960	<380
N-Nitroso-di--n-propylamine	< 11000	< 1200	< 1600	< 1200	< 1500	< 960	<380
N-Nitrosodiphenylamine	< 11000	< 1200	< 1600	< 1200	< 1500	< 960	<380
Naphthalene	**16000**	**3100**	**2300**	**2700**	**2300**	**2200**	**920**
Nitrobenzene	< 11000	< 1200	< 1600	< 1200	< 1500	< 960	<380
Pentachlorophenol	< 54000	< 6200	< 7800	< 6200	< 7400	< 4800	<1900
Phenanthrene	< 11000	< 1200	< 1600	< 1200	< 1500	< 960	<380
Phenol	< 11000	**510 J**	**410 J**	**510 J**	**420 J**	**430 J**	**290 J**
Pyrene	< 11000	< 1200	< 1600	< 1200	< 1500	< 960	<380

Notes:
J - Analyte detected below the PQL
NA - Not analyzed
MDL used for graphing purposes
Source: O'Brien & Gere Engineers, Inc.

O'BRIEN & GERE

Table 7c

Honeywell

Phase II Pre-Design Investigation
SCA Supernatant Treatability Testing

Effluent Elutriate Testing
SMU-1B
Site 10117
Data Summary

Parameter	Settling (hours)						
	0	1	2	3	4	8	24
Polychlorinated biphenyls (ug/L)							
Aroclor 1016	< 1.09	< 1.16	< 1.25	< 1.35	NA	< 1.14	< 1.39
Aroclor 1221	< 1.09	< 1.16	< 1.25	< 1.35	NA	< 1.14	< 1.39
Aroclor 1232	< 1.09	< 1.16	< 1.25	< 1.35	NA	< 1.14	< 1.39
Aroclor 1242	< 1.09	< 1.16	< 1.25	< 1.35	NA	< 1.14	< 1.39
Aroclor 1248	**6**	< 1.16	< 1.25	< 1.35	NA	< 1.14	< 1.39
Aroclor 1254	< 1.09	< 1.16	< 1.25	< 1.35	NA	< 1.14	< 1.39
Aroclor 1260	**3.51**	< 1.16	< 1.25	< 1.35	NA	< 1.14	< 1.39
Mercury (ng/L)	**1100000**	**2500**	**900**	**3000**	**480**	**1000**	**110**
Mercury (1631E) (ng/L)	NA	NA	NA	NA	NA	NA	**125**
Methyl Mercury (ng/L)	NA	NA	NA	NA	NA	NA	**2.96**
Total suspended Solids (mg/L)	**78000**	**660**	**120**	**310**	**66**	**140**	**50**

Notes:
J - Analyte detected below the PQL
NA - Not analyzed
MDL used for graphing purposes
Source: O'Brien & Gere Engineers, Inc.

O'BRIEN & GERE

Table 8a

Honeywell

Phase II Pre-Design Investigation
SCA Supernatant Treatability Testing

Effluent Elutriate Testing
SMU-1B
Site 10117 F
Data Summary

Parameter	Aeration (Minutes)					Settling (Hours)						
	0	15	30	45	60	0	1	2	3	4	8	24
Ammonia (mg/L)	**13**	**13**	**13**	**13**	**11**	**11**	NA	NA	NA	NA	NA	**7.5**
Volatile Organic Compounds (ug/L)												
1,1,1,2-Tetrachloroethane	< 50	< 50	< 50	> 50	< 50	< 50	< 50	< 50	< 50	< 50	< 50	NA
1,1,1-Trichloroethane	< 50	< 50	< 50	< 50	< 50	< 50	< 50	< 50	< 50	< 50	< 50	NA
1,1,2,2-Tetrachloroethane	< 50	< 50	< 50	< 50	< 50	< 50	< 50	< 50	< 50	< 50	< 50	NA
1,1,2-Trichloroethane	< 50	< 50	< 50	< 50	< 50	< 50	< 50	< 50	< 50	< 50	< 50	NA
1,1-Dichloroethane	< 50	< 50	< 50	< 50	< 50	< 50	< 50	< 50	< 50	< 50	< 50	NA
1,1-Dichloroethene	< 50	< 50	< 50	< 50	< 50	< 50	< 50	< 50	< 50	< 50	< 50	NA
1,1-Dichloropropene	< 50	< 50	< 50	< 50	< 50	< 50	< 50	< 50	< 50	< 50	< 50	NA
1,2,3-Trichlorobenzene	< 100	< 100	< 100	< 100	< 100	< 100	< 100	< 100	< 100	< 100	< 100	NA
1,2,3-Trichloropropane	< 50	< 50	< 50	< 50	< 50	< 50	< 50	< 50	< 50	< 50	< 50	NA
1,2,4-Trichlorobenzene	**25 J**	**27 J**	**36 J**	**34 J**	**50 J**	**50 J**	**35 J**	**36 J**	**13 J**	**32 J**	**36 J**	NA
1,2,4-Trmethylbenzene	**151**	**161**	**169**	**156**	**214**	**214**	**166**	**160**	**162**	**148**	**160**	NA
1,2-Dibromo-3-chloropropane	< 100	< 100	< 100	< 100	< 100	< 100	< 100	< 100	< 100	< 100	< 100	NA
1,2-Dibromoethane	< 50	< 50	< 50	< 50	< 50	< 50	< 50	< 50	< 50	< 50	< 50	NA
1,2-Dichlorobenzene	**1860**	**2020**	**2190**	**1800**	**2760**	**2760**	**2160**	**2140**	**2280**	**1970**	**2190**	NA
1,2-Dichloroethane	< 50	< 50	< 50	< 50	< 50	< 50	< 50	< 50	< 50	< 50	< 50	NA
1,2-Dichloropropane	< 50	< 50	< 50	< 50	< 50	< 50	< 50	< 50	< 50	< 50	< 50	NA
1,3,5-Trmethylbenzene	**101**	**102**	**106**	**100**	**138**	**138**	**105**	**104**	**104**	**94**	**102**	NA
1,3-Dichlorobenzene	< 50	< 50	< 50	< 50	< 50	< 50	< 50	< 50	< 50	< 50	< 50	NA
1,3-Dichloropropane	< 50	< 50	< 50	< 50	< 50	< 50	< 50	< 50	< 50	< 50	< 50	NA
1,4-Dichlorobenzene	**2750**	**2870**	**3270**	**2630**	**4280**	**4280**	**3320**	**3280**	**3520**	**3030**	**3340**	NA
2,2-Dichloropropane	< 50	< 50	< 50	< 50	< 50	< 50	< 50	< 50	< 50	< 50	< 50	NA
2-Chlorotoluene	< 50	< 50	< 50	< 50	< 50	< 50	< 50	< 50	< 50	< 50	< 50	NA
4-Chlorotoluene	< 50	< 50	< 50	< 50	< 50	< 50	< 50	< 50	< 50	< 50	< 50	NA
Benzene	**481**	**355**	**274**	**80**	**237**	**237**	**200**	**197**	**204**	**178**	**205**	NA
Bromobenzene	< 50	< 50	< 50	< 50	< 50	< 50	< 50	< 50	< 50	< 50	< 50	NA
Bromochloromethane	< 50	< 50	< 50	< 50	< 50	< 50	< 50	< 50	< 50	< 50	< 50	NA
Bromodichloromethane	< 50	< 50	< 50	< 50	< 50	< 50	< 50	< 50	< 50	< 50	< 50	NA
Bromoform	< 50	< 50	< 50	< 50	< 50	< 50	< 50	< 50	< 50	< 50	< 50	NA
Bromomethane	< 100	< 100	< 100	< 100	< 100	< 100	< 100	< 100	< 100	< 100	< 100	NA
Carbon tetrachloride	< 50	< 50	< 50	< 50	< 50	< 50	< 50	< 50	< 50	< 50	< 50	NA
Chlorobenzene	**3670**	**3640**	**3520**	**1800**	**3650**	**3650**	**2980**	**2990**	**3160**	**2710**	**3040**	NA
Chloroethane	< 100	< 100	< 100	< 100	< 100	< 100	< 100	< 100	< 100	< 100	< 100	NA
Chloroform	< 50	< 50	< 50	< 50	< 50	< 50	< 50	< 50	< 50	< 50	< 50	NA
Chloromethane	< 100	< 100	< 100	< 100	<100	<100	< 100	< 100	< 100	< 100	< 100	NA
cis-1,2-Dichloroethene	< 50	< 50	< 50	< 50	< 50	< 50	< 50	< 50	< 50	< 50	< 50	NA
cis-1,3-Dichloropropene	< 50	< 50	< 50	< 50	< 50	< 50	< 50	< 50	< 50	< 50	< 50	NA
Dibromochloromethane	< 50	< 50	< 50	< 50	< 50	< 50	< 50	< 50	< 50	< 50	< 50	NA
Dibromomethane	< 50	< 50	< 50	< 50	< 50	< 50	< 50	< 50	< 50	< 50	< 50	NA
Dichlorodifluoromethane	< 100	< 100	< 100	< 100	< 100	< 100	< 100	< 100	< 100	< 100	< 100	NA
Ethylbenzene	**98**	**96**	**90**	**56**	**98**	**98**	**77**	**78**	**82**	**72**	**75**	NA
Hexachlorobutadiene	< 100	< 100	< 100	< 100	< 100	< 100	< 100	< 100	< 100	< 100	< 100	NA
Isopropylbenzene	**30 J**	**30 J**	**31 J**	**28 J**	**37 J**	**37 J**	**28 J**	**28 J**	**28 J**	**27 J**	**27 J**	NA
Methyl tert-butyl ether	< 50	< 50	< 50	< 50	< 50	< 50	< 50	< 50	< 50	< 50	< 50	NA
Methylene chloride	< 200	< 200	**13 J**	**14 J**	**14 J**	**14 J**	**24 J**	< 200	< 200	**16 J**	**23 J**	NA
n- Butylbenzene	< 50	< 50	< 50	< 50	< 50	< 50	< 50	< 50	< 50	< 50	< 50	NA
n- Propylbenzene	< 50	< 50	< 50	< 50	< 50	< 50	< 50	< 50	< 50	< 50	< 50	NA
Naphthalene	**2250**	**2440**	**2920**	**2550**	**3860**	**3860**	**3180**	**3130**	**3140**	**2840**	**3060**	NA
p- Isopropyltoluene	< 50	< 50	< 50	< 50	< 50	< 50	< 50	< 50	< 50	< 50	< 50	NA
sec- Butylbenzene	**32 J**	**33 J**	**35 J**	**40 J**	**50**	**50**	**36 J**	**35 J**	**36 J**	**32 J**	**35 J**	NA
Styrene	**40 J**	**39 J**	**41 J**	**23 J**	**47 J**	**47 J**	**35 J**	**33 J**	**37 J**	**33 J**	**36 J**	NA
tert- Butylbenzene	< 50	< 50	< 50	< 50	< 50	< 50	< 50	< 50	< 50	< 50	< 50	NA
Tetrachloroethene	< 50	< 50	< 50	< 50	< 50	< 50	< 50	< 50	< 50	< 50	< 50	NA
Toluene	**159**	**137**	**116**	**47 J**	**110**	**110**	**90**	**89**	**93**	**79**	**93**	NA
trans-1,2-Dichloroethene	< 50	< 50	< 50	< 50	< 50	< 50	< 50	< 50	< 50	< 50	< 50	NA
trans-1,3-Dichloropropene	< 50	< 50	< 50	< 50	< 50	< 50	< 50	< 50	< 50	< 50	< 50	NA
Trichloroethene	< 50	< 50	< 50	< 50	< 50	< 50	< 50	< 50	< 50	< 50	< 50	NA
Trichlorofluoromethane	< 100	< 100	< 100	< 100	< 100	< 100	< 100	< 100	< 100	< 100	< 100	NA
Vinyl chloride	< 100	< 100	< 100	< 100	< 100	< 100	< 100	, 100	< 100	< 100	< 100	NA
Xylenes (total)	**1440**	**1460**	**1380**	**903**	**1540**	**1540**	**1220**	**1220**	**1290**	**1090**	**1210**	NA

Notes:
J - Analyte detected below the PQL
NA - Not analyzed
MDL used for graphing purposes
Source: O'Brien & Gere Engineers, Inc.

O'BRIEN & GERE

Table 8b

Honeywell

Phase II Pre-Design Investigation
SCA Supernatant Treatability Testing

Effluent Elutriate Testing
SMU-1B
Site 10117 F
Data Summary

Parameter	Settling (hours)						
	0	1	2	3	4	8	24
Semivolatile Organic Compounds (ug/L)							
1,2,4-Trichlorobenzene	< 1200	< 1200	< 1200	< 690	< 1200	< 1000	NA
1,2-Dichlorobenzene	**1800**	**1000 J**	**1400**	**1100**	**1200 J**	**1500**	NA
1,3-Dichlorobenzene	< 1200	< 1200	< 1200	< 690	< 1200	< 1000	NA
1,4-Dichlorobenzene	**2500**	**1400**	**2000**	**1600**	**1700**	**2200**	NA
2,4,5-Trichlorophenol	< 6200	< 6000	< 6000	< 3500	< 6200	< 5000	NA
2,4,6-Trichlorophenol	< 1200	< 1200	< 1200	< 690	< 1200	< 1000	NA
2,4-Dichlorophenol	< 1200	< 1200	< 1200	< 690	< 1200	< 1000	NA
2,4-Dimethylphenol	< 1200	< 1200	< 1200	< 690	< 1200	< 1000	NA
2,4-Dinitrophenol	< 6200	< 6000	< 6000	< 3500	< 6200	< 5000	NA
2,4-Dinitotoluene	< 1200	< 1200	< 1200	< 690	< 1200	< 1000	NA
2,6-Dinitotoluene	< 1200	< 1200	< 1200	< 690	< 1200	< 1000	NA
2-Chloronaphthalene	< 1200	< 1200	< 1200	< 690	< 1200	< 1000	NA
2-Chlorophenol	< 1200	< 1200	< 1200	< 690	< 1200	< 1000	NA
2-Methylnaphthalene	< 1200	< 1200	< 1200	< 690	< 1200	< 1000	NA
2-Methylphenol	< 1200	< 1200	< 1200	< 690	< 1200	< 1000	NA
2-Nitroaniline	< 6200	< 6000	< 6000	< 3500	< 6200	< 5000	NA
2-Nitrophenol	< 1200	< 1200	< 1200	< 690	< 1200	< 1000	NA
3,3'- Dichlorobenzidine	< 2500	< 2400	< 2400	< 1400	< 2500	< 2000	NA
3-Nitroaniline	< 6200	< 6000	< 6000	< 3500	< 6200	< 5000	NA
4,6-Dinitro-2-methylphenol	< 1200	< 1200	< 1200	< 690	< 1200	< 1000	NA
4-Bromophenyl phenyl ether	< 1200	< 1200	< 1200	< 690	< 1200	< 1000	NA
4-Chloro-3-methylphenol	< 1200	< 1200	< 1200	< 690	< 1200	< 1000	NA
4-Chloroaniline	< 1200	< 1200	< 1200	< 690	< 1200	< 1000	NA
4-Chlorophenyl phenyl ether	< 1200	< 1200	< 1200	< 690	< 1200	< 1000	NA
4-Methylphenol	< 1200	< 1200	< 1200	< 690	< 1200	< 1000	NA
4-Nitroaniline	< 6200	< 6000	< 6000	< 3500	< 6200	< 5000	NA
4-Nitrophenol	< 6200	< 6000	< 6000	< 3500	< 6200	< 5000	NA
Acenaphthene	< 1200	< 1200	< 1200	< 690	< 1200	< 1000	NA
Acenaphthylene	< 1200	< 1200	< 1200	< 690	< 1200	< 1000	NA
Anthracene	< 1200	< 1200	< 1200	< 690	< 1200	< 1000	NA
Benzo[a]anthracene	< 1200	< 1200	< 1200	< 690	< 1200	< 1000	NA
Benzo[a]pyrene	< 1200	< 1200	< 1200	< 690	< 1200	< 1000	NA
Benzo[b]fluoranthrene	< 1200	< 1200	< 1200	< 690	< 1200	< 1000	NA
Benzo[g,h,i]perilene	< 1200	< 1200	< 1200	< 690	< 1200	< 1000	NA
Benzo[k]fluoranthrene	< 1200	< 1200	< 1200	> 690	< 1200	< 1000	NA
Benzoic acid	< 6200	< 6000	< 6000	< 3500	< 6200	< 5000	NA
Benzyl alcohol	< 1200	< 1200	< 1200	< 690	< 1200	< 1000	NA
bis(2-Chloroethoxy)methane	< 1200	< 1200	< 1200	< 690	< 1200	< 1000	NA
bis(2-Chloroethyl)ether	< 1200	< 1200	< 1200	< 690	< 1200	< 1000	NA
bis(2-Chloroisopropyl)ether	< 1200	< 1200	< 1200	< 690	< 1200	< 1000	NA
bis(2-Ethylhexal)phthalate	< 1200	< 1200	< 1200	< 690	< 1200	< 1000	NA
Butyl benzyl phthalate	< 1200	< 1200	< 1200	< 690	< 1200	< 1000	NA
Chrysene	< 1200	< 1200	< 1200	< 690	< 1200	< 1000	NA
Di-n-butyl phthalate	< 1200	< 1200	< 1200	< 690	< 1200	< 1000	NA
Di-n-octyl phthalate	< 1200	< 1200	< 1200	< 690	< 1200	< 1000	NA
Dibenz[a,h]anthracene	< 1200	< 1200	< 1200	< 690	< 1200	< 1000	NA
Dobenzofuran	< 1200	< 1200	< 1200	< 690	< 1200	< 1000	NA
Diethyl phthalate	< 1200	< 1200	< 1200	< 690	< 1200	< 1000	NA
Dimethyl phthalate	< 1200	< 1200	< 1200	< 690	< 1200	< 1000	NA
Fluoranthene	< 1200	< 1200	< 1200	< 690	< 1200	< 1000	NA
Fluorene	< 1200	< 1200	< 1200	< 690	< 1200	< 1000	NA
Hexachlorobezene	< 1200	< 1200	< 1200	< 690	< 1200	< 1000	NA
Hexachlorobutadiene	< 1200	< 1200	< 1200	< 690	< 1200	< 1000	NA
Hexachlorocyclopentadiene	< 1200	< 1200	< 1200	< 690	< 1200	< 1000	NA
Hexachloroethane	< 1200	< 1200	< 1200	< 690	< 1200	< 1000	NA
Indeno[1,2,3-cd]pyrene	< 1200	< 1200	< 1200	< 690	< 1200	< 1000	NA
Isophorone	< 1200	< 1200	< 1200	< 690	< 1200	< 1000	NA
N-Nitroso-di--n-propylamine	< 1200	< 1200	< 1200	< 690	< 1200	< 1000	NA
N-Nitrosodiphenylamine	< 1200	< 1200	< 1200	< 690	< 1200	< 1000	NA
Naphthalene	**2700**	**1500**	**2200**	**1800**	**2000**	**2400**	NA
Nitrobenzene	< 1200	< 1200	< 1200	< 690	< 1200	< 1000	NA
Pentachlorophenol	< 6200	< 6000	< 6000	< 3500	< 6200	< 5000	NA
Phenanthrene	< 1200	< 1200	< 1200	< 690	< 1200	< 1000	NA
Phenol	**470 J**	**280 J**	**450 J**	**460 J**	**440 J**	**470 J**	NA
Pyrene	< 1200	< 1200	< 1200	< 690	< 1200	< 1000	NA

Notes:
J - Analyte detected below the PQL
NA - Not analyzed
MDL used for graphing purposes
Source: O'Brien & Gere Engineers, Inc.

O'BRIEN & GERE

Table 8c

Honeywell

Phase II Pre-Design Investigation
SCA Supernatant Treatability Testing

Effluent Elutriate Testing
SMU-1B
Site 10117F
Data Summary

Parameter	Settling (hours)						
	0	1	2	3	4	8	24
Polychlorinated biphenyls (ug/L)							
Aroclor 1016	< 3.12	< 1.14	< 2.00	< 2.50	NA	< 1.39	< .704
Aroclor 1221	< 3.12	< 1.14	< 2.00	< 2.50	NA	< 1.39	< .704
Aroclor 1232	< 3.12	< 1.14	< 2.00	< 2.50	NA	< 1.39	< .704
Aroclor 1242	< 3.12	< 1.14	< 2.00	< 2.50	NA	< 1.39	< .704
Aroclor 1248	< 3.12	< 1.14	< 2.00	< 2.50	NA	< 1.39	< .704
Aroclor 1254	< 3.12	< 1.14	< 2.00	< 2.50	NA	< 1.39	< .704
Aroclor 1260	< 3.12	< 1.14	< 2.00	< 2.50	NA	< 1.39	< .704
Mercury (ng/L)	**35 J**	**70 J**	**98 J**	**66 J**	**59 J**	**52 J**	<200
Total suspended solids (mg/L)	NA	NA	NA	NA	NA	NA	NA

Notes:
J - Analyte detected below the PQL
NA - Not analyzed
MDL used for graphing purposes
Source: O'Brien & Gere Engineers, Inc.

O'BRIEN & GERE

Table 9a

Honeywell

Phase II Pre-Design Investigation
SCA Supernatant Treatability Testing

Effluent Elutriate Testing
SMU-1B
Site 10118
Data Summary

Parameter	Aeration (Minutes)					Settling (Hours)						
	0	15	30	45	60	0	1	2	3	4	8	24
Ammonia (mg/L)	**12**	**12**	**13**	**12**	**13**	**13**	NA	NA	NA	NA	NA	**8.3**
Volatile Organic Compounds(ug/L)												
1,1,1,2-Tetrachloroethane	<100	<100	<100	<100	<100	<100	<100	<100	<100	<100	<100	<100
1,1,1-Trichloroethane	<100	<100	<100	<100	<100	<100	<100	<100	<100	<100	<100	<100
1,1,2,2-Tetrachloroethane	<100	<100	<100	<100	<100	<100	<100	<100	<100	<100	<100	<100
1,1,2-Trichloroethane	<100	<100	<100	<100	<100	<100	<100	<100	<100	<100	<100	<100
1,1-Dichloroethane	<100	<100	<100	<100	<100	<100	<100	<100	<100	<100	<100	<100
1,1-Dichloroethene	<100	<100	<100	<100	<100	<100	<100	<100	<100	<100	<100	<100
1,1-Dichloropropene	<100	<100	<100	<100	<100	<100	<100	<100	<100	<100	<100	<100
1,2,3-Trichlorobenzene	<200	<200	<200	<200	<200	<200	<200	<200	<200	<200	<200	<200
1,2,3-Trichloropropane	<100	<100	<100	<100	<100	<100	<100	<100	<100	<100	<100	<100
1,2,4-Trichlorobenzene	**42 J**	**38 J**	**44 J**	**34 J**	**40 J**	**40 J**	**28 J**	**26 J**	**32 J**	**36 J**	**30 J**	<200
1,2,4-Trmethylbenzene	**244**	**220**	**200**	**152**	**126**	**126**	**106**	**90 J**	**112**	**112**	**116**	**46 J**
1,2-Dibromo-3-chloropropane	<200	<200	<200	<200	<200	<200	<200	<200	<200	<200	<200	<200
1,2-Dibromoethane	<100	<100	<100	<100	<100	<100	<100	<100	<100	<100	<100	<100
1,2-Dichlorobenzene	**2190**	**2030**	**2050**	**1600**	**1350**	**1350**	**1230**	**1020**	**1240**	**1280**	**1270**	**588**
1,2-Dichloroethane	<100	<100	<100	<100	<100	<100	<100	<100	<100	<100	<100	<100
1,2-Dichloropropane	<100	<100	<100	<100	<100	<100	<100	<100	<100	<100	<100	<100
1,3,5-Trmethylbenzene	**164**	**146**	**134**	**104**	**84 J**	**84 J**	**70 J**	**60 J**	**74 J**	**70 J**	**72 J**	**28 J**
1,3-Dichlorobenzene	<100	<100	<100	<100	<100	<100	<100	<100	<100	<100	<100	<100
1,3-Dichloropropane	<100	<100	<100	<100	<100	<100	<100	<100	<100	<100	<100	<100
1,4-Dichlorobenzene	**3730**	**3480**	**3350**	**2670**	**2260**	**2260**	**1980**	**1640**	**1970**	**2060**	**2090**	**924**
2,2-Dichloropropane	<100	<100	<100	<100	<100	<100	<100	<100	<100	<100	<100	<100
2-Chlorotoluene	<100	<100	<100	<100	<100	<100	<100	<100	<100	<100	<100	<100
4-Chlorotoluene	<100	<100	<100	<100	<100	<100	<100	<100	<100	<100	<100	<100
Benzene	**242**	**104**	**44 J**	<100	<100	<100	<100	<100	<100	**22 J**	**22 J**	**20 J**
Bromobenzene	<100	<100	<100	<100	<100	<100	<100	<100	<100	<100	<100	<100
Bromochloromethane	<100	<100	<100	<100	<100	<100	<100	<100	<100	<100	<100	<100
Bromodichloromethane	<100	<100	<100	<100	<100	<100	<100	<100	<100	<100	<100	<100
Bromoform	<100	<100	<100	<100	<100	<100	<100	<100	<100	<100	<100	<100
Bromomethane	<200	<200	<200	<200	<200	<200	<200	<200	<200	<200	<200	<200
Carbon tetrachloride	<100	<100	<100	<100	<100	<100	<100	<100	<100	<100	<100	<100
Chlorobenzene	**6030**	**4290**	**2860**	**1480**	**1130**	**1130**	**1090**	**926**	**1140**	**1230**	**1230**	**778**
Chloroethane	<200	<200	<200	<200	<200	<200	<200	<200	<200	<200	<200	<200
Chloroform	<100	<100	<100	<100	<100	<100	<100	<100	<100	<100	<100	<100
Chloromethane	<200	<200	<200	<200	<200	<200	<200	<200	<200	<200	<200	<200
cis-1,2-Dichloroethene	<100	<100	<100	<100	<100	<100	<100	<100	<100	<100	<100	<100
cis-1,3-Dichloropropene	<100	<100	<100	<100	<100	<100	<100	<100	<100	<100	<100	<100
Dibromochloromethane	<100	<100	<100	<100	<100	<100	<100	<100	<100	<100	<100	<100
Dibromomethane	<100	<100	<100	<100	<100	<100	<100	<100	<100	<100	<100	<100
Dichlorodifluoromethane	<200	<200	<200	<200	<200	<200	<200	<200	<200	<200	<200	<200
Ethylbenzene	**148**	**116**	**78 J**	**42 J**	**32 J**	**32 J**	**30 J**	**26 J**	**32 J**	**32 J**	**34 J**	<100
Hexachlorobutadiene	<200	<200	<200	<200	<200	<200	<200	<200	<200	<200	<200	<200
Isopropylbenzene	**46 J**	**46 J**	**36 J**	**22 J**	<100	<100	<100	<100	<100	<100	<100	<100
Methyl tert-butyl ether	<100	<100	<100	<100	<100	<100	<100	<100	<100	<100	<100	<100
Methylene chloride	<400	<400	<400	<400	<400	<400	<400	<400	<400	<400	<400	<400
n- Butylbenzene	<100	<100	<100	<100	<100	<100	<100	<100	<100	<100	<100	<100
n- Propylbenzene	<100	<100	<100	<100	<100	<100	<100	<100	<100	<100	<100	<100
Naphthalene	**4510**	**4680**	**5070**	**4700**	**4240**	**4240**	**3930**	**3340**	**3870**	**3870**	**4060**	**1900**
p- Isopropyltoluene	<100	<100	<100	<100	<100	<100	<100	<100	<100	<100	<100	<100
sec- Butylbenzene	**52 J**	**52 J**	**50 J**	**42 J**	**36 J**	**36 J**	**26 J**	**22 J**	**28 J**	**30 J**	**32 J**	<100
Styrene	**156**	<100	<100	<100	<100	<100	<100	<100	<100	<100	<100	<100
tert- Butylbenzene	<100	<100	<100	<100	<100	<100	<100	<100	<100	<100	<100	<100
Tetrachloroethene	<100	<100	<100	<100	<100	<100	<100	<100	<100	<100	<100	<100
Toluene	**172**	**98 J**	**50 J**	<100	<100	<100	<100	<100	<100	**22 J**	<100	<100
trans-1,2-Dichloroethene	<100	<100	<100	<100	<100	<100	<100	<100	<100	<100	<100	<100
trans-1,3-Dichloropropene	<100	<100	<100	<100	<100	<100	<100	<100	<100	<100	<100	<100
Trichloroethene	<100	<100	<100	<100	<100	<100	<100	<100	<100	<100	<100	<100
Trichlorofluoromethane	<200	<200	<200	<200	<200	<200	<200	<200	<200	<200	<200	<200
Vinyl chloride	<200	<200	<200	<200	<200	<200	<200	<200	<200	<200	<200	<200
Xylenes (total)	**1960**	**1510**	**1110**	**598**	**452**	**452**	**412**	**344**	**414**	**454**	**440**	**242**

Notes:
J - Analyte detected below the PQL
NA - Not analyzed
MDL used for graphing purposes
Source: O'Brien & Gere Engineers, Inc.

O'BRIEN & GERE

Table 9b

Honeywell

Phase II Pre-Design Investigation
SCA Supernatant Treatability Testing

Effluent Elutriate Testing
SMU-1B
Site 10118
Data Summary

Parameter	Settling (hours)						
	0	1	2	3	4	8	24
Semivolatile Organic Compounds (ug/L)							
1,2,4-Trichlorobenzene	<10000	<1000	<1800	<1300	<1800	<1100	<620
1,2-Dichlorobenzene	**3200 J**	**810 J**	**580 J**	**690 J**	**520 J**	**790 J**	**390 J**
1,3-Dichlorobenzene	<10000	<1000	<1800	<1300	<1800	<1100	<620
1,4-Dichlorobenzene	**6000 J**	**1200**	**810 J**	**970 J**	**730 J**	**1200**	<620
2,4,5-Trichlorophenol	<50000	<5000	<8900	<6600	<8900	<5400	<3100
2,4,6-Trichlorophenol	<10000	<1000	<1800	<1300	<1800	<1100	<620
2,4-Dichlorophenol	<10000	<1000	<1800	<1300	<1800	<1100	<620
2,4-Dimethylphenol	<10000	<1000	<1800	<1300	<1800	<1100	<620
2,4-Dinitrophenol	<50000	<5000	<8900	<6600	<8900	<5400	<3100
2,4-Dinitotoluene	<10000	<1000	<1800	<1300	<1800	<1100	<620
2,6-Dinitotoluene	<10000	<1000	<1800	<1300	<1800	<1100	<620
2-Chloronaphthalene	<10000	<1000	<1800	<1300	<1800	<1100	<620
2-Chlorophenol	<10000	<1000	<1800	<1300	<1800	<1100	<620
2-Methylnaphthalene	<10000	<1000	<1800	<1300	<1800	<1100	<620
2-Methylphenol	<10000	<1000	<1800	<1300	<1800	<1100	<620
2-Nitroaniline	<50000	<5000	<8900	<6600	<8900	<5400	<3100
2-Nitrophenol	<10000	<1000	<1800	<1300	<1800	<1100	<620
3,3'- Dichlorobenzidine	<20000	<2000	<3600	<2600	<3600	<2200	<1200
3-Nitroaniline	<50000	<5000	<8900	<6600	<8900	<5400	<3100
4,6-Dinitro-2-methylphenol	<10000	<1000	<1800	<1300	<1800	<1100	<620
4-Bromophenyl phenyl ether	<10000	<1000	<1800	<1300	<1800	<1100	<620
4-Chloro-3-methylphenol	<10000	<1000	<1800	<1300	<1800	<1100	<620
4-Chloroaniline	<10000	<1000	<1800	<1300	<1800	<1100	<620
4-Chlorophenyl phenyl ether	<10000	<1000	<1800	<1300	<1800	<1100	<620
4-Methylphenol	<10000	<1000	<1800	<1300	<1800	<1100	<620
4-Nitroaniline	<50000	<5000	<8900	<6600	<8900	<5400	<3100
4-Nitrophenol	<50000	<5000	<8900	<6600	<8900	<5400	<3100
Acenaphthene	<10000	<1000	<1800	<1300	<1800	<1100	<620
Acenaphthylene	<10000	<1000	<1800	<1300	<1800	<1100	<620
Anthracene	<10000	<1000	<1800	<1300	<1800	<1100	<620
Benzo[a]anthracene	<10000	<1000	<1800	<1300	<1800	<1100	<620
Benzo[a]pyrene	<10000	<1000	<1800	<1300	<1800	<1100	<620
Benzo[b]fluoranthrene	<10000	<1000	<1800	<1300	<1800	<1100	<620
Benzo[g,h,i]perilene	<10000	<1000	<1800	<1300	<1800	<1100	<620
Benzo[k]fluoranthrene	<10000	<1000	<1800	<1300	<1800	<1100	<620
Benzoic acid	<50000	<5000	<8900	<6600	<8900	<5400	<3100
Benzyl alcohol	<10000	<1000	<1800	<1300	<1800	<1100	<620
bis(2-Chloroethoxy)methane	<10000	<1000	<1800	<1300	<1800	<1100	<620
bis(2-Chloroethyl)ether	<10000	<1000	<1800	<1300	<1800	<1100	<620
bis(2-Chloroisopropyl)ether	<10000	<1000	<1800	<1300	<1800	<1100	<620
bis(2-Ethylhexal)phthalate	<10000	<1000	<1800	<1300	<1800	<1100	<620
Butyl benzyl phthalate	<10000	<1000	<1800	<1300	<1800	<1100	<620
Chrysene	<10000	<1000	<1800	<1300	<1800	<1100	<620
Di-n-butyl phthalate	<10000	<1000	<1800	<1300	<1800	<1100	<620
Di-n-octyl phthalate	<10000	<1000	<1800	<1300	<1800	<1100	<620
Dibenz[a,h]anthracene	<10000	<1000	<1800	<1300	<1800	<1100	<620
Dobenzofuran	<10000	<1000	<1800	<1300	<1800	<1100	<620
Diethyl phthalate	<10000	<1000	<1800	<1300	<1800	<1100	<620
Dimethyl phthalate	<10000	<1000	<1800	<1300	<1800	<1100	<620
Fluoranthene	<10000	<1000	<1800	<1300	<1800	<1100	<620
Fluorene	<10000	<1000	<1800	<1300	<1800	<1100	<620
Hexachlorobezene	<10000	<1000	<1800	<1300	<1800	<1100	<620
Hexachlorobutadiene	<10000	<1000	<1800	<1300	<1800	<1100	<620
Hexachlorocyclopentadiene	<10000	<1000	<1800	<1300	<1800	<1100	<620
Hexachloroethane	<10000	<1000	<1800	<1300	<1800	<1100	<620
Indeno[1,2,3-cd]pyrene	<10000	<1000	<1800	<1300	<1800	<1100	<620
Isophorone	<10000	<1000	<1800	<1300	<1800	<1100	<620
N-Nitroso-di--n-propylamine	<10000	<1000	<1800	<1300	<1800	<1100	<620
N-Nitrosodiphenylamine	<10000	<1000	<1800	<1300	<1800	<1100	<620
Naphthalene	**14000**	**3200**	**3000**	**3000**	**2400**	**3100**	**1400**
Nitrobenzene	<10000	<1000	<1800	<1300	<1800	<1100	<620
Pentachlorophenol	<50000	<5000	<8900	<6600	<8900	<5400	<3100
Phenanthrene	<10000	<1000	<1800	<1300	<1800	<1100	<620
Phenol	**<10000**	**270 J**	**290 J**	**270 J**	**230 J**	**280 J**	**220 J**
Pyrene	<10000	<1000	<1800	<1300	<1800	<1100	<620

Notes:
J - Analyte detected below the PQL
NA - Not analyzed
MDL used for graphing purposes
Source: O'Brien & Gere Engineers, Inc.

O'BRIEN & GERE

Table 9c

Honeywell

Phase II Pre-Design Investigation
SCA Supernatant Treatability Testing

Effluent Elutriate Testing
SMU-1B
Site 10118
Data Summary

Parameter	Settling (hours)						
	0	1	2	3	4	8	24
Polychlorinated biphenyls (ug/L)							
Aroclor 1016	<1.09	**0.484 J**	< 1.14	<1.11	NA	<1.06	<1.47
Aroclor 1221	<1.09	<1.11	< 1.14	<1.11	NA	<1.06	<1.47
Aroclor 1232	<1.09	<1.11	< 1.14	<1.11	NA	<1.06	<1.47
Aroclor 1242	<1.09	<1.11	< 1.14	<1.11	NA	<1.06	<1.47
Aroclor 1248	5.83	<1.11	< 1.14	<1.11	NA	<1.06	<1.47
Aroclor 1254	<1.09	<1.11	< 1.14	<1.11	NA	<1.06	<1.47
Aroclor 1260	**2.42**	<1.11	< 1.14	**0.042 J**	NA	<1.06	<1.47
Mercury (ng/L)	**1600000**	**9000**	**2300**	**1700**	**1100**	**9600**	**700**
Mercury (1631E) (ng/L)	NA	NA	NA	NA	NA	NA	**2890**
Methyl Mercury (ng/L)	NA	NA	NA	NA	NA	NA	**1.97**
Total suspended Solids (mg/L)	**56000**	**260**	**180**	**140**	**120**	**600**	**48**

Notes:
J - Analyte detected below the PQL
NA - Not analyzed
MDL used for graphing purposes
Source: O'Brien & Gere Engineers, Inc.

O'BRIEN & GERE

Table 10a

Honeywell

Phase II Pre-Design Investigation
SCA Supernatant Treatability Testing

Effluent Elutriate Testing
SMU-1B
Site 10118 F
Data Summary

Parameter	Aeration (Minutes)					Settling (Hours)						
	0	15	30	45	60	0	1	2	3	4	8	24
Ammonia (mg/L)	**14**	**13**	**13**	**13**	**13**	**13**	NA	NA	NA	NA	NA	**8**
Volatile organic compounds (ug/L)												
1,1,1,2-Tetrachloroethane	< 100	< 100	< 100	< 100	< 100	< 100	< 100	< 100	< 100	< 100	< 100	NA
1,1,1-Trichloroethane	< 100	< 100	< 100	< 100	< 100	< 100	< 100	< 100	< 100	< 100	< 100	NA
1,1,2,2-Tetrachloroethane	< 100	< 100	< 100	< 100	< 100	< 100	< 100	< 100	< 100	< 100	< 100	NA
1,1,2-Trichloroethane	< 100	< 100	< 100	< 100	< 100	< 100	< 100	< 100	< 100	< 100	< 100	NA
1,1-Dichloroethane	< 100	< 100	< 100	< 100	< 100	< 100	< 100	< 100	< 100	< 100	< 100	NA
1,1-Dichloroethene	< 100	< 100	< 100	< 100	< 100	< 100	< 100	< 100	< 100	< 100	< 100	NA
1,1-Dichloropropene	< 100	< 100	< 100	< 100	< 100	< 100	< 100	< 100	< 100	< 100	< 100	NA
1,2,3-Trichlorobenzene	< 200	< 200	< 200	< 200	< 200	< 200	< 200	< 200	< 200	< 200	< 200	NA
1,2,3-Trichloropropane	< 100	< 100	< 100	< 100	< 100	< 100	< 100	< 100	< 100	< 100	< 100	NA
1,2,4-Trichlorobenzene	**28 J**	**24 J**	**26 J**	**20 J**	**24 J**	**24 J**	**30 J**	**22 J**	< 200	**22 J**	**24 J**	NA
1,2,4-Trimethylbenzene	**158**	**130**	**128**	**94 J**	**98 J**	**98 J**	**96 J**	**78 J**	**60 J**	**84 J**	**78 J**	NA
1,2-Dibromo-3-chloropropane	< 200	< 200	< 200	< 200	< 200	< 200	< 200	< 200	< 200	< 200	< 200	NA
1,2-Dibromoethane	< 100	< 100	< 100	< 100	< 100	< 100	< 100	< 100	< 100	< 100	< 100	NA
1,2-Dichlorobenzene	**1480**	**1250**	**1290**	**978**	**1130**	**1130**	**1170**	**984**	**766**	**952**	**894**	NA
1,2-Dichloroethane	< 100	< 100	< 100	< 100	< 100	< 100	< 100	< 100	< 100	< 100	< 100	NA
1,2-Dichloropropane	< 100	< 100	< 100	, 100	< 100	< 100	< 100	< 100	< 100	< 100	< 100	NA
1,3,5-Trimethylbenzene	**108**	**84 J**	**86 J**	**62 J**	**68 J**	**68 J**	**72 J**	**52 J**	**38 J**	**56 J**	**50 J**	NA
1,3-Dichlorobenzene	< 100	< 100	< 100	< 100	< 100	< 100	< 100	< 100	< 100	< 100	< 100	NA
1,3-Dichloropropane	< 100	< 100	< 100	< 100	< 100	< 100	< 100	< 100	< 100	< 100	< 100	NA
1,4-Dichlorobenzene	**2330**	**1850**	**1980**	**1440**	**1810**	**1810**	**1860**	**1520**	**1120**	**1500**	**1400**	NA
2,2-Dichloropropane	< 100	< 100	< 100	< 100	< 100	< 100	< 100	< 100	< 100	< 100	< 100	NA
2-Chlorotoluene	< 100	< 100	< 100	< 100	< 100	< 100	< 100	< 100	< 100	< 100	< 100	NA
4-Chlorotoluene	< 100	< 100	< 100	< 100	< 100	< 100	< 100	< 100	< 100	< 100	< 100	NA
Benzene	**136**	**44 J**	**24 J**	< 100	< 100	< 100	< 100	< 100	< 100	< 100	< 100	NA
Bromobenzene	< 100	< 100	< 100	< 100	< 100	< 100	< 100	< 100	< 100	< 100	< 100	NA
Bromochloromethane	< 100	< 100	< 100	< 100	< 100	< 100	< 100	< 100	< 100	< 100	< 100	NA
Bromodichloromethane	< 100	< 100	< 100	< 100	< 100	< 100	< 100	< 100	< 100	< 100	< 100	NA
Bromoform	< 100	< 100	< 100	< 100	< 100	< 100	< 100	< 100	< 100	< 100	< 100	NA
Bromomethane	< 200	< 200	< 200	< 200	< 200	< 200	< 200	< 200	< 200	< 200	< 200	NA
Carbon tetrachloride	< 100	< 100	< 100	< 100	< 100	< 100	< 100	< 100	< 100	< 100	< 100	NA
Chlorobenzene	**3760**	**2060**	**1700**	**828**	**930**	**930**	**1010**	**860**	**774**	**888**	**888**	NA
Chloroethane	< 200	< 200	< 200	< 200	< 200	< 200	< 200	< 200	< 200	< 200	< 200	NA
Chloroform	< 100	< 100	< 100	< 100	< 100	< 100	< 100	< 100	< 100	< 100	< 100	NA
Chloromethane	< 200	< 200	< 200	< 200	< 200	< 200	< 200	< 200	< 200	< 200	< 200	NA
cis-1,2-Dichloroethene	< 100	< 100	< 100	< 100	< 100	< 100	< 100	< 100	< 100	< 100	< 100	NA
cis-1,3-Dichloropropene	< 100	< 100	< 100	< 100	< 100	< 100	< 100	< 100	< 100	< 100	< 100	NA
Dibromochloromethane	< 100	< 100	< 100	< 100	< 100	< 100	< 100	< 100	< 100	< 100	< 100	NA
Dibromomethane	< 100	< 100	< 100	< 100	< 100	< 100	< 100	< 100	< 100	< 100	< 100	NA
Dichlorodifluoromethane	< 200	< 200	< 200	< 200	< 200	< 200	< 200	< 200	< 200	< 200	< 200	NA
Ethylbenzene	**100**	**60 J**	**48 J**	**24 J**	**26 J**	**26 J**	**28 J**	**24 J**	**20 J**	**24 J**	**26 J**	NA
Hexachlorobutadiene	< 200	< 200	< 200	< 200	< 200	< 200	< 200	< 200	< 200	< 200	< 200	NA
Isopropylbenzene	**32 J**	**24 J**	**26 J**	< 100	< 100	< 100	< 100	< 100	< 100	< 100	< 100	NA
Methyl tert-butyl ether	< 100	< 100	< 100	< 100	< 100	< 100	< 100	< 100	< 100	< 100	< 100	NA
Methylene chloride	< 400	< 400	< 400	< 400	< 400	< 400	< 400	< 400	< 400	< 400	< 400	NA
n- Butylbenzene	< 100	< 100	< 100	< 100	< 100	< 100	< 100	< 100	< 100	< 100	< 100	NA
n- Propylbenzene	< 100	< 100	< 100	< 100	< 100	< 100	< 100	< 100	< 100	< 100	< 100	NA
Naphthalene	**3100**	**3050**	**3080**	**2670**	**3570**	**3570**	**3620**	**2950**	**2370**	**2860**	**2760**	NA
p- Isopropyltoluene	< 100	< 100	< 100	< 100	< 100	< 100	< 100	< 100	< 100	< 100	< 100	NA
sec- Butylbenzene	**36 J**	**28 J**	**30 J**	**24 J**	**26 J**	**26 J**	**26 J**	**20 J**	< 100	< 100	< 100	NA
Styrene	**< 100**	< 100	< 100	< 100	< 100	< 100	< 100	< 100	< 100	< 100	< 100	NA
tert- Butylbenzene	< 100	< 100	< 100	< 100	< 100	< 100	< 100	< 100	< 100	< 100	< 100	NA
Tetrachloroethene	< 100	< 100	< 100	< 100	< 100	< 100	< 100	< 100	< 100	< 100	< 100	NA
Toluene	**102**	**44 J**	**30 J**	< 100	< 100	< 100	< 100	< 100	< 100	< 100	< 100	NA
trans-1,2-Dichloroethene	< 100	< 100	< 100	< 100	< 100	< 100	< 100	< 100	< 100	< 100	< 100	NA
trans-1,3-Dichloropropene	< 100	< 100	< 100	< 100	< 100	< 100	< 100	< 100	< 100	< 100	< 100	NA
Trichloroethene	< 100	< 100	< 100	< 100	< 100	< 100	< 100	< 100	< 100	< 100	< 100	NA
Trichlorofluoromethane	< 200	< 200	< 200	< 200	< 200	< 200	< 200	< 200	< 200	< 200	< 200	NA
Vinyl chloride	< 200	< 200	< 200	< 200	< 200	< 200	< 200	< 200	< 200	< 200	< 200	NA
Xylenes (total)	**1280**	**794**	**652**	**348**	**372**	**372**	**386**	**314**	**252**	**348**	**326**	NA

Notes:
J - Analyte detected below the PQL
NA - Not analyzed
MDL used for graphing purposes
Source: O'Brien & Gere Engineers, Inc.

O'BRIEN & GERE

Table 10b

Honeywell
Phase II Pre-Design Investigation
SCA Supernatant Treatability Testing

Effluent Elutriate Testing
SMU-1B
Site 10118 F
Data Summary

Parameter	Settling (hours)						
	0	1	2	3	4	8	24
Semi-volatile organic compounds (ug/L)							
1,2,4-Trichlorobenzene	<1000	<1200	<1300	<1400	<910	<1200	NA
1,2-Dichlorobenzene	**620 J**	**740 J**	**660 J**	**520 J**	**500 J**	**640 J**	NA
1,3-Dichlorobenzene	<1000	<1200	<1300	<1400	<910	<1200	NA
1,4-Dichlorobenzene	**880 J**	**1000 J**	**920 J**	**670 J**	**680 J**	**880 J**	NA
2,4,5-Trichlorophenol	<5200	<6200	<6600	<6900	<4500	<6000	NA
2,4,6-Trichlorophenol	<1000	<1200	<1300	<1400	<910	<1200	NA
2,4-Dichlorophenol	<1000	<1200	<1300	<1400	<910	<1200	NA
2,4-Dimethylphenol	<1000	<1200	<1300	<1400	<910	<1200	NA
2,4-Dinitrophenol	<5200	<6200	<6600	<6900	<4500	<6000	NA
2,4-Dinitotoluene	<1000	<1200	<1300	<1400	<910	<1200	NA
2,6-Dinitotoluene	<1000	<1200	<1300	<1400	<910	<1200	NA
2-Chloronaphthalene	<1000	<1200	<1300	<1400	<910	<1200	NA
2-Chlorophenol	<1000	<1200	<1300	<1400	<910	<1200	NA
2-Methylnaphthalene	<1000	<1200	<1300	<1400	<910	<1200	NA
2-Methylphenol	<1000	<1200	<1300	<1400	<910	<1200	NA
2-Nitroaniline	<5200	<6200	<6600	<6900	<4500	<6000	NA
2-Nitrophenol	<1000	<1200	<1300	<1400	<910	<1200	NA
3,3'- Dichlorobenzidine	<2100	<2500	<2600	<2800	<1800	<2400	NA
3-Nitroaniline	<5200	<6200	<6600	<6900	<4500	<6000	NA
4,6-Dinitro-2-methylphenol	<1000	<1200	<1300	<1400	<910	<1200	NA
4-Bromophenyl phenyl ether	<1000	<1200	<1300	<1400	<910	<1200	NA
4-Chloro-3-methylphenol	<1000	<1200	<1300	<1400	<910	<1200	NA
4-Chloroaniline	<1000	<1200	<1300	<1400	<910	<1200	NA
4-Chlorophenyl phenyl ether	<1000	<1200	<1300	<1400	<910	<1200	NA
4-Methylphenol	<1000	<1200	<1300	<1400	<910	<1200	NA
4-Nitroaniline	<5200	<6200	<6600	<6900	<4500	<6000	NA
4-Nitrophenol	<5200	<6200	<6600	<6900	<4500	<6000	NA
Acenaphthene	<1000	<1200	<1300	<1400	<910	<1200	NA
Acenaphthylene	<1000	<1200	<1300	<1400	<910	<1200	NA
Anthracene	<1000	<1200	<1300	<1400	<910	<1200	NA
Benzo[a]anthracene	<1000	<1200	<1300	<1400	<910	<1200	NA
Benzo[a]pyrene	<1000	<1200	<1300	<1400	<910	<1200	NA
Benzo[b]fluoranthene	<1000	<1200	<1300	<1400	<910	<1200	NA
Benzo[g,h,i]perilene	<1000	<1200	<1300	<1400	<910	<1200	NA
Benzo[k]fluoranthrene	<1000	<1200	<1300	<1400	<910	<1200	NA
Benzoic acid	<5200	<6200	<6600	<6900	<4500	<6000	NA
Benzyl alcohol	<1000	<1200	<1300	<1400	<910	<1200	NA
bis(2-Chloroethoxy)methane	<1000	<1200	<1300	<1400	<910	<1200	NA
bis(2-Chloroethyl)ether	<1000	<1200	<1300	<1400	<910	<1200	NA
bis(2-Chloroisopropyl)ether	<1000	<1200	<1300	<1400	<910	<1200	NA
bis(2-Ethylhexal)phthalate	<1000	<1200	<1300	<1400	<910	<1200	NA
Butyl benzyl phthalate	<1000	<1200	<1300	<1400	<910	<1200	NA
Chrysene	<1000	<1200	<1300	<1400	<910	<1200	NA
Di-n-butyl phthalate	<1000	<1200	<1300	<1400	<910	<1200	NA
Di-n-octyl phthalate	<1000	<1200	<1300	<1400	<910	<1200	NA
Dibenz[a,h]anthracene	<1000	<1200	<1300	<1400	<910	<1200	NA
Dobenzofuran	<1000	<1200	<1300	<1400	<910	<1200	NA
Diethyl phthalate	<1000	<1200	<1300	<1400	<910	<1200	NA
Dimethyl phthalate	<1000	<1200	<1300	<1400	<910	<1200	NA
Fluoranthene	<1000	<1200	<1300	<1400	<910	<1200	NA
Fluorene	<1000	<1200	<1300	<1400	<910	<1200	NA
Hexachlorobezene	<1000	<1200	<1300	<1400	<910	<1200	NA
Hexachlorobutadiene	<1000	<1200	<1300	<1400	<910	<1200	NA
Hexachlorocyclopentadiene	<1000	<1200	<1300	<1400	<910	<1200	NA
Hexachloroethane	<1000	<1200	<1300	<1400	<910	<1200	NA
Indeno[1,2,3-cd]pyrene	<1000	<1200	<1300	<1400	<910	<1200	NA
Isophorone	<1000	<1200	<1300	<1400	<910	<1200	NA
N-Nitroso-di--n-propylamine	<1000	<1200	<1300	<1400	<910	<1200	NA
N-Nitrosodiphenylamine	<1000	<1200	<1300	<1400	<910	<1200	NA
Naphthalene	**2600**	**3000**	**2800**	**2100**	**2200**	**2500**	NA
Nitrobenzene	<1000	<1200	<1300	<1400	<910	<1200	NA
Pentachlorophenol	<5200	<6200	<6600	<6900	<4500	<6000	NA
Phenanthrene	<1000	<1200	<1300	<1400	<910	<1200	NA
Phenol	**240 J**	**290 J**	**290 J**	**260 J**	**260 J**	**250 J**	NA
Pyrene	<1000	<1200	<1300	<1400	<910	<1200	NA

Notes:
J - Analyte detected below the PQL
NA - Not analyzed
MDL used for graphing purposes
Source: O'Brien & Gere Engineers, Inc.

O'BRIEN & GERE

Table 10c

Honeywell

Phase II Pre-Design Investigation
SCA Supernatant Treatability Testing

Effluent Elutriate Testing
SMU-1B
Site 10118 F
Data Summary

Parameter	Settling (hours)						
	0	**1**	**2**	**3**	**4**	**8**	**24**
Polychlorinated biphenyls (ug/L)							
Aroclor 1016	<3.12	<1.25	<1.92	<1.19	NA	<1.06	<1.04
Aroclor 1221	<3.12	<1.25	<1.92	<1.19	NA	<1.06	<1.04
Aroclor 1232	<3.12	<1.25	<1.92	<1.19	NA	<1.06	<1.04
Aroclor 1242	<3.12	<1.25	<1.92	<1.19	NA	<1.06	<1.04
Aroclor 1248	<3.12	<1.25	<1.92	<1.19	NA	<1.06	<1.04
Aroclor 1254	<3.12	<1.25	<1.92	<1.19	NA	<1.06	<1.04
Aroclor 1260	**0.850 J**	<1.25	<1.92	<1.19	NA	<1.06	<1.04
Mercury (ng/L)	**70 J**	**78 J**	**61 J**	**100 J**	**73 J**	**71 J**	**39 J**
Total suspended solids (mg/L)	NA	NA	NA	NA	NA	NA	NA

Notes:
J - Analyte detected below the PQL
NA - Not analyzed
MDL used for graphing purposes
Source: O'Brien & Gere Engineers, Inc.

O'BRIEN & GERE

Table 11a

Honeywell

Phase II Pre-Design Investigation
SCA Supernatant Treatability Testing

Effluent Elutriate Testing
SMU-1B
Site 10119
Data Summary

Parameter	Aeration (Minutes)						Settling (Hours)						
	0	15	30	45	60		0	1	2	3	4	8	24
Ammonia (mg/L)	**15**	**17**	**17**	**14**	**16**		**16**	NA	NA	NA	NA	NA	**15**
Volatile organic compounds (ug/L)													
1,1,1,2-Tetrachloroethane	<100	<100	<100	<100	<100		<100	<100	<100	NA	<100	<100	< 50
1,1,1-Trichloroethane	<100	<100	<100	<100	<100		<100	<100	<100	NA	<100	<100	< 50
1,1,2,2-Tetrachloroethane	<100	<100	<100	<100	<100		<100	<100	<100	NA	<100	<100	< 50
1,1,2-Trichloroethane	<100	<100	<100	<100	<100		<100	<100	<100	NA	<100	<100	< 50
1,1-Dichloroethane	<100	<100	<100	<100	<100		<100	<100	<100	NA	<100	<100	< 50
1,1-Dichloroethene	<100	<100	<100	<100	<100		<100	<100	<100	NA	<100	<100	< 50
1,1-Dichloropropene	<100	<100	<100	<100	<100		<100	<100	<100	NA	<100	<100	< 50
1,2,3-Trichlorobenzene	<200	<200	<200	<200	<200		<200	<200	<200	NA	<200	<200	< 100
1,2,3-Trichloropropane	<100	<100	<100	<100	<100		<100	<100	<100	NA	<100	<100	< 50
1,2,4-Trichlorobenzene	<200	<200	<200	**24 J**	**24 J**		**24 J**	**24 J**	**22 J**	NA	<200	<200	< 100
1,2,4-Trimethylbenzene	**30 J**	**36 J**	**38 J**	**78 J**	**52 J**		**52 J**	**48 J**	**46 J**	NA	**42 J**	**38 J**	**26J**
1,2-Dibromo-3-chloropropane	<200	<200	<200	<200	<200		<200	<200	<200	NA	<200	<200	< 100
1,2-Dibromoethane	<100	<100	<100	<100	<100		<100	<100	<100	NA	<100	<100	< 50
1,2-Dichlorobenzene	**2690**	**2340**	**2110**	**1720**	**1380**		**1380**	**1290**	**1190**	NA	**1110**	**1050**	**703**
1,2-Dichloroethane	<100	<100	<100	<100	<100		<100	<100	<100	NA	<100	<100	< 50
1,2-Dichloropropane	<100	<100	<100	<100	<100		<100	<100	<100	NA	<100	<100	< 50
1,3,5-Trimethylbenzene	**118**	**88 J**	**68**	**46 J**	**32 J**		**32 J**	**28 J**	**26 J**	NA	**24 J**	**24 J**	**15 J**
1,3-Dichlorobenzene	<100	<100	<100	<100	<100		<100	<100	<100	NA	<100	<100	< 50
1,3-Dichloropropane	<100	<100	<100	<100	<100		<100	<100	<100	NA	<100	<100	< 50
1,4-Dichlorobenzene	**2280**	**1960**	**1700**	**1380**	**1050**		**1050**	**992**	**916**	NA	**842**	**802**	**519**
2,2-Dichloropropane	<100	<100	<100	<100	<100		<100	<100	<100	NA	<100	<100	< 50
2-Chlorotoluene	<100	<100	<100	<100	<100		<100	<100	<100	NA	<100	<100	< 50
4-Chlorotoluene	<100	<100	<100	<100	<100		<100	<100	<100	NA	<100	<100	< 50
Benzene	**194**	**52 J**	<100	<100	<100		<100	<100	<100	NA	<100	<100	< 50
Bromobenzene	<100	<100	<100	<100	<100		<100	<100	<100	NA	<100	<100	< 50
Bromochloromethane	<100	<100	<100	<100	<100		<100	<100	<100	NA	<100	<100	< 50
Bromodichloromethane	<100	<100	<100	<100	<100		<100	<100	<100	NA	<100	<100	< 50
Bromoform	<100	<100	<100	<100	<100		<100	<100	<100	NA	<100	<100	< 50
Bromomethane	<200	<200	<200	<200	<200		<200	<200	<200	NA	<200	<200	< 100
Carbon tetrachloride	<100	<100	<100	<100	<100		<100	<100	<100	NA	<100	<100	< 50
Chlorobenzene	**2560**	**1460**	**824**	**434**	**200**		**200**	**212**	**192**	NA	**186**	**184**	**136**
Chloroethane	<200	<200	<200	<200	<200		<200	<200	<200	NA	<200	<200	< 100
Chloroform	<100	<100	<100	<100	<100		<100	<100	<100	NA	<100	<100	< 50
Chloromethane	<200	<200	<200	<200	<200		<200	<200	<200	NA	<200	<200	< 100
cis-1,2-Dichloroethene	<100	<100	<100	<100	<100		<100	<100	<100	NA	<100	<100	< 50
cis-1,3-Dichloropropene	<100	<100	<100	<100	<100		<100	<100	<100	NA	<100	<100	< 50
Dibromochloromethane	<100	<100	<100	<100	<100		<100	<100	<100	NA	<100	<100	< 50
Dibromomethane	<100	<100	<100	<100	<100		<100	<100	<100	NA	<100	<100	< 50
Dichlorodifluoromethane	<200	<200	<200	<200	<200		<200	<200	<200	NA	<200	<200	< 100
Ethylbenzene	**50 J**	**30 J**	<100	<100	<100		<100	<100	<100	NA	<100	<100	<50
Hexachlorobutadiene	<250	<250	<250	<250	<250		<250	<250	<250	NA	<250	<250	< 100
Isopropylbenzene	**46 J**	**28 J**	**20 J**	<100	<100		<100	<100	<100	NA	<100	<100	<50
Methyl tert-butyl ether	<100	<100	<100	<100	<100		<100	<100	<100	NA	<100	<100	< 50
Methylene chloride	<400	<400	<400	<400	<400		<400	<400	<400	NA	<400	<400	< 200
n- Butylbenzene	<100	<100	<100	<100	<100		<100	<100	<100	NA	<100	<100	< 50
n- Propylbenzene	<100	<100	<100	<100	<100		<100	<100	<100	NA	<100	<100	< 50
Naphthalene	**3290**	**3110**	**3250**	**2910**	**2660**		**2660**	**2410**	**2290**	NA	**2060**	**1900**	**1360**
p- Isopropyltoluene	<100	<100	<100	<100	<100		<100	<100	<100	NA	<100	<100	< 50
sec- Butylbenzene	**66 J**	**60 J**	**50 J**	**36 J**	**26 J**		**26 J**	**20 J**	**20 J**	NA	<100	<100	<50
Styrene	**56 J**	**32 J**	**22 J**	<100	<100		<100	<100	<100	NA	<100	<100	<50
tert- Butylbenzene	<100	<100	<100	<100	<100		<100	<100	<100	NA	<100	<100	< 50
Tetrachloroethene	<100	<100	<100	<100	<100		<100	<100	<100	NA	<100	<100	< 50
Toluene	**362**	**130**	**48 J**	<100	<100		<100	<100	<100	NA	<100	<100	<50
trans-1,2-Dichloroethene	<100	<100	<100	<100	<100		<100	<100	<100	NA	<100	<100	< 50
trans-1,3-Dichloropropene	<100	<100	<100	<100	<100		<100	<100	<100	NA	<100	<100	< 50
Trichloroethene	<100	<100	<100	<100	<100		<100	<100	<100	NA	<100	<100	< 50
Trichlorofluoromethane	<200	<200	<200	<200	<200		<200	<200	<200	NA	<200	<200	< 100
Vinyl chloride	<200	<200	<200	<200	<200		<200	<200	<200	NA	<200	<200	< 100
Xylenes (total)	**1240**	**680**	**374**	**190 J**	**82 J**		**82 J**	**90 J**	**78 J**	NA	**74 J**	**74 J**	**57**

Notes:
J - Analyte detected below the PQL
NA - Not analyzed
MDL used for graphing purposes
Source: O'Brien & Gere Engineers, Inc.

Table 11b

Honeywell

Phase II Pre-Design Investigation
SCA Supernatant Treatability Testing

Effluent Elutriate Testing
SMU-1B
Site 10119
Data Summary

Parameter	Settling (hours)						
	0	1	2	3	4	8	24
Semi-volatile organic compounds (ug/L)							
1,2,4-Trichlorobenzene	<30	<20	<30	NA	<20	<30	<30
1,2-Dichlorobenzene	**120**	**580**	**420**	NA	**250**	**420**	**280**
1,3-Dichlorobenzene	<30	<20	<30	NA	<20	<30	<30
1,4-Dichlorobenzene	**95**	**440**	**300**	NA	**170**	**300**	**190**
2,4,5-Trichlorophenol	<30	<20	<30	NA	<20	<30	<30
2,4,6-Trichlorophenol	<30	<20	<30	NA	<20	<30	<30
2,4-Dichlorophenol	<50	<20	<50	NA	<20	<60	<60
2,4-Dimethylphenol	<30	<20	<30	NA	<20	<30	<30
2,4-Dinitrophenol	<30	<40	<30	NA	<40	<30	<30
2,4-Dinitotoluene	<30	<20	<30	NA	<20	<30	<30
2,6-Dinitotoluene	<30	<20	<30	NA	<20	<30	<30
2-Chloronaphthalene	<30	<20	<30	NA	<20	<30	<30
2-Chlorophenol	<30	<20	<30	NA	<20	<30	<30
2-Methylnaphthalene	<30	**48**	**45**	NA	<20	<30	<30
2-Methylphenol	<30	<20	<30	NA	<20	<30	<30
2-Nitroaniline	<50	<40	<50	NA	<50	<60	<60
2-Nitrophenol	<30	<20	<30	NA	<20	<30	<30
3,3'- Dichlorobenzidine	<30	<40	<30	NA	<50	<30	<30
3-Nitroaniline	<50	<40	<50	NA	<50	<60	<60
4,6-Dinitro-2-methylphenol	<50	<40	<50	NA	<50	<60	<60
4-Bromophenyl phenyl ether	<30	<20	<30	NA	<20	<30	<30
4-Chloro-3-methylphenol	<30	<20	<30	NA	<20	<30	<30
4-Chloroaniline	<30	<20	<30	NA	<20	<30	<30
4-Chlorophenyl phenyl ether	<30	<20	<30	NA	<20	<30	<30
4-Methylphenol	**35**	**50**	**40**	NA	<20	**47**	**40**
4-Nitroaniline	<50	<40	<50	NA	<50	<60	<60
4-Nitrophenol	<30	<20	<30	NA	<30	<30	<30
Acenaphthene	<30	<20	<30	NA	<30	<30	<30
Acenaphthylene	<30	<20	<30	NA	<30	<30	<30
Anthracene	<30	<20	<30	NA	<30	<30	<30
Benzo[a]anthracene	<30	<20	<30	NA	<30	<30	<30
Benzo[a]pyrene	<30	<20	<30	NA	<30	<30	<30
Benzo[b]fluoranthene	<30	<20	<30	NA	<30	<30	<30
Benzo[g,h,i]perilene	<30	<20	<30	NA	<30	<30	<30
Benzo[k]fluoranthrene	<30	<20	<30	NA	<30	<30	<30
Benzoic acid	<100	100	<100	NA	<100	<100	<100
Benzyl alcohol	<30	<20	<30	NA	<30	<30	<30
bis(2-Chloroethoxy)methane	<30	<20	<30	NA	<30	<30	<30
bis(2-Chloroethyl)ether	<30	<20	<30	NA	<30	<30	<30
bis(2-Chloroisopropyl)ether	<30	<20	<30	NA	<30	<30	<30
bis(2-Ethylhexal)phthalate	<30	<20	<30	NA	<30	<30	<30
Butyl benzyl phthalate	<30	<20	<30	NA	<30	<30	<30
Chrysene	<30	<20	<30	NA	<30	<30	<30
Di-n-butyl phthalate	<30	<20	<30	NA	<30	<30	<30
Di-n-octyl phthalate	<30	<20	<30	NA	<30	<30	<30
Dibenz[a,h]anthracene	<30	<20	<30	NA	<30	<30	<30
Dobenzofuran	<30	<20	<30	NA	<30	<30	<30
Diethyl phthalate	<30	<20	<30	NA	<30	<30	<30
Dimethyl phthalate	<30	<20	<30	NA	<30	<30	<30
Fluoranthene	<30	<20	<30	NA	<30	<30	<30
Fluorene	<30	<20	<30	NA	<30	<30	<30
Hexachlorobezene	<30	<20	<30	NA	<30	<30	<30
Hexachlorobutadiene	<30	<20	<30	NA	<30	<30	<30
Hexachlorocyclopentadiene	<30	<40	<30	NA	<30	<30	<30
Hexachloroethane	<30	<20	<30	NA	<30	<30	<30
Indeno[1,2,3-cd]pyrene	<30	<20	<30	NA	<30	<30	<30
Isophorone	<30	<20	<30	NA	<30	<30	<30
N-Nitroso-di--n-propylamine	<30	<20	<30	NA	<30	<30	<30
N-Nitrosodiphenylamine	<30	<20	<30	NA	<30	<30	<30
Naphthalene	**220**	**1500**	**970**	NA	**580**	**1000**	**660**
Nitrobenzene	<30	<20	<30	NA	<20	<30	<30
Pentachlorophenol	<50	<40	<50	NA	<50	<60	<60
Phenanthrene	<30	<20	<30	NA	<20	<30	<30
Phenol	**160**	**240**	**190**	NA	**120**	**230**	**190**
Pyrene	<30	<20	<30	NA	<20	<30	<30

Notes:
J - Analyte detected below the PQL
NA - Not analyzed
MDL used for graphing purposes
Source: O'Brien & Gere Engineers, Inc.

O'BRIEN & GERE

Table 11c

Honeywell

Phase II Pre-Design Investigation
SCA Supernatant Treatability Testing

Effluent Elutriate Testing
SMU-1B
Site 10119
Data Summary

Parameter	Settling (hours)						
	0	1	2	3	4	8	24
Polychlorinated biphenyls (ug/L)							
Aroclor 1016	<0.5	<0.4	<0.6	NA	<0.5	<0.6	<0.5
Aroclor 1221	<0.5	<0.4	<0.6	NA	<0.5	<0.6	<0.5
Aroclor 1232	<0.5	<0.4	<0.6	NA	<0.5	<0.6	<0.5
Aroclor 1242	<0.5	<0.4	<0.6	NA	<0.5	<0.6	<0.5
Aroclor 1248	<0.5	<0.4	<0.6	NA	<0.5	<0.6	<0.5
Aroclor 1254	<0.5	<0.4	<0.6	NA	<0.5	<0.6	<0.5
Aroclor 1260	<0.5	<0.4	<0.6	NA	<0.5	<0.6	<0.5
Mercury (ng/L)	**1200000**	**16000**	**3900**	NA	**1600**	**2600**	**15000**
Mercury (1631E) (ng/L)	NA	NA	NA	NA	NA	NA	**18100**
Methyl Mercury (ng/L)	NA	NA	NA	NA	NA	NA	**34.0**
Total suspended solids (mg/L)	**54000**	**820**	**250**	NA	**68**	**160**	**950**

Notes:
J - Analyte detected below the PQL
NA - Not analyzed
MDL used for graphing purposes
Source: O'Brien & Gere Engineers, Inc.

O'BRIEN & GERE

Table 12a

Honeywell

Phase II Pre-Design Investigation
SCA Supernatant Treatability Testing

Effluent Elutriate Testing
SMU-1B
Site 10119F
Data Summary

Parameter	Aeration (Minutes)					Settling (Hours)						
	0	15	30	45	60	0	1	2	3	4	8	24
Ammonia (mg/L)	**19**	NA	**17**	NA	**18**	**18**	NA	NA	NA	NA	NA	14
Volatile organic compounds (ug/L)												
1,1,1,2-Tetrachloroethane	<100	NA	<100	NA	<100	<100	<100	<100	NA	<100	<100	< 50
1,1,1-Trichloroethane	<100	NA	<100	NA	<100	<100	<100	<100	NA	<100	<100	< 50
1,1,2,2-Tetrachloroethane	<100	NA	<100	NA	<100	<100	<100	<100	NA	<100	<100	< 50
1,1,2-Trichloroethane	<100	NA	<100	NA	<100	<100	<100	<100	NA	<100	<100	< 50
1,1-Dichloroethane	<100	NA	<100	NA	<100	<100	<100	<100	NA	<100	<100	< 50
1,1-Dichloroethene	<100	NA	<100	NA	<100	<100	<100	<100	NA	<100	<100	< 50
1,1-Dichloropropene	<100	NA	<100	NA	<100	<100	<100	<100	NA	<100	<100	< 50
1,2,3-Trichlorobenzene	<200	NA	<200	NA	<200	<200	<200	<200	NA	<200	<200	< 100
1,2,3-Trichloropropane	<100	NA	<100	NA	<100	<100	<100	<100	NA	<100	<100	< 50
1,2,4-Trichlorobenzene	<200	NA	<200	NA	<200	<200	**20 J**	<200	NA	<200	<200	< 100
1,2,4-Trimethylbenzene	**114**	NA	**52 J**	NA	**46 J**	**46 J**	**50 J**	**38 J**	NA	**36 J**	**32 J**	**20 J**
1,2-Dibromo-3-chloropropane	<200	NA	<200	NA	<200	<200	<200	<200	NA	<200	<200	< 100
1,2-Dibromoethane	<100	NA	<100	NA	<100	<100	<100	<100	NA	<100	<100	< 50
1,2-Dichlorobenzene	**1900**	NA	**1060**	NA	**1220**	**1220**	**1290**	**1000**	NA	**926**	**886**	**597**
1,2-Dichloroethane	<100	NA	<100	NA	<100	<100	<100	<100	NA	<100	<100	< 50
1,2-Dichloropropane	<100	NA	<100	NA	<100	<100	<100	<100	NA	<100	<100	< 50
1,3,5-Trimethylbenzene	**78 J**	NA	**34 J**	NA	**24 J**	**24 J**	**28 J**	**22 J**	NA	<100	<100	**12 J**
1,3-Dichlorobenzene	<100	NA	<100	NA	<100	<100	<100	<100	NA	<100	<100	< 50
1,3-Dichloropropane	<100	NA	<100	NA	<100	<100	<100	<100	NA	<100	<100	< 50
1,4-Dichlorobenzene	**1470**	NA	**750**	NA	**892**	**892**	**968**	**744**	NA	**692**	**640**	**429**
2,2-Dichloropropane	<100	NA	<100	NA	<100	<100	<100	<100	NA	<100	<100	< 50
2-Chlorotoluene	<100	NA	<100	NA	<100	<100	<100	<100	NA	<100	<100	< 50
4-Chlorotoluene	<100	NA	<100	NA	<100	<100	<100	<100	NA	<100	<100	< 50
Benzene	**156**	NA	<100	NA	<100	<100	<100	<100	NA	<100	<100	< 50
Bromobenzene	<100	NA	<100	NA	<100	<100	<100	<100	NA	<100	<100	< 50
Bromochloromethane	<100	NA	<100	NA	<100	<100	<100	<100	NA	<100	<100	< 50
Bromodichloromethane	<100	NA	<100	NA	<100	<100	<100	<100	NA	<100	<100	< 50
Bromoform	<100	NA	<100	NA	<100	<100	<100	<100	NA	<100	<100	< 50
Bromomethane	<200	NA	<200	NA	<200	<200	<200	<200	NA	<200	<200	< 100
Carbon tetrachloride	<100	NA	<100	NA	<100	<100	<100	<100	NA	<100	<100	< 50
Chlorobenzene	**1900**	NA	**430**	NA	**192**	**192**	**200**	**166**	NA	**152**	**152**	**104**
Chloroethane	<200	NA	<200	NA	<200	<200	<200	<200	NA	<200	<200	< 100
Chloroform	<100	NA	<100	NA	<100	<100	<100	<100	NA	<100	<100	< 50
Chloromethane	<200	NA	<200	NA	<200	<200	<200	<200	NA	<200	<200	< 100
cis-1,2-Dichloroethene	<100	NA	<100	NA	<100	<100	<100	<100	NA	<100	<100	< 50
cis-1,3-Dichloropropene	<100	NA	<100	NA	<100	<100	<100	<100	NA	<100	<100	< 50
Dibromochloromethane	<100	NA	<100	NA	<100	<100	<100	<100	NA	<100	<100	< 50
Dibromomethane	<100	NA	<100	NA	<100	<100	<100	<100	NA	<100	<100	< 50
Dichlorodifluoromethane	<200	NA	<200	NA	<200	<200	<200	<200	NA	<200	<200	< 100
Ethylbenzene	**42 J**	NA	<100	NA	<100	<100	<100	<100	NA	<100	<100	<50
Hexachlorobutadiene	<250	NA	<250	NA	<250	<250	<250	<250	NA	<250	<250	< 100
Isopropylbenzene	**32 J**	NA	<100	NA	<100	<100	<100	<100	NA	<100	<100	<50
Methyl tert-butyl ether	<100	NA	<100	NA	<100	<100	<100	<100	NA	<100	<100	< 50
Methylene chloride	<400	NA	<400	NA	<400	<400	<400	<400	NA	<400	<400	< 200
n- Butylbenzene	<100	NA	<100	NA	<100	<100	<100	<100	NA	<100	<100	< 50
n- Propylbenzene	<100	NA	<100	NA	<100	<100	<100	<100	NA	<100	<100	< 50
Naphthalene	**2030**	NA	**1430**	NA	**2260**	**2260**	**2350**	**1850**	NA	**1740**	**1580**	**932**
p- Isopropyltoluene	<100	NA	<100	NA	<100	<100	<100	<100	NA	<100	<100	< 50
sec- Butylbenzene	**44 J**	NA	**22 J**	NA	<100	<100	**22 J**	<100	NA	<100	<100	<50
Styrene	**32 J**	NA	<100	NA	<100	<100	<100	<100	NA	<100	<100	<50
tert- Butylbenzene	<100	NA	<100	NA	<100	<100	<100	<100	NA	<100	<100	< 50
Tetrachloroethene	<100	NA	<100	NA	<100	<100	<100	<100	NA	<100	<100	< 50
Toluene	**292**	NA	**28 J**	NA	<100	<100	<100	<100	NA	<100	<100	<50
trans-1,2-Dichloroethene	<100	NA	<100	NA	<100	<100	<100	<100	NA	<100	<100	< 50
trans-1,3-Dichloropropene	<100	NA	<100	NA	<100	<100	<100	<100	NA	<100	<100	< 50
Trichloroethene	<100	NA	<100	NA	<100	<100	<100	<100	NA	<100	<100	< 50
Trichlorofluoromethane	<200	NA	<200	NA	<200	<200	<200	<200	NA	<200	<200	< 100
Vinyl chloride	<200	NA	<200	NA	<200	<200	<200	<200	NA	<200	<200	< 100
Xylenes (total)	**964**	NA	**204**	NA	**76 J**	**76 J**	**86 J**	**70 J**	NA	**42 J**	**62 J**	**40 J**

Notes:
J - Analyte detected below the PQL
NA - Not analyzed
MDL used for graphing purposes
Source: O'Brien & Gere Engineers, Inc.

O'BRIEN & GERE

Table 12b

Honeywell

Phase II Pre-Design Investigation
SCA Supernatant Treatability Testing

Effluent Elutriate Testing
SMU-1B
Site 10119F
Data Summary

Parameter	Settling (hours)						
	0	1	2	3	4	8	24
Semi-volatile organic compounds (ug/L)							
1,2,4-Trichlorobenzene	<30	<20	<30	NA	<20	<30	<10
1,2-Dichlorobenzene	**480**	**510**	**350**	NA	**390**	**300**	**260**
1,3-Dichlorobenzene	<30	<20	<30	NA	<20	<30	<10
1,4-Dichlorobenzene	**330**	**360**	**250**	NA	**270**	**200**	**180**
2,4,5-Trichlorophenol	<30	<20	<30	NA	<20	<30	<10
2,4,6-Trichlorophenol	<30	<20	<30	NA	<20	<30	<10
2,4-Dichlorophenol	<50	<20	<30	NA	<20	<30	<10
2,4-Dimethylphenol	<30	<20	<30	NA	<20	<30	<10
2,4-Dinitrophenol	<30	<40	<30	NA	<40	<30	<10
2,4-Dinitotoluene	<30	<20	<30	NA	<20	<30	<10
2,6-Dinitotoluene	<30	<20	<30	NA	<20	<30	<10
2-Chloronaphthalene	<30	<20	<30	NA	<20	<30	<10
2-Chlorophenol	<30	<20	<30	NA	<20	<30	<10
2-Methylnaphthalene	**37**	**39**	15	NA	15	15	**14**
2-Methylphenol	<30	<20	<30	NA	<20	<30	<10
2-Nitroaniline	<50	<40	<50	NA	<50	<60	<20
2-Nitrophenol	<30	<20	<30	NA	<20	<30	<10
3,3'- Dichlorobenzidine	<30	<40	<30	NA	<50	<30	<10
3-Nitroaniline	<50	<40	<50	NA	<50	<60	<20
4,6-Dinitro-2-methylphenol	<50	<40	<50	NA	<50	<60	<20
4-Bromophenyl phenyl ether	<30	<20	<30	NA	<20	<30	<10
4-Chloro-3-methylphenol	<30	<20	<30	NA	<20	<30	<10
4-Chloroaniline	<30	<20	<30	NA	<20	<30	<10
4-Chlorophenyl phenyl ether	<30	<20	<30	NA	<20	<30	<10
4-Methylphenol	**47**	**44**	**34**	NA	**44**	**35**	**35**
4-Nitroaniline	<50	<20	<50	NA	<50	<60	<20
4-Nitrophenol	<30	<20	<30	NA	<30	<30	<10
Acenaphthene	<30	<20	<30	NA	<30	<30	<10
Acenaphthylene	<30	<20	<30	NA	<30	<30	<10
Anthracene	<30	<20	<30	NA	<30	<30	<10
Benzo[a]anthracene	<30	<20	<30	NA	<30	<30	<10
Benzo[a]pyrene	<30	<20	<30	NA	<30	<30	<10
Benzo[b]fluoranthene	<30	<20	<30	NA	<30	<30	<10
Benzo[g,h,i]perilene	<30	<20	<30	NA	<30	<30	<10
Benzo[k]fluoranthrene	<30	<20	<30	NA	<30	<30	<10
Benzoic acid	<100	100	<100	NA	<100	<100	<50
Benzyl alcohol	<30	<20	<30	NA	<30	<30	<10
bis(2-Chloroethoxy)methane	<30	<20	<30	NA	<30	<30	<10
bis(2-Chloroethyl)ether	<30	<20	<30	NA	<30	<30	<10
bis(2-Chloroisopropyl)ether	<30	<20	<30	NA	<30	<30	<10
bis(2-Ethylhexal)phthalate	<30	<20	<30	NA	<30	<30	<10
Butyl benzyl phthalate	<30	<20	<30	NA	<30	<30	<10
Chrysene	<30	<20	<30	NA	<30	<30	<10
Di-n-butyl phthalate	<30	<20	<30	NA	<30	<30	<10
Di-n-octyl phthalate	<30	<20	<30	NA	<30	<30	<10
Dibenz[a,h]anthracene	<30	<20	<30	NA	<30	<30	<10
Dobenzofuran	<30	<20	<30	NA	<30	<30	<10
Diethyl phthalate	<30	<20	<30	NA	<30	<30	<10
Dimethyl phthalate	<30	<20	<30	NA	<30	<30	<10
Fluoranthene	<30	<20	<30	NA	<30	<30	<10
Fluorene	<30	<20	<30	NA	<30	<30	<10
Hexachlorobezene	<30	<20	<30	NA	<30	<30	<10
Hexachlorobutadiene	<30	<20	<30	NA	<30	<30	<10
Hexachlorocyclopentadiene	<30	<20	<30	NA	<30	<30	<10
Hexachloroethane	<30	<20	<30	NA	<30	<30	<10
Indeno[1,2,3-cd]pyrene	<30	<20	<30	NA	<30	<30	<10
Isophorone	<30	<20	<30	NA	<30	<30	<10
N-Nitroso-di--n-propylamine	<30	<20	<30	NA	<30	<30	<10
N-Nitrosodiphenylamine	<30	<20	<30	NA	<30	<30	<10
Naphthalene	**1200**	**1300**	**810**	NA	**940**	**720**	**470**
Nitrobenzene	<30	<20	<30	NA	<20	<30	<10
Pentachlorophenol	<50	<40	<50	NA	<50	<60	<20
Phenanthrene	<30	<20	<30	NA	<20	<30	<10
Phenol	**200**	**210**	**160**	NA	**210**	**170**	**180**
Pyrene	<30	<20	<30	NA	<20	<30	<10

Notes:
J - Analyte detected below the PQL
NA - Not analyzed
MDL used for graphing purposes
Source: O'Brien & Gere Engineers, Inc.

O'BRIEN & GERE

Table 12c

Honeywell

Phase II Pre-Design Investigation
SCA Supernatant Treatability Testing

Effluent Elutriate Testing
SMU-1B
Site 10119F
Data Summary

Parameter	Settling (hours)						
	0	1	2	3	4	8	24
Polychlorinated biphenyls (ug/L)							
Aroclor 1016	<0.5	<0.5	<0.5	NA	<0.7	<0.6	<0.3
Aroclor 1221	<0.5	<0.5	<0.5	NA	<0.7	<0.6	<0.3
Aroclor 1232	<0.5	<0.5	<0.5	NA	<0.7	<0.6	<0.3
Aroclor 1242	<0.5	<0.5	<0.5	NA	<0.7	<0.6	<0.3
Aroclor 1248	<0.5	<0.5	<0.5	NA	<0.7	<0.6	<0.3
Aroclor 1254	<0.5	<0.5	<0.5	NA	<0.7	<0.6	<0.3
Aroclor 1260	<0.5	<0.5	<0.5	NA	<0.7	<0.6	<0.3
Mercury (ng/L)	**45 J**	**98 J**	**76 J**	NA	**70 J**	**64 J**	**50 J**
Total suspended solids (mg/L)	NA	NA	NA	NA	NA	NA	NA

Notes:
J - Analyte detected below the PQL
NA - Not analyzed
MDL used for graphing purposes
Source: O'Brien & Gere Engineers, Inc.

Honeywell

Phase II Pre-Design Investigation
SCA Supernatant Treatability Testing

Effluent Elutriate Testing (EET)
SMU-4
Site 40061
Data Summary

Parameter	Aeration (Minutes)					Settling (Hours)						
	0	15	30	45	60	0	1	2	3	4	8	24
Ammonia (mg/L)	**3.1**	**9**	**2.4**	**3.5**	**2.8**	**2.8**	NA	NA	NA	NA	NA	**1.8**
Volatile organic compounds (ug/L)												
1,1,1,2-Tetrachloroethane	<0.50	<0.50	<0.50	<0.50	<0.50	<0.50	<0.50	<0.50	NA	<0.50	<0.50	<0.50
1,1,1-Trichloroethane	<0.50	<0.50	<0.50	<0.50	<0.50	<0.50	<0.50	<0.50	NA	<0.50	<0.50	<0.50
1,1,2,2-Tetrachloroethane	<0.50	<0.50	<0.50	<0.50	<0.50	<0.50	<0.50	<0.50	NA	<0.50	<0.50	<0.50
1,1,2-Trichloroethane	<0.50	<0.50	<0.50	<0.50	<0.50	<0.50	<0.50	<0.50	NA	<0.50	<0.50	<0.50
1,1-Dichloroethane	<0.50	<0.50	<0.50	<0.50	<0.50	<0.50	<0.50	<0.50	NA	<0.50	<0.50	<0.50
1,1-Dichloroethene	<0.50	<0.50	<0.50	<0.50	<0.50	<0.50	<0.50	<0.50	NA	<0.50	<0.50	<0.50
1,1-Dichloropropene	<0.50	<0.50	<0.50	<0.50	<0.50	<0.50	<0.50	<0.50	NA	<0.50	<0.50	<0.50
1,2,3-Trichlorobenzene	<1.00	<1.00	<1.00	<1.00	<1.00	<1.00	<1.00	<1.00	NA	<1.00	<1.00	<1.00
1,2,3-Trichloropropane	<0.50	<0.50	<0.50	<0.50	<0.50	<0.50	<0.50	<0.50	NA	<0.50	<0.50	<0.50
1,2,4-Trichlorobenzene	<0.50	<1.00	<1.00	<1.00	<1.00	<1.00	<1.00	<1.00	NA	0.18 J	<1.00	<1.00
1,2,4-Trimethylbenzene	**0.29 J**	<0.50	**0.10 J**	<0.50	<0.50	<0.50	<0.50	<0.50	NA	**0.40 J**	<0.50	<0.50
1,2-Dibromo-3-chloropropane	<1.00	<1.00	<1.00	<1.00	<1.00	<1.00	<1.00	<1.00	NA	NA	<1.00	<1.00
1,2-Dibromoethane	<0.50	<0.50	<0.50	<0.50	<0.50	<0.50	<0.50	<0.50	NA	NA	<0.50	<0.50
1,2-Dichlorobenzene	**3.93**	**0.42 J**	**2.29**	**1.12**	**1.0**	**1.0**	**0.78**	**0.74**	NA	**10.6**	**1.25**	**0.30 J**
1,2-Dichloroethane	<0.50	<0.50	<0.50	<0.50	<0.50	<0.50	<0.50	<0.50	NA	<0.50	<0.50	<0.50
1,2-Dichloropropane	<0.50	<0.50	<0.50	<0.50	<0.50	<0.50	<0.50	<0.50	NA	<0.50	<0.50	<0.50
1,3,5-Trimethylbenzene	**0.21 J**	<0.50	<0.50	<0.50	<0.50	<0.50	<0.50	<0.50	NA	**0.23 J**	<0.50	<0.50
1,3-Dichlorobenzene	<0.50	<0.50	<0.50	<0.50	<0.50	<0.50	<0.50	<0.50	NA	<0.50	<0.50	<0.50
1,3-Dichloropropane	<0.50	<0.50	<0.50	<0.50	<0.50	<0.50	<0.50	<0.50	NA	<0.50	<0.50	<0.50
1,4-Dichlorobenzene	**4.09**	**0.56**	**2.29**	**1.13**	**0.92**	**0.92**	**0.7**	**0.66**	NA	**8.19**	**1.07**	**0.39 J**
2,2-Dichloropropane	<0.50	<0.50	<0.50	<0.50	<0.50	<0.50	<0.50	<0.50	NA	<0.50	<0.50	<0.50
2-Chlorotoluene	<0.50	<0.50	<0.50	<0.50	<0.50	<0.50	<0.50	<0.50	NA	<0.50	<0.50	<0.50
4-Chlorotoluene	<0.50	<0.50	<0.50	<0.50	<0.50	<0.50	<0.50	<0.50	NA	<0.50	<0.50	<0.50
Benzene	**0.13 J**	<0.50	<0.50	<0.50	<0.50	<0.50	<0.50	<0.50	NA	<0.50	<0.50	<0.50
Bromobenzene	<0.50	<0.50	<0.50	<0.50	<0.50	<0.50	<0.50	<0.50	NA	<0.50	<0.50	<0.50
Bromochloromethane	<0.50	<0.50	<0.50	<0.50	<0.50	<0.50	<0.50	<0.50	NA	<0.50	<0.50	<0.50
Bromodichloromethane	<0.50	<0.50	<0.50	<0.50	<0.50	<0.50	<0.50	<0.50	NA	<0.50	<0.50	<0.50
Bromoform	<0.50	<0.50	<0.50	<0.50	<0.50	<0.50	<0.50	<0.50	NA	<0.50	<0.50	<0.50
Bromomethane	<1.00	<1.00	<1.00	<1.00	<1.00	<1.00	<1.00	<1.00	NA	<1.00	<1.00	<1.00
Carbon tetrachloride	<0.50	<0.50	<0.50	<0.50	<0.50	<0.50	<0.50	<0.50	NA	<0.50	<0.50	<0.50
Chlorobenzene	**1.8**	**0.13 J**	**0.52**	**0.23 J**	**0.16 J**	**0.16 J**	**0.11 J**	**0.11 J**	NA	**1.5**	**0.16 J**	<0.50
Chloroethane	<1.00	<1.00	<1.00	<1.00	<1.00	<1.00	<1.00	<1.00	NA	<1.00	<1.00	<1.00
Chloroform	**0.22 J**	**0.21 J**	**0.21 J**	**0.12 J**	**0.14 J**	**0.14 J**	**0.18 J**	**0.26 J**	**NA**	**0.31 J**	**0.27 J**	**0.22 J**
Chloromethane	<1.00	<1.00	<1.00	<1.00	<1.00	<1.00	<1.00	<1.00	NA	<1.00	<1.00	<1.00
cis-1,2-Dichloroethene	<0.50	<0.50	<0.50	<0.50	<0.50	<0.50	<0.50	<0.50	NA	<0.50	<0.50	<0.50
cis-1,3-Dichloropropene	<0.50	<0.50	<0.50	<0.50	<0.50	<0.50	<0.50	<0.50	NA	<0.50	<0.50	<0.50
Dibromochloromethane	<0.50	<0.50	<0.50	<0.50	<0.50	<0.50	<0.50	<0.50	NA	<0.50	<0.50	<0.50
Dibromomethane	<0.50	<0.50	<0.50	<0.50	<0.50	<0.50	<0.50	<0.50	NA	<0.50	<0.50	<0.50
Dichlorodifluoromethane	<1.00	<1.00	<1.00	<1.00	<1.00	<1.00	<1.00	<1.00	NA	<1.00	<1.00	<1.00
Ethylbenzene	**0.16 J**	<0.50	<0.50	<0.50	<0.50	<0.50	<0.50	<0.50	NA	<0.50	<0.50	<0.50
Hexachlorobutadiene	<1.00	<1.00	<1.00	<1.00	<1.00	<1.00	<1.00	<1.00	NA	<1.00	<1.00	<1.00
Isopropylbenzene	<0.50	<0.50	<0.50	<0.50	<0.50	<0.50	<0.50	<0.50	NA	<0.50	<0.50	<0.50
Methyl tert-butyl ether	<0.50	<0.50	<0.50	<0.50	<0.50	<0.50	<0.50	<0.50	NA	<0.50	<0.50	<0.50
Methylene chloride	**0.35 J**	**1.21 J**	**1.52 J**	**5.72**	**12.5**	**12.5**	**12.3**	**11.8**	**NA**	**11.4**	**10.9**	**8.5**
n- Butylbenzene	<0.50	<0.50	<0.50	<0.50	<0.50	<0.50	<0.50	<0.50	NA	<0.50	<0.50	<0.50
n- Propylbenzene	<0.50	<0.50	<0.50	<0.50	<0.50	<0.50	<0.50	<0.50	NA	<0.50	<0.50	<0.50
Naphthalene	**3.4**	**0.53 J**	**1.22**	**0.72 J**	**12.5**	**12.5**	**2.15**	**1.96**	NA	**22**	**2.89**	**0.59 J**
p- Isopropyltoluene	<0.50	<0.50	<0.50	<0.50	<0.50	<0.50	<0.50	<0.50	NA	<0.50	<0.50	<0.50
sec- Butylbenzene	**0.21 J**	<0.50	<0.50	<0.50	<0.50	<0.50	<0.50	<0.50	NA	**0.18 J**	<0.50	<0.50
Styrene	<0.50	<0.50	<0.50	<0.50	<0.50	<0.50	<0.50	<0.50	NA	<0.50	<0.50	<0.50
tert- Butylbenzene	<0.50	<0.50	<0.50	<0.50	<0.50	<0.50	<0.50	<0.50	NA	<0.50	<0.50	<0.50
Tetrachloroethene	<0.50	<0.50	<0.50	<0.50	<0.50	<0.50	<0.50	<0.50	NA	<0.50	<0.50	<0.50
Toluene	**0.26 J**	<0.50	<0.50	<0.50	**0.11 J**	**0.11 J**	<0.50	<0.50	NA	<0.50	<0.50	<0.50
trans-1,2-Dichloroethene	<0.50	<0.50	<0.50	<0.50	<0.50	<0.50	<0.50	<0.50	NA	<0.50	<0.50	<0.50
trans-1,3-Dichloropropene	<0.50	<0.50	<0.50	<0.50	<0.50	<0.50	<0.50	<0.50	NA	<0.50	<0.50	<0.50
Trichloroethene	<0.50	<0.50	<0.50	<0.50	<0.50	<0.50	<0.50	<0.50	NA	<0.50	<0.50	<0.50
Trichlorofluoromethane	<1.00	<1.00	<1.00	<1.00	<1.00	<1.00	<1.00	<1.00	NA	<1.00	<1.00	<1.00
Vinyl chloride	<1.00	<1.00	<1.00	<1.00	<1.00	<1.00	<1.00	<1.00	NA	<1.00	<1.00	<1.00
Xylenes (total)	**1.24**	<1.00	**0.22 J**	<1.00	<1.00	<1.00	<1.00	<1.00	NA	**0.67 J**	<1.00	<1.00

Notes:
J - Analyte detected below the PQL
NA - Not analyzed
MDL used for graphing purposes
Source: O'Brien & Gere Engineers, Inc.

Honeywell

Phase II Pre-Design Investigation
SCA Supernatant Treatability Testing

Effluent Elutriate Testing
SMU-4
Site 40061
Data Summary

Parameter	Settling (hours)						
	0	1	2	3	4	8	24
Semi-volatile organic compounds (ug/L)							
1,2,4-Trichlorobenzene	<20	<20	<40	NA	<40	<30	<30
1,2-Dichlorobenzene	<20	<20	<40	NA	<40	<30	<30
1,3-Dichlorobenzene	<20	<20	<40	NA	<40	<30	<30
1,4-Dichlorobenzene	<20	<20	<40	NA	<40	<30	<30
2,4,5-Trichlorophenol	<20	<20	<40	NA	<40	<30	<30
2,4,6-Trichlorophenol	<20	<20	<40	NA	<40	<30	<30
2,4-Dichlorophenol	<20	<20	<40	NA	<40	<30	<30
2,4-Dimethylphenol	<20	<20	<40	NA	<40	<30	<30
2,4-Dinitrophenol	<40	<40	<70	NA	<80	<70	<60
2,4-Dinitotoluene	<20	<20	<40	NA	<40	<30	<30
2,6-Dinitotoluene	<20	<20	<40	NA	<40	<30	<30
2-Chloronaphthalene	<20	<20	<40	NA	<40	<30	<30
2-Chlorophenol	<20	<20	<40	NA	<40	<30	<30
2-Methylnaphthalene	<20	<20	<40	NA	<40	<30	<30
2-Methylphenol	<20	<20	<40	NA	<40	<30	<30
2-Nitroaniline	<40	<40	<70	NA	<80	<70	<70
2-Nitrophenol	<20	<20	<40	NA	<40	<30	<30
3,3'- Dichlorobenzidine	<40	<40	<70	NA	<80	<70	<70
3-Nitroaniline	<40	<40	<70	NA	<80	<70	<70
4,6-Dinitro-2-methylphenol	<40	<40	<70	NA	<80	<70	<70
4-Bromophenyl phenyl ether	<20	<20	<40	NA	<40	<30	<30
4-Chloro-3-methylphenol	<20	<20	<40	NA	<40	<30	<30
4-Chloroaniline	<20	<20	<40	NA	<40	<30	<30
4-Chlorophenyl phenyl ether	<20	<20	<40	NA	<40	<30	<30
4-Methylphenol	<20	<20	<40	NA	<40	<30	<30
4-Nitroaniline	<40	<40	<70	NA	<80	<70	<70
4-Nitrophenol	<20	<20	<40	NA	<40	<30	<30
Acenaphthene	<20	<20	<40	NA	<40	<30	<30
Acenaphthylene	<20	<20	<40	NA	<40	<30	<30
Anthracene	<20	<20	<40	NA	<40	<30	<30
Benzo[a]anthracene	<20	<20	<40	NA	<40	<30	<30
Benzo[a]pyrene	<20	<20	<40	NA	<40	<30	<30
Benzo[b]fluoranthene	<20	<20	<40	NA	<40	<30	<30
Benzo[g,h,i]perilene	<20	<20	<40	NA	<40	<30	<30
Benzo[k]fluoranthrene	<20	<20	<40	NA	<40	<30	<30
Benzoic acid	<100	<100	<100	NA	<200	<100	<100
Benzyl alcohol	<20	<20	<40	NA	<40	<30	<30
bis(2-Chloroethoxy)methane	<20	<20	<40	NA	<40	<30	<30
bis(2-Chloroethyl)ether	<20	<20	<40	NA	<40	<30	<30
bis(2-Chloroisopropyl)ether	<20	<20	<40	NA	<40	<30	<30
bis(2-Ethylhexal)phthalate	<20	<20	<40	NA	<40	<30	<30
Butyl benzyl phthalate	<20	<20	<40	NA	<40	<30	<30
Chrysene	<20	<20	<40	NA	<40	<30	<30
Di-n-butyl phthalate	<20	<20	<40	NA	<40	<30	<30
Di-n-octyl phthalate	<20	<20	<40	NA	<40	<30	<30
Dibenz[a,h]anthracene	<20	<20	<40	NA	<40	<30	<30
Dobenzofuran	<20	<20	<40	NA	<40	<30	<30
Diethyl phthalate	<20	<20	<40	NA	<40	<30	<30
Dimethyl phthalate	<20	<20	<40	NA	<40	<30	<30
Fluoranthene	<20	<20	<40	NA	<40	<30	<30
Fluorene	<20	<20	<40	NA	<40	<30	<30
Hexachlorobezene	<20	<20	<40	NA	<40	<30	<30
Hexachlorobutadiene	<20	<20	<40	NA	<40	<30	<30
Hexachlorocyclopentadiene	<40	<40	<70	NA	<80	<70	<70
Hexachloroethane	<20	<20	<40	NA	<40	<30	<30
Indeno[1,2,3-cd]pyrene	<20	<20	<40	NA	<40	<30	<30
Isophorone	<20	<20	<40	NA	<40	<30	<30
N-Nitroso-di--n-propylamine	<20	<20	<40	NA	<40	<30	<30
N-Nitrosodiphenylamine	<20	<20	<40	NA	<40	<30	<30
Naphthalene	<20	<20	<40	NA	<40	<30	<30
Nitrobenzene	<20	<20	<40	NA	<40	<30	<30
Pentachlorophenol	<40	<40	<70	NA	<80	<70	<70
Phenanthrene	<20	<20	<40	NA	<40	<30	<30
Phenol	<20	<20	<40	NA	<40	<30	<30
Pyrene	<20	<20	<40	NA	<40	<30	<30

Notes:
J - Analyte detected below the PQL
NA - Not analyzed
MDL used for graphing purposes
Source: O'Brien & Gere Engineers, Inc.

Honeywell

Phase II Pre-Design Investigation
SCA Supernatant Treatability Testing

Effluent Elutriate Testing
SMU-4
Site 40061
Data Summary

Parameter	Settling (hours)						
	0	1	2	3	4	8	24
Polychlorinated biphenyls (ug/L)							
Aroclor 1016	<0.5	<0.4	<0.5	NA	<0.6	<0.7	<0.5
Aroclor 1221	<0.5	<0.4	<0.5	NA	<0.6	<0.7	<0.5
Aroclor 1232	<0.5	<0.4	<0.5	NA	<0.6	<0.7	<0.5
Aroclor 1242	<0.5	<0.4	<0.5	NA	<0.6	<0.7	<0.5
Aroclor 1248	<0.5	<0.4	<0.5	NA	<0.6	<0.7	<0.5
Aroclor 1254	<0.5	<0.4	<0.5	NA	<0.6	<0.7	<0.5
Aroclor 1260	<0.8	<0.4	<0.5	NA	<0.6	<0.7	<0.5
Mercury (ng/L)	**4100**	**180 J**	**150 J**	NA	**140 J**	**90 J**	**70 J**
Mercury (1631E) (ng/L)	NA	NA	NA	NA	NA	NA	**53.9**
Methyl Mercury (ng/L)	NA	NA	NA	NA	NA	NA	**0.19**
Total suspended solids (mg/L)	**41000**	**680**	**520**	NA	**330**	**230**	**110**

Notes:
J - Analyte detected below the PQL
NA - Not analyzed
MDL used for graphing purposes
Source: O'Brien & Gere Engineers, Inc.

Honeywell

Phase II Pre-Design Investigation
SCA Supernatant Treatability Testing

Effluent Elutriate Testing
SMU-4
Site 40061 F
Data Summary

Parameter	Aeration (Minutes)					Settling (Hours)						
	0	15	30	45	60	0	1	2	3	4	8	24
Ammonia (mg/L)	**1.8**	NA	**1.8**	NA	**1.7**	**1.7**	NA	NA	NA	NA	NA	**1.8**
Volatile organic compounds (ug/L)												
1,1,1,2-Tetrachloroethane	> .50	NA	< .50	NA	< .50	< .50	< .50	< .50	NA	< .50	< .50	< .50
1,1,1-Trichloroethane	< .50	NA	< .50	NA	< .50	< .50	< .50	< .50	NA	< .50	< .50	< .50
1,1,2,2-Tetrachloroethane	< .50	NA	< .50	NA	< .50	< .50	< .50	< .50	NA	< .50	< .50	< .50
1,1,2-Trichloroethane	< .50	NA	< .50	NA	< .50	< .50	< .50	< .50	NA	< .50	< .50	< .50
1,1-Dichloroethane	< .50	NA	< .50	NA	< .50	< .50	< .50	< .50	NA	< .50	< .50	< .50
1,1-Dichloroethene	< .50	NA	< .50	NA	< .50	< .50	< .50	< .50	NA	< .50	< .50	< .50
1,1-Dichloropropene	< .50	NA	< .50	NA	< .50	< .50	< .50	< .50	NA	< .50	< .50	< .50
1,2,3-Trichlorobenzene	< 1.00	NA	< 1.00	NA	< 1.00	< 1.00	< 1.00	< 1.00	NA	< 1.00	< 1.00	< 1.00
1,2,3-Trichloropropane	< .50	NA	< .50	NA	< .50	< .50	< .50	< .50	NA	< .50	< .50	< .50
1,2,4-Trichlorobenzene	**.10 J**	NA	< 1.00	NA	< 1.00	< 1.00	< 1.00	< 1.00	NA	< 1.00	< 1.00	< 1.00
1,2,4-Trimethylbenzene	**1.48**	NA	**0.55**	NA	**0.65**	**0.65**	< .50	< .50	NA	< .50	< .50	< .50
1,2-Dibromo-3-chloropropane	< 1.00	NA	< 1.00	NA	< 1.00	< 1.00	< 1.00	< 1.00	NA	< 1.00	< 1.00	< 1.00
1,2-Dibromoethane	< .50	NA	< .50	NA	< .50	< .50	< .50	< .50	NA	< .50	< .50	< .50
1,2-Dichlorobenzene	**8.59**	NA	**2.06**	NA	**6.66**	**6.66**	**0.19 J**	**0.29 J**	NA	**0.53**	**0.32 J**	**0.19 J**
1,2-Dichloroethane	< .50	NA	< .50	NA	< .50	< .50	< .50	< .50	NA	< .50	< .50	< .50
1,2-Dichloropropane	< .50	NA	< .50	NA	< .50	< .50	< .50	< .50	NA	< .50	< .50	< .50
1,3,5-Trimethylbenzene	**0.8**	NA	**0.28 J**	NA	**0.30 J**	**0.30 J**	< .50	< .50	NA	< .50	< .50	< .50
1,3-Dichlorobenzene	< .50	NA	< .50	NA	< .50	< .50	< .50	< .50	NA	< .50	< .50	< .50
1,3-Dichloropropane	< .50	NA	< .50	NA	< .50	< .50	< .50	< .50	NA	< .50	< .50	< .50
1,4-Dichlorobenzene	**8.47**	NA	**2.13**	NA	**6.99**	**6.99**	< .50	**.12 J**	NA	**.22 J**	**.10 J**	**0.21 J**
2,2-Dichloropropane	< .50	NA	< .50	NA	< .50	< .50	< .50	< .50	NA	< .50	< .50	< .50
2-Chlorotoluene	< .50	NA	< .50	NA	< .50	< .50	< .50	<.50	NA	< .50	< .50	< .50
4-Chlorotoluene	< .50	NA	< .50	NA	< .50	< .50	< .50	< .50	NA	< .50	< .50	< .50
Benzene	**.49 J**	NA	**.16 J**	NA	**.15 J**	**.15 J**	< .50	< .50	NA	< .50	< .50	**0.33 J**
Bromobenzene	< .50	NA	< .50	NA	< .50	< .50	< .50	< .50	NA	< .50	< .50	< .50
Bromochloromethane	< .50	NA	< .50	NA	< .50	< .50	< .50	< .50	NA	< .50	< .50	< .50
Bromodichloromethane	< .50	NA	< .50	NA	< .50	< .50	< .50	< .50	NA	< .50	< .50	< .50
Bromoform	< .50	NA	< .50	NA	< .50	< .50	< .50	< .50	NA	< .50	< .50	< .50
Bromomethane	< 1.00	NA	< 1.00	NA	< 1.00	< 1.00	< 1.00	< 1.00	NA	< 1.00	< 1.00	< 1.00
Carbon tetrachloride	< .50	NA	< .50	NA	< .50	< .50	< .50	< .50	NA	< .50	< .50	< .50
Chlorobenzene	**7.81**	NA	**1.47**	NA	**4.84**	**4.84**	< .50	< .50	NA	< .50	< .50	**0.13 J**
Chloroethane	< 1.00	NA	< 1.00	NA	< 1.00	< 1.00	< 1.00	< 1.00	NA	< 1.00	< 1.00	< 1.00
Chloroform	**.22 J**	NA	**.18 J**	NA	**.14 J**	**.14 J**	< .50	**.24 J**	NA	**.25 J**	**.22 J**	**0.12 J**
Chloromethane	< 1.00	NA	< 1.00	NA	< 1.00	< 1.00	< 1.00	< 1.00	NA	< 1.00	< 1.00	< 1.00
cis-1,2-Dichloroethene	< .50	NA	< .50	NA	< .50	< .50	< .50	< .50	NA	< .50	< .50	< .50
cis-1,3-Dichloropropene	< .50	NA	< .50	NA	< .50	< .50	< .50	< .50	NA	< .50	< .50	< .50
Dibromochloromethane	< .50	NA	< .50	NA	< .50	< .50	< .50	< .50	NA	< .50	< .50	< .50
Dibromomethane	< .50	NA	< .50	NA	< .50	< .50	< .50	< .50	NA	< .50	< .50	< .50
Dichlorodifluoromethane	< 1.00	NA	< 1.00	NA	< 1.00	< 1.00	< 1.00	< 1.00	NA	< 1.00	< 1.00	< 1.00
Ethylbenzene	**.37 J**	NA	**.21 J**	NA	**.21 J**	**.21 J**	< .50	< .50	NA	< .50	< .50	< .50
Hexachlorobutadiene	< 1.00	NA	< 1.00	NA	< 1.00	< 1.00	< 1.00	< 1.00	NA	< 1.00	< 1.00	< 1.00
Isopropylbenzene	**.23 J**	NA	< .50	NA	< .50	< .50	< .50	< .50	NA	< .50	< .50	< .50
Methyl tert-butyl ether	< .50	NA	< .50	NA	< .50	< .50	< .50	< .50	NA	< .50	< .50	< .50
Methylene chloride	**1.09 J**	NA	**1.55 J**	NA	**8.17**	**8.17**	**9.81**	**10**	NA	**9.93**	**9.17**	**3.46**
n- Butylbenzene	< .50	NA	< .50	NA	< .50	< .50	< .50	< .50	NA	< .50	< .50	< .50
n- Propylbenzene	< .50	NA	< .50	NA	< .50	< .50	< .50	< .50	NA	< .50	< .50	< .50
Naphthalene	**8.26**	NA	**4.08**	NA	**7.57**	**7.57**	**.68 J**	**.90 J**	NA	**2.14**	**.94 J**	**0.66 J**
p- Isopropyltoluene	< .50	NA	< .50	NA	< .50	< .50	< .50	< .50	NA	< .50	< .50	< .50
sec- Butylbenzene	**.45 J**	NA	< .50	NA	< .50	< .50	< .50	< .50	NA	< .50	< .50	< .50
Styrene	< .50	NA	< .50	NA	< .50	< .50	< .50	< .50	NA	< .50	< .50	< .50
tert- Butylbenzene	< .50	NA	< .50	NA	< .50	< .50	< .50	< .50	NA	< .50	< .50	< .50
Tetrachloroethene	< .50	NA	< .50	NA	< .50	< .50	< .50	< .50	NA	< .50	< .50	< .50
Toluene	**0.83**	NA	**.46 J**	NA	**.32 J**	**.32 J**	**.12 J**	**.19 J**	NA	**.14 J**	**.13 J**	< .50
trans-1,2-Dichloroethene	< .50	NA	< .50	NA	< .50	< .50	< .50	< .50	NA	< .50	< .50	< .50
trans-1,3-Dichloropropene	< .50	NA	< .50	NA	< .50	< .50	< .50	< .50	NA	< .50	< .50	< .50
Trichloroethene	< .50	NA	< .50	NA	< .50	< .50	< .50	< .50	NA	< .50	< .50	< .50
Trichlorofluoromethane	< 1.00	NA	< 1.00	NA	< 1.00	< 1.00	< 1.00	< 1.00	NA	< 1.00	< 1.00	< 1.00
Vinyl chloride	< 1.00	NA	< 1.00	NA	< 1.00	< 1.00	< 1.00	< 1.00	NA	< 1.00	< 1.00	< 1.00
Xylenes (total)	**5.16**	NA	**2.08**	NA	**2.41**	**2.41**	< 1.00	< 1.00	NA	< 1.00	< 1.00	< 1.00

Notes:
J - Analyte detected below the PQL
NA - Not analyzed
MDL used for graphing purposes
Source: O'Brien & Gere Engineers, Inc.

Honeywell

Phase II Pre-Design Investigation
SCA Supernatant Treatability Testing

Effluent Elutriate Testing
SMU-4
Site 40061 F
Data Summary

Parameter	Settling (hours)						
	0	1	2	3	4	8	24
Semi-volatile organic compounds (ug/L)							
1,2,4-Trichlorobenzene	< 30	< 20	< 30	NA	< 30	< 40	< 20
1,2-Dichlorobenzene	< 30	< 20	< 30	NA	< 30	< 40	< 20
1,3-Dichlorobenzene	< 30	< 20	< 30	NA	< 30	< 40	< 20
1,4-Dichlorobenzene	< 30	< 20	< 30	NA	< 30	< 40	< 20
2,4,5-Trichlorophenol	< 30	< 20	< 30	NA	< 30	< 40	< 20
2,4,6-Trichlorophenol	< 30	< 20	< 30	NA	< 30	< 40	< 20
2,4-Dichlorophenol	< 30	< 20	< 30	NA	< 30	< 40	< 20
2,4-Dimethylphenol	< 30	< 20	< 30	NA	< 30	< 40	< 20
2,4-Dinitrophenol	< 60	< 40	< 50	NA	< 70	< 70	< 30
2,4-Dinitotoluene	< 30	< 20	< 30	NA	< 30	< 40	< 20
2,6-Dinitotoluene	< 30	< 20	< 30	NA	< 30	< 40	< 20
2-Chloronaphthalene	< 30	< 20	< 30	NA	< 30	< 40	< 20
2-Chlorophenol	< 30	< 20	< 30	NA	< 30	< 40	< 20
2-Methylnaphthalene	< 30	< 20	< 30	NA	< 30	< 40	< 20
2-Methylphenol	< 30	< 20	< 30	NA	< 30	< 40	< 20
2-Nitroaniline	> 60	< 40	<50	NA	< 70	< 70	< 30
2-Nitrophenol	< 30	< 20	< 30	NA	< 30	< 40	< 20
3,3'- Dichlorobenzidine	< 30	< 40	< 30	NA	< 70	< 70	< 30
3-Nitroaniline	< 60	< 40	< 50	NA	< 70	< 70	< 30
4,6-Dinitro-2-methylphenol	< 60	< 40	< 50	NA	< 70	< 70	< 30
4-Bromophenyl phenyl ether	< 30	< 20	< 30	NA	< 30	< 40	< 20
4-Chloro-3-methylphenol	< 30	< 20	< 30	NA	< 30	< 40	< 20
4-Chloroaniline	< 30	< 20	< 30	NA	< 30	< 40	< 20
4-Chlorophenyl phenyl ether	< 30	< 20	< 30	NA	< 30	< 40	< 20
4-Methylphenol	< 30	< 20	< 30	NA	< 30	< 40	< 20
4-Nitroaniline	< 60	< 40	< 50	NA	< 70	< 70	< 30
4-Nitrophenol	< 30	< 20	< 30	NA	< 30	< 40	< 20
Acenaphthene	< 30	< 20	< 30	NA	< 30	< 40	< 20
Acenaphthylene	< 30	< 20	< 30	NA	< 30	< 40	< 20
Anthracene	< 30	< 20	< 30	NA	< 30	< 40	< 20
Benzo[a]anthracene	< 30	< 20	< 30	NA	< 30	< 40	< 20
Benzo[a]pyrene	< 30	< 20	< 30	NA	< 30	< 40	< 20
Benzo[b]fluoranthene	< 30	< 20	< 30	NA	< 30	< 40	< 20
Benzo[g,h,i]perilene	< 30	< 20	< 30	NA	< 30	< 40	< 20
Benzo[k]fluoranthrene	< 30	< 20	< 30	NA	< 30	< 40	< 20
Benzoic acid	< 100	< 100	< 100	NA	< 100	< 100	< 60
Benzyl alcohol	< 30	< 20	< 30	NA	< 30	< 40	< 20
bis(2-Chloroethoxy)methane	< 30	< 20	< 30	NA	< 30	< 40	< 20
bis(2-Chloroethyl)ether	< 30	< 20	< 30	NA	< 30	< 40	< 20
bis(2-Chloroisopropyl)ether	< 30	< 20	< 30	NA	< 30	< 40	< 20
bis(2-Ethylhexal)phthalate	< 30	< 20	< 30	NA	< 30	< 40	< 20
Butyl benzyl phthalate	< 30	< 20	< 30	NA	< 30	< 40	< 20
Chrysene	< 30	< 20	< 30	NA	< 30	< 40	< 20
Di-n-butyl phthalate	< 30	< 20	< 30	NA	< 30	< 40	< 20
Di-n-octyl phthalate	< 30	< 20	< 30	NA	< 30	< 40	< 20
Dibenz[a,h]anthracene	< 30	< 20	< 30	NA	< 30	< 40	< 20
Dobenzofuran	< 30	< 20	< 30	NA	< 30	< 40	< 20
Diethyl phthalate	< 30	< 20	< 30	NA	< 30	< 40	< 20
Dimethyl phthalate	< 30	< 20	< 30	NA	< 30	< 40	< 20
Fluoranthene	< 30	< 20	< 30	NA	< 30	< 40	< 20
Fluorene	< 30	< 20	< 30	NA	< 30	< 40	< 20
Hexachlorobezene	< 30	< 20	< 30	NA	< 30	< 40	< 20
Hexachlorobutadiene	< 30	< 20	< 30	NA	< 30	< 40	< 20
Hexachlorocyclopentadiene	< 60	< 40	< 30	NA	< 70	< 70	< 30
Hexachloroethane	< 30	< 20	< 30	NA	< 30	< 40	< 20
Indeno[1,2,3-cd]pyrene	< 30	< 20	< 30	NA	< 30	< 40	< 20
Isophorone	< 30	< 20	< 30	NA	< 30	< 40	< 20
N-Nitroso-di--n-propylamine	< 30	< 20	< 30	NA	< 30	< 40	< 20
N-Nitrosodiphenylamine	< 30	< 20	< 30	NA	< 30	< 40	< 20
Naphthalene	< 30	< 20	< 30	NA	< 30	< 40	< 20
Nitrobenzene	< 30	< 20	< 30	NA	< 30	< 40	< 20
Pentachlorophenol	< 60	< 40	< 50	NA	< 70	< 70	< 30
Phenanthrene	< 30	< 20	< 30	NA	< 30	< 40	< 20
Phenol	< 30	< 20	< 30	NA	< 30	< 40	< 20
Pyrene	< 30	< 20	< 30	NA	< 30	< 40	< 20

Notes:
J - Analyte detected below the PQL
NA - Not analyzed
MDL used for graphing purposes
Source: O'Brien & Gere Engineers, Inc.

O'BRIEN & GERE

Honeywell

Phase II Pre-Design Investigation
SCA Supernatant Treatability Testing

Effluent Elutriate Testing
SMU-4
Site 40061 F
Data Summary

Parameter	Settling (hours)						
	0	1	2	3	4	8	24
Polychlorinated biphenyls (ug/L)							
Aroclor 1016	< .8	< .5	< .6	NA	< .6	< .6	< .3
Aroclor 1221	< .8	< .5	< .6	NA	< .6	< .6	< .3
Aroclor 1232	< .8	< .5	< .6	NA	< .6	< .6	< .3
Aroclor 1242	< .8	< .5	< .6	NA	< .6	< .6	< .3
Aroclor 1248	< .8	< .5	< .6	NA	< .6	< .6	< .3
Aroclor 1254	< .8	< .5	< .6	NA	< .6	< .6	< .3
Aroclor 1260	< .8	< .5	< .6	NA	< .6	< .6	< .3
Mercury (ng/L)	<200	<200	<200	<200	<200	<200	<200
Total suspended solids (mg/L)	NA	NA	NA	NA	NA	NA	NA

Notes:
J - Analyte detected below the PQL
NA - Not analyzed
MDL used for graphing purposes
Source: O'Brien & Gere Engineers, Inc.

Honeywell

Phase II Pre-Design Investigation
SCA Supernatant Treatability Testing

Effluent Elutriate Testing
SMU-4
Site 40062
Data Summary

Parameter	Aeration (Minutes)					Settling (Hours)						
	0	15	30	45	60	0	1	2	3	4	8	24
Ammonia (mg/L)	**19**	**2.3**	**18**	**18**	**18**	**18**	NA	NA	NA	NA	NA	**17**
Volatile organic compounds (ug/L)												
1,1,1,2-Tetrachloroethane	<25	<.50	<2.5	<1.0	<1.0	<1.0	<.50	<.50	NA	<.50	<.50	<.50
1,1,1-Trichloroethane	<25	<.50	<2.5	<1.0	<1.0	<1.0	<.50	<.50	NA	<.50	<.50	<.50
1,1,2,2-Tetrachloroethane	<25	<.50	<2.5	<1.0	<1.0	<1.0	<.50	<.50	NA	<.50	<.50	<.50
1,1,2-Trichloroethane	<25	<.50	<2.5	<1.0	<1.0	<1.0	<.50	<.50	NA	<.50	<.50	<.50
1,1-Dichloroethane	<25	<.50	<2.5	<1.0	<1.0	<1.0	<.50	<.50	NA	<.50	<.50	<.50
1,1-Dichloroethene	<25	<.50	<2.5	<1.0	<1.0	<1.0	<.50	<.50	NA	<.50	<.50	<.50
1,1-Dichloropropene	<25	<.50	<2.5	<1.0	<1.0	<1.0	<.50	<.50	NA	<.50	<.50	<.50
1,2,3-Trichlorobenzene	<50	<1.00	<5.0	<2.0	<2.0	<2.0	<1.00	<1.00	NA	<1.00	<1.00	<1.00
1,2,3-Trichloropropane	<25	<.50	<2.5	<1.0	<1.0	<1.0	<.50	<.50	NA	<.50	<.50	<.50
1,2,4-Trichlorobenzene	<50	<1.00	**0.85 J**	<2.0	<2.0	<2.0	**0.63 J**	**0.67 J**	NA	**0.67 J**	**0.5 J**	**0.35 J**
1,2,4-Trimethylbenzene	<25	0.2 J	<2.5	**0.92 J**	**0.62 J**	**0.62 J**	<.50	<.50	NA	<.50	<.50	<.50
1,2-Dibromo-3-chloropropane	<50	<1.00	<5.0	<2.0	<2.0	<2.0	<1.00	<1.00	NA	<1.00	<1.00	<1.00
1,2-Dibromoethane	<25	<.50	<2.5	<1.0	<1.0	<1.0	<.50	<.50	NA	<.50	<.50	<.50
1,2-Dichlorobenzene	<25	**2.93**	**1.35 J**	**0.8 J**	**0.52 J**	**0.52 J**	**0.55**	**0.54**	NA	**0.57**	**0.5**	**0.32 J**
1,2-Dichloroethane	<25	<.50	<2.5	<1.0	<1.0	<1.0	<.50	<.50	NA	<.50	<.50	<.50
1,2-Dichloropropane	<25	<.50	<2.5	<1.0	<1.0	<1.0	<.50	<.50	NA	<.50	<.50	<.50
1,3,5-Trimethylbenzene	<25	**0.13 J**	<2.5	<1.0	<1.0	<1.0	<.50	<.50	NA	<.50	<.50	<.50
1,3-Dichlorobenzene	<25	<.50	**1.95 J**	**1.08**	**0.86 J**	**0.86 J**	**0.6**	**0.63**	NA	**0.59**	**0.56**	**0.36 J**
1,3-Dichloropropane	<25	<.50	<2.5	<1.0	<1.0	<1.0	<.50	<.50	NA	<.50	<.50	<.50
1,4-Dichlorobenzene	<25	**3.03**	**1.5 J**	**0.82 J**	**0.5 J**	**0.5 J**	**0.51**	**0.46 J**	NA	**0.53**	**0.44 J**	**0.29 J**
2,2-Dichloropropane	<25	<.50	<2.5	<1.0	<1.0	<1.0	<.50	<.50	NA	<.50	<.50	<.50
2-Chlorotoluene	<25	<.50	<2.5	<1.0	<1.0	<1.0	<.50	<.50	NA	<.50	<.50	<.50
4-Chlorotoluene	<25	<.50	<2.5	<1.0	<1.0	<1.0	<.50	<.50	NA	<.50	<.50	<.50
Benzene	<25	<.50	<2.5	<1.0	<1.0	<1.0	<.50	<.50	NA	<.50	<.50	<.50
Bromobenzene	<25	<.50	<2.5	<1.0	<1.0	<1.0	<.50	<.50	NA	<.50	<.50	<.50
Bromochloromethane	<25	<.50	<2.5	<1.0	<1.0	<1.0	<.50	<.50	NA	<.50	<.50	<.50
Bromodichloromethane	<25	<.50	<2.5	<1.0	<1.0	<1.0	<.50	<.50	NA	<.50	<.50	<.50
Bromoform	<25	<.50	<2.5	<1.0	<1.0	<1.0	<.50	<.50	NA	<.50	<.50	<.50
Bromomethane	<50	<1.00	<5.0	<2.0	<2.0	<2.0	<1.00	<1.00	NA	<1.00	<1.00	<1.00
Carbon tetrachloride	<25	<.50	<2.5	<1.0	<1.0	<1.0	<.50	<.50	NA	<.50	<.50	<.50
Chlorobenzene	<25	**0.94**	<2.5	<1.0	<1.0	<1.0	<.50	<.50	NA	<.50	<.50	<.50
Chloroethane	<50	<1.00	<5.0	<2.0	<2.0	<2.0	<1.00	<1.00	NA	<1.00	<1.00	<1.00
Chloroform	<25	**0.19 J**	<2.5	**0.34 J**	**0.34 J**	**0.34 J**	**0.27 J**	**0.23 J**	NA	**0.46 J**	**0.25 J**	**0.24 J**
Chloromethane	<50	<1.00	<5.0	<2.0	<2.0	<2.0	<1.00	<1.00	NA	<1.00	<1.00	<1.00
cis-1,2-Dichloroethene	<25	<.50	<2.5	<1.0	<1.0	<1.0	<.50	<.50	NA	<.50	<.50	<.50
cis-1,3-Dichloropropene	<25	<.50	<2.5	<1.0	<1.0	<1.0	<.50	<.50	NA	<.50	<.50	<.50
Dibromochloromethane	<25	<.50	<2.5	<1.0	<1.0	<1.0	<.50	<.50	NA	<.50	<.50	<.50
Dibromomethane	<25	<.50	<2.5	<1.0	<1.0	<1.0	<.50	<.50	NA	<.50	<.50	<.50
Dichlorodifluoromethane	<50	<1.00	<5.0	<2.0	<2.0	<2.0	<1.00	<1.00	NA	<1.00	<1.00	<1.00
Ethylbenzene	**78**	<.50	**10.4**	**3.62**	**2.86**	**2.86**	**1.5**	**1.71**	NA	**1.97**	**1.91**	**1.64**
Hexachlorobutadiene	<50	<1.00	<5.0	<2.0	<2.0	<2.0	<1.00	<1.00	NA	<1.00	<1.00	<1.00
Isopropylbenzene	<25	<.50	**0.85 J**	**0.28 J**	**0.22 J**	**0.22 J**	**0.13 J**	**0.15 J**	NA	**0.16 J**	**0.15 J**	**0.10 J**
Methyl tert-butyl ether	<25	<.50	<2.5	<1.0	<1.0	<1.0	<.50	<.50	NA	<.50	<.50	<.50
Methylene chloride	**5.0 J**	**1.16 J**	**1.7 J**	**9.78**	**11.2**	**11.2**	**12.4**	**12**	NA	**12.9**	**11.1**	**8.48**
n- Butylbenzene	<25	<.50	<2.5	<1.0	<1.0	<1.0	<.50	<.50	NA	<.50	<.50	<.50
n- Propylbenzene	<25	<.50	<2.5	<1.0	<1.0	<1.0	<.50	<.50	NA	<.50	<.50	<.50
Naphthalene	**5.5 J**	**4.54**	**3.4 J**	**1.70 J**	**1.36 J**	**1.36 J**	**1.83**	**1.65**	NA	**1.61**	**1.4**	**1.01**
p- Isopropyltoluene	<25	<.50	<2.5	<1.0	<1.0	<1.0	<.50	<.50	NA	<.50	<.50	<.50
sec- Butylbenzene	<25	**0.15 J**	<2.5	<1.0	<1.0	<1.0	<.50	<.50	NA	<.50	<.50	<.50
Styrene	<25	<.50	<2.5	<1.0	<1.0	<1.0	<.50	<.50	NA	<.50	<.50	<.50
tert- Butylbenzene	<25	<.50	<2.5	<1.0	<1.0	<1.0	<.50	<.50	NA	<.50	<.50	<.50
Tetrachloroethene	<25	<.50	<2.5	<1.0	<1.0	<1.0	<.50	<.50	NA	<.50	<.50	<.50
Toluene	<25	**0.11 J**	**0.5 J**	<1.0	<1.0	<1.0	<.50	<.50	NA	<.50	<.50	<.50
trans-1,2-Dichloroethene	<25	<.50	<2.5	<1.0	<1.0	<1.0	<.50	<.50	NA	<.50	<.50	<.50
trans-1,3-Dichloropropene	<25	<.50	<2.5	<1.0	<1.0	<1.0	<.50	<.50	NA	<.50	<.50	<.50
Trichloroethene	<25	<.50	<2.5	<1.0	<1.0	<1.0	<.50	<.50	NA	<.50	<.50	<.50
Trichlorofluoromethane	<50	<1.00	<5.0	<2.0	<2.0	<2.0	<1.00	<1.00	NA	<1.00	<1.00	<1.00
Vinyl chloride	<50	<1.00	<5.0	<2.0	<2.0	<2.0	<1.00	<1.00	NA	<1.00	<1.00	<1.00
Xylenes (total)	**1890**	**0.69 J**	**283**	**102**	**77.8**	**77.8**	**42.9**	**49.7**	NA	**55.2**	**53.3**	**43.8**

Notes:
J - Analyte detected below the PQL
NA - Not analyzed
MDL used for graphing purposes
Source: O'Brien & Gere Engineers, Inc.

Honeywell

Phase II Pre-Design Investigation
SCA Supernatant Treatability Testing

Effluent Elutriate Testing
SMU-4
Site 40062
Data Summary

Parameter	Settling (hours)						
	0	1	2	3	4	8	24
Semi-volatile organic compounds (ug/L)							
1,2,4-Trichlorobenzene	<30	<20	<30	NA	<30	<30	<30
1,2-Dichlorobenzene	<30	<20	<30	NA	<30	<30	<30
1,3-Dichlorobenzene	<30	<20	<30	NA	<30	<30	<30
1,4-Dichlorobenzene	<30	<20	<30	NA	<30	<30	<30
2,4,5-Trichlorophenol	<30	<20	<30	NA	<30	<30	<30
2,4,6-Trichlorophenol	<30	<20	<30	NA	<30	<30	<30
2,4-Dichlorophenol	<30	<20	<30	NA	<30	<30	<30
2,4-Dimethylphenol	<30	<20	<30	NA	<30	<30	<30
2,4-Dinitrophenol	<60	<40	<60	NA	<60	<60	<50
2,4-Dinitotoluene	<30	<20	<30	NA	<30	<30	<30
2,6-Dinitotoluene	<30	<20	<30	NA	<30	<30	<30
2-Chloronaphthalene	<30	<20	<30	NA	<30	<30	<30
2-Chlorophenol	<30	<20	<30	NA	<30	<30	<30
2-Methylnaphthalene	<30	<20	<30	NA	<30	<30	<30
2-Methylphenol	<30	<20	<30	NA	<30	<30	<30
2-Nitroaniline	<60	<40	<60	NA	<60	<60	<50
2-Nitrophenol	<30	<20	<30	NA	<30	<30	<30
3,3'- Dichlorobenzidine	<60	<40	<60	NA	<60	<60	<50
3-Nitroaniline	<60	<40	<60	NA	<60	<60	<50
4,6-Dinitro-2-methylphenol	<60	<40	<60	NA	<60	<60	<50
4-Bromophenyl phenyl ether	<30	<20	<30	NA	<30	<30	<30
4-Chloro-3-methylphenol	<30	<20	<30	NA	<30	<30	<30
4-Chloroaniline	<30	<20	<30	NA	<30	<30	<30
4-Chlorophenyl phenyl ether	<30	<20	<30	NA	<30	<30	<30
4-Methylphenol	<30	<20	<30	NA	<30	<30	<30
4-Nitroaniline	<60	<40	<60	NA	<60	<60	<50
4-Nitrophenol	<30	<20	<30	NA	<30	<30	<30
Acenaphthene	<30	<20	<30	NA	<30	<30	<30
Acenaphthylene	<30	<20	<30	NA	<30	<30	<30
Anthracene	<30	<20	<30	NA	<30	<30	<30
Benzo[a]anthracene	<30	<20	<30	NA	<30	<30	<30
Benzo[a]pyrene	<30	<20	<30	NA	<30	<30	<30
Benzo[b]fluoranthene	<30	<20	<30	NA	<30	<30	<30
Benzo[g,h,i]perilene	<30	<20	<30	NA	<30	<30	<30
Benzo[k]fluoranthrene	<30	<20	<30	NA	<30	<30	<30
Benzoic acid	<100	<100	<100	NA	<100	<100	<100
Benzyl alcohol	<30	<20	<30	NA	<30	<30	<30
bis(2-Chloroethoxy)methane	<30	<20	<30	NA	<30	<30	<30
bis(2-Chloroethyl)ether	<30	<20	<30	NA	<30	<30	<30
bis(2-Chloroisopropyl)ether	<30	<20	<30	NA	<30	<30	<30
bis(2-Ethylhexal)phthalate	<30	<20	<30	NA	<30	<30	<30
Butyl benzyl phthalate	<30	<20	<30	NA	<30	<30	<30
Chrysene	<30	<20	<30	NA	<30	<30	<30
Di-n-butyl phthalate	<30	<20	<30	NA	<30	**37**	<30
Di-n-octyl phthalate	<30	<20	<30	NA	<30	<30	<30
Dibenz[a,h]anthracene	<30	<20	<30	NA	<30	<30	<30
Dobenzofuran	<30	<20	<30	NA	<30	<30	<30
Diethyl phthalate	<30	<20	<30	NA	<30	<30	<30
Dimethyl phthalate	<30	<20	<30	NA	<30	<30	<30
Fluoranthene	<30	<20	<30	NA	<30	<30	<30
Fluorene	<30	<20	<30	NA	<30	<30	<30
Hexachlorobezene	**140**	**<20**	**140**	NA	**140**	**140**	**140**
Hexachlorobutadiene	<30	<20	<30	NA	<30	<30	<30
Hexachlorocyclopentadiene	<60	<40	<60	NA	<60	<60	<50
Hexachloroethane	<30	<20	<30	NA	<30	<30	<30
Indeno[1,2,3-cd]pyrene	<30	<20	<30	NA	<30	<30	<30
Isophorone	<30	<20	<30	NA	<30	<30	<30
N-Nitroso-di--n-propylamine	<30	<20	<30	NA	<30	<30	<30
N-Nitrosodiphenylamine	<30	<20	<30	NA	<30	<30	<30
Naphthalene	<30	<20	<30	NA	<30	<30	<30
Nitrobenzene	<30	<20	<30	NA	<30	<30	<30
Pentachlorophenol	<60	<40	<60	NA	<60	<60	<50
Phenanthrene	<30	<20	<30	NA	<30	<30	<30
Phenol	<30	<20	<30	NA	<30	<30	<30
Pyrene	**31**	<20	<30	NA	<30	<30	<30

Notes:
J - Analyte detected below the PQL
NA - Not analyzed
MDL used for graphing purposes
Source: O'Brien & Gere Engineers, Inc.

Table 15c

Honeywell

Phase II Pre-Design Investigation
SCA Supernatant Treatability Testing

Effluent Elutriate Testing
SMU-4
Site 40062
Data Summary

Parameter	Settling (hours)						
	0	1	2	3	4	8	24
Polychlorinated biphenyls (ug/L)							
Aroclor 1016	<0.4	<0.4	<0.5	NA	<0.5	<0.5	<0.5
Aroclor 1221	<0.4	<0.4	<0.5	NA	<0.5	<0.5	<0.5
Aroclor 1232	<0.4	<0.4	<0.5	NA	<0.5	<0.5	<0.5
Aroclor 1242	<0.4	<0.4	<0.5	NA	<0.5	<0.5	<0.5
Aroclor 1248	<0.4	<0.4	<0.5	NA	<0.5	<0.5	<0.5
Aroclor 1254	<0.4	<0.4	<0.5	NA	<0.5	<0.5	<0.5
Aroclor 1260	<0.4	<0.4	<0.5	NA	<0.5	<0.5	<0.5
Mercury (ng/L)	**2900000**	**11000**	**4200**	NA	**3500**	**1800**	**7200**
Mercury (1631E) (ng/L)	NA	NA	NA	NA	NA	NA	**7230**
Methyl Mercury (ng/L)	NA	NA	NA	NA	NA	NA	**5.72**
Total suspended solids (mg/L)	**81000**	**100**	**57**	NA	**28**	**21**	**91**

Notes:
J - Analyte detected below the PQL
NA - Not analyzed
MDL used for graphing purposes
Source: O'Brien & Gere Engineers, Inc.

Honeywell

Phase II Pre-Design Investigation
SCA Supernatant Treatability Testing

Effluent Elutriate Testing
SMU-4
Site 40062F
Data Summary

Parameter	Aeration (Minutes)					Settling (Hours)						
	0	15	30	45	60	0	1	2	3	4	8	24
Ammonia (mg/L)	**16**	NA	**16**	NA	**6.7**	**6.7**	NA	NA	NA	NA	NA	**18**
Volatile organic compounds (ug/L)												
1,1,1,2-Tetrachloroethane	<25	NA	<2.5	NA	<.50	<.50	<.50	<.50	NA	<.50	<.50	<.50
1,1,1-Trichloroethane	<25	NA	<2.5	NA	<.50	<.50	<.50	<.50	NA	<.50	<.50	<.50
1,1,2,2-Tetrachloroethane	<25	NA	<2.5	NA	<.50	<.50	<.50	<.50	NA	<.50	<.50	<.50
1,1,2-Trichloroethane	<25	NA	<2.5	NA	<.50	<.50	<.50	<.50	NA	<.50	<.50	<.50
1,1-Dichloroethane	<25	NA	<2.5	NA	<.50	<.50	<.50	<.50	NA	<.50	<.50	<.50
1,1-Dichloroethene	<25	NA	<2.5	NA	<.50	<.50	<.50	<.50	NA	<.50	<.50	<.50
1,1-Dichloropropene	<25	NA	<2.5	NA	<.50	<.50	<.50	<.50	NA	<.50	<.50	<.50
1,2,3-Trichlorobenzene	<50	NA	<5.0	NA	<1.0	<1.0	<1.0	<1.0	NA	<1.0	<1.0	<1.0
1,2,3-Trichloropropane	<25	NA	<2.5	NA	<.50	<.50	<.50	<.50	NA	<.50	<.50	<.50
1,2,4-Trichlorobenzene	<50	NA	**0.50 J**	NA	**0.45 J**	**0.45 J**	**0.32 J**	**0.34 J**	NA	**0.38 J**	**0.27 J**	**0.17 J**
1,2,4-Trimethylbenzene	<25	NA	<2.5	NA	**0.61**	**0.61**	**0.13 J**	<.50	NA	<.50	<.50	<.50
1,2-Dibromo-3-chloropropane	<50	NA	<5.0	NA	<1.0	<1.0	<1.0	<1.0	NA	<1.0	<1.0	<1.0
1,2-Dibromoethane	<25	NA	<2.5	NA	<.50	<.50	<.50	<.50	NA	<.50	<.50	<.50
1,2-Dichlorobenzene	<25	NA	**1.45 J**	NA	**4.9**	**4.9**	**1.32**	**0.35 J**	NA	**0.43 J**	**0.34 J**	**0.26 J**
1,2-Dichloroethane	<25	NA	<2.5	NA	<.50	<.50	<.50	<.50	NA	<.50	<.50	<.50
1,2-Dichloropropane	<25	NA	<2.5	NA	<.50	<.50	<.50	<.50	NA	<.50	<.50	<.50
1,3,5-Trimethylbenzene	<25	NA	<2.5	NA	**0.28 J**	**0.28 J**	<.50	<.50	NA	<.50	<.50	<.50
1,3-Dichlorobenzene	<25	NA	**0.90 J**	NA	**0.37 J**	**0.37 J**	**0.26 J**	**0.34 J**	NA	**0.37 J**	**0.33 J**	0.25 J
1,3-Dichloropropane	<25	NA	<2.5	NA	<.50	<.50	<.50	<.50	NA	<.50	<.50	<.50
1,4-Dichlorobenzene	<25	NA	**1.75 J**	NA	**6.0**	**6.0**	**1.67**	**0.26 J**	NA	**0.31 J**	**0.25 J**	**0.23 J**
2,2-Dichloropropane	<25	NA	<2.5	NA	<.50	<.50	<.50	<.50	NA	<.50	<.50	<.50
2-Chlorotoluene	<25	NA	<2.5	NA	<.50	<.50	<.50	<.50	NA	<.50	<.50	<.50
4-Chlorotoluene	<25	NA	<2.5	NA	<.50	<.50	<.50	<.50	NA	<.50	<.50	<.50
Benzene	<25	NA	<2.5	NA	**0.11 J**	**0.11 J**	<.50	<.50	NA	<.50	<.50	<.50
Bromobenzene	<25	NA	<2.5	NA	<.50	<.50	<.50	<.50	NA	<.50	<.50	<.50
Bromochloromethane	<25	NA	<2.5	NA	<.50	<.50	<.50	<.50	NA	<.50	<.50	<.50
Bromodichloromethane	<25	NA	<2.5	NA	<.50	<.50	<.50	<.50	NA	<.50	<.50	<.50
Bromoform	<25	NA	<2.5	NA	<.50	<.50	<.50	<.50	NA	<.50	<.50	<.50
Bromomethane	<50	NA	<5.0	NA	<1.0	<1.0	<1.0	<1.0	NA	<1.0	<1.0	<1.0
Carbon tetrachloride	<25	NA	<2.5	NA	<.50	<.50	<.50	<.50	NA	<.50	<.50	<.50
Chlorobenzene	<25	NA	<2.5	NA	**2.68**	**2.68**	**0.78**	<.50	NA	<.50	<.50	<.50
Chloroethane	<50	NA	<5.0	NA	<1.0	<1.0	<1.0	<1.0	NA	<1.0	<1.0	<1.0
Chloroform	<25	NA	<2.5	NA	**0.15 J**	**0.15 J**	**0.33 J**	**0.27 J**	NA	**0.38 J**	**0.21 J**	0.15 J
Chloromethane	<50	NA	<5.0	NA	<1.0	<1.0	<1.0	<1.0	NA	<1.0	<1.0	<1.0
cis-1,2-Dichloroethene	<25	NA	<2.5	NA	<.50	<.50	<.50	<.50	NA	<.50	<.50	<.50
cis-1,3-Dichloropropene	<25	NA	<2.5	NA	<.50	<.50	<.50	<.50	NA	<.50	<.50	<.50
Dibromochloromethane	<25	NA	<2.5	NA	<.50	<.50	<.50	<.50	NA	<.50	<.50	<.50
Dibromomethane	<25	NA	<2.5	NA	<.50	<.50	<.50	<.50	NA	<.50	<.50	<.50
Dichlorodifluoromethane	<50	NA	<5.0	NA	<1.0	<1.0	<1.0	<1.0	NA	<1.0	<1.0	<1.0
Ethylbenzene	**49.5**	NA	**5.95**	NA	**1.04**	**1.04**	**0.75**	**1.19**	NA	**1.32**	**1.28**	**0.92**
Hexachlorobutadiene	<50	NA	<5.0	NA	<1.0	<1.0	<1.0	<1.0	NA	<1.0	<1.0	<1.0
Isopropylbenzene	<25	NA	**0.55 J**	NA	**0.14 J**	**0.14 J**	<.50	**0.10 J**	NA	**0.12 J**	**0.11 J**	<.50
Methyl tert-butyl ether	<25	NA	<2.5	NA	<.50	<.50	<.50	<.50	NA	<.50	<.50	<.50
Methylene chloride	<100	NA	**1.4 J**	NA	**8.63**	**8.63**	**7.76**	**9.61**	NA	**9.82**	**8.86**	5.92
n- Butylbenzene	<25	NA	<2.5	NA	<.50	<.50	<.50	<.50	NA	<.50	<.50	<.50
n- Propylbenzene	<25	NA	<2.5	NA	<.50	<.50	<.50	<.50	NA	<.50	<.50	<.50
Naphthalene	<50	NA	**2.1 J**	NA	**9.41**	**9.41**	**3.31**	**1.14**	NA	**1.41**	**1.13**	**0.82 J**
p- Isopropyltoluene	<25	NA	<2.5	NA	<.50	<.50	<.50	<.50	NA	<.50	<.50	<.50
sec- Butylbenzene	<25	NA	<2.5	NA	**0.13 J**	**0.13 J**	<.50	<.50	NA	<.50	<.50	<.50
Styrene	<25	NA	<2.5	NA	<.50	<.50	<.50	<.50	NA	<.50	<.50	<.50
tert- Butylbenzene	<25	NA	<2.5	NA	<.50	<.50	<.50	<.50	NA	<.50	<.50	<.50
Tetrachloroethene	<25	NA	<2.5	NA	<.50	<.50	<.50	<.50	NA	<.50	<.50	<.50
Toluene	<25	NA	<2.5	NA	**0.30 J**	**0.30 J**	**0.14 J**	<.50	NA	**0.12 J**	**0.17 J**	**0.16 J**
trans-1,2-Dichloroethene	<25	NA	<2.5	NA	<.50	<.50	<.50	<.50	NA	<.50	<.50	<.50
trans-1,3-Dichloropropene	<25	NA	<2.5	NA	<.50	<.50	<.50	<.50	NA	<.50	<.50	<.50
Trichloroethene	<25	NA	<2.5	NA	<.50	<.50	<.50	<.50	NA	<.50	<.50	<.50
Trichlorofluoromethane	<50	NA	<5.0	NA	<1.0	<1.0	<1.0	<1.0	NA	<1.0	<1.0	<1.0
Vinyl chloride	<50	NA	<5.0	NA	<1.0	<1.0	<1.0	<1.0	NA	<1.0	<1.0	<1.0
Xylenes (total)	**1160**	NA	**159**	NA	**28.6**	**28.6**	**19.9**	**34.9**	NA	**37.7**	**36.6**	**25.1**

Notes:
J - Analyte detected below the PQL
NA - Not analyzed
MDL used for graphing purposes
Source: O'Brien & Gere Engineers, Inc.

Honeywell

Phase II Pre-Design Investigation
SCA Supernatant Treatability Testing

Effluent Elutriated Testing
SMU-4
Site 40062F
Data Summary

Parameter	Settling (hours)						
	0	1	2	3	4	8	24
Semi-volatile organic compounds (ug/L)							
1,2,4-Trichlorobenzene	<20	<20	<30	NA	<30	<30	<7
1,2-Dichlorobenzene	<20	<20	<30	NA	<30	<30	<7
1,3-Dichlorobenzene	<20	<20	<30	NA	<30	<30	<7
1,4-Dichlorobenzene	<20	<20	<30	NA	<30	<30	<7
2,4,5-Trichlorophenol	<20	<20	<30	NA	<30	<30	<7
2,4,6-Trichlorophenol	<20	<20	<30	NA	<30	<30	<7
2,4-Dichlorophenol	<20	<20	<30	NA	<30	<30	<7
2,4-Dimethylphenol	<20	<20	<30	NA	<30	<30	<7
2,4-Dinitrophenol	<50	<50	<60	NA	<60	<60	<10
2,4-Dinitotoluene	<20	<20	<30	NA	<30	<30	<7
2,6-Dinitotoluene	<20	<20	<30	NA	<30	<30	<7
2-Chloronaphthalene	<20	<20	<30	NA	<30	<30	<7
2-Chlorophenol	<20	<20	<30	NA	<30	<30	<7
2-Methylnaphthalene	<20	<20	<30	NA	<30	<30	<7
2-Methylphenol	<20	<20	<30	NA	<30	<30	<7
2-Nitroaniline	<50	<50	<60	NA	<60	<60	<10
2-Nitrophenol	<20	<20	<30	NA	<30	<30	<7
3,3'- Dichlorobenzidine	<20	<20	<30	NA	<30	<30	<7
3-Nitroaniline	<50	<50	<60	NA	<60	<60	<10
4,6-Dinitro-2-methylphenol	<50	<50	<60	NA	<60	<60	<10
4-Bromophenyl phenyl ether	<20	<20	<30	NA	<30	<30	<7
4-Chloro-3-methylphenol	<20	<20	<30	NA	<30	<30	<7
4-Chloroaniline	<50	<50	<60	NA	<60	<60	<10
4-Chlorophenyl phenyl ether	<20	<20	<30	NA	<30	<30	<7
4-Methylphenol	**36**	**44**	**37**	NA	**44**	**44**	<7
4-Nitroaniline	<20	<20	<30	NA	<30	<30	<7
4-Nitrophenol	<20	<20	<30	NA	<30	<30	<7
Acenaphthene	<20	<20	<30	NA	<30	<30	<7
Acenaphthylene	<20	<20	<30	NA	<30	<30	<7
Anthracene	<20	<20	<30	NA	<30	<30	<7
Benzo[a]anthracene	<20	<20	<30	NA	<30	<30	<7
Benzo[a]pyrene	<20	<20	<30	NA	<30	<30	<7
Benzo[b]fluoranthene	<20	<20	<30	NA	<30	<30	<7
Benzo[g,h,i]perilene	<20	<20	<30	NA	<30	<30	<7
Benzo[k]fluoranthrene	<20	<20	<30	NA	<30	<30	<7
Benzoic acid	<100	<100	<100	NA	<100	<100	<30
Benzyl alcohol	<20	<20	<30	NA	<30	<30	<7
bis(2-Chloroethoxy)methane	<20	<20	<30	NA	<30	<30	<7
bis(2-Chloroethyl)ether	<20	<20	<30	NA	<30	<30	<7
bis(2-Chloroisopropyl)ether	<20	<20	<30	NA	<30	<30	<7
bis(2-Ethylhexal)phthalate	<20	<20	<30	NA	<30	<30	<7
Butyl benzyl phthalate	<20	<20	<30	NA	<30	<30	<7
Chrysene	<20	<20	<30	NA	<30	<30	<7
Di-n-butyl phthalate	<20	<20	<30	NA	**46**	**37**	<7
Di-n-octyl phthalate	<20	<20	<30	NA	<30	<30	<7
Dibenz[a,h]anthracene	<20	<20	<30	NA	<30	<30	<7
Dobenzofuran	<20	<20	<30	NA	<30	<30	<7
Diethyl phthalate	<20	<20	<30	NA	<30	<30	<7
Dimethyl phthalate	<20	<20	<30	NA	<30	<30	<7
Fluoranthene	<20	<20	<30	NA	<30	<30	<7
Fluorene	<20	<20	<30	NA	<30	<30	<7
Hexachlorobezene	<20	<20	<30	NA	<30	<30	<7
Hexachlorobutadiene	<20	<20	<30	NA	<30	<30	<7
Hexachlorocyclopentadiene	<50	<50	<60	NA	<60	<60	<10
Hexachloroethane	<20	<20	<30	NA	<30	<30	<7
Indeno[1,2,3-cd]pyrene	<20	<20	<30	NA	<30	<30	<7
Isophorone	<20	<20	<30	NA	<30	<30	<7
N-Nitroso-di--n-propylamine	<20	<20	<30	NA	<30	<30	<7
N-Nitrosodiphenylamine	<20	<20	<30	NA	<30	<30	<7
Naphthalene	<20	<20	<30	NA	<30	<30	<7
Nitrobenzene	<20	<20	<30	NA	<30	<30	<7
Pentachlorophenol	<50	<50	<60	NA	<60	<60	<10
Phenanthrene	<20	<20	<30	NA	<30	<30	<7
Phenol	<20	<20	<30	NA	<30	<30	<7
Pyrene	<20	<20	<30	NA	<30	<30	<7

Notes:
J - Analyte detected below the PQL
NA - Not analyzed
MDL used for graphing purposes
Source: O'Brien & Gere Engineers, Inc.

Honeywell

Phase II Pre-Design Investigation
SCA Supernatant Treatability Testing

Effluent Elutriate Testing
SMU-4
Site 40062F
Data Summary

Parameter	Settling (hours)						
	0	1	2	3	4	8	24
Polychlorinated biphenyls (ug/L)							
Aroclor 1016	<0.7	<0.4	<0.5	NA	<0.5	<0.5	<0.3
Aroclor 1221	<0.7	<0.4	<0.5	NA	<0.5	<0.5	<0.3
Aroclor 1232	<0.7	<0.4	<0.5	NA	<0.5	<0.5	<0.3
Aroclor 1242	<0.7	<0.4	<0.5	NA	<0.5	<0.5	<0.3
Aroclor 1248	<0.7	<0.4	<0.5	NA	<0.5	<0.5	<0.3
Aroclor 1254	<0.7	<0.4	<0.5	NA	<0.5	<0.5	<0.3
Aroclor 1260	<0.7	<0.4	<0.5	NA	<0.5	<0.5	<0.3
Mercury (mg/L)	**290**	**34 J**	**54 J**	NA	**28 J**	**33 J**	**41 J**
Total suspended solids (mg/L)	NA	NA	NA	NA	NA	NA	NA

Notes:
J - Analyte detected below the PQL
NA - Not analyzed
MDL used for graphing purposes

Source: O'Brien & Gere Engineers, Inc.

Honeywell

Phase II Pre-Design Investigation
SCA Supernatant Treatability Testing

Effluent Elutriate Testing
SMU - 4
Site 40063
Data Summary

Parameter	Aeration (Minutes)					Settling (Hours)						
	0	15	30	45	60	0	1	2	3	4	8	24
Ammonia (mg/L)	**17**	**6.1**	**6.4**	**6.6**	**6.1**	**6.1**	N/A	N/A	N/A	N/A	N/A	5.9
Volatile organic compounds (ug/L)												
1,1,1,2-Tetrachloroethane	< 1.00	< 12.5	< .50	< .50	< .50	< .50	< .50	< .50	N/A	< .50	< .50	< .50
1,1,1-Trichloroethane	< 1.00	< 12.5	< .50	< .50	< .50	< .50	< .50	< .50	N/A	< .50	< .50	< .50
1,1,2,2-Tetrachloroethane	< 1.00	< 12.5	< .50	< .50	< .50	< .50	< .50	< .50	N/A	< .50	< .50	< .50
1,1,2-Trichloroethane	< 1.00	< 12.5	< .50	< .50	< .50	< .50	< .50	< .50	N/A	< .50	< .50	< .50
1,1-Dichloroethane	< 1.00	< 12.5	< .50	< .50	< .50	< .50	< .50	< .50	N/A	< .50	< .50	< .50
1,1-Dichloroethene	< 1.00	< 12.5	< .50	< .50	< .50	< .50	< .50	< .50	N/A	< .50	< .50	< .50
1,1-Dichloropropene	< 1.00	< 12.5	< .50	< .50	< .50	< .50	< .50	< .50	N/A	< .50	< .50	< .50
1,2,3-Trichlorobenzene	< 2.00	< 25.0	< 1.00	< 1.00	< 1.00	< 1.00	< 1.00	< 1.00	N/A	< 1.00	< 1.00	< 1.00
1,2,3-Trichloropropane	< 1.00	< 2.5	< .50	< .50	< .50	< .50	< .50	< .50	N/A	< .50	< .50	< .50
1,2,4-Trichlorobenzene	< 2.00	< 25.0	< 1.00	< 1.00	< 1.00	< 1.00	< 1.00	< 1.00	N/A	< 1.00	< 1.00	< 1.00
1,2,4-Trimethylbenzene	< 1.00	< 12.5	< .50	< .50	< .50	< .50	< .50	< .50	N/A	< .50	< .50	< .50
1,2-Dibromo-3-chloropropane	< 2.00	< 25.0	< 1.00	< 1.00	< 1.00	< 1.00	< 1.00	< 1.00	N/A	< 1.00	< 1.00	< 1.00
1,2-Dibromoethane	< 1.00	< 12.5	< .50	< .50	< .50	< .50	< .50	< .50	N/A	< .50	< .50	< .50
1,2-Dichlorobenzene	**.70 J**	**3.25 J**	**.49 J**	**.37 J**	**.21 J**	**.21 J**	**.22 J**	**.20 J**	N/A	**.20 J**	**.19 J**	< .50
1,2-Dichloroethane	< 1.00	< 12.5	< .50	< .50	< .50	< .50	< .50	< .50	N/A	< .50	< .50	< .50
1,2-Dichloropropane	< 1.00	< 12.5	< .50	< .50	< .50	< .50	< .50	< .50	N/A	< .50	< .50	< .50
1,3,5-Trimethylbenzene	< 1.00	< 12.5	< .50	< .50	< .50	< .50	< .50	< .50	N/A	< .50	< .50	< .50
1,3-Dichlorobenzene	**.22 J**	**3.25 J**	**.16 J**	< .50	< .50	< .50	< .50	< .50	N/A	< .50	< .50	< .50
1,3-Dichloropropane	< 1.00	< 12.5	< .50	< .50	< .50	< .50	< .50	< .50	N/A	< .50	< .50	< .50
1,4-Dichlorobenzene	**1.08**	**3.50 J**	**0.63**	**.46 J**	**.28 J**	**.28 J**	**.29 J**	**.26 J**	N/A	**.28 J**	**.26 J**	**.12 J**
2,2-Dichloropropane	< 1.00	< 12.5	< .50	< .50	< .50	< .50	< .50	< .50	N/A	< .50	< .50	< .50
2-Chlorotoluene	< 1.00	< 12.5	< .50	< .50	< .50	< .50	< .50	< .50	N/A	< .50	< .50	< .50
4-Chlorotoluene	< 1.00	< 12.5	< .50	< .50	< .50	< .50	< .50	< .50	N/A	< .50	< .50	< .50
Benzene	**25.4**	< 12.5	**5.66**	**2.73**	**2.25**	**2.25**	**0.66**	**0.69**	N/A	**0.81**	**0.82**	**0.55**
Bromobenzene	< 1.00	< 12.5	< .50	< .50	< .50	< .50	< .50	< .50	N/A	< .50	< .50	< .50
Bromochloromethane	< 1.00	< 12.5	< .50	< .50	< .50	< .50	< .50	< .50	N/A	< .50	< .50	< .50
Bromodichloromethane	< 1.00	< 12.5	< .50	< .50	< .50	< .50	< .50	< .50	N/A	< .50	< .50	< .50
Bromoform	< 1.00	< 12.5	< .50	< .50	< .50	< .50	< .50	< .50	N/A	< .50	< .50	< .50
Bromomethane	< 2.00	< 25.0	< 1.00	< 1.00	< 1.00	< 1.00	< 1.00	< 1.00	N/A	< 1.00	< 1.00	< 1.00
Carbon tetrachloride	< 1.00	< 12.5	< .50	< .50	< .50	< .50	< .50	< .50	N/A	< .50	< .50	< .50
Chlorobenzene	< 1.00	< 12.5	**.11 J**	< .50	< .50	< .50	**.14 J**	**.12 J**	N/A	**.11 J**	**.12 J**	< .50
Chloroethane	< 2.00	< 25.0	< 1.00	< 1.00	< 1.00	< 1.00	< 1.00	< 1.00	N/A	< 1.00	< 1.00	< 1.00
Chloroform	**.32 J**	< 12.5	**.32 J**	**.24 J**	**.24 J**	**.24 J**	**.32 J**	**.34 J**	**N/A**	**0.59**	**.36 J**	**.21 J**
Chloromethane	< 2.00	< 25.0	< 1.00	< 1.00	< 1.00	< 1.00	< 1.00	< 1.00	N/A	< 1.00	< 1.00	.30 J
cis-1,2-Dichloroethene	< 1.00	< 12.5	< .50	< .50	< .50	< .50	< .50	< .50	N/A	< .50	< .50	< .50
cis-1,3-Dichloropropene	< 1.00	< 12.5	< .50	< .50	< .50	< .50	< .50	< .50	N/A	< .50	< .50	< .50
Dibromochloromethane	< 1.00	< 12.5	< .50	< .50	< .50	< .50	< .50	< .50	N/A	< .50	< .50	< .50
Dibromomethane	< 1.00	< 125	< .50	< .50	< .50	< .50	< .50	< .50	N/A	< .50	< .50	< .50
Dichlorodifluoromethane	< 2.00	< 25.0	< 1.00	< 1.00	< 1.00	< 1.00	< 1.00	< 1.00	N/A	< 1.00	< 1.00	< 1.00
Ethylbenzene	< 1.00	**29.2**	**.11 J**	< .50	< .50	< .50	< .50	> .50	N/A	< .50	< .50	< .50
Hexachlorobutadiene	< 2.00	< 25.0	< 1.00	< 1.00	< 1.00	< 1.00	< 1.00	< 1.00	N/A	< 1.00	< 1.00	< 1.00
Isopropylbenzene	< 1.00	**< 12.5**	< .50	< .50	< .50	< .50	< .50	< .50	N/A	< .50	< .50	< .50
Methyl tert-butyl ether	< 1.00	< 12.5	< .50	< .50	< .50	< .50	< .50	< .50	N/A	< .50	< .50	< .50
Methylene chloride	**.78 J**	< 50.0	**2.01**	**8.62**	**9.99**	**9.99**	**10.5**	**10.6**	**N/A**	**11**	**10.1**	**5.18**
n- Butylbenzene	< 1.00	< 12.5	< .50	< .50	< .50	< .50	< .50	< .50	N/A	< .50	< .50	< .50
n- Propylbenzene	< 1.00	< 12.5	< .50	< .50	< .50	< .50	< .50	< .50	N/A	< .50	< .50	< .50
Naphthalene	**.46 J**	**4.75 J**	**.54 J**	**.43 J**	**.21 J**	**.21 J**	**.36 J**	**.29 J**	N/A	**.33 J**	**.31 J**	**.30 J**
p- Isopropyltoluene	< 1.00	< 12.5	< .50	< .50	< .50	< .50	< .50	< .50	N/A	< .50	< .50	< .50
sec- Butylbenzene	< 1.00	< 12.5	< .50	< .50	< .50	< .50	< .50	< .50	N/A	< .50	< .50	< .50
Styrene	< 1.00	< 12.5	< .50	< .50	< .50	< .50	< .50	< .50	N/A	< .50	< .50	< .50
tert- Butylbenzene	< 1.00	< 12.5	< .50	< .50	< .50	< .50	< .50	< .50	N/A	< .50	< .50	< .50
Tetrachloroethene	< 1.00	< 12.5	< .50	< .50	< .50	< .50	< .50	< .50	N/A	< .50	< .50	< .50
Toluene	< 1.00	< 12.5	< .50	< .50	< .50	< .50	< .50	< .50	N/A	< .50	< .50	< .50
trans-1,2-Dichloroethene	< 1.00	< 12.5	< .50	< .50	< .50	< .50	< .50	< .50	N/A	< .50	< .50	< .50
trans-1,3-Dichloropropene	< 1.00	< 12.5	< .50	< .50	< .50	< .50	< .50	< .50	N/A	< .50	< .50	< .50
Trichloroethene	< 1.00	< 12.5	< .50	< .50	< .50	< .50	< .50	< .50	N/A	< .50	< .50	< .50
Trichlorofluoromethane	< 2.00	< 25.0	< 1.00	< 1.00	< 1.00	< 1.00	< 1.00	< 1.00	N/A	< 1.00	< 1.00	< 1.00
Vinyl chloride	< 2.00	< 25.0	< 1.00	< 1.00	< 1.00	< 1.00	< 1.00	< 1.00	N/A	< 1.00	< 1.00	< 1.00
Xylenes (total)	**1.46 J**	**742**	**2.11**	**.73 J**	**.42 J**	**.42 J**	**.23 J**	**.25 J**	N/A	**.22 J**	**.21 J**	**.16 J**

Notes:
J - Analyte detected below the PQL
NA - Not analyzed
MDL used for graphing purposes
Source: O'Brien & Gere Engineers, Inc.

Honeywell

Phase II Pre-Design Investigation
SCA Supernatant Treatability Testing

Effluent Elutriated Testing
SMU-4
Site 40063
Data Summary

Parameter	Settling (hours)						
	0	1	2	3	4	8	24
Semi-volatile organic compounds (ug/L)							
1,2,4-Trichlorobenzene	< 20	< 20	< 30	N/A	< 30	< 20	< 30
1,2-Dichlorobenzene	< 20	< 20	< 30	N/A	< 30	< 20	< 30
1,3-Dichlorobenzene	< 20	< 20	< 30	N/A	< 30	< 20	< 30
1,4-Dichlorobenzene	< 20	< 20	< 30	N/A	< 30	< 20	< 30
2,4,5-Trichlorophenol	< 20	< 20	< 30	N/A	< 30	< 20	< 30
2,4,6-Trichlorophenol	< 20	< 20	< 30	N/A	< 30	< 20	< 30
2,4-Dichlorophenol	< 20	< 20	< 30	N/A	< 30	< 20	< 30
2,4-Dimethylphenol	< 20	< 20	< 30	N/A	< 30	< 20	< 30
2,4-Dinitrophenol	< 40	< 20	< 60	N/A	< 60	< 50	< 60
2,4-Dinitotoluene	< 20	< 50	< 30	N/A	< 30	< 20	< 30
2,6-Dinitotoluene	< 20	< 20	< 30	N/A	< 30	< 20	< 30
2-Chloronaphthalene	< 20	< 20	< 30	N/A	< 30	< 20	< 30
2-Chlorophenol	< 20	< 20	< 30	N/A	< 30	< 20	< 30
2-Methylnaphthalene	< 20	< 20	< 30	N/A	< 30	< 20	< 30
2-Methylphenol	< 20	**39**	**32**	N/A	**34**	**51**	< 30
2-Nitroaniline	< 40	< 50	< 60	N/A	< 60	< 50	< 60
2-Nitrophenol	< 20	< 20	< 30	N/A	< 30	< 20	< 30
3,3'- Dichlorobenzidine	< 40	< 50	< 60	N/A	< 60	< 50	< 60
3-Nitroaniline	< 40	< 50	< 60	N/A	< 60	< 50	< 60
4,6-Dinitro-2-methylphenol	< 40	< 50	< 60	N/A	< 60	< 50	< 60
4-Bromophenyl phenyl ether	< 20	< 20	< 30	N/A	< 30	< 20	< 30
4-Chloro-3-methylphenol	< 20	< 20	< 30	N/A	< 30	< 20	< 30
4-Chloroaniline	< 20	< 20	< 30	N/A	< 30	< 20	< 30
4-Chlorophenyl phenyl ether	< 20	< 20	< 30	N/A	< 30	< 20	< 30
4-Methylphenol	< 20	**67**	**41**	N/A	**55**	**94**	< 30
4-Nitroaniline	< 40	< 50	< 60	N/A	< 60	< 50	< 60
4-Nitrophenol	< 20	< 20	< 30	N/A	< 30	< 20	< 30
Acenaphthene	< 20	< 20	< 30	N/A	< 30	< 20	< 30
Acenaphthylene	< 20	< 20	< 30	N/A	< 30	< 20	< 30
Anthracene	< 20	< 20	< 30	N/A	< 30	< 20	< 30
Benzo[a]anthracene	< 20	< 20	< 30	N/A	< 30	< 20	< 30
Benzo[a]pyrene	< 20	< 20	< 30	N/A	< 30	< 20	< 30
Benzo[b]fluoranthene	< 20	< 20	< 30	N/A	< 30	< 20	< 30
Benzo[g,h,i]perilene	< 20	< 20	< 30	N/A	< 30	< 20	< 30
Benzo[k]fluoranthrene	< 20	< 20	< 30	N/A	< 30	< 20	< 30
Benzoic acid	< 100	< 100	< 100	N/A	< 100	< 100	< 100
Benzyl alcohol	< 20	< 20	< 30	N/A	< 30	< 20	< 30
bis(2-Chloroethoxy)methane	< 20	< 20	< 30	N/A	< 30	< 20	< 30
bis(2-Chloroethyl)ether	< 20	< 20	< 30	N/A	< 30	< 20	< 30
bis(2-Chloroisopropyl)ether	< 20	< 20	< 30	N/A	< 30	< 20	< 30
bis(2-Ethylhexal)phthalate	< 20	< 20	< 30	N/A	< 30	< 20	< 30
Butyl benzyl phthalate	< 20	< 20	< 30	N/A	< 30	< 20	< 30
Chrysene	< 20	< 20	< 30	N/A	< 30	< 20	< 30
Di-n-butyl phthalate	< 20	< 20	< 30	N/A	**44**	< 20	< 30
Di-n-octyl phthalate	< 20	< 20	< 30	N/A	< 30	< 20	< 30
Dibenz[a,h]anthracene	< 20	< 20	< 30	N/A	< 30	< 20	< 30
Dobenzofuran	< 20	< 20	< 30	N/A	< 30	< 20	< 30
Diethyl phthalate	< 20	< 20	< 30	N/A	< 30	< 20	< 30
Dimethyl phthalate	< 20	< 20	< 30	N/A	< 30	< 20	< 30
Fluoranthene	< 20	< 20	< 30	N/A	< 30	< 20	< 30
Fluorene	< 20	< 20	< 30	N/A	< 30	< 20	< 30
Hexachlorobezene	< 20	< 20	< 30	N/A	< 30	< 20	< 30
Hexachlorobutadiene	< 20	< 20	< 30	N/A	< 30	< 20	< 30
Hexachlorocyclopentadiene	< 40	< 50	< 60	N/A	< 60	< 50	< 60
Hexachloroethane	< 20	< 20	< 30	N/A	< 30	< 20	< 30
Indeno[1,2,3-cd]pyrene	< 20	< 20	< 30	N/A	< 30	< 20	< 30
Isophorone	< 20	< 20	< 30	N/A	< 30	< 20	< 30
N-Nitroso-di--n-propylamine	< 40	< 50	< 60	N/A	< 60	< 20	< 30
N-Nitrosodiphenylamine	< 20	< 20	< 30	N/A	< 30	< 20	< 30
Naphthalene	< 20	< 20	< 30	N/A	< 30	< 20	< 30
Nitrobenzene	< 20	< 20	< 30	N/A	< 30	< 20	< 30
Pentachlorophenol	< 40	< 50	< 60	N/A	< 60	< 20	< 60
Phenanthrene	< 20	< 20	< 30	N/A	< 30	< 20	< 30
Phenol	< 20	< 20	< 30	N/A	< 30	37	< 30
Pyrene	< 20	< 20	< 30	N/A	< 30	< 20	< 30

Notes:
J - Analyte detected below the PQL
NA - Not analyzed
MDL used for graphing purposes
Source: O'Brien & Gere Engineers, Inc.

O'BRIEN & GERE

Table 17c

Honeywell

Phase II Pre-Design Investigation
SCA Supernatant Treatability Testing

Effluent Elutriate Testing
SMU-4
Site 40063
Data Summary

Parameter	Settling (hours)						
	0	1	2	3	4	8	24
Polychlorinated biphenyls (ug/L)							
Aroclor 1016	< 0.4	< 0.4	< 0.4	N/A	< 0.4	< 0.4	< 0.5
Aroclor 1221	< 0.4	< 0.4	< 0.4	N/A	< 0.4	< 0.4	< 0.5
Aroclor 1232	< 0.4	< 0.4	< 0.4	N/A	< 0.4	< 0.4	< 0.5
Aroclor 1242	< 0.4	< 0.4	< 0.4	N/A	< 0.4	< 0.4	< 0.5
Aroclor 1248	< 0.4	< 0.4	< 0.4	N/A	< 0.4	< 0.4	< 0.5
Aroclor 1254	< 0.4	< 0.4	< 0.4	N/A	< 0.4	< 0.4	< 0.5
Aroclor 1260	< 0.4	< 0.4	< 0.4	N/A	< 0.4	< 0.4	< 0.5
Mercury (ng/L)	**320000**	**230**	**210**	N/A	**820**	**510**	**1000**
Mercury (1631E) (ng/L)	NA	NA	NA	NA	NA	NA	**718**
Methyl Mercury (ng/L)	NA	NA	NA	NA	NA	NA	**0.589**
Total suspended solids (mg/L)	**52000**	**41**	**39**	N/A	**140**	**81**	**27**

Notes:
J - Analyte detected below the PQL
NA - Not analyzed
MDL used for graphing purposes
Source: O'Brien & Gere Engineers, Inc.

Honeywell

Phase II Pre-Design Investigation
SCA Supernatant Treatability Testing

Effluent Elutriate Testing
SMU - 4
Site 40063F
Data Summary

Parameter	Aeration (Minutes)					Settling (Hours)						
	0	15	30	45	60	0	1	2	3	4	8	24
Ammonia (mg/L)	**6**	NA	**5.8**	NA	**5.7**	**5.7**	NA	NA	NA	NA	NA	**5.9**
Volatile organic compounds (ug/L)												
1,1,1,2-Tetrachloroethane	<0.5	NA	<0.5	NA	<0.5	<0.5	<0.5	<0.5	NA	<0.5	<0.5	<0.5
1,1,1-Trichloroethane	<0.5	NA	<0.5	NA	<0.5	<0.5	<0.5	<0.5	NA	<0.5	<0.5	<0.5
1,1,2,2-Tetrachloroethane	<0.5	NA	<0.5	NA	<0.5	<0.5	<0.5	<0.5	NA	<0.5	<0.5	<0.5
1,1,2-Trichloroethane	<0.5	NA	<0.5	NA	<0.5	<0.5	<0.5	<0.5	NA	<0.5	<0.5	<0.5
1,1-Dichloroethane	<0.5	NA	<0.5	NA	<0.5	<0.5	<0.5	<0.5	NA	<0.5	<0.5	<0.5
1,1-Dichloroethene	<0.5	NA	<0.5	NA	<0.5	<0.5	<0.5	<0.5	NA	<0.5	<0.5	<0.5
1,1-Dichloropropene	<0.5	NA	<0.5	NA	<0.5	<0.5	<0.5	<0.5	NA	<0.5	<0.5	<0.5
1,2,3-Trichlorobenzene	<1.0	NA	<1.0	NA	<1.0	<1.0	<1.0	<1.0	NA	<1.0	<1.0	<1.0
1,2,3-Trichloropropane	<0.5	NA	<0.5	NA	<0.5	<0.5	<0.5	<0.5	NA	<0.5	<0.5	<0.5
1,2,4-Trichlorobenzene	<1.0	NA	<1.0	NA	<1.0	<1.0	<1.0	<1.0	NA	<1.0	<1.0	<1.0
1,2,4-Trimethylbenzene	**0.34 J**	NA	**0.17 J**	NA	<0.5	<0.5	<0.5	<0.5	NA	<0.5	<0.5	<0.5
1,2-Dibromo-3-chloropropane	<1.0	NA	<1.0	NA	<1.0	<1.0	<1.0	<1.0	NA	<1.0	<1.0	<1.0
1,2-Dibromoethane	<0.5	NA	<0.5	NA	<0.5	<0.5	<0.5	<0.5	NA	<0.5	<0.5	<0.5
1,2-Dichlorobenzene	**2.16**	NA	**1.35**	NA	**0.46 J**	**0.46 J**	**0.26 J**	**0.20 J**	NA	**0.63**	**0.34 J**	**0.17 J**
1,2-Dichloroethane	<0.5	NA	<0.5	NA	<0.5	<0.5	<0.5	<0.5	NA	<0.5	<0.5	<0.5
1,2-Dichloropropane	<0.5	NA	<0.5	NA	<0.5	<0.5	<0.5	<0.5	NA	<0.5	<0.5	<0.5
1,3,5-Trimethylbenzene	**0.14 J**	NA	<0.5	NA	<0.5	<0.5	<0.5	<0.5	NA	<0.5	<0.5	<0.5
1,3-Dichlorobenzene	**0.14 J**	NA	<0.5	NA	<0.5	<0.5	<0.5	<0.5	NA	<0.5	<0.5	<0.5
1,3-Dichloropropane	<0.5	NA	<0.5	NA	<0.5	<0.5	<0.5	<0.5	NA	<0.5	<0.5	<0.5
1,4-Dichlorobenzene	**2.9**	NA	**1.97**	NA	**0.63**	**0.63**	**0.36 J**	**0.31 J**	NA	**0.85**	**0.43 J**	**0.19 J**
2,2-Dichloropropane	<0.5	NA	<0.5	NA	<0.5	<0.5	<0.5	<0.5	NA	<0.5	<0.5	<0.5
2-Chlorotoluene	<0.5	NA	<0.5	NA	<0.5	<0.5	<0.5	<0.5	NA	<0.5	<0.5	<0.5
4-Chlorotoluene	<0.5	NA	<0.5	NA	<0.5	<0.5	<0.5	<0.5	NA	<0.5	<0.5	<0.5
Benzene	**17.8**	NA	**2.14**	NA	**0.58**	**0.58**	**0.43 J**	**0.47 J**	NA	**0.53**	**0.53**	**0.33 J**
Bromobenzene	<0.5	NA	<0.5	NA	<0.5	<0.5	<0.5	<0.5	NA	<0.5	<0.5	<0.5
Bromochloromethane	<0.5	NA	<0.5	NA	<0.5	<0.5	<0.5	<0.5	NA	<0.5	<0.5	<0.5
Bromodichloromethane	<0.5	NA	<0.5	NA	<0.5	<0.5	<0.5	<0.5	NA	<0.5	<0.5	<0.5
Bromoform	<0.5	NA	<0.5	NA	<0.5	<0.5	<0.5	<0.5	NA	<0.5	<0.5	<0.5
Bromomethane	<1.0	NA	<1.0	NA	<1.0	<1.0	<1.0	<1.0	NA	<1.0	<1.0	<1.0
Carbon tetrachloride	<0.5	NA	<0.5	NA	<0.5	<0.5	<0.5	<0.5	NA	<0.5	<0.5	<0.5
Chlorobenzene	**2.39**	NA	**1.06**	NA	**0.28 J**	**0.28 J**	**0.16 J**	**0.16 J**	NA	**0.22 J**	**0.16 J**	**0.12 J**
Chloroethane	<1.0	NA	<1.0	NA	<1.0	<1.0	<1.0	<1.0	NA	<1.0	<1.0	<1.0
Chloroform	**0.24 J**	NA	**0.13 J**	NA	**0.26 J**	**0.26 J**	**0.46 J**	**0.64**	NA	**0.49 J**	**0.49 J**	**0.14 J**
Chloromethane	<1.0	NA	<1.0	NA	<1.0	<1.0	<1.0	<1.0	NA	<1.0	<1.0	<1.0
cis-1,2-Dichloroethene	<0.5	NA	<0.5	NA	<0.5	<0.5	<0.5	<0.5	NA	<0.5	<0.5	<0.5
cis-1,3-Dichloropropene	<0.5	NA	<0.5	NA	<0.5	<0.5	<0.5	<0.5	NA	<0.5	<0.5	<0.5
Dibromochloromethane	<0.5	NA	<0.5	NA	<0.5	<0.5	<0.5	<0.5	NA	<0.5	<0.5	<0.5
Dibromomethane	<0.5	NA	<0.5	NA	<0.5	<0.5	<0.5	<0.5	NA	<0.5	<0.5	<0.5
Dichlorodifluoromethane	<1.0	NA	<1.0	NA	<1.0	<1.0	<1.0	<1.0	NA	<1.0	<1.0	<1.0
Ethylbenzene	**0.17 J**	NA	**0.15 J**	NA	<0.5	<0.5	<0.5	<0.5	NA	<0.5	<0.5	<0.5
Hexachlorobutadiene	<1.0	NA	<1.0	NA	<1.0	<1.0	<1.0	<1.0	NA	<1.0	<1.0	<1.0
Isopropylbenzene	<0.5	NA	<0.5	NA	<0.5	<0.5	<0.5	<0.5	NA	<0.5	<0.5	<0.5
Methyl tert-butyl ether	<0.5	NA	<0.5	NA	<0.5	<0.5	<0.5	<0.5	NA	<0.5	<0.5	<0.5
Methylene chloride	**1.42 J**	NA	**1.83 J**	NA	**7.94**	**7.94**	**7.67**	**8.34**	NA	**8.54**	**7.64**	**3.52**
n- Butylbenzene	<0.5	NA	<0.5	NA	<0.5	<0.5	<0.5	<0.5	NA	<0.5	<0.5	<0.5
n- Propylbenzene	<0.5	NA	<0.5	NA	<0.5	<0.5	<0.5	<0.5	NA	<0.5	<0.5	<0.5
Naphthalene	**2.86**	NA	**1.83**	NA	**0.65 J**	**0.65 J**	**0.38 J**	**0.33 J**	NA	**1.15**	**0.57 J**	**0.53 J**
p- Isopropyltoluene	<0.5	NA	<0.5	NA	<0.5	<0.5	<0.5	<0.5	NA	<0.5	<0.5	<0.5
sec- Butylbenzene	<0.5	NA	<0.5	NA	<0.5	<0.5	<0.5	<0.5	NA	<0.5	<0.5	<0.5
Styrene	**0.24 J**	NA	**0.31 J**	NA	<0.5	<0.5	<0.5	<0.5	NA	<0.5	<0.5	<0.5
tert- Butylbenzene	<0.5	NA	<0.5	NA	<0.5	<0.5	<0.5	<0.5	NA	<0.5	<0.5	<0.5
Tetrachloroethene	<0.5	NA	<0.5	NA	<0.5	<0.5	<0.5	<0.5	NA	<0.5	<0.5	<0.5
Toluene	**0.26 J**	NA	**0.23 J**	NA	<0.5	<0.5	<0.5	<0.5	NA	<0.5	<0.5	<0.5
trans-1,2-Dichloroethene	<0.5	NA	<0.5	NA	<0.5	<0.5	<0.5	<0.5	NA	<0.5	<0.5	<0.5
trans-1,3-Dichloropropene	<0.5	NA	<0.5	NA	<0.5	<0.5	<0.5	<0.5	NA	<0.5	<0.5	<0.5
Trichloroethene	<0.5	NA	<0.5	NA	<0.5	<0.5	<0.5	<0.5	NA	<0.5	<0.5	<0.5
Trichlorofluoromethane	<1.0	NA	<1.0	NA	<1.0	<1.0	<1.0	<1.0	NA	<1.0	<1.0	<1.0
Vinyl chloride	<1.0	NA	<1.0	NA	<1.0	<1.0	<1.0	<1.0	NA	<1.0	<1.0	<1.0
Xylenes (total)	**2.16**	NA	**1.19**	NA	**0.23 J**	**0.23 J**	**0.18 J**	**0.16 J**	NA	**0.18 J**	**0.13 J**	**0.13 J**

Notes:
J - Analyte detected below the PQL
NA - Not analyzed
MDL used for graphing purposes
Source: O'Brien & Gere Engineers, Inc.

Honeywell

Phase II Pre-Design Investigation
SCA Supernatant Treatability Testing

Effluent Elutriate Testing
SMU-4
Site 40063F
Data Summary

Parameter	Settling (hours)						
	0	1	2	3	4	8	24
Semi-volatile organic compounds (ug/L)							
1,2,4-Trichlorobenzene	<30	<30	<30	NA	<30	<20	<20
1,2-Dichlorobenzene	<30	<30	<30	NA	<30	<20	<20
1,3-Dichlorobenzene	<30	<30	<30	NA	<30	<20	<20
1,4-Dichlorobenzene	<30	<30	<30	NA	<30	<20	<20
2,4,5-Trichlorophenol	<30	<30	<30	NA	<30	<20	<20
2,4,6-Trichlorophenol	<30	<30	<30	NA	<30	<20	<20
2,4-Dichlorophenol	<30	<30	<30	NA	<30	<20	<20
2,4-Dimethylphenol	<30	<30	<30	NA	<30	<20	<20
2,4-Dinitrophenol	<70	<60	<60	NA	<60	<50	<30
2,4-Dinitotoluene	<30	<30	<30	NA	<30	<20	<20
2,6-Dinitotoluene	<30	<30	<30	NA	<30	<20	<20
2-Chloronaphthalene	<30	<30	<30	NA	<30	<20	<20
2-Chlorophenol	<30	<30	<30	NA	<30	<20	<20
2-Methylnaphthalene	<30	<30	<30	NA	<30	<20	<20
2-Methylphenol	**48**	**40**	**43**	NA	**42**	**29**	**37**
2-Nitroaniline	<70	<60	<60	NA	<60	<50	<30
2-Nitrophenol	<30	<30	<30	NA	<30	<20	<20
3,3'- Dichlorobenzidine	<70	<60	<60	NA	<60	<50	<30
3-Nitroaniline	<70	<60	<60	NA	<60	<50	<30
4,6-Dinitro-2-methylphenol	<70	<60	<60	NA	<60	<50	<30
4-Bromophenyl phenyl ether	<30	<30	<30	NA	<30	<20	<20
4-Chloro-3-methylphenol	<30	<30	<30	NA	<30	<20	<20
4-Chloroaniline	<30	<30	<30	NA	<30	<20	<20
4-Chlorophenyl phenyl ether	<30	<30	<30	NA	<30	<20	<20
4-Methylphenol	**98**	**80**	**88**	NA	**86**	**60**	**73**
4-Nitroaniline	<70	<60	<60	NA	<60	<50	<30
4-Nitrophenol	<30	<30	<30	NA	<30	<20	<20
Acenaphthene	<30	<30	<30	NA	<30	<20	<20
Acenaphthylene	<30	<30	<30	NA	<30	<20	<20
Anthracene	<30	<30	<30	NA	<30	<20	<20
Benzo[a]anthracene	<30	<30	<30	NA	<30	<20	<20
Benzo[a]pyrene	<30	<30	<30	NA	<30	<20	<20
Benzo[b]fluoranthene	<30	<30	<30	NA	<30	<20	<20
Benzo[g,h,i]perilene	<30	<30	<30	NA	<30	<20	<20
Benzo[k]fluoranthrene	<30	<30	<30	NA	<30	<20	<20
Benzoic acid	<100	<100	<100	NA	<100	<100	<70
Benzyl alcohol	<30	<30	<30	NA	<30	<20	<20
bis(2-Chloroethoxy)methane	<30	<30	<30	NA	<30	<20	<20
bis(2-Chloroethyl)ether	<30	<30	<30	NA	<30	<20	<20
bis(2-Chloroisopropyl)ether	<30	<30	<30	NA	<30	<20	<20
bis(2-Ethylhexal)phthalate	<30	<30	<30	NA	<30	<20	<20
Butyl benzyl phthalate	<30	<30	<30	NA	<30	<20	<20
Chrysene	<30	<30	<30	NA	<30	<20	<20
Di-n-butyl phthalate	<30	<30	<30	NA	<30	<20	<20
Di-n-octyl phthalate	<30	<30	<30	NA	<30	<20	<20
Dibenz[a,h]anthracene	<30	<30	48	NA	43	<20	<20
Dobenzofuran	<30	<30	<30	NA	<30	<20	<20
Diethyl phthalate	<30	<30	<30	NA	<30	<20	<20
Dimethyl phthalate	<30	<30	<30	NA	<30	<20	<20
Fluoranthene	<30	<30	<30	NA	<30	<20	<20
Fluorene	<30	<30	<30	NA	<30	<20	<20
Hexachlorobezene	<30	<30	<30	NA	<30	<20	<20
Hexachlorobutadiene	<30	<30	<30	NA	<30	<20	<20
Hexachlorocyclopentadiene	<70	<60	<60	NA	<60	<50	<30
Hexachloroethane	<30	<30	<30	NA	<30	<20	<20
Indeno[1,2,3-cd]pyrene	<30	<30	<30	NA	<30	<20	<20
Isophorone	<30	<30	<30	NA	<30	<20	<20
N-Nitroso-di--n-propylamine	<30	<30	<30	NA	<30	<20	<20
N-Nitrosodiphenylamine	<30	<30	<30	NA	<30	<20	<20
Naphthalene	<30	<30	<30	NA	<30	<20	<20
Nitrobenzene	<30	<30	<30	NA	<30	<20	<20
Pentachlorophenol	<70	<60	<60	NA	<60	<50	<30
Phenanthrene	<30	<30	<30	NA	30	<20	<20
Phenol	<30	<30	**30**	NA	<30	**23**	**24**
Pyrene	<30	<30	<30	NA	<30	<20	<20

Notes:
J - Analyte detected below the PQL
NA - Not analyzed
MDL used for graphing purposes
Source: O'Brien & Gere Engineers, Inc.

Table 18c

Honeywell

Phase II Pre-Design Investigation
SCA Supernatant Treatability Testing

Effluent Elutriate Testing
SMU - 4
Site 40063F
Data Summary

Parameter	Settling (hours)						
	0	1	2	3	4	8	24
Polychlorinated biphenyls (ug/L)							
Aroclor 1016	<0.7	<0.5	<0.6	NA	<0.6	<0.6	<0.3
Aroclor 1221	<0.7	<0.5	<0.6	NA	<0.6	<0.6	<0.3
Aroclor 1232	<0.7	<0.5	<0.6	NA	<0.6	<0.6	<0.3
Aroclor 1242	<0.7	<0.5	<0.6	NA	<0.6	<0.6	<0.3
Aroclor 1248	<0.7	<0.5	<0.6	NA	<0.6	<0.6	<0.3
Aroclor 1254	<0.7	<0.5	<0.6	NA	<0.6	<0.6	<0.3
Aroclor 1260	<0.7	<0.5	<0.6	NA	<0.6	<0.6	<0.3
Mercury (ng/L)	<200	<200	<200	NA	<200	<200	<200
Total suspended solids (mg/L)	NA	NA	NA	NA	NA	NA	NA

Notes:
J - Analyte detected below the PQL
NA - Not analyzed
MDL used for graphing purposes
Source: O'Brien & Gere Engineers, Inc.

O'BRIEN & GERE

Table 19a

Honeywell

Phase II Pre-Design Investigation
SCA Supernatant Treatability Testing

Effluent Elutriate Testing
SMU - 6
Site 60098
Data Summary

Parameter	Aeration (Minutes)					Settling (Hours)						
	0	15	30	45	60	0	1	2	3	4	8	24
Ammonia (mg/L)	**11**	**18**	**9.5**	**9.2**	**8.3**	**8.3**	NA	NA	NA	NA	NA	**7.7**
Volatile organic compounds (ug/L)												
1,1,1,2-Tetrachloroethane	<0.5	<0.5	<0.5	<0.5	<0.5	<0.5	<0.5	<0.5	NA	<0.5	<0.5	<0.5
1,1,1-Trichloroethane	<0.5	<0.5	<0.5	<0.5	<0.5	<0.5	<0.5	<0.5	NA	<0.5	<0.5	<0.5
1,1,2,2-Tetrachloroethane	<0.5	<0.5	<0.5	<0.5	<0.5	<0.5	<0.5	<0.5	NA	<0.5	<0.5	<0.5
1,1,2-Trichloroethane	<0.5	<0.5	<0.5	<0.5	<0.5	<0.5	<0.5	<0.5	NA	<0.5	<0.5	<0.5
1,1-Dichloroethane	<0.5	<0.5	<0.5	<0.5	<0.5	<0.5	<0.5	<0.5	NA	<0.5	<0.5	<0.5
1,1-Dichloroethene	<0.5	<0.5	<0.5	<0.5	<0.5	<0.5	<0.5	<0.5	NA	<0.5	<0.5	<0.5
1,1-Dichloropropene	<0.5	<0.5	<0.5	<0.5	<0.5	<0.5	<0.5	<0.5	NA	<0.5	<0.5	<0.5
1,2,3-Trichlorobenzene	<1.0	<1.0	<1.0	<1.0	<1.0	<1.0	<1.0	<1.0	NA	<1.0	<1.0	<1.0
1,2,3-Trichloropropane	<0.5	<0.5	<0.5	<0.5	<0.5	<0.5	<0.5	<0.5	NA	<0.5	<0.5	<0.5
1,2,4-Trichlorobenzene	<1.0	0.36 J	<1.0	<1.0	<1.0	<1.0	<1.0	<1.0	NA	<1.0	<1.0	<1.0
1,2,4-Trimethylbenzene	<0.5	<0.5	<0.5	<0.5	<0.5	<0.5	<0.5	<0.5	NA	<0.5	<0.5	<0.5
1,2-Dibromo-3-chloropropane	<1.0	<1.0	<1.0	<1.0	<1.0	<1.0	<1.0	<1.0	NA	<1.0	<1.0	<1.0
1,2-Dibromoethane	<0.5	<0.5	<0.5	<0.5	<0.5	<0.5	<0.5	<0.5	NA	<0.5	<0.5	<0.5
1,2-Dichlorobenzene	**0.56**	**0.71**	**0.29 J**	**0.22 J**	**0.14 J**	**0.14 J**	**0.11 J**	**0.14 J**	NA	**0.11 J**	**0.13 J**	<0.5
1,2-Dichloroethane	<0.5	<0.5	<0.5	<0.5	<0.5	<0.5	<0.5	<0.5	NA	<0.5	<0.5	<0.5
1,2-Dichloropropane	<0.5	<0.5	<0.5	<0.5	<0.5	<0.5	<0.5	<0.5	NA	<0.5	<0.5	<0.5
1,3,5-Trimethylbenzene	<0.5	<0.5	<0.5	<0.5	<0.5	<0.5	<0.5	<0.5	NA	<0.5	<0.5	<0.5
1,3-Dichlorobenzene	<0.5	0.63	<0.5	<0.5	<0.5	<0.5	<0.5	<0.5	NA	<0.5	<0.5	<0.5
1,3-Dichloropropane	<0.5	<0.5	<0.5	<0.5	<0.5	<0.5	<0.5	<0.5	NA	<0.5	<0.5	<0.5
1,4-Dichlorobenzene	**0.88**	**0.93**	**0.36 J**	**0.29 J**	**0.16 J**	**0.16 J**	**0.16 J**	**0.17 J**	NA	**0.16 J**	**0.15 J**	<0.5
2,2-Dichloropropane	<0.5	<0.5	<0.5	<0.5	<0.5	<0.5	<0.5	<0.5	NA	<0.5	<0.5	<0.5
2-Chlorotoluene	<0.5	<0.5	<0.5	<0.5	<0.5	<0.5	<0.5	<0.5	NA	<0.5	<0.5	<0.5
4-Chlorotoluene	<0.5	<0.5	<0.5	<0.5	<0.5	<0.5	<0.5	<0.5	NA	<0.5	<0.5	<0.5
Benzene	**0.26 J**	**10.2**	<0.5	<0.5	<0.5	<0.5	<0.5	<0.5	NA	<0.5	<0.5	<0.5
Bromobenzene	<0.5	<0.5	<0.5	<0.5	<0.5	<0.5	<0.5	<0.5	NA	<0.5	<0.5	<0.5
Bromochloromethane	<0.5	<0.5	<0.5	<0.5	<0.5	<0.5	<0.5	<0.5	NA	<0.5	<0.5	<0.5
Bromodichloromethane	<0.5	<0.5	<0.5	<0.5	<0.5	<0.5	<0.5	<0.5	NA	<0.5	<0.5	<0.5
Bromoform	<0.5	<0.5	<0.5	<0.5	<0.5	<0.5	<0.5	<0.5	NA	<0.5	<0.5	<0.5
Bromomethane	<1.0	<1.0	<1.0	<1.0	<1.0	<1.0	<1.0	<1.0	NA	<1.0	<1.0	<1.0
Carbon tetrachloride	<0.5	<0.5	<0.5	<0.5	<0.5	<0.5	<0.5	<0.5	NA	<0.5	<0.5	<0.5
Chlorobenzene	**0.23 J**	**0.20 J**	<0.5	<0.5	<0.5	<0.5	<0.5	<0.5	NA	<0.5	<0.5	<0.5
Chloroethane	<1.0	<1.0	<1.0	<1.0	<1.0	<1.0	<1.0	<1.0	NA	<1.0	<1.0	<1.0
Chloroform	**0.22 J**	**0.30 J**	**0.23 J**	**0.16 J**	**0.17 J**	**0.17 J**	**0.33 J**	**0.32 J**	NA	**0.5**	**0.37 J**	**0.19 J**
Chloromethane	<1.0	<1.0	<1.0	<1.0	<1.0	<1.0	<1.0	<1.0	NA	<1.0	<1.0	<1.0
cis-1,2-Dichloroethene	<0.5	<0.5	<0.5	<0.5	<0.5	<0.5	<0.5	<0.5	NA	<0.5	<0.5	<0.5
cis-1,3-Dichloropropene	<0.5	<0.5	<0.5	<0.5	<0.5	<0.5	<0.5	<0.5	NA	<0.5	<0.5	<0.5
Dibromochloromethane	<0.5	<0.5	<0.5	<0.5	<0.5	<0.5	<0.5	<0.5	NA	<0.5	<0.5	<0.5
Dibromomethane	<0.5	<0.5	<0.5	<0.5	<0.5	<0.5	<0.5	<0.5	NA	<0.5	<0.5	<0.5
Dichlorodifluoromethane	<1.0	<1.0	<1.0	<1.0	<1.0	<1.0	<1.0	<1.0	NA	<1.0	<1.0	<1.0
Ethylbenzene	<0.5	**3.3**	<0.5	<0.5	<0.5	<0.5	<0.5	<0.5	NA	<0.5	<0.5	<0.5
Hexachlorobutadiene	<1.0	<1.0	<1.0	<1.0	<1.0	<1.0	<1.0	<1.0	NA	<1.0	<1.0	<1.0
Isopropylbenzene	<0.5	**0.27 J**	<0.5	<0.5	<0.5	<0.5	<0.5	<0.5	NA	<0.5	<0.5	<0.5
Methyl tert-butyl ether	<0.5	<0.5	<0.5	<0.5	<0.5	<0.5	<0.5	<0.5	NA	<0.5	<0.5	<0.5
Methylene chloride	**1.24 J**	**1.28 J**	**2.31**	**11.8**	**14.2**	**14.2**	**14**	**14.3**	NA	**14**	**13.1**	**6.22**
n- Butylbenzene	<0.5	<0.5	<0.5	<0.5	<0.5	<0.5	<0.5	<0.5	NA	<0.5	<0.5	<0.5
n- Propylbenzene	<0.5	<0.5	<0.5	<0.5	<0.5	<0.5	<0.5	<0.5	NA	<0.5	<0.5	<0.5
Naphthalene	**0.28 J**	**0.81 j**	**0.24 J**	**0.28 J**	**0.18 J**	**0.18 J**	**0.19 J**	**0.18 J**	NA	**0.19 J**	**0.15 J**	<1.0
p- Isopropyltoluene	<0.5	<0.5	<0.5	<0.5	<0.5	<0.5	<0.5	<0.5	NA	<0.5	<0.5	<0.5
sec- Butylbenzene	<0.5	<0.5	<0.5	<0.5	<0.5	<0.5	<0.5	<0.5	NA	<0.5	<0.5	<0.5
Styrene	<0.5	<0.5	<0.5	<0.5	<0.5	<0.5	<0.5	<0.5	NA	<0.5	<0.5	<0.5
tert- Butylbenzene	<0.5	<0.5	<0.5	<0.5	<0.5	<0.5	<0.5	<0.5	NA	<0.5	<0.5	<0.5
Tetrachloroethene	<0.5	<0.5	<0.5	<0.5	<0.5	<0.5	<0.5	<0.5	NA	<0.5	<0.5	<0.5
Toluene	<0.5	**0.16 J**	<0.5	<0.5	<0.5	<0.5	<0.5	<0.5	NA	<0.5	<0.5	<0.5
trans-1,2-Dichloroethene	<0.5	<0.5	<0.5	<0.5	<0.5	<0.5	<0.5	<0.5	NA	<0.5	<0.5	<0.5
trans-1,3-Dichloropropene	<0.5	<0.5	<0.5	<0.5	<0.5	<0.5	<0.5	<0.5	NA	<0.5	<0.5	<0.5
Trichloroethene	<0.5	<0.5	<0.5	<0.5	<0.5	<0.5	<0.5	<0.5	NA	<0.5	<0.5	<0.5
Trichlorofluoromethane	<1.0	<1.0	<1.0	<1.0	<1.0	<1.0	<1.0	<1.0	NA	<1.0	<1.0	<1.0
Vinyl chloride	<1.0	<1.0	<1.0	<1.0	<1.0	<1.0	<1.0	<1.0	NA	<1.0	<1.0	<1.0
Xylenes (total)	**0.16 J**	**88.1**	**0.11 J**	<1.0	<1.0	<1.0	<1.0	<1.0	NA	<1.0	<1.0	<1.0

Notes:
J - Analyte detected below the PQL
NA - Not analyzed
MDL used for graphing purposes
Source: O'Brien & Gere Engineers, Inc.

O'BRIEN & GERE

Table 19b

Honeywell

Phase 2 Pre-Design Investigation
SCA Supernatant Treatability Testing

Effluent Elutriate Testing
SMU - 6
Site 60098
Data Summary

Parameter	Settling (hours)						
	0	1	2	3	4	8	24
Semi-volatile organic compounds (ug/L)							
1,2,4-Trichlorobenzene	<20	<20	<30	NA	<30	<20	<30
1,2-Dichlorobenzene	<20	<20	<30	NA	<30	<20	<30
1,3-Dichlorobenzene	<20	<20	<30	NA	<30	<20	<30
1,4-Dichlorobenzene	<20	<20	<30	NA	<30	<20	<30
2,4,5-Trichlorophenol	<20	<20	<30	NA	<30	<20	<30
2,4,6-Trichlorophenol	<20	<20	<30	NA	<30	<20	<30
2,4-Dichlorophenol	<20	<20	<30	NA	<30	<20	<30
2,4-Dimethylphenol	<20	<20	<30	NA	<30	<20	<30
2,4-Dinitrophenol	<40	<50	<50	NA	<60	<50	<60
2,4-Dinitotoluene	<20	<20	<30	NA	<30	<20	<30
2,6-Dinitotoluene	<20	<20	<30	NA	<30	<20	<30
2-Chloronaphthalene	<20	<20	<30	NA	<30	<20	<30
2-Chlorophenol	<20	<20	<30	NA	<30	<20	<30
2-Methylnaphthalene	<20	<20	<30	NA	<30	<20	<30
2-Methylphenol	<20	<20	<30	NA	<30	<20	<30
2-Nitroaniline	<40	<50	<50	NA	<60	<50	<60
2-Nitrophenol	<20	<20	<30	NA	<30	<20	<30
3,3'- Dichlorobenzidine	<40	<50	<50	NA	<60	<50	<60
3-Nitroaniline	<40	<50	<50	NA	<60	<50	<60
4,6-Dinitro-2-methylphenol	<40	<50	<50	NA	<60	<50	<60
4-Bromophenyl phenyl ether	<20	<20	<30	NA	<30	<20	<30
4-Chloro-3-methylphenol	<20	<20	<30	NA	<30	<20	<30
4-Chloroaniline	<40	<50	<50	NA	<60	<50	<60
4-Chlorophenyl phenyl ether	<20	<20	<30	NA	<30	<20	<30
4-Methylphenol	<20	<20	<30	NA	<30	<20	<30
4-Nitroaniline	<20	<20	<30	NA	<30	<20	<30
4-Nitrophenol	<20	<20	<30	NA	<30	<20	<30
Acenaphthene	<20	<20	<30	NA	<30	<20	<30
Acenaphthylene	<20	<20	<30	NA	<30	<20	<30
Anthracene	<20	<20	<30	NA	<30	<20	<30
Benzo[a]anthracene	<20	<20	<30	NA	<30	<20	<30
Benzo[a]pyrene	<20	<20	<30	NA	<30	<20	<30
Benzo[b]fluoranthene	<20	<20	<30	NA	<30	<20	<30
Benzo[g,h,i]perilene	<20	<20	<30	NA	<30	<20	<30
Benzo[k]fluoranthrene	<20	<20	<30	NA	<30	<20	<30
Benzoic acid	<100	<100	<100	NA	<100	<100	<100
Benzyl alcohol	<20	<20	<30	NA	<30	<20	<30
bis(2-Chloroethoxy)methane	<20	<20	<30	NA	<30	<20	<30
bis(2-Chloroethyl)ether	<20	<20	<30	NA	<30	<20	<30
bis(2-Chloroisopropyl)ether	<20	<20	<30	NA	<30	<20	<30
bis(2-Ethylhexal)phthalate	<20	<20	<30	NA	<30	<20	<30
Butyl benzyl phthalate	<20	<20	<30	NA	<30	<20	<30
Chrysene	<20	<20	<30	NA	<30	<20	<30
Di-n-butyl phthalate	<20	<20	<30	NA	<30	<20	<30
Di-n-octyl phthalate	<20	<20	<30	NA	<30	<20	<30
Dibenz[a,h]anthracene	<20	<20	<30	NA	<30	<20	<30
Dobenzofuran	<20	<20	<30	NA	<30	<20	<30
Diethyl phthalate	<20	<20	<30	NA	<30	<20	<30
Dimethyl phthalate	<20	<20	<30	NA	<30	<20	<30
Fluoranthene	<20	<20	<30	NA	<30	<20	<30
Fluorene	<20	<20	<30	NA	<30	<20	<30
Hexachlorobezene	<20	<20	<30	NA	<30	<20	<30
Hexachlorobutadiene	<40	<50	<50	NA	<60	<50	<60
Hexachlorocyclopentadiene	<20	<20	<30	NA	<30	<20	<30
Hexachloroethane	<20	<20	<30	NA	<30	<20	<30
Indeno[1,2,3-cd]pyrene	<20	<20	<30	NA	<30	<20	<30
Isophorone	<20	<20	<30	NA	<30	<20	<30
N-Nitroso-di--n-propylamine	<20	<20	<30	NA	<30	<20	<30
N-Nitrosodiphenylamine	<20	<20	<30	NA	<30	<20	<30
Naphthalene	<20	<20	<30	NA	<30	<20	<30
Nitrobenzene	<20	<20	<30	NA	<30	<20	<30
Pentachlorophenol	<40	<50	<50	NA	<60	<50	<60
Phenanthrene	<20	<20	<30	NA	<30	<20	<30
Phenol	<20	<20	<30	NA	<30	<20	<30
Pyrene	<20	<20	<30	NA	<30	<20	<30

Notes:
J - Analyte detected below the PQL
NA - Not analyzed
MDL used for graphing purposes
Source: O'Brien & Gere Engineers, Inc.

O'BRIEN & GERE

Table 19c

Honeywell

Phase II Pre-Design Investigation
SCA Supernatant Treatability Testing

Effluent Elutriate Testing
SMU - 6
Site 60098
Data Summary

Parameter	Settling (hours)						
	0	1	2	3	4	8	24
Polychlorinated biphenyls (ug/L)							
Aroclor 1016	<0.4	<0.4	<0.4	NA	<0.4	<0.4	<0.6
Aroclor 1221	<0.4	<0.4	<0.4	NA	<0.4	<0.4	<0.6
Aroclor 1232	<0.4	<0.4	<0.4	NA	<0.4	<0.4	<0.6
Aroclor 1242	<0.4	<0.4	<0.4	NA	<0.4	<0.4	<0.6
Aroclor 1248	<0.4	<0.4	<0.4	NA	<0.4	<0.4	<0.6
Aroclor 1254	<0.4	<0.4	<0.4	NA	<0.4	<0.4	<0.6
Aroclor 1260	<0.4	<0.4	<0.4	NA	<0.4	<0.4	<0.6
Mercury (ng/L)	**3300**	**80 J**	**80 J**	NA	**71 J**	**54 J**	**88 J**
Mercury (1631E) (ng/L)	NA	NA	NA	NA	NA	NA	**49.6**
Methyl Mercury (ng/L)	NA	NA	NA	NA	NA	NA	**0.208**
Total suspended solids (mg/L)	**14000**	**410**	**310**	NA	**230**	**210**	**250**

Notes:
J - Analyte detected below the PQL
NA - Not analyzed
MDL used for graphing purposes
Source: O'Brien & Gere Engineers, Inc.

Table 20a

Honeywell

Phase II Pre-Design Investigation
SCA Supernatant Treatability Testing

Effluent Elutriate Testing
SMU-6
Site 60098F
Data Summary

Parameter	Aeration (Minutes)					Settling (Hours)						
	0	15	30	45	60	0	1	2	3	4	8	24
Ammonia (mg/L)	**7.6**	NA	**7.8**	NA	**7.6**	**7.6**	NA	NA	NA	NA	NA	**7.5**
Volatile organic compounds (ug/L)												
1,1,1,2-Tetrachloroethane	<0.5	NA	<0.5	NA	<0.5	<0.5	<0.5	<0.5	NA	<0.5	<0.5	<0.5
1,1,1-Trichloroethane	<0.5	NA	<0.5	NA	<0.5	<0.5	<0.5	<0.5	NA	<0.5	<0.5	<0.5
1,1,2,2-Tetrachloroethane	<0.5	NA	<0.5	NA	<0.5	<0.5	<0.5	<0.5	NA	<0.5	<0.5	<0.5
1,1,2-Trichloroethane	<0.5	NA	<0.5	NA	<0.5	<0.5	<0.5	<0.5	NA	<0.5	<0.5	<0.5
1,1-Dichloroethane	<0.5	NA	<0.5	NA	<0.5	<0.5	<0.5	<0.5	NA	<0.5	<0.5	<0.5
1,1-Dichloroethene	<0.5	NA	<0.5	NA	<0.5	<0.5	<0.5	<0.5	NA	<0.5	<0.5	<0.5
1,1-Dichloropropene	<0.5	NA	<0.5	NA	<0.5	<0.5	<0.5	<0.5	NA	<0.5	<0.5	<0.5
1,2,3-Trichlorobenzene	<1.0	NA	<1.0	NA	<1.0	<1.0	<1.0	<1.0	NA	<1.0	<1.0	<1.0
1,2,3-Trichloropropane	<0.5	NA	<0.5	NA	<0.5	<0.5	<0.5	<0.5	NA	<0.5	<0.5	<0.5
1,2,4-Trichlorobenzene	<1.0	NA	<1.0	NA	<1.0	<1.0	<1.0	<1.0	NA	<1.0	<1.0	<1.0
1,2,4-Trimethylbenzene	<0.5	NA	**0.25 J**	NA	<0.5	<0.5	<0.5	<0.5	NA	<0.5	<0.5	<0.5
1,2-Dibromo-3-chloropropane	<1.0	NA	<1.0	NA	<1.0	<1.0	<1.0	<1.0	NA	<1.0	<1.0	<1.0
1,2-Dibromoethane	<0.5	NA	<0.5	NA	<0.5	<0.5	<0.5	<0.5	NA	<0.5	<0.5	<0.5
1,2-Dichlorobenzene	**0.42 J**	NA	**1.51**	NA	**0.48 J**	**0.48 J**	<0.5	<0.5	NA	<0.5	<0.5	**0.18 J**
1,2-Dichloroethane	<0.5	NA	<0.5	NA	<0.5	<0.5	<0.5	<0.5	NA	<0.5	<0.5	<0.5
1,2-Dichloropropane	<0.5	NA	<0.5	NA	<0.5	<0.5	<0.5	<0.5	NA	<0.5	<0.5	<0.5
1,3,5-Trimethylbenzene	<0.5	NA	<0.5	NA	<0.5	<0.5	<0.5	<0.5	NA	<0.5	<0.5	<0.5
1,3-Dichlorobenzene	<0.5	NA	<0.5	NA	0.61	0.61	<0.5	<0.5	NA	<0.5	<0.5	<0.5
1,3-Dichloropropane	<0.5	NA	<0.5	NA	<0.5	<0.5	<0.5	<0.5	NA	<0.5	<0.5	<0.5
1,4-Dichlorobenzene	**0.68**	NA	**2.26**	NA	<0.5	<0.5	<0.5	<0.5	NA	<0.5	<0.5	**0.18 J**
2,2-Dichloropropane	<0.5	NA	<0.5	NA	<0.5	<0.5	<0.5	<0.5	NA	<0.5	<0.5	<0.5
2-Chlorotoluene	<0.5	NA	<0.5	NA	<0.5	<0.5	<0.5	<0.5	NA	<0.5	<0.5	<0.5
4-Chlorotoluene	<0.5	NA	<0.5	NA	<0.5	<0.5	<0.5	<0.5	NA	<0.5	<0.5	<0.5
Benzene	**0.14 J**	NA	<0.5	NA	<0.5	<0.5	<0.5	<0.5	NA	<0.5	<0.5	<0.5
Bromobenzene	<0.5	NA	<0.5	NA	<0.5	<0.5	<0.5	<0.5	NA	<0.5	<0.5	<0.5
Bromochloromethane	<0.5	NA	<0.5	NA	<0.5	<0.5	<0.5	<0.5	NA	<0.5	<0.5	<0.5
Bromodichloromethane	<0.5	NA	<0.5	NA	<0.5	<0.5	<0.5	<0.5	NA	<0.5	<0.5	<0.5
Bromoform	<0.5	NA	<0.5	NA	<0.5	<0.5	<0.5	<0.5	NA	<0.5	<0.5	<0.5
Bromomethane	<1.0	NA	<1.0	NA	<1.0	<1.0	<1.0	<1.0	NA	<1.0	<1.0	<1.0
Carbon tetrachloride	<0.5	NA	<0.5	NA	<0.5	<0.5	<0.5	<0.5	NA	<0.5	<0.5	<0.5
Chlorobenzene	**0.42 J**	NA	**1.3**	NA	**0.25 J**	**0.25 J**	<0.5	<0.5	NA	<0.5	<0.5	<0.5
Chloroethane	<1.0	NA	<1.0	NA	<1.0	<1.0	<1.0	<1.0	NA	<1.0	<1.0	<1.0
Chloroform	**0.19 J**	NA	**0.14 J**	NA	**0.17 J**	**0.17 J**	**0.14 J**	**0.32 J**	NA	**0.43 J**	**0.34 J**	<0.5
Chloromethane	<1.0	NA	<1.0	NA	<1.0	<1.0	<1.0	<1.0	NA	<1.0	<1.0	<1.0
cis-1,2-Dichloroethene	<0.5	NA	<0.5	NA	<0.5	<0.5	<0.5	<0.5	NA	<0.5	<0.5	<0.5
cis-1,3-Dichloropropene	<0.5	NA	<0.5	NA	<0.5	<0.5	<0.5	<0.5	NA	<0.5	<0.5	<0.5
Dibromochloromethane	<0.5	NA	<0.5	NA	<0.5	<0.5	<0.5	<0.5	NA	<0.5	<0.5	<0.5
Dibromomethane	<0.5	NA	<0.5	NA	<0.5	<0.5	<0.5	<0.5	NA	<0.5	<0.5	<0.5
Dichlorodifluoromethane	<1.0	NA	<1.0	NA	<1.0	<1.0	<1.0	<1.0	NA	<1.0	<1.0	<1.0
Ethylbenzene	**0.12 J**	NA	**0.16 J**	NA	<0.5	<0.5	<0.5	<0.5	NA	<0.5	<0.5	<0.5
Hexachlorobutadiene	<1.0	NA	<1.0	NA	<1.0	<1.0	<1.0	<1.0	NA	<1.0	<1.0	<1.0
Isopropylbenzene	<0.5	NA	<0.5	NA	<0.5	<0.5	<0.5	<0.5	NA	<0.5	<0.5	<0.5
Methyl tert-butyl ether	<0.5	NA	<0.5	NA	<0.5	<0.5	<0.5	<0.5	NA	<0.5	<0.5	<0.5
Methylene chloride	**1.27 J**	NA	**1.94 J**	NA	**9.73**	**9.73**	**11.7**	**12**	NA	**11.1**	**10.5**	**3.58**
n- Butylbenzene	<0.5	NA	<0.5	NA	<0.5	<0.5	<0.5	<0.5	NA	<0.5	<0.5	<0.5
n- Propylbenzene	<0.5	NA	<0.5	NA	<0.5	<0.5	<0.5	<0.5	NA	<0.5	<0.5	<0.5
Naphthalene	**0.36 J**	NA	**2.27**	NA	**0.88 J**	**0.88 J**	<1.0	<1.0	NA	<1.0	<1.0	**0.29 J**
p- Isopropyltoluene	<0.5	NA	<0.5	NA	<0.5	<0.5	<0.5	<0.5	NA	<0.5	<0.5	<0.5
sec- Butylbenzene	<0.5	NA	<0.5	NA	<0.5	<0.5	<0.5	<0.5	NA	<0.5	<0.5	<0.5
Styrene	**0.27 J**	NA	**0.36 J**	NA	**0.29 J**	**0.29 J**	<0.5	<0.5	NA	<0.5	<0.5	<0.5
tert- Butylbenzene	<0.5	NA	<0.5	NA	<0.5	<0.5	<0.5	<0.5	NA	<0.5	<0.5	<0.5
Tetrachloroethene	<0.5	NA	<0.5	NA	<0.5	<0.5	<0.5	<0.5	NA	<0.5	<0.5	<0.5
Toluene	**0.16 J**	NA	**0.27 J**	NA	<0.5	<0.5	**0.12 J**	**0.15 J**	NA	**0.16 J**	**0.14 J**	<0.5
trans-1,2-Dichloroethene	<0.5	NA	<0.5	NA	<0.5	<0.5	<0.5	<0.5	NA	<0.5	<0.5	<0.5
trans-1,3-Dichloropropene	<0.5	NA	<0.5	NA	<0.5	<0.5	<0.5	<0.5	NA	<0.5	<0.5	<0.5
Trichloroethene	<0.5	NA	<0.5	NA	<0.5	<0.5	<0.5	<0.5	NA	<0.5	<0.5	<0.5
Trichlorofluoromethane	<1.0	NA	<1.0	NA	<1.0	<1.0	<1.0	<1.0	NA	<1.0	<1.0	<1.0
Vinyl chloride	<1.0	NA	<1.0	NA	<1.0	<1.0	<1.0	<1.0	NA	<1.0	<1.0	<1.0
Xylenes (total)	**0.18 J**	NA	<1.0	NA	**0.17 J**	**0.17 J**	<1.0	<1.0	NA	<1.0	<1.0	<1.0

Notes:
J - Analyte detected below the PQL
NA - Not analyzed
MDL used for graphing purposes
Source: O'Brien & Gere Engineers, Inc.

O'BRIEN & GERE

Table 20b

Honeywell

Phase II Pre-Design Investigation
SCA Supernatant Treatability Testing

Effluent Elutriate Testing
SMU-6
Site 60098F
Data Summary

Parameter	Settling (hours)						
	0	1	2	3	4	8	24
Semi-volatile organic compounds (ug/L)							
1,2,4-Trichlorobenzene	<30	<20	<30	NA	<30	<30	<9
1,2-Dichlorobenzene	<30	<20	<30	NA	<30	<30	<9
1,3-Dichlorobenzene	<30	<20	<30	NA	<30	<30	<9
1,4-Dichlorobenzene	<30	<20	<30	NA	<30	<30	<9
2,4,5-Trichlorophenol	<30	<20	<30	NA	<30	<30	<9
2,4,6-Trichlorophenol	<30	<20	<30	NA	<30	<30	<9
2,4-Dichlorophenol	<30	<20	<30	NA	<30	<30	<9
2,4-Dimethylphenol	<30	<20	<30	NA	<30	<30	<9
2,4-Dinitrophenol	<50	<50	<50	NA	<50	<50	<20
2,4-Dinitotoluene	<30	<20	<30	NA	<30	<30	<9
2,6-Dinitotoluene	<30	<20	<30	NA	<30	<30	<9
2-Chloronaphthalene	<30	<20	<30	NA	<30	<30	<9
2-Chlorophenol	<30	<20	<30	NA	<30	<30	<9
2-Methylnaphthalene	<30	<20	<30	NA	<30	<30	<9
2-Methylphenol	<30	<20	<30	NA	<30	<30	<9
2-Nitroaniline	<50	<50	<50	NA	<50	<50	<20
2-Nitrophenol	<30	<20	<30	NA	<30	<30	<9
3,3'- Dichlorobenzidine	<50	<50	<50	NA	<50	<50	<20
3-Nitroaniline	<50	<50	<50	NA	<50	<50	<20
4,6-Dinitro-2-methylphenol	<50	<50	<50	NA	<50	<50	<20
4-Bromophenyl phenyl ether	<30	<20	<30	NA	<30	<30	<9
4-Chloro-3-methylphenol	<30	<20	<30	NA	<30	<30	<9
4-Chloroaniline	<30	<20	<30	NA	<30	<30	<9
4-Chlorophenyl phenyl ether	<30	<20	<30	NA	<30	<30	<9
4-Methylphenol	<30	<20	<30	NA	<30	<30	<9
4-Nitroaniline	<50	<50	<50	NA	<50	<50	<20
4-Nitrophenol	<30	<20	<30	NA	<30	<30	<9
Acenaphthene	<30	<20	<30	NA	<30	<30	<9
Acenaphthylene	<30	<20	<30	NA	<30	<30	<9
Anthracene	<30	<20	<30	NA	<30	<30	<9
Benzo[a]anthracene	<30	<20	<30	NA	<30	<30	<9
Benzo[a]pyrene	<30	<20	<30	NA	<30	<30	<9
Benzo[b]fluoranthene	<30	<20	<30	NA	<30	<30	<9
Benzo[g,h,i]perilene	<30	<20	<30	NA	<30	<30	<9
Benzo[k]fluoranthrene	<30	<20	<30	NA	<30	<30	<9
Benzoic acid	<100	<100	<100	NA	<100	<100	<40
Benzyl alcohol	<30	<20	<30	NA	<30	<30	<9
bis(2-Chloroethoxy)methane	<30	<20	<30	NA	<30	<30	<9
bis(2-Chloroethyl)ether	<30	<20	<30	NA	<30	<30	<9
bis(2-Chloroisopropyl)ether	<30	<20	<30	NA	<30	<30	<9
bis(2-Ethylhexal)phthalate	<30	<20	<30	NA	<30	<30	<9
Butyl benzyl phthalate	<30	<20	<30	NA	<30	<30	<9
Chrysene	<30	<20	<30	NA	<30	<30	<9
Di-n-butyl phthalate	<30	<20	<30	NA	<30	<30	<9
Di-n-octyl phthalate	<30	<20	<30	NA	<30	<30	<9
Dibenz[a,h]anthracene	<30	<20	<30	NA	<30	<30	<9
Dobenzofuran	<30	<20	<30	NA	<30	<30	<9
Diethyl phthalate	<30	<20	<30	NA	<30	<30	<9
Dimethyl phthalate	<30	<20	<30	NA	<30	<30	<9
Fluoranthene	<30	<20	<30	NA	<30	<30	<9
Fluorene	<30	<20	<30	NA	<30	<30	<9
Hexachlorobezene	<30	<20	<30	NA	<30	<30	<9
Hexachlorobutadiene	<30	<20	<30	NA	<30	<30	<9
Hexachlorocyclopentadiene	<50	<50	<50	NA	<50	<50	<20
Hexachloroethane	<30	<20	<30	NA	<30	<30	<9
Indeno[1,2,3-cd]pyrene	<30	<20	<30	NA	<30	<30	<9
Isophorone	<30	<20	<30	NA	<30	<30	<9
N-Nitroso-di--n-propylamine	<30	<20	<30	NA	<30	<30	<9
N-Nitrosodiphenylamine	<30	<20	<30	NA	<30	<30	<9
Naphthalene	<30	<20	<30	NA	<30	<30	<9
Nitrobenzene	<30	<20	<30	NA	<30	<30	<9
Pentachlorophenol	<50	<50	<50	NA	<50	<50	<20
Phenanthrene	<30	<20	<30	NA	<30	<30	<9
Phenol	<30	<20	<30	NA	<30	<30	<9
Pyrene	<30	<20	<30	NA	<30	<30	<9

Notes:
J - Analyte detected below the PQL
NA - Not analyzed
MDL used for graphing purposes
Source: O'Brien & Gere Engineers, Inc.

O'BRIEN & GERE

Table 20c

Honeywell

Phase II Pre-Design Investigation
SCA Supernatant Treatability Testing

Effluent Elutriate Testing
SMU-6
Site 60098F
Data Summary

Parameter	Settling (hours)						
	0	1	2	3	4	8	24
Polychlorinated biphenyls (ug/L)							
Aroclor 1016	<0.5	<0.6	<0.5	NA	<0.5	<0.7	<0.4
Aroclor 1221	<0.5	<0.6	<0.5	NA	<0.5	<0.7	<0.4
Aroclor 1232	<0.5	<0.6	<0.5	NA	<0.5	<0.7	<0.4
Aroclor 1242	<0.5	<0.6	<0.5	NA	<0.5	<0.7	<0.4
Aroclor 1248	<0.5	<0.6	<0.5	NA	<0.5	<0.7	<0.4
Aroclor 1254	<0.5	<0.6	<0.5	NA	<0.5	<0.7	<0.4
Aroclor 1260	<0.5	<0.6	<0.5	NA	<0.5	<0.7	<0.4
Mercury (ng/L)	<200	<200	<200	NA	<200	<200	<200
Total suspended solids (mg/L)	NA	NA	NA	NA	NA	NA	NA

Notes:
J - Analyte detected below the PQL
NA - Not analyzed
MDL used for graphing purposes
Source: O'Brien & Gere Engineers, Inc.

O'BRIEN & GERE

Table 21a

Honeywell

Phase II Pre-Design Investigation
SCA Supernatant Treatability Testing

Effluent Elutriate Testing
SMU-6
Site 60099
Data Summary

Parameter	Aeration (Minutes)					Settling (Hours)						
	0	15	30	45	60	0	1	2	3	4	8	24
Ammonia (mg/L)	**100**	**110**	**87**	**100**	**88**	**88**	NA	NA	NA	NA	NA	**76**
Volatile organic compounds (ug/L)												
1,1,1,2-Tetrachloroethane	<1.0	<1.0	<1.0	<1.0	<1.0	<1.0	<1.0	<1.0	NA	<1.0	NA	<1.0
1,1,1-Trichloroethane	<1.0	<1.0	<1.0	<1.0	<1.0	<1.0	<1.0	<1.0	NA	<1.0	NA	<1.0
1,1,2,2-Tetrachloroethane	<1.0	<1.0	<1.0	<1.0	<1.0	<1.0	<1.0	<1.0	NA	<1.0	NA	<1.0
1,1,2-Trichloroethane	<1.0	<1.0	<1.0	<1.0	<1.0	<1.0	<1.0	<1.0	NA	<1.0	NA	<1.0
1,1-Dichloroethane	<1.0	<1.0	<1.0	<1.0	<1.0	<1.0	<1.0	<1.0	NA	<1.0	NA	<1.0
1,1-Dichloroethene	<1.0	<1.0	<1.0	<1.0	<1.0	<1.0	<1.0	<1.0	NA	<1.0	NA	<1.0
1,1-Dichloropropene	<1.0	<1.0	<1.0	<1.0	<1.0	<1.0	<1.0	<1.0	NA	<1.0	NA	<1.0
1,2,3-Trichlorobenzene	<2.0	<2.0	<2.0	<2.0	<2.0	<2.0	<2.0	<2.0	NA	<2.0	NA	<2.0
1,2,3-Trichloropropane	<1.0	<1.0	<1.0	<1.0	<1.0	<1.0	<1.0	<1.0	NA	<1.0	NA	<1.0
1,2,4-Trichlorobenzene	**0.42 J**	**0.42 J**	**0.40 J**	**0.40 J**	**0.38 J**	**0.38 J**	**0.32 J**	**0.34 J**	NA	**0.34 J**	NA	<2.0
1,2,4-Trimethylbenzene	**9.6**	**9.02**	**8.1**	**7.48**	**6.78**	**6.78**	**6.32**	**5.98**	NA	**6.2**	NA	**2.54**
1,2-Dibromo-3-chloropropane	<2.0	<2.0	<2.0	<2.0	<2.0	<2.0	<2.0	<2.0	NA	<2.0	NA	<2.0
1,2-Dibromoethane	<1.0	<1.0	<1.0	<1.0	<1.0	<1.0	<1.0	<1.0	NA	<1.0	NA	<1.0
1,2-Dichlorobenzene	**3.18**	**3.02**	**2.7**	**2.52**	**2.28**	**2.28**	**2.1**	**2.04**	NA	**2.1**	NA	**0.92 J**
1,2-Dichloroethane	<1.0	<1.0	<1.0	<1.0	<1.0	<1.0	<1.0	<1.0	NA	<1.0	NA	<1.0
1,2-Dichloropropane	<1.0	<1.0	<1.0	<1.0	<1.0	<1.0	<1.0	<1.0	NA	<1.0	NA	<1.0
1,3,5-Trimethylbenzene	**4.98**	**4.98**	**4.4**	**4.04**	**3.74**	**3.74**	**3.48**	**3.28**	NA	**3.38**	NA	**1.46**
1,3-Dichlorobenzene	**1.58**	**1.48**	**1.3**	**1.16**	**1.1**	**1.1**	**0.98 J**	**0.96 J**	NA	**1.0**	NA	**0.48 J**
1,3-Dichloropropane	<1.0	<1.0	<1.0	<1.0	<1.0	<1.0	<1.0	<1.0	NA	<1.0	NA	<1.0
1,4-Dichlorobenzene	**9.12**	**8.64**	**7.5**	**6.94**	**6.42**	**6.42**	**6.04**	**5.64**	NA	**5.74**	NA	**2.72**
2,2-Dichloropropane	<1.0	<1.0	<1.0	<1.0	<1.0	<1.0	<1.0	<1.0	NA	<1.0	NA	<1.0
2-Chlorotoluene	**1.54**	**1.46**	**1.26**	**1.12**	**1.0**	**1.0**	**0.98 J**	**0.88 J**	NA	**0.90 J**	NA	**0.40 J**
4-Chlorotoluene	<1.0	<1.0	<1.0	<1.0	<1.0	<1.0	<1.0	<1.0	NA	<1.0	NA	<1.0
Benzene	**5.08**	**2.46**	**1.12**	**0.48 J**	**0.46 J**	**0.46 J**	**0.38 J**	**0.36 J**	NA	**0.38 J**	NA	<1.0
Bromobenzene	<1.0	<1.0	<1.0	<1.0	<1.0	<1.0	<1.0	<1.0	NA	<1.0	NA	<1.0
Bromochloromethane	<1.0	<1.0	<1.0	<1.0	<1.0	<1.0	<1.0	<1.0	NA	<1.0	NA	<1.0
Bromodichloromethane	<1.0	<1.0	<1.0	<1.0	<1.0	<1.0	<1.0	<1.0	NA	<1.0	NA	<1.0
Bromoform	<1.0	<1.0	<1.0	<1.0	<1.0	<1.0	<1.0	<1.0	NA	<1.0	NA	<1.0
Bromomethane	<2.0	<2.0	<2.0	<2.0	<2.0	<2.0	<2.0	<2.0	NA	<2.0	NA	<2.0
Carbon tetrachloride	<1.0	<1.0	<1.0	<1.0	<1.0	<1.0	<1.0	<1.0	NA	<1.0	NA	<1.0
Chlorobenzene	**24.9**	**19.3**	**13.4**	**9.24**	**7.56**	**7.56**	**7.2**	**6.58**	NA	**6.98**	NA	**1.94**
Chloroethane	<2.0	<2.0	<2.0	<2.0	<2.0	<2.0	<2.0	<2.0	NA	<2.0	NA	<2.0
Chloroform	**0.22 J**	<1.0	<1.0	<1.0	<1.0	<1.0	<1.0	<1.0	NA	<1.0	NA	<1.0
Chloromethane	<2.0	<2.0	<2.0	<2.0	<2.0	<2.0	<2.0	<2.0	NA	<2.0	NA	<2.0
cis-1,2-Dichloroethene	<1.0	<1.0	<1.0	<1.0	<1.0	<1.0	<1.0	<1.0	NA	<1.0	NA	<1.0
cis-1,3-Dichloropropene	<1.0	<1.0	<1.0	<1.0	<1.0	<1.0	<1.0	<1.0	NA	<1.0	NA	<1.0
Dibromochloromethane	<1.0	<1.0	<1.0	<1.0	<1.0	<1.0	<1.0	<1.0	NA	<1.0	NA	<1.0
Dibromomethane	<1.0	<1.0	<1.0	<1.0	<1.0	<1.0	<1.0	<1.0	NA	<1.0	NA	<1.0
Dichlorodifluoromethane	<2.0	<2.0	<2.0	<2.0	<2.0	<2.0	<2.0	<2.0	NA	<2.0	NA	<2.0
Ethylbenzene	**0.62 J**	**0.52 J**	**0.42 J**	**0.32 J**	**0.26 J**	**0.26 J**	**0.26 J**	**0.22 J**	NA	**0.24 J**	NA	<1.0
Hexachlorobutadiene	<2.0	<2.0	<2.0	<2.0	<2.0	<2.0	<2.0	<2.0	NA	<2.0	NA	<2.0
Isopropylbenzene	**1.76**	**1.64**	**1.44**	**1.26**	**1.16**	**1.16**	**1.08**	**1.04**	NA	**1.08**	NA	**0.48 J**
Methyl tert-butyl ether	<1.0	<1.0	<1.0	<1.0	<1.0	<1.0	<1.0	<1.0	NA	<1.0	NA	<1.0
Methylene chloride	**1.24 J**	**0.88 J**	**0.92 J**	**0.66 J**	**1.44 J**	**1.44 J**	**1.16 J**	**1.38 J**	NA	**0.98 J**	NA	**0.50 J**
n- Butylbenzene	**0.22 J**	**0.24 J**	**0.24 J**	**0.20 J**	**0.22 J**	**0.22 J**	<1.0	<1.0	NA	<1.0	NA	<1.0
n- Propylbenzene	**0.30 J**	**0.28 J**	**0.26 J**	**0.26 J**	**0.22 J**	**0.22 J**	**0.20 J**	<1.0	NA	**0.20 J**	NA	<1.0
Naphthalene	**67.8**	**66.7**	**62.9**	**62.8**	**60.9**	**60.9**	**58.7**	**55.3**	NA	**57**	NA	**5.24**
p- Isopropyltoluene	<1.0	<1.0	**0.98 J**	**0.92 J**	**0.88 J**	**0.88 J**	**0.78 J**	**0.78 J**	NA	**0.80 J**	NA	**0.34 J**
sec- Butylbenzene	**3.26**	**3.06**	**2.92**	**2.68**	**2.64**	**2.64**	**2.4**	**2.38**	NA	**2.5**	NA	**1.14**
Styrene	<1.0	<1.0	<1.0	<1.0	<1.0	<1.0	<1.0	<1.0	NA	<1.0	NA	<1.0
tert- Butylbenzene	**0.34 J**	**0.32 J**	**0.32 J**	**0.28 J**	**0.26 J**	**0.26 J**	**0.26 J**	**0.24 J**	NA	**0.26 J**	NA	<1.0
Tetrachloroethene	<1.0	<1.0	<1.0	<1.0	<1.0	<1.0	<1.0	<1.0	NA	<1.0	NA	<1.0
Toluene	**0.96 J**	**0.64 J**	**0.40 J**	**0.22 J**	<1.0	<1.0	<1.0	<1.0	NA	<1.0	NA	<1.0
trans-1,2-Dichloroethene	<1.0	<1.0	<1.0	<1.0	<1.0	<1.0	<1.0	<1.0	NA	<1.0	NA	<1.0
trans-1,3-Dichloropropene	<1.0	<1.0	<1.0	<1.0	<1.0	<1.0	<1.0	<1.0	NA	<1.0	NA	<1.0
Trichloroethene	<1.0	<1.0	<1.0	<1.0	<1.0	<1.0	<1.0	<1.0	NA	<1.0	NA	<1.0
Trichlorofluoromethane	<2.0	<2.0	<2.0	<2.0	<2.0	<2.0	<2.0	<2.0	NA	<2.0	NA	<2.0
Vinyl chloride	<2.0	<2.0	<2.0	<2.0	<2.0	<2.0	<2.0	<2.0	NA	<2.0	NA	<2.0
Xylenes (total)	**8.18**	**6.88**	**5.34**	**4.16**	**3.54**	**3.54**	**3.54**	**3.22**	NA	**3.3**	NA	**1.16 J**

Notes:
J - Analyte detected below the PQL
NA - Not analyzed
MDL used for graphing purposes
Source: O'Brien & Gere Engineers, Inc.

O'BRIEN & GERE

Table 21b

Honeywell

Phase II Pre-Design Investigation
SCA Supernatant Treatability Testing

Effluent Elutriate Testing
SMU-6
Site 60099
Data Summary

Parameter	Settling (hours)						
	0	1	2	3	4	8	24
Semi-volatile organic compounds (ug/L)							
1,2,4-Trichlorobenzene	<80	<20	<20	NA	<20	NA	<20
1,2-Dichlorobenzene	<80	<20	<20	NA	<20	NA	<20
1,3-Dichlorobenzene	<80	<20	<20	NA	<20	NA	<20
1,4-Dichlorobenzene	<80	<20	<20	NA	<20	NA	<20
2,4,5-Trichlorophenol	<80	<20	<20	NA	<20	NA	<20
2,4,6-Trichlorophenol	<80	<20	<20	NA	<20	NA	<20
2,4-Dichlorophenol	<80	<20	<20	NA	<20	NA	<20
2,4-Dimethylphenol	<80	<20	<20	NA	<20	NA	<20
2,4-Dinitrophenol	<200	<40	<20	NA	<50	NA	<50
2,4-Dinitotoluene	<80	<20	<20	NA	<20	NA	<20
2,6-Dinitotoluene	<80	<20	<20	NA	<20	NA	<20
2-Chloronaphthalene	<80	<20	<20	NA	<20	NA	<20
2-Chlorophenol	<80	<20	<20	NA	<20	NA	<20
2-Methylnaphthalene	<80	<20	<20	NA	<20	NA	<20
2-Methylphenol	<80	<20	<20	NA	<20	NA	<20
2-Nitroaniline	<200	<40	<50	NA	<50	NA	<50
2-Nitrophenol	<80	<20	<20	NA	<20	NA	<20
3,3'- Dichlorobenzidine	<200	<40	<50	NA	<50	NA	<50
3-Nitroaniline	<200	<40	<50	NA	<50	NA	<50
4,6-Dinitro-2-methylphenol	<200	<40	<50	NA	<50	NA	<50
4-Bromophenyl phenyl ether	<80	<20	<20	NA	<20	NA	<20
4-Chloro-3-methylphenol	<80	<20	<20	NA	<20	NA	<20
4-Chloroaniline	<80	<20	<20	NA	<20	NA	<20
4-Chlorophenyl phenyl ether	<80	<20	<20	NA	<20	NA	<20
4-Methylphenol	<80	<20	<20	NA	<20	NA	<20
4-Nitroaniline	<200	<40	<50	NA	<50	NA	<50
4-Nitrophenol	<80	<20	<20	NA	<20	NA	<20
Acenaphthene	<80	<20	<20	NA	<20	NA	<20
Acenaphthylene	<80	<20	<20	NA	<20	NA	<20
Anthracene	<80	<20	<20	NA	<20	NA	<20
Benzo[a]anthracene	<80	<20	<20	NA	<20	NA	<20
Benzo[a]pyrene	<80	<20	<20	NA	<20	NA	<20
Benzo[b]fluoranthene	<80	<20	<20	NA	<20	NA	<20
Benzo[g,h,i]perilene	<80	<20	<20	NA	<20	NA	<20
Benzo[k]fluoranthrene	<80	<20	<20	NA	<20	NA	<20
Benzoic acid	<300	<100	<100	NA	<100	NA	<100
Benzyl alcohol	<80	<20	<20	NA	<20	NA	<20
bis(2-Chloroethoxy)methane	<80	<20	<20	NA	<20	NA	<20
bis(2-Chloroethyl)ether	<80	<20	<20	NA	<20	NA	<20
bis(2-Chloroisopropyl)ether	<80	<20	<20	NA	<20	NA	<20
bis(2-Ethylhexal)phthalate	<80	<20	<20	NA	<20	NA	<20
Butyl benzyl phthalate	<80	<20	<20	NA	<20	NA	<20
Chrysene	<80	<20	<20	NA	<20	NA	<20
Di-n-butyl phthalate	<80	<20	<20	NA	<20	NA	<20
Di-n-octyl phthalate	<80	<20	<20	NA	<20	NA	<20
Dibenz[a,h]anthracene	<80	<20	<20	NA	<20	NA	<20
Dobenzofuran	<80	<20	<20	NA	<20	NA	<20
Diethyl phthalate	<80	<20	<20	NA	<20	NA	<20
Dimethyl phthalate	<80	<20	<20	NA	<20	NA	<20
Fluoranthene	**87**	<20	<20	NA	<20	NA	<20
Fluorene	<80	<20	<20	NA	<20	NA	<20
Hexachlorobezene	<80	<20	<20	NA	<20	NA	<20
Hexachlorobutadiene	<80	<20	<20	NA	<20	NA	<20
Hexachlorocyclopentadiene	<200	<40	<50	NA	<50	NA	<50
Hexachloroethane	<80	<20	<20	NA	<20	NA	<20
Indeno[1,2,3-cd]pyrene	<80	<20	<20	NA	<20	NA	<20
Isophorone	<80	<20	<20	NA	<20	NA	<20
N-Nitroso-di--n-propylamine	<80	<20	<20	NA	<20	NA	<20
N-Nitrosodiphenylamine	<80	<20	<20	NA	<20	NA	<20
Naphthalene	<80	<20	<20	NA	<20	NA	<20
Nitrobenzene	<80	<20	<20	NA	<20	NA	<20
Pentachlorophenol	<200	<40	<50	NA	<50	NA	<50
Phenanthrene	**140**	<20	<20	NA	<20	NA	<20
Phenol	<80	<20	<20	NA	<20	NA	<20
Pyrene	**100**	<20	<20	NA	<20	NA	<20

Notes:
J - Analyte detected below the PQL
NA - Not analyzed
MDL used for graphing purposes
Source: O'Brien & Gere Engineers, Inc.

O'BRIEN & GERE

Table 21c

Honeywell

Phase II Pre-Design Investigation
SCA Supernatant Treatability Testing

Effluent Elutriate Testing
SMU-6
Site 60099
Data Summary

Parameter	Settling (hours)						
	0	1	2	3	4	8	24
Polychlorinated biphenyls (ug/L)							
Aroclor 1016	<0.5	<0.5	<0.5	NA	<0.6	NA	<0.5
Aroclor 1221	<0.5	<0.5	<0.5	NA	<0.6	NA	<0.5
Aroclor 1232	<0.5	<0.5	<0.5	NA	<0.6	NA	<0.5
Aroclor 1242	<0.5	<0.5	<0.5	NA	<0.6	NA	<0.5
Aroclor 1248	<0.5	<0.5	<0.5	NA	<0.6	NA	<0.5
Aroclor 1254	<0.5	<0.5	<0.5	NA	<0.6	NA	<0.5
Aroclor 1260	<0.5	<0.5	<0.5	NA	<0.6	NA	<0.5
Mercury (ng/L)	**390000**	**890**	**320**	NA	**1600**	NA	**580**
Mercury (1631E) (ng/L)	NA	NA	NA	NA	NA	NA	**417**
Methyl Mercury (ng/L)	NA	NA	NA	NA	NA	NA	**1.51**
Total suspended solids (mg/L)	**79000**	**78**	**25**	NA	**160**	NA	**71**

Notes:

J - Analyte detected below the PQL

NA - Not analyzed

MDL used for graphing purposes

Source: O'Brien & Gere Engineers, Inc.

O'BRIEN & GERE

Table 22a

Honeywell

Phase II Pre-Design Investigation
SCA Supernatant Treatability Testing

Effluent Elutriate Testing
SMU-6
Site 60099F
Data Summary

Parameter	Aeration (Minutes)					Settling (Hours)						
	0	15	30	45	60	0	1	2	3	4	8	24
Ammonia (mg/L)	**81**	NA	**72**	NA	**81**	**81**	NA	NA	NA	NA	NA	**78**
Volatile organic compounds (ug/L)												
1,1,1,2-Tetrachloroethane	<0.5	NA	<0.5	NA	<0.5	<0.5	<1.0	<1.0	NA	<1.0	NA	<0.5
1,1,1-Trichloroethane	<0.5	NA	<0.5	NA	<0.5	<0.5	<1.0	<1.0	NA	<1.0	NA	<0.5
1,1,2,2-Tetrachloroethane	<0.5	NA	<0.5	NA	<0.5	<0.5	<1.0	<1.0	NA	<1.0	NA	<0.5
1,1,2-Trichloroethane	<0.5	NA	<0.5	NA	<0.5	<0.5	<1.0	<1.0	NA	<1.0	NA	<0.5
1,1-Dichloroethane	<0.5	NA	<0.5	NA	<0.5	<0.5	<1.0	<1.0	NA	<1.0	NA	<0.5
1,1-Dichloroethene	<0.5	NA	<0.5	NA	<0.5	<0.5	<1.0	<1.0	NA	<1.0	NA	<0.5
1,1-Dichloropropene	<0.5	NA	<0.5	NA	<0.5	<0.5	<1.0	<1.0	NA	<1.0	NA	<0.5
1,2,3-Trichlorobenzene	<1.0	NA	<1.0	NA	<1.0	<1.0	<2.0	<2.0	NA	<2.0	NA	<1.0
1,2,3-Trichloropropane	<0.5	NA	<0.5	NA	<0.5	<0.5	<1.0	<1.0	NA	<1.0	NA	<0.5
1,2,4-Trichlorobenzene	<1.0	NA	<1.0	NA	<1.0	<1.0	<2.0	<2.0	NA	<2.0	NA	<1.0
1,2,4-Trimethylbenzene	**2.94**	NA	**1.11**	NA	**1.83**	**1.83**	**1.74**	**2.64**	NA	**1.78**	NA	**1.66**
1,2-Dibromo-3-chloropropane	<1.0	NA	<1.0	NA	<1.0	<1.0	<2.0	<2.0	NA	<2.0	NA	<1.0
1,2-Dibromoethane	<0.5	NA	<0.5	NA	<0.5	<0.5	<1.0	<1.0	NA	<1.0	NA	<0.5
1,2-Dichlorobenzene	**0.9**	NA	**0.45 J**	NA	**0.53**	**0.53**	**0.60 J**	**0.94 J**	NA	**0.74 J**	NA	**0.51**
1,2-Dichloroethane	<0.5	NA	<0.5	NA	<0.5	<0.5	<1.0	<1.0	NA	<1.0	NA	<0.5
1,2-Dichloropropane	<0.5	NA	<0.5	NA	<0.5	<0.5	<1.0	<1.0	NA	<1.0	NA	<0.5
1,3,5-Trimethylbenzene	**1.71**	NA	**0.6**	NA	**1.0**	**1.0**	**1.06**	**1.8**	NA	**1.3**	NA	**1.03**
1,3-Dichlorobenzene	**0.32 J**	NA	**0.13 J**	NA	<0.5	<0.5	<1.0	**0.56 J**	NA	**0.38 J**	NA	**0.29 J**
1,3-Dichloropropane	<0.5	NA	<0.5	NA	<0.5	<0.5	<1.0	<1.0	NA	<1.0	NA	<0.5
1,4-Dichlorobenzene	**1.78**	NA	**0.81**	NA	**0.57**	**0.57**	**0.96 J**	**3.5**	NA	**2.48**	NA	**1.67**
2,2-Dichloropropane	<0.5	NA	<0.5	NA	<0.5	<0.5	<1.0	<1.0	NA	<1.0	NA	<0.5
2-Chlorotoluene	**0.46 J**	NA	<0.5	NA	**0.24 J**	**0.24 J**	<1.0	<1.0	NA	<1.0	NA	**0.21 J**
4-Chlorotoluene	<0.5	NA	<0.5	NA	<0.5	<0.5	<1.0	<1.0	NA	<1.0	NA	<0.5
Benzene	**1.22**	NA	**0.14 J**	NA	**0.13 J**	**0.13 J**	<1.0	<1.0	NA	<1.0	NA	<0.5
Bromobenzene	<0.5	NA	<0.5	NA	<0.5	<0.5	<1.0	<1.0	NA	<1.0	NA	<0.5
Bromochloromethane	<0.5	NA	<0.5	NA	<0.5	<0.5	<1.0	<1.0	NA	<1.0	NA	<0.5
Bromodichloromethane	<0.5	NA	**0.18 J**	NA	<0.5	<0.5	<1.0	<1.0	NA	<1.0	NA	<0.5
Bromoform	<0.5	NA	<0.5	NA	<0.5	<0.5	<1.0	<1.0	NA	<1.0	NA	<0.5
Bromomethane	<1.0	NA	<1.0	NA	<1.0	<1.0	<2.0	<2.0	NA	<2.0	NA	<1.0
Carbon tetrachloride	<0.5	NA	<0.5	NA	<0.5	<0.5	<1.0	<1.0	NA	<1.0	NA	<0.5
Chlorobenzene	**5.56**	NA	**1.55**	NA	**0.99**	**0.99**	**1.18**	**1.84**	NA	**1.38**	NA	**0.5**
Chloroethane	<1.0	NA	<1.0	NA	<1.0	<1.0	<2.0	<2.0	NA	<2.0	NA	<1.0
Chloroform	<0.5	NA	**0.32 J**	NA	<0.5	<0.5	<1.0	<1.0	NA	<1.0	NA	<0.5
Chloromethane	<1.0	NA	<1.0	NA	<1.0	<1.0	<2.0	<2.0	NA	<2.0	NA	<1.0
cis-1,2-Dichloroethene	<0.5	NA	<0.5	NA	<0.5	<0.5	<1.0	<1.0	NA	<1.0	NA	<0.5
cis-1,3-Dichloropropene	<0.5	NA	<0.5	NA	<0.5	<0.5	<1.0	<1.0	NA	<1.0	NA	<0.5
Dibromochloromethane	<0.5	NA	<0.5	NA	<0.5	<0.5	<1.0	<1.0	NA	<1.0	NA	<0.5
Dibromomethane	<0.5	NA	<0.5	NA	<0.5	<0.5	<1.0	<1.0	NA	<1.0	NA	<0.5
Dichlorodifluoromethane	<1.0	NA	<1.0	NA	<1.0	<1.0	<2.0	<2.0	NA	<2.0	NA	<1.0
Ethylbenzene	**0.19 J**	NA	**0.16 J**	NA	<0.5	<0.5	<1.0	<1.0	NA	<1.0	NA	<0.5
Hexachlorobutadiene	<1.0	NA	<1.0	NA	<1.0	<1.0	<2.0	<2.0	NA	<2.0	NA	<1.0
Isopropylbenzene	**0.61**	NA	**0.20 J**	NA	**0.29 J**	**0.29 J**	**0.34 J**	**0.56 J**	NA	**0.40 J**	NA	**0.32 J**
Methyl tert-butyl ether	<0.5	NA	<0.5	NA	<0.5	<0.5	<1.0	<1.0	NA	<1.0	NA	<0.5
Methylene chloride	**1.04 J**	NA	**0.35 J**	NA	**0.86 J**	**0.86 J**	**1.52 J**	**0.68 J**	NA	**0.62 J**	NA	**5.3**
n- Butylbenzene	**0.21 J**	NA	**0.18 J**	NA	**0.20 J**	**0.20 J**	<1.0	**0.40 J**	NA	<1.0	NA	**0.22 J**
n- Propylbenzene	<0.5	NA	<0.5	NA	<0.5	<0.5	<1.0	<1.0	NA	<1.0	NA	<0.5
Naphthalene	**11.4**	NA	**6.54**	NA	**17.2**	**17.2**	**17.1**	**1.06 J**	NA	**0.28 J**	NA	**0.73 J**
p- Isopropyltoluene	**0.33 J**	NA	**0.13 J**	NA	**0.18 J**	**0.18 J**	<1.0	**0.36 J**	NA	**0.28 J**	NA	**0.25 J**
sec- Butylbenzene	**1.17**	NA	**0.42 J**	NA	**0.59**	**0.59**	**0.78 J**	**1.22**	NA	**0.86 J**	NA	**0.74**
Styrene	<0.5	NA	<0.5	NA	<0.5	<0.5	<1.0	<1.0	NA	<1.0	NA	<0.5
tert- Butylbenzene	**0.15 J**	NA	<0.5	NA	<0.5	<0.5	<1.0	<1.0	NA	<1.0	NA	<0.5
Tetrachloroethene	<0.5	NA	<0.5	NA	<0.5	<0.5	<1.0	<1.0	NA	<1.0	NA	<0.5
Toluene	**0.31 J**	NA	**0.16 J**	NA	**0.16 J**	**0.16 J**	**0.30 J**	<1.0	NA	<1.0	NA	<0.5
trans-1,2-Dichloroethene	<0.5	NA	<0.5	NA	<0.5	<0.5	<1.0	<1.0	NA	<1.0	NA	<0.5
trans-1,3-Dichloropropene	<0.5	NA	<0.5	NA	<0.5	<0.5	<1.0	<1.0	NA	<1.0	NA	<0.5
Trichloroethene	<0.5	NA	<0.5	NA	<0.5	<0.5	<1.0	<1.0	NA	<1.0	NA	<0.5
Trichlorofluoromethane	<1.0	NA	<1.0	NA	<1.0	<1.0	<2.0	<2.0	NA	<2.0	NA	<1.0
Vinyl chloride	<1.0	NA	<1.0	NA	<1.0	<1.0	<2.0	<2.0	NA	<2.0	NA	<1.0
Xylenes (total)	**2.08**	NA	**0.71 J**	NA	**0.85 J**	**0.85 J**	**1.02 J**	**1.22 K**	NA	**0.86 J**	NA	**0.73 J**

Notes:
J - Analyte detected below the PQL
NA - Not analyzed
MDL used for graphing purposes
Source: O'Brien & Gere Engineers, Inc.

Table 22b

Honeywell
Phase II Pre-Design Investigation
SCA Supernatant Treatability Testing

Effluent Elutriated Testing
SMU-6
Site 60099F
Data Summary

Parameter	Settling (hours)						
	0	1	2	3	4	8	24
Semi-volatile organic compounds (ug/L)							
1,2,4-Trichlorobenzene	<30	<20	<30	NA	<30	NA	<20
1,2-Dichlorobenzene	<30	<20	<30	NA	<30	NA	<20
1,3-Dichlorobenzene	<30	<20	<30	NA	<30	NA	<20
1,4-Dichlorobenzene	<30	<20	<30	NA	<30	NA	<20
2,4,5-Trichlorophenol	<30	<20	<30	NA	<30	NA	<20
2,4,6-Trichlorophenol	<30	<20	<30	NA	<30	NA	<20
2,4-Dichlorophenol	<30	<20	<30	NA	<30	NA	<20
2,4-Dimethylphenol	<30	<20	<30	NA	<30	NA	<20
2,4-Dinitrophenol	<60	<40	<50	NA	<60	NA	<50
2,4-Dinitotoluene	<30	<20	<30	NA	<30	NA	<20
2,6-Dinitotoluene	<30	<20	<30	NA	<30	NA	<20
2-Chloronaphthalene	<30	<20	<30	NA	<30	NA	<20
2-Chlorophenol	<30	<20	<30	NA	<30	NA	<20
2-Methylnaphthalene	<30	<20	<30	NA	<30	NA	<20
2-Methylphenol	<30	<20	<30	NA	<30	NA	<20
2-Nitroaniline	<60	<40	<50	NA	<60	NA	<50
2-Nitrophenol	<30	<20	<30	NA	<30	NA	<20
3,3'- Dichlorobenzidine	<60	<40	<50	NA	<60	NA	<50
3-Nitroaniline	<60	<40	<50	NA	<60	NA	<50
4,6-Dinitro-2-methylphenol	<60	<40	<50	NA	<60	NA	<50
4-Bromophenyl phenyl ether	<30	<20	<30	NA	<30	NA	<20
4-Chloro-3-methylphenol	<30	<20	<30	NA	<30	NA	<20
4-Chloroaniline	<30	<20	<30	NA	<30	NA	<20
4-Chlorophenyl phenyl ether	<30	<20	<30	NA	<30	NA	<20
4-Methylphenol	<30	<20	<30	NA	<30	NA	<20
4-Nitroaniline	<60	<40	<50	NA	<60	NA	<50
4-Nitrophenol	<30	<20	<30	NA	<30	NA	<20
Acenaphthene	<30	<20	<30	NA	<30	NA	<20
Acenaphthylene	<30	<20	<30	NA	<30	NA	<20
Anthracene	<30	<20	<30	NA	<30	NA	<20
Benzo[a]anthracene	<30	<20	<30	NA	<30	NA	<20
Benzo[a]pyrene	<30	<20	<30	NA	<30	NA	<20
Benzo[b]fluoranthene	<30	<20	<30	NA	<30	NA	<20
Benzo[g,h,i]perilene	<30	<20	<30	NA	<30	NA	<20
Benzo[k]fluoranthrene	<30	<20	<30	NA	<30	NA	<20
Benzoic acid	<100	<100	<100	NA	<100	NA	<100
Benzyl alcohol	<30	<20	<30	NA	<30	NA	<20
bis(2-Chloroethoxy)methane	<30	<20	<30	NA	<30	NA	<20
bis(2-Chloroethyl)ether	<30	<20	<30	NA	<30	NA	<20
bis(2-Chloroisopropyl)ether	<30	<20	<30	NA	<30	NA	<20
bis(2-Ethylhexal)phthalate	<30	<20	<30	NA	<30	NA	<20
Butyl benzyl phthalate	<30	<20	<30	NA	<30	NA	<20
Chrysene	<30	<20	<30	NA	<30	NA	<20
Di-n-butyl phthalate	<30	<20	<30	NA	<30	NA	<20
Di-n-octyl phthalate	<30	<20	<30	NA	<30	NA	<20
Dibenz[a,h]anthracene	<30	<20	<30	NA	<30	NA	<20
Dobenzofuran	<30	<20	<30	NA	<30	NA	<20
Diethyl phthalate	<30	<20	<30	NA	<30	NA	<20
Dimethyl phthalate	<30	<20	<30	NA	<30	NA	<20
Fluoranthene	<30	<20	<30	NA	<30	NA	<20
Fluorene	<30	<20	<30	NA	<30	NA	<20
Hexachlorobezene	<60	<40	<50	NA	<60	NA	<50
Hexachlorobutadiene	<30	<20	<30	NA	<30	NA	<20
Hexachlorocyclopentadiene	<30	<20	<30	NA	<30	NA	<20
Hexachloroethane	<30	<20	<30	NA	<30	NA	<20
Indeno[1,2,3-cd]pyrene	<30	<20	<30	NA	<30	NA	<20
Isophorone	<30	<20	<30	NA	<30	NA	<20
N-Nitroso-di--n-propylamine	<30	<20	<30	NA	<30	NA	<20
N-Nitrosodiphenylamine	<30	<20	<30	NA	<30	NA	<20
Naphthalene	<30	<20	<30	NA	<30	NA	<20
Nitrobenzene	<30	<20	<30	NA	<30	NA	<20
Pentachlorophenol	<60	<40	<50	NA	<60	NA	<50
Phenanthrene	<30	<20	<30	NA	<30	NA	<20
Phenol	<30	<20	<30	NA	<30	NA	<20
Pyrene	<30	<20	<30	NA	<30	NA	<20

Notes:
J - Analyte detected below the PQL
NA - Not analyzed
MDL used for graphing purposes
Source: O'Brien & Gere Engineers, Inc.

O'BRIEN & GERE

Table 22c

Honeywell
Phase II Pre-Design Investigation
SCA Supernatant Treatability Testing

Effluent Elutriate Testing
SMU-6
Site 60099F
Data Summary

Parameter	Settling (hours)						
	0	1	2	3	4	8	24
Polychlorinated biphenyls (ug/L)							
Aroclor 1016	<1	<0.4	<0.5	NA	<0.5	NA	<0.6
Aroclor 1221	<1	<0.4	<0.5	NA	<0.5	NA	<0.6
Aroclor 1232	<1	<0.4	<0.5	NA	<0.5	NA	<0.6
Aroclor 1242	<1	<0.4	<0.5	NA	<0.5	NA	<0.6
Aroclor 1248	<1	<0.4	<0.5	NA	<0.5	NA	<0.6
Aroclor 1254	<1	<0.4	<0.5	NA	<0.5	NA	<0.6
Aroclor 1260	<1	<0.4	<0.5	NA	<0.5	NA	<0.6
Mercury (ng/L)	<200	<200	**48**	NA	<200	NA	<200
Total suspended solids (mg/L)	NA	NA	NA	NA	NA	NA	NA

Notes:
J - Analyte detected below the PQL
NA - Not analyzed
MDL used for graphing purposes
Source: O'Brien & Gere Engineers, Inc.

O'BRIEN & GERE

Table 23a

Honeywell

Phase II Pre-Design Investigation
SCA Supernatant Treatability Testing

Effluent Elutriate Testing
SMU -6
Site 60100
Data Summary

Parameter	Aeration (Minutes)					Settling (Hours)						
	0	15	30	45	60	0	1	2	3	4	8	24
Ammonia (mg/L)	**16**	**17**	**14**	**17**	**17**	**17**	NA	NA	NA	NA	NA	**13**
Volatile organic compounds (ug/L)												
1,1,1,2-Tetrachloroethane	< 1.00	< 1.00	< 1.00	< 1.00	< 1.00	< 1.00	< 1.00	< 1.00	N/A	< 1.00	N/A	< 1.00
1,1,1-Trichloroethane	< 1.00	< 1.00	< 1.00	< 1.00	< 1.00	< 1.00	< 1.00	< 1.00	N/A	< 1.00	N/A	< 1.00
1,1,2,2-Tetrachloroethane	< 1.00	< 1.00	< 1.00	< 1.00	< 1.00	< 1.00	< 1.00	< 1.00	N/A	< 1.00	N/A	< 1.00
1,1,2-Trichloroethane	< 1.00	< 1.00	< 1.00	< 1.00	< 1.00	< 1.00	< 1.00	< 1.00	N/A	< 1.00	N/A	< 1.00
1,1-Dichloroethane	< 1.00	< 1.00	< 1.00	< 1.00	< 1.00	< 1.00	< 1.00	< 1.00	N/A	< 1.00	N/A	< 1.00
1,1-Dichloroethene	< 1.00	< 1.00	< 1.00	< 1.00	< 1.00	< 1.00	< 1.00	< 1.00	N/A	< 1.00	N/A	< 1.00
1,1-Dichloropropene	< 1.00	< 1.00	< 1.00	< 1.00	< 1.00	< 1.00	< 1.00	< 1.00	N/A	< 1.00	N/A	< 1.00
1,2,3-Trichlorobenzene	< 2.00	< 2.00	< 2.00	< 2.00	< 2.00	< 2.00	< 2.00	< 2.00	N/A	< 2.00	N/A	< 2.00
1,2,3-Trichloropropane	< 1.00	< 1.00	< 1.00	< 1.00	< 1.00	< 1.00	< 1.00	< 1.00	N/A	< 1.00	N/A	< 1.00
1,2,4-Trichlorobenzene	< 2.00	< 2.00	< 2.00	< 2.00	< 2.00	< 2.00	< 2.00	< 2.00	N/A	< 2.00	N/A	< 2.00
1,2,4-Trimethylbenzene	**3.66**	2.62	**1.58**	**.88 J**	**.96 J**	**.96 J**	**.96 J**	**.90 J**	N/A	**.94 J**	N/A	**.40 J**
1,2-Dibromo-3-chloropropane	< 2.00	< 2.00	< 2.00	< 2.00	< 2.00	< 2.00	< 2.00	< 2.00	N/A	< 2.00	N/A	< 2.00
1,2-Dibromoethane	< 1.00	< 1.00	< 1.00	< 1.00	< 1.00	< 1.00	< 1.00	< 1.00	N/A	< 1.00	N/A	< 1.00
1,2-Dichlorobenzene	**.20 J**	< 1.00	< 1.00	< 1.00	< 1.00	< 1.00	< 1.00	< 1.00	N/A	< 1.00	N/A	< 1.00
1,2-Dichloroethane	< 1.00	< 1.00	< 1.00	< 1.00	< 1.00	< 1.00	< 1.00	< 1.00	N/A	< 1.00	N/A	< 1.00
1,2-Dichloropropane	< 1.00	< 1.00	< 1.00	< 1.00	< 1.00	< 1.00	< 1.00	< 1.00	N/A	< 1.00	N/A	< 1.00
1,3,5-Trimethylbenzene	**1.26**	.92 J	**.58 J**	**.32 J**	**.34 J**	**.34 J**	**.34 J**	**.34 J**	N/A	**.36 J**	N/A	< 1.00
1,3-Dichlorobenzene	< 1.00	< 1.00	< 1.00	< 1.00	< 1.00	< 1.00	< 1.00	< 1.00	N/A	< 1.00	N/A	< 1.00
1,3-Dichloropropane	< 1.00	< 1.00	< 1.00	< 1.00	< 1.00	< 1.00	< 1.00	< 1.00	N/A	< 1.00	N/A	< 1.00
1,4-Dichlorobenzene	**.34 J**	**.28 J**	< 1.00	< 1.00	< 1.00	< 1.00	< 1.00	< 1.00	N/A	< 1.00	N/A	< 1.00
2,2-Dichloropropane	< 1.00	< 1.00	< 1.00	< 1.00	< 1.00	< 1.00	< 1.00	< 1.00	N/A	< 1.00	N/A	< 1.00
2-Chlorotoluene	< 1.00	< 1.00	< 1.00	< 1.00	< 1.00	< 1.00	< 1.00	< 1.00	N/A	< 1.00	N/A	< 1.00
4-Chlorotoluene	< 1.00	< 1.00	< 1.00	< 1.00	< 1.00	< 1.00	< 1.00	< 1.00	N/A	< 1.00	N/A	< 1.00
Benzene	< 1.00	< 1.00	< 1.00	< 1.00	< 1.00	< 1.00	< 1.00	< 1.00	N/A	< 1.00	N/A	< 1.00
Bromobenzene	< 1.00	< 1.00	< 1.00	< 1.00	< 1.00	< 1.00	< 1.00	< 1.00	N/A	< 1.00	N/A	< 1.00
Bromochloromethane	< 1.00	< 1.00	< 1.00	< 1.00	< 1.00	< 1.00	< 1.00	< 1.00	N/A	< 1.00	N/A	< 1.00
Bromodichloromethane	< 1.00	< 1.00	< 1.00	< 1.00	< 1.00	< 1.00	< 1.00	< 1.00	N/A	< 1.00	N/A	< 1.00
Bromoform	< 1.00	< 1.00	< 1.00	< 1.00	< 1.00	< 1.00	< 1.00	< 1.00	N/A	< 1.00	N/A	< 1.00
Bromomethane	< 2.00	< 2.00	< 2.00	< 2.00	< 2.00	< 2.00	< 2.00	< 2.00	N/A	< 2.00	N/A	< 2.00
Carbon tetrachloride	< 1.00	< 1.00	< 1.00	< 1.00	< 1.00	< 1.00	< 1.00	< 1.00	N/A	< 1.00	N/A	< 1.00
Chlorobenzene	< 1.00	< 1.00	< 1.00	< 1.00	< 1.00	< 1.00	< 1.00	< 1.00	N/A	< 1.00	N/A	< 1.00
Chloroethane	< 2.00	< 2.00	< 2.00	< 2.00	< 2.00	< 2.00	< 2.00	< 2.00	N/A	< 2.00	N/A	< 2.00
Chloroform	< 1.00	< 1.00	< 1.00	< 1.00	< 1.00	< 1.00	< 1.00	< 1.00	N/A	< 1.00	N/A	< 1.00
Chloromethane	< 2.00	< 2.00	< 2.00	< 2.00	< 2.00	< 2.00	< 2.00	< 2.00	N/A	< 2.00	N/A	< 2.00
cis-1,2-Dichloroethene	< 1.00	< 1.00	< 1.00	< 1.00	< 1.00	< 1.00	< 1.00	< 1.00	N/A	< 1.00	N/A	< 1.00
cis-1,3-Dichloropropene	< 1.00	< 1.00	< 1.00	< 1.00	< 1.00	< 1.00	< 1.00	< 1.00	N/A	< 1.00	N/A	< 1.00
Dibromochloromethane	< 1.00	< 1.00	< 1.00	< 1.00	< 1.00	< 1.00	< 1.00	< 1.00	N/A	< 1.00	N/A	< 1.00
Dibromomethane	< 1.00	< 1.00	< 1.00	< 1.00	< 1.00	< 1.00	< 1.00	< 1.00	N/A	< 1.00	N/A	< 1.00
Dichlorodifluoromethane	< 2.00	< 2.00	< 2.00	< 2.00	< 2.00	< 2.00	< 2.00	< 2.00	N/A	< 2.00	N/A	< 2.00
Ethylbenzene	< 1.00	< 1.00	< 1.00	< 1.00	< 1.00	< 1.00	< 1.00	< 1.00	N/A	< 1.00	N/A	< 1.00
Hexachlorobutadiene	< 2.00	< 2.00	< 2.00	< 2.00	< 2.00	< 2.00	< 2.00	< 2.00	N/A	< 2.00	N/A	< 2.00
Isopropylbenzene	**.70 J**	**.42 J**	**.24 J**	< 1.00	< 1.00	< 1.00	< 1.00	< 1.00	N/A	< 1.00	N/A	< 1.00
Methyl tert-butyl ether	< 1.00	< 1.00	< 1.00	< 1.00	< 1.00	< 1.00	< 1.00	< 1.00	N/A	< 1.00	N/A	< 1.00
Methylene chloride	**1.10 J**	**.70 J**	**.86 J**	**.76 J**	**1.26 J**	**1.26 J**	**1.50 J**	**1.64 J**	N/A	**.88 J**	N/A	**.54 J**
n- Butylbenzene	**.22 J**	< 1.00	< 1.00	< 1.00	< 1.00	< 1.00	< 1.00	< 1.00	N/A	< 1.00	N/A	< 1.00
n- Propylbenzene	**.22 J**	< 1.00	< 1.00	< 1.00	< 1.00	< 1.00	< 1.00	< 1.00	N/A	< 1.00	N/A	< 1.00
Naphthalene	**15**	**13.6**	**11.9**	**9.54**	**10**	**10**	**10.1**	**9.64**	N/A	**9.96**	N/A	**2.96**
p- Isopropyltoluene	**.60 J**	**.48 J**	**.36 J**	**.26 J**	**.26 J**	**.26 J**	**.26 J**	**.24 J**	N/A	**.26 J**	N/A	**.26 J**
sec- Butylbenzene	**.32 J**	**.26 J**	< 1.00	< 1.00	< 1.00	< 1.00	< 1.00	< 1.00	N/A	< 1.00	N/A	< 1.00
Styrene	< 1.00	< 1.00	< 1.00	< 1.00	< 1.00	< 1.00	< 1.00	< 1.00	N/A	< 1.00	N/A	< 1.00
tert- Butylbenzene	< 1.00	< 1.00	< 1.00	< 1.00	< 1.00	< 1.00	< 1.00	< 1.00	N/A	< 1.00	N/A	< 1.00
Tetrachloroethene	< 1.00	< 1.00	< 1.00	< 1.00	< 1.00	< 1.00	< 1.00	< 1.00	N/A	< 1.00	N/A	< 1.00
Toluene	< 1.00	< 1.00	< 1.00	< 1.00	< 1.00	< 1.00	< 1.00	< 1.00	N/A	< 1.00	N/A	< 1.00
trans-1,2-Dichloroethene	< 1.00	< 1.00	< 1.00	< 1.00	< 1.00	< 1.00	< 1.00	< 1.00	N/A	< 1.00	N/A	< 1.00
trans-1,3-Dichloropropene	< 1.00	< 1.00	< 1.00	< 1.00	< 1.00	< 1.00	< 1.00	< 1.00	N/A	< 1.00	N/A	< 1.00
Trichloroethene	< 1.00	< 1.00	< 1.00	< 1.00	< 1.00	< 1.00	< 1.00	< 1.00	N/A	< 1.00	N/A	< 1.00
Trichlorofluoromethane	< 2.00	< 2.00	< 2.00	< 2.00	< 2.00	< 2.00	< 2.00	< 2.00	N/A	< 2.00	N/A	< 2.00
Vinyl chloride	< 2.00	< 2.00	< 2.00	< 2.00	< 2.00	< 2.00	< 2.00	< 2.00	N/A	< 2.00	N/A	< 2.00
Xylenes (total)	**1.04 J**	**.60 J**	< 2.00	< 2.00	< 2.00	< 2.00	< 2.00	< 2.00	N/A	< 2.00	N/A	< 2.00

Notes:
J - Analyte detected below the PQL
NA - Not analyzed
MDL used for graphing purposes
Source: O'Brien & Gere Engineers, Inc.

O'BRIEN & GERE

Table 23b

Honeywell

Phase II Pre-Design Investigation
SCA Supernatant Treatability Testing

Effluent Elutriate Testing
SMU-6
Site 60100
Data Summary

Parameter	Settling (hours)						
	0	1	2	3	4	8	24
Semi-volatile organic compounds (ug/L)							
1,2,4-Trichlorobenzene	< 100	< 30	< 30	N/A	< 20	N/A	N/A
1,2-Dichlorobenzene	< 100	< 30	< 30	N/A	< 20	N/A	N/A
1,3-Dichlorobenzene	< 100	< 30	< 30	N/A	< 20	N/A	N/A
1,4-Dichlorobenzene	< 100	< 30	< 30	N/A	< 20	N/A	N/A
2,4,5-Trichlorophenol	< 100	< 30	< 30	N/A	< 20	N/A	N/A
2,4,6-Trichlorophenol	< 100	< 30	< 30	N/A	< 20	N/A	N/A
2,4-Dichlorophenol	< 100	< 30	< 30	N/A	< 20	N/A	N/A
2,4-Dimethylphenol	< 100	< 30	< 30	N/A	< 20	N/A	N/A
2,4-Dinitrophenol	< 200	< 30	< 60	N/A	< 40	N/A	N/A
2,4-Dinitotoluene	< 100	< 30	< 30	N/A	< 20	N/A	N/A
2,6-Dinitotoluene	< 100	< 30	< 30	N/A	< 20	N/A	N/A
2-Chloronaphthalene	< 100	< 30	< 30	N/A	< 20	N/A	N/A
2-Chlorophenol	< 100	< 30	< 30	N/A	< 20	N/A	N/A
2-Methylnaphthalene	< 100	< 30	< 30	N/A	< 20	N/A	N/A
2-Methylphenol	< 100	< 30	< 30	N/A	< 20	N/A	N/A
2-Nitroaniline	< 200	< 60	< 60	N/A	< 40	N/A	N/A
2-Nitrophenol	< 100	< 30	< 30	N/A	< 20	N/A	N/A
3,3'- Dichlorobenzidine	< 200	< 30	< 30	N/A	< 40	N/A	N/A
3-Nitroaniline	< 200	< 60	< 60	N/A	< 40	N/A	N/A
4,6-Dinitro-2-methylphenol	< 200	< 60	< 60	N/A	< 40	N/A	N/A
4-Bromophenyl phenyl ether	< 100	< 30	< 30	N/A	< 20	N/A	N/A
4-Chloro-3-methylphenol	< 100	< 30	< 30	N/A	< 20	N/A	N/A
4-Chloroaniline	< 100	< 30	< 30	N/A	< 20	N/A	N/A
4-Chlorophenyl phenyl ether	< 100	< 30	< 30	N/A	< 20	N/A	N/A
4-Methylphenol	< 100	< 30	< 30	N/A	< 20	N/A	N/A
4-Nitroaniline	< 200	< 60	< 60	N/A	< 40	N/A	N/A
4-Nitrophenol	< 100	< 30	< 30	N/A	< 20	N/A	N/A
Acenaphthene	< 100	< 30	< 30	N/A	< 20	N/A	N/A
Acenaphthylene	< 100	< 30	< 30	N/A	< 20	N/A	N/A
Anthracene	150	< 30	< 30	N/A	< 20	N/A	N/A
Benzo[a]anthracene	140	< 30	< 30	N/A	< 20	N/A	N/A
Benzo[a]pyrene	< 100	< 30	< 30	N/A	< 20	N/A	N/A
Benzo[b]fluoranthene	< 100	< 30	< 30	N/A	< 20	N/A	N/A
Benzo[g,h,i]perilene	< 100	< 30	< 30	N/A	< 20	N/A	N/A
Benzo[k]fluoranthrene	< 100	< 30	< 30	N/A	< 20	N/A	N/A
Benzoic acid	< 100	< 100	< 100	N/A	< 100	N/A	N/A
Benzyl alcohol	< 100	< 30	< 30	N/A	< 20	N/A	N/A
bis(2-Chloroethoxy)methane	< 100	< 30	< 30	N/A	< 20	N/A	N/A
bis(2-Chloroethyl)ether	< 100	< 30	< 30	N/A	< 20	N/A	N/A
bis(2-Chloroisopropyl)ether	< 100	< 30	< 30	N/A	< 20	N/A	N/A
bis(2-Ethylhexal)phthalate	< 100	< 30	< 30	N/A	< 20	N/A	N/A
Butyl benzyl phthalate	< 100	< 30	< 30	N/A	< 20	N/A	N/A
Chrysene	140	< 30	< 30	N/A	< 20	N/A	N/A
Di-n-butyl phthalate	< 100	< 30	< 30	N/A	< 20	N/A	N/A
Di-n-octyl phthalate	< 100	< 30	< 30	N/A	< 20	N/A	N/A
Dibenz[a,h]anthracene	< 100	< 30	< 30	N/A	< 20	N/A	N/A
Dobenzofuran	< 100	< 30	< 30	N/A	< 20	N/A	N/A
Diethyl phthalate	< 100	< 30	< 30	N/A	< 20	N/A	N/A
Dimethyl phthalate	< 100	< 30	< 30	N/A	< 20	N/A	N/A
Fluoranthene	230	< 30	< 30	N/A	< 20	N/A	N/A
Fluorene	120	< 30	< 30	N/A	< 20	N/A	N/A
Hexachlorobezene	< 100	< 30	< 30	N/A	< 20	N/A	N/A
Hexachlorobutadiene	< 100	< 30	< 30	N/A	< 20	N/A	N/A
Hexachlorocyclopentadiene	< 200	< 60	< 60	N/A	< 40	N/A	N/A
Hexachloroethane	< 100	< 30	< 30	N/A	< 20	N/A	N/A
Indeno[1,2,3-cd]pyrene	< 100	< 30	< 30	N/A	< 20	N/A	N/A
Isophorone	< 100	< 30	< 30	N/A	< 20	N/A	N/A
N-Nitroso-di--n-propylamine	< 200	< 60	< 60	N/A	< 40	N/A	N/A
N-Nitrosodiphenylamine	< 100	< 30	< 30	N/A	< 20	N/A	N/A
Naphthalene	< 100	< 30	< 30	N/A	< 20	N/A	N/A
Nitrobenzene	< 100	< 30	< 30	N/A	< 20	N/A	N/A
Pentachlorophenol	380	< 30	< 30	N/A	< 20	N/A	N/A
Phenanthrene	< 100	< 30	< 30	N/A	< 20	N/A	N/A
Phenol	< 100	< 30	< 30	N/A	< 20	N/A	N/A
Pyrene	310	< 30	< 30	N/A	< 20	N/A	N/A

Notes:
J - Analyte detected below the PQL
NA - Not analyzed
MDL used for graphing purposes
Source: O'Brien & Gere Engineers, Inc.

O'BRIEN & GERE

Table 23c

Honeywell
Phase II Pre-Design Investigation
SCA Supernatant Treatability Testing

Effluent Elutriate Testing
SMU-6
Site 60100
Data Summary

Parameter	Settling (hours)						
	0	1	2	3	4	8	24
Polychlorinated biphenyls (ug/L)							
Aroclor 1016	< 0.5	< 0.5	< 0.5	N/A	< 0.6	N/A	< 0.5
Aroclor 1221	< 0.5	< 0.5	< 0.5	N/A	< 0.6	N/A	< 0.5
Aroclor 1232	< 0.5	< 0.5	< 0.5	N/A	< 0.6	N/A	< 0.5
Aroclor 1242	< 0.5	< 0.5	< 0.5	N/A	< 0.6	N/A	< 0.5
Aroclor 1248	< 0.5	< 0.5	< 0.5	N/A	< 0.6	N/A	< 0.5
Aroclor 1254	< 0.5	< 0.5	< 0.5	N/A	< 0.6	N/A	< 0.5
Aroclor 1260	< 0.5	< 0.5	< 0.5	N/A	< 0.6	N/A	< 0.5
Mercury (ng/L)	**24000**	**100 J**	**53 J**	N/A	**46 J**	N/A	**38 J**
Mercury (1631E) (ng/L)	NA	NA	NA	NA	NA	NA	**31.8**
Methyl Mercury (ng/L)	NA	NA	NA	NA	NA	NA	**0.06**
Total suspended solids (mg/L)	**40000**	**87**	**53**	N/A	**46**	N/A	**28**

Notes:
J - Analyte detected below the PQL
NA - Not analyzed
MDL used for graphing purposes
Source: O'Brien & Gere Engineers, Inc.

O'BRIEN & GERE

Table 24a

Honeywell

Phase II Pre-Design Investigation
SCA Supernatant Treatability Testing

Effluent Elutriate Testing
SMU-6
Site 60100F
Data Summary

Parameter	Aeration (Minutes)					Settling (Hours)						
	0	15	30	45	60	0	1	2	3	4	8	24
Ammonia (mg/L)	**12**	NA	**12**	NA	**13**	**13**	NA	NA	NA	NA	NA	**13**
Volatile organic compounds (ug/L)												
1,1,1,2-Tetrachloroethane	<0.5	NA	<0.5	NA	<0.5	<0.5	<1.0	<1.0	NA	<0.5	NA	<0.5
1,1,1-Trichloroethane	<0.5	NA	<0.5	NA	<0.5	<0.5	<1.0	<1.0	NA	<0.5	NA	<0.5
1,1,2,2-Tetrachloroethane	<0.5	NA	<0.5	NA	<0.5	<0.5	<1.0	<1.0	NA	<0.5	NA	<0.5
1,1,2-Trichloroethane	<0.5	NA	<0.5	NA	<0.5	<0.5	<1.0	<1.0	NA	<0.5	NA	<0.5
1,1-Dichloroethane	<0.5	NA	<0.5	NA	<0.5	<0.5	<1.0	<1.0	NA	<0.5	NA	<0.5
1,1-Dichloroethene	<0.5	NA	<0.5	NA	<0.5	<0.5	<1.0	<1.0	NA	<0.5	NA	<0.5
1,1-Dichloropropene	<0.5	NA	<0.5	NA	<0.5	<0.5	<1.0	<1.0	NA	<0.5	NA	<0.5
1,2,3-Trichlorobenzene	<1.0	NA	<1.0	NA	<1.0	<1.0	<2.0	<2.0	NA	<1.0	NA	<1.0
1,2,3-Trichloropropane	<0.5	NA	<0.5	NA	<0.5	<0.5	<1.0	<1.0	NA	<0.5	NA	<0.5
1,2,4-Trichlorobenzene	<1.0	NA	<1.0	NA	<1.0	<1.0	<2.0	<2.0	NA	<1.0	NA	<1.0
1,2,4-Trimethylbenzene	**0.74**	NA	**0.46 J**	NA	**0.76**	**0.76**	**0.60 J**	**0.60 J**	NA	**0.66**	NA	**0.26 J**
1,2-Dibromo-3-chloropropane	<1.0	NA	<1.0	NA	<1.0	<1.0	<2.0	<2.0	NA	<1.0	NA	<1.0
1,2-Dibromoethane	<0.5	NA	<0.5	NA	<0.5	<0.5	<1.0	<1.0	NA	<0.5	NA	<0.5
1,2-Dichlorobenzene	<0.5	NA	<0.5	NA	**1.04**	**1.04**	<1.0	<1.0	NA	<0.5	NA	<0.5
1,2-Dichloroethane	<0.5	NA	<0.5	NA	<0.5	<0.5	<1.0	<1.0	NA	<0.5	NA	<0.5
1,2-Dichloropropane	<0.5	NA	<0.5	NA	<0.5	<0.5	<1.0	<1.0	NA	<0.5	NA	<0.5
1,3,5-Trimethylbenzene	**0.23 J**	NA	**0.14 J**	NA	**0.26 J**	**0.26 J**	<1.0	<1.0	NA	**0.21 J**	NA	**0.10 J**
1,3-Dichlorobenzene	<0.5	NA	<0.5	NA	<0.5	<0.5	<1.0	<1.0	NA	<0.5	NA	<0.5
1,3-Dichloropropane	<0.5	NA	<0.5	NA	<0.5	<0.5	<1.0	<1.0	NA	<0.5	NA	<0.5
1,4-Dichlorobenzene	<0.5	NA	**0.11 J**	NA	**0.85**	**0.85**	<1.0	<1.0	NA	**0.13 J**	NA	<0.5
2,2-Dichloropropane	<0.5	NA	<0.5	NA	<0.5	<0.5	<1.0	<1.0	NA	<0.5	NA	<0.5
2-Chlorotoluene	<0.5	NA	<0.5	NA	<0.5	<0.5	<1.0	<1.0	NA	<0.5	NA	<0.5
4-Chlorotoluene	<0.5	NA	<0.5	NA	<0.5	<0.5	<1.0	<1.0	NA	<0.5	NA	<0.5
Benzene	<0.5	NA	<0.5	NA	<0.5	<0.5	<1.0	<1.0	NA	<0.5	NA	<0.5
Bromobenzene	<0.5	NA	<0.5	NA	<0.5	<0.5	<1.0	<1.0	NA	<0.5	NA	<0.5
Bromochloromethane	<0.5	NA	<0.5	NA	<0.5	<0.5	<1.0	<1.0	NA	<0.5	NA	<0.5
Bromodichloromethane	**0.15 J**	NA	<0.5	NA	**0.24 J**	**0.24 J**	<1.0	<1.0	NA	<0.5	NA	<0.5
Bromoform	<0.5	NA	<0.5	NA	<0.5	<0.5	<1.0	<1.0	NA	<0.5	NA	<0.5
Bromomethane	<1.0	NA	<1.0	NA	<1.0	<1.0	<2.0	<2.0	NA	<1.0	NA	<1.0
Carbon tetrachloride	<0.5	NA	<0.5	NA	<0.5	<0.5	<1.0	<1.0	NA	<0.5	NA	<0.5
Chlorobenzene	<0.5	NA	<0.5	NA	**0.22 J**	**0.22 J**	<1.0	<1.0	NA	<0.5	NA	<0.5
Chloroethane	<1.0	NA	<1.0	NA	<1.0	<1.0	<2.0	<2.0	NA	<1.0	NA	<1.0
Chloroform	**0.36 J**	NA	**0.24 J**	NA	**0.47 J**	**0.47 J**	<1.0	<1.0	NA	<0.5	NA	**0.26 J**
Chloromethane	<1.0	NA	<1.0	NA	<1.0	<1.0	<2.0	<2.0	NA	<1.0	NA	<1.0
cis-1,2-Dichloroethene	<0.5	NA	<0.5	NA	<0.5	<0.5	<1.0	<1.0	NA	<0.5	NA	<0.5
cis-1,3-Dichloropropene	<0.5	NA	<0.5	NA	<0.5	<0.5	<1.0	<1.0	NA	<0.5	NA	<0.5
Dibromochloromethane	**0.73**	NA	<0.5	NA	**0.74**	**0.74**	<1.0	<1.0	NA	<0.5	NA	<0.5
Dibromomethane	<0.5	NA	<0.5	NA	<0.5	<0.5	<1.0	<1.0	NA	<0.5	NA	<0.5
Dichlorodifluoromethane	<1.0	NA	<1.0	NA	<1.0	<1.0	<2.0	<2.0	NA	<1.0	NA	<1.0
Ethylbenzene	<0.5	NA	<0.5	NA	<0.5	<0.5	<1.0	<1.0	NA	<0.5	NA	<0.5
Hexachlorobutadiene	<1.0	NA	<1.0	NA	<1.0	<1.0	<2.0	<2.0	NA	<1.0	NA	<1.0
Isopropylbenzene	**0.13 J**	NA	<0.5	NA	<0.5	<0.5	<1.0	<1.0	NA	<0.5	NA	<0.5
Methyl tert-butyl ether	<0.5	NA	<0.5	NA	<0.5	<0.5	<1.0	<1.0	NA	<0.5	NA	<0.5
Methylene chloride	**0.71 J**	NA	**0.48 J**	NA	**0.55 J**	**0.55 J**	**1.40 J**	**0.78 J**	NA	**0.57 J**	NA	**5.36**
n- Butylbenzene	<0.5	NA	**0.20 J**	NA	**0.23 J**	**0.23 J**	<1.0	<1.0	NA	**0.22 J**	NA	<0.5
n- Propylbenzene	<0.5	NA	<0.5	NA	<0.5	<0.5	<1.0	<1.0	NA	<1.0	NA	<0.5
Naphthalene	**3.69**	NA	**3.7**	NA	**8.09**	**8.09**	**5.76**	**4.1**	NA	**5.44**	NA	**1.27**
p- Isopropyltoluene	**0.10 J**	NA	<0.5	NA	**0.19 J**	**0.19 J**	<1.0	<1.0	NA	**0.13 J**	NA	<0.5
sec- Butylbenzene	<0.5	NA	<0.5	NA	**0.11 J**	**0.11 J**	<1.0	<1.0	NA	<0.5	NA	<0.5
Styrene	<0.5	NA	<0.5	NA	<0.5	<0.5	<1.0	<1.0	NA	<0.5	NA	<0.5
tert- Butylbenzene	<0.5	NA	<0.5	NA	<0.5	<0.5	<1.0	<1.0	NA	<0.5	NA	<0.5
Tetrachloroethene	<0.5	NA	<0.5	NA	<0.5	<0.5	<1.0	<1.0	NA	<0.5	NA	<0.5
Toluene	<0.5	NA	<0.5	NA	<0.5	<0.5	<1.0	<1.0	NA	<0.5	NA	<0.5
trans-1,2-Dichloroethene	<0.5	NA	<0.5	NA	<0.5	<0.5	<1.0	<1.0	NA	<0.5	NA	<0.5
trans-1,3-Dichloropropene	<0.5	NA	<0.5	NA	<0.5	<0.5	<1.0	<1.0	NA	<0.5	NA	<0.5
Trichloroethene	<0.5	NA	<0.5	NA	<0.5	<0.5	<1.0	<1.0	NA	<0.5	NA	<0.5
Trichlorofluoromethane	<1.0	NA	<1.0	NA	<1.0	<1.0	<2.0	<2.0	NA	<1.0	NA	<1.0
Vinyl chloride	<1.0	NA	<1.0	NA	<1.0	<1.0	<2.0	<2.0	NA	<1.0	NA	<1.0
Xylenes (total)	**0.13 J**	NA	<1.0	NA	**0.13 J**	**0.13 J**	<2.0	<2.0	NA	<1.0	NA	<1.0

Notes:
J - Analyte detected below the PQL
NA - Not analyzed
MDL used for graphing purposes
Source: O'Brien & Gere Engineers, Inc.

O'BRIEN & GERE

Table 24b

Honeywell

Phase II Pre-Design Investigation
SCA Supernatant Treatability Testing

Effluent Elutriate Testing
SMU-6
Site 60100F
Data Summary

Parameter	Settling (hours)						
	0	1	2	3	4	8	24
Semi-volatile organic compounds (ug/L)							
1,2,4-Trichlorobenzene	<30	<30	<30	NA	<20	NA	<30
1,2-Dichlorobenzene	<30	<30	<30	NA	<20	NA	<30
1,3-Dichlorobenzene	<30	<30	<30	NA	<20	NA	<30
1,4-Dichlorobenzene	<30	<30	<30	NA	<20	NA	<30
2,4,5-Trichlorophenol	<30	<30	<30	NA	<20	NA	<30
2,4,6-Trichlorophenol	<30	<30	<30	NA	<20	NA	<30
2,4-Dichlorophenol	<30	<30	<30	NA	<20	NA	<30
2,4-Dimethylphenol	<30	<30	<30	NA	<20	NA	<30
2,4-Dinitrophenol	<60	<50	<60	NA	<50	NA	<60
2,4-Dinitotoluene	<30	<30	<30	NA	<20	NA	<30
2,6-Dinitotoluene	<30	<30	<30	NA	<20	NA	<30
2-Chloronaphthalene	<30	<30	<30	NA	<20	NA	<30
2-Chlorophenol	<30	<30	<30	NA	<20	NA	<30
2-Methylnaphthalene	<30	<30	<30	NA	<20	NA	<30
2-Methylphenol	<30	<30	<30	NA	<20	NA	<30
2-Nitroaniline	<60	<50	<60	NA	<50	NA	<60
2-Nitrophenol	<30	<30	<30	NA	<20	NA	<30
3,3'- Dichlorobenzidine	<60	<50	<60	NA	<50	NA	<60
3-Nitroaniline	<60	<50	<60	NA	<50	NA	<60
4,6-Dinitro-2-methylphenol	<60	<50	<60	NA	<50	NA	<60
4-Bromophenyl phenyl ether	<30	<30	<30	NA	<20	NA	<30
4-Chloro-3-methylphenol	<30	<30	<30	NA	<20	NA	<30
4-Chloroaniline	<30	<30	<30	NA	<20	NA	<30
4-Chlorophenyl phenyl ether	<30	<30	<30	NA	<20	NA	<30
4-Methylphenol	<30	<30	<30	NA	<20	NA	<30
4-Nitroaniline	<60	<50	<60	NA	<50	NA	<60
4-Nitrophenol	<30	<30	<30	NA	<20	NA	<30
Acenaphthene	<30	<30	<30	NA	<20	NA	<30
Acenaphthylene	<30	<30	<30	NA	<20	NA	<30
Anthracene	<30	<30	<30	NA	<20	NA	<30
Benzo[a]anthracene	<30	<30	<30	NA	<20	NA	<30
Benzo[a]pyrene	<30	<30	<30	NA	<20	NA	<30
Benzo[b]fluoranthene	<30	<30	<30	NA	<20	NA	<30
Benzo[g,h,i]perilene	<30	<30	<30	NA	<20	NA	<30
Benzo[k]fluoranthrene	<30	<30	<30	NA	<20	NA	<30
Benzoic acid	<100	<100	<100	NA	<100	NA	<100
Benzyl alcohol	<30	<30	<30	NA	<20	NA	<30
bis(2-Chloroethoxy)methane	<30	<30	<30	NA	<20	NA	<30
bis(2-Chloroethyl)ether	<30	<30	<30	NA	<20	NA	<30
bis(2-Chloroisopropyl)ether	<30	<30	<30	NA	<20	NA	<30
bis(2-Ethylhexal)phthalate	<30	<30	<30	NA	<20	NA	<30
Butyl benzyl phthalate	<30	<30	<30	NA	<20	NA	<30
Chrysene	<30	<30	<30	NA	<20	NA	<30
Di-n-butyl phthalate	<30	<30	<30	NA	<20	NA	<30
Di-n-octyl phthalate	<30	<30	<30	NA	<20	NA	<30
Dibenz[a,h]anthracene	<30	<30	<30	NA	<20	NA	<30
Dobenzofuran	<30	<30	<30	NA	<20	NA	<30
Diethyl phthalate	<30	<30	<30	NA	<20	NA	<30
Dimethyl phthalate	<30	<30	<30	NA	<20	NA	<30
Fluoranthene	<30	<30	<30	NA	<20	NA	<30
Fluorene	<30	<30	<30	NA	<20	NA	<30
Hexachlorobezene	<30	<30	<30	NA	<50	NA	<30
Hexachlorobutadiene	<30	<30	<30	NA	<20	NA	<30
Hexachlorocyclopentadiene	<60	<50	<60	NA	<20	NA	<60
Hexachloroethane	<30	<30	<30	NA	<20	NA	<30
Indeno[1,2,3-cd]pyrene	<30	<30	<30	NA	<20	NA	<30
Isophorone	<30	<30	<30	NA	<20	NA	<30
N-Nitroso-di--n-propylamine	<30	<30	<30	NA	<20	NA	<30
N-Nitrosodiphenylamine	<30	<30	<30	NA	<20	NA	<30
Naphthalene	<30	<30	<30	NA	<20	NA	<30
Nitrobenzene	<30	<30	<30	NA	<20	NA	<30
Pentachlorophenol	<60	<50	<60	NA	<50	NA	<60
Phenanthrene	<30	<30	<30	NA	<20	NA	<30
Phenol	<30	<30	<30	NA	<20	NA	<30
Pyrene	<30	<30	<30	NA	<20	NA	<30

Notes:
J - Analyte detected below the PQL
NA - Not analyzed
MDL used for graphing purposes
Source: O'Brien & Gere Engineers, Inc.

Table 24c

Honeywell

Phase II Pre-Design Investigation
SCA Supernatant Treatability Testing

Effluent Elutriate Testing
SMU-6
Site 60100F
Data Summary

Parameter	Settling (hours)						
	0	1	2	3	4	8	24
Polychlorinated biphenyls (ug/L)							
Aroclor 1016	<0.7	<0.5	<0.7	NA	<0.5	NA	<0.7
Aroclor 1221	<0.7	<0.5	<0.7	NA	<0.5	NA	<0.7
Aroclor 1232	<0.7	<0.5	<0.7	NA	<0.5	NA	<0.7
Aroclor 1242	<0.7	<0.5	<0.7	NA	<0.5	NA	<0.7
Aroclor 1248	<0.7	<0.5	<0.7	NA	<0.5	NA	<0.7
Aroclor 1254	<0.7	<0.5	<0.7	NA	<0.5	NA	<0.7
Aroclor 1260	<0.7	<0.5	<0.7	NA	<0.5	NA	<0.7
Mercury (ng/L)	<200	<200	<200	NA	<200	NA	<200
Total suspended solids (mg/L)	NA	NA	NA	NA	NA	NA	NA

Notes:
J - Analyte detected below the PQL
NA - Not analyzed
MDL used for graphing purposes
Source: O'Brien & Gere Engineers, Inc.

O'BRIEN & GERE

Table 25a

Honeywell

Phase II Pre-Design Investigation
SCA Supernatant Treatability Testing

Effluent Elutriate Testing
SMU - 7
Site 70048
Data Summary

Parameter	Aeration (Minutes)					Settling (Hours)						
	0	15	30	45	60	0	1	2	3	4	8	24
Ammonia (mg/L)	**82**	**13**	**12**	**12**	**12**	**12**	NA	NA	NA	NA	NA	**11**
Volatile organic compounds (ug/L)												
1,1,1,2-Tetrachloroethane	<5.0	<1.0	<1.0	<1.0	<1.0	<1.0	<1.0	<1.0	NA	<1.0	NA	<1.0
1,1,1-Trichloroethane	<5.0	<1.0	<1.0	<1.0	<1.0	<1.0	<1.0	<1.0	NA	<1.0	NA	<1.0
1,1,2,2-Tetrachloroethane	<5.0	<1.0	<1.0	<1.0	<1.0	<1.0	<1.0	<1.0	NA	<1.0	NA	<1.0
1,1,2-Trichloroethane	<5.0	<1.0	<1.0	<1.0	<1.0	<1.0	<1.0	<1.0	NA	<1.0	NA	<1.0
1,1-Dichloroethane	<5.0	<1.0	<1.0	<1.0	<1.0	<1.0	<1.0	<1.0	NA	<1.0	NA	<1.0
1,1-Dichloroethene	<5.0	<1.0	<1.0	<1.0	<1.0	<1.0	<1.0	<1.0	NA	<1.0	NA	<1.0
1,1-Dichloropropene	<5.0	<1.0	<1.0	<1.0	<1.0	<1.0	<1.0	<1.0	NA	<1.0	NA	<1.0
1,2,3-Trichlorobenzene	<10.0	<2.0	<2.0	<2.0	<2.0	<2.0	<2.0	<2.0	NA	<2.0	NA	<2.0
1,2,3-Trichloropropane	<5.0	<1.0	<1.0	<1.0	<1.0	<1.0	<1.0	<1.0	NA	<1.0	NA	<1.0
1,2,4-Trichlorobenzene	4.10 J	<2.0	<2.0	<2.0	<2.0	<2.0	<2.0	<2.0	NA	<2.0	NA	<2.0
1,2,4-Trimethylbenzene	**32.9**	4.82	**2.48**	**1.16**	**1.62**	**1.62**	**1.36**	**1.38**	NA	**1.42**	NA	**0.60 J**
1,2-Dibromo-3-chloropropane	<10.0	<2.0	<2.0	<2.0	<2.0	<2.0	<2.0	<2.0	NA	<2.0	NA	<2.0
1,2-Dibromoethane	<5.0	<1.0	<1.0	<1.0	<1.0	<1.0	<1.0	<1.0	NA	<1.0	NA	<1.0
1,2-Dichlorobenzene	**37.6**	**0.54 J**	**0.34 J**	**0.28 J**	**0.28 J**	**0.28 J**	**0.22 J**	**0.22 J**	NA	**0.22 J**	NA	<1.0
1,2-Dichloroethane	<5.0	<1.0	<1.0	<1.0	<1.0	<1.0	<1.0	<1.0	NA	<1.0	NA	<1.0
1,2-Dichloropropane	<5.0	<1.0	<1.0	<1.0	<1.0	<1.0	<1.0	<1.0	NA	<1.0	NA	<1.0
1,3,5-Trimethylbenzene	**22.4**	**1.1**	**0.54 J**	**0.44 J**	**0.40 J**	**0.40 J**	**0.32 J**	**0.36 J**	NA	**0.36 J**	NA	<1.0
1,3-Dichlorobenzene	**8.6**	**1.4**	**0.86 J**	**0.44 J**	**0.54 J**	**0.54 J**	**0.44 J**	**0.48 J**	NA	**0.50 J**	NA	**0.26 J**
1,3-Dichloropropane	<5.0	<1.0	<1.0	<1.0	<1.0	<1.0	<1.0	<1.0	NA	<1.0	NA	<1.0
1,4-Dichlorobenzene	**111**	**5.58**	**3.58**	**2.04**	**2.42**	**2.42**	**2.02**	**1.88**	NA	**2.14**	NA	**1.08**
2,2-Dichloropropane	<5.0	<1.0	<1.0	<1.0	<1.0	<1.0	<1.0	<1.0	NA	<1.0	NA	<1.0
2-Chlorotoluene	<5.0	**0.54 J**	**0.24 J**	<1.0	**0.20 J**	**0.20 J**	<1.0	<1.0	NA	<1.0	NA	<1.0
4-Chlorotoluene	<5.0	<1.0	<1.0	<1.0	<1.0	<1.0	<1.0	<1.0	NA	<1.0	NA	<1.0
Benzene	**37.1**	**0.34 J**	<1.0	<1.0	**0.26 J**	**0.26 J**	**0.26 J**	**0.22 J**	NA	**0.24 J**	NA	<1.0
Bromobenzene	<5.0	<1.0	<1.0	<1.0	<1.0	<1.0	<1.0	<1.0	NA	<1.0	NA	<1.0
Bromochloromethane	<5.0	<1.0	<1.0	<1.0	<1.0	<1.0	<1.0	<1.0	NA	<1.0	NA	<1.0
Bromodichloromethane	<5.0	<1.0	<1.0	<1.0	<1.0	<1.0	<1.0	<1.0	NA	<1.0	NA	<1.0
Bromoform	<5.0	<1.0	<1.0	<1.0	<1.0	<1.0	<1.0	<1.0	NA	<1.0	NA	<1.0
Bromomethane	<10.0	<2.0	<2.0	<2.0	<2.0	<2.0	<2.0	<2.0	NA	<2.0	NA	<2.0
Carbon tetrachloride	<5.0	<1.0	<1.0	<1.0	<1.0	<1.0	<1.0	<1.0	NA	<1.0	NA	<1.0
Chlorobenzene	**172**	**12.3**	**4.74**	**2.42**	**5.9**	**5.9**	**5.26**	**4.72**	NA	**5.26**	NA	**1.78**
Chloroethane	<10.0	<2.0	<2.0	<2.0	<2.0	<2.0	<2.0	<2.0	NA	<2.0	NA	<2.0
Chloroform	<5.0	<1.0	<1.0	<1.0	<1.0	<1.0	<1.0	<1.0	NA	<1.0	NA	<1.0
Chloromethane	<10.0	<2.0	<2.0	<2.0	<2.0	<2.0	<2.0	<2.0	NA	<2.0	NA	<2.0
cis-1,2-Dichloroethene	<5.0	<1.0	<1.0	<1.0	<1.0	<1.0	<1.0	<1.0	NA	<1.0	NA	<1.0
cis-1,3-Dichloropropene	<5.0	<1.0	<1.0	<1.0	<1.0	<1.0	<1.0	<1.0	NA	<1.0	NA	<1.0
Dibromochloromethane	<5.0	<1.0	<1.0	<1.0	<1.0	<1.0	<1.0	<1.0	NA	<1.0	NA	<1.0
Dibromomethane	<5.0	<1.0	<1.0	<1.0	<1.0	<1.0	<1.0	<1.0	NA	<1.0	NA	<1.0
Dichlorodifluoromethane	<10.0	<2.0	<2.0	<2.0	<2.0	<2.0	<2.0	<2.0	NA	<2.0	NA	<2.0
Ethylbenzene	**18.5**	**0.38 J**	<1.0	<1.0	**0.24 J**	**0.24 J**	**0.22 J**	<1.0	NA	**0.22 J**	NA	<1.0
Hexachlorobutadiene	<10.0	<2.0	<2.0	<2.0	<2.0	<2.0	<2.0	<2.0	NA	<2.0	NA	<2.0
Isopropylbenzene	10.1	**1.24**	**0.48 J**	**0.24 J**	**0.52 J**	**0.52 J**	**0.44 J**	**0.44 J**	NA	**0.46 J**	NA	**0.22 J**
Methyl tert-butyl ether	<5.0	<1.0	<1.0	<1.0	<1.0	<1.0	<1.0	<1.0	NA	<1.0	NA	<1.0
Methylene chloride	<20.0	**0.38 J**	**0.36 J**	**0.56 J**	**0.96 J**	**0.96 J**	**1.3 J**	**1.56 J**	NA	**0.62 J**	NA	**0.54 J**
n- Butylbenzene	<5.0	**0.52 J**	**0.48 J**	**0.42 J**	**0.44 J**	**0.44 J**	**0.4 J**	**0.4 J**	NA	**0.4 J**	NA	<1.0
n- Propylbenzene	**1.2 J**	<1.0	<1.0	<1.0	<1.0	<1.0	<1.0	<1.0	NA	<1.0	NA	<1.0
Naphthalene	**392**	**44**	**40.9**	**33.4**	**33.3**	**33.3**	**29.0**	**27.2**	NA	**30**	NA	**2.92**
p- Isopropyltoluene	**320 J**	**0.78 J**	**0.52 J**	**0.32 J**	**0.30 J**	**0.30 J**	**0.24 J**	**0.24 J**	NA	**0.26 J**	NA	<1.0
sec- Butylbenzene	**21.3**	**7.02**	**4.52**	**2.54**	**2.64**	**2.64**	**2.0**	**2.1**	NA	**2.18**	NA	**1.0**
Styrene	<5.0	<1.0	<1.0	<1.0	<1.0	<1.0	<1.0	<1.0	NA	<1.0	NA	<1.0
tert- Butylbenzene	**2.2 J**	**0.56 J**	**0.3 J**	<1.0	<1.0	<1.0	<1.0	<1.0	NA	<1.0	NA	<1.0
Tetrachloroethene	<5.0	<1.0	<1.0	<1.0	<1.0	<1.0	<1.0	<1.0	NA	<1.0	NA	<1.0
Toluene	**28.5**	<1.0	<1.0	<1.0	<1.0	<1.0	<1.0	<1.0	NA	<1.0	NA	<1.0
trans-1,2-Dichloroethene	<5.0	<1.0	<1.0	<1.0	<1.0	<1.0	<1.0	<1.0	NA	<1.0	NA	<1.0
trans-1,3-Dichloropropene	<5.0	<1.0	<1.0	<1.0	<1.0	<1.0	<1.0	<1.0	NA	<1.0	NA	<1.0
Trichloroethene	<5.0	<1.0	<1.0	<1.0	<1.0	<1.0	<1.0	<1.0	NA	<1.0	NA	<1.0
Trichlorofluoromethane	<10.0	<2.0	<2.0	<2.0	<2.0	<2.0	<2.0	<2.0	NA	<2.0	NA	<2.0
Xylenes (total)	**122**	**2.44**	**0.80 J**	**0.44 J**	**1.18 J**	**1.18 J**	**1.04 J**	**1.00 J**	NA	**1.10 J**	NA	**0.52 J**

Notes:
J - Analyte detected below the PQL
NA - Not analyzed
MDL used for graphing purposes
Source: O'Brien & Gere Engineers, Inc.

O'BRIEN & GERE

Table 25B

Honeywell

Phase II Pre-Design Investigation
SCA Supernatant Treatability Testing

Effluent Elutriate Testing
SMU - 7
Site 70048
Data Summary

Parameter	Settling (hours)						
	0	1	2	3	4	8	24
Semi-volatile organic compounds (ug/L)							
1,2,4-Trichlorobenzene	<100	<30	<30	NA	<30	NA	<20
1,2-Dichlorobenzene	<100	<30	<30	NA	<30	NA	<20
1,3-Dichlorobenzene	<100	<30	<30	NA	<30	NA	<20
1,4-Dichlorobenzene	<100	<30	<30	NA	<30	NA	<20
2,4,5-Trichlorophenol	<100	<30	<30	NA	<30	NA	<20
2,4,6-Trichlorophenol	<100	<30	<30	NA	<30	NA	<20
2,4-Dichlorophenol	<100	<30	<30	NA	<30	NA	<20
2,4-Dimethylphenol	<100	<30	<30	NA	<30	NA	<20
2,4-Dinitrophenol	<200	<50	<60	NA	<50	NA	<40
2,4-Dinitotoluene	<100	<30	<30	NA	<30	NA	<20
2,6-Dinitotoluene	<100	<30	<30	NA	<30	NA	<20
2-Chloronaphthalene	<100	<30	<30	NA	<30	NA	<20
2-Chlorophenol	<100	<30	<30	NA	<30	NA	<20
2-Methylnaphthalene	<100	<30	<30	NA	<30	NA	<20
2-Methylphenol	<100	<30	<30	NA	<30	NA	<20
2-Nitroaniline	<200	<50	<60	NA	<50	NA	<40
2-Nitrophenol	<100	<30	<30	NA	<30	NA	<20
3,3'- Dichlorobenzidine	<200	<50	<60	NA	<50	NA	<40
3-Nitroaniline	<200	<50	<60	NA	<50	NA	<40
4,6-Dinitro-2-methylphenol	<200	<50	<50	NA	<50	NA	<40
4-Bromophenyl phenyl ether	<100	<30	<60	NA	<30	NA	<20
4-Chloro-3-methylphenol	<100	<30	<30	NA	<30	NA	<20
4-Chloroaniline	<100	<30	<30	NA	<30	NA	<20
4-Chlorophenyl phenyl ether	<100	<30	<30	NA	<30	NA	<20
4-Methylphenol	<100	<30	<30	NA	<30	NA	<20
4-Nitroaniline	<200	<50	<60	NA	<50	NA	<40
4-Nitrophenol	<100	<30	<30	NA	<30	NA	<20
Acenaphthene	<100	<30	<30	NA	<30	NA	<20
Acenaphthylene	<100	<30	<30	NA	<30	NA	<20
Anthracene	<100	<30	<30	NA	<30	NA	<20
Benzo[a]anthracene	<100	<30	<30	NA	<30	NA	<20
Benzo[a]pyrene	<100	<30	<30	NA	<30	NA	<20
Benzo[b]fluoranthene	<100	<30	<30	NA	<30	NA	<20
Benzo[g,h,i]perilene	<100	<30	<30	NA	<30	NA	<20
Benzo[k]fluoranthrene	<100	<30	<30	NA	<30	NA	<20
Benzoic acid	<400	<100	<100	NA	<100	NA	<100
Benzyl alcohol	<100	<30	<30	NA	<30	NA	<20
bis(2-Chloroethoxy)methane	<100	<30	<30	NA	<30	NA	<20
bis(2-Chloroethyl)ether	<100	<30	<30	NA	<30	NA	<20
bis(2-Chloroisopropyl)ether	<100	<30	<30	NA	<30	NA	<20
bis(2-Ethylhexal)phthalate	<100	<30	<30	NA	<30	NA	<20
Butyl benzyl phthalate	<100	<30	<30	NA	<30	NA	<20
Chrysene	<100	<30	<30	NA	<30	NA	<20
Di-n-butyl phthalate	<100	<30	<30	NA	<30	NA	<20
Di-n-octyl phthalate	<100	<30	<30	NA	<30	NA	<20
Dibenz[a,h]anthracene	<100	<30	<30	NA	<30	NA	<20
Dobenzofuran	<100	<30	<30	NA	<30	NA	<20
Diethyl phthalate	<100	<30	<30	NA	<30	NA	<20
Dimethyl phthalate	<100	<30	<30	NA	<30	NA	<20
Fluoranthene	**160**	<30	<30	NA	<30	NA	<20
Fluorene	<100	<30	<30	NA	<30	NA	<20
Hexachlorobezene	<100	<30	<30	NA	<30	NA	<20
Hexachlorobutadiene	<200	<50	<60	NA	<50	NA	<40
Hexachlorocyclopentadiene	<100	<30	<30	NA	<30	NA	<20
Hexachloroethane	<100	<30	<30	NA	<30	NA	<20
Indeno[1,2,3-cd]pyrene	<100	<30	<30	NA	<30	NA	<20
Isophorone	<100	<30	<30	NA	<30	NA	<20
N-Nitroso-di--n-propylamine	<100	<30	<30	NA	<30	NA	<20
N-Nitrosodiphenylamine	<100	<30	<30	NA	<30	NA	<20
Naphthalene	<100	<30	<30	NA	<30	NA	<20
Nitrobenzene	<100	<30	<30	NA	<30	NA	<20
Pentachlorophenol	<200	<50	<60	NA	<50	NA	<40
Phenanthrene	**180**	<30	<30	NA	<30	NA	<20
Phenol	<100	<30	<30	NA	<30	NA	<20
Pyrene	**150**	<30	<30	NA	<30	NA	<20

Notes:
J - Analyte detected below the PQL
NA - Not analyzed
MDL used for graphing purposes
Source: O'Brien & Gere Engineers, Inc.

Table 25C

Honeywell

Phase II Pre-Design Investigation
SCA Supernatant Treatability Testing

Effluent Elutriate Testing
SMU - 7
Site 70048
Data Summary

Parameter	Settling (hours)						
	0	1	2	3	4	8	24
Polychlorinated biphenyls (ug/L)							
Aroclor 1016	<0.5	<0.4	<0.7	NA	<0.5	NA	<0.5
Aroclor 1221	<0.5	<0.4	<0.7	NA	<0.5	NA	<0.5
Aroclor 1232	<0.5	<0.4	<0.7	NA	<0.5	NA	<0.5
Aroclor 1242	<0.5	<0.4	<0.7	NA	<0.5	NA	<0.5
Aroclor 1248	<0.5	<0.4	<0.7	NA	<0.5	NA	<0.5
Aroclor 1254	<0.5	<0.4	<0.7	NA	<0.5	NA	<0.5
Aroclor 1260	<0.5	<0.4	<0.7	NA	<0.5	NA	<0.5
Mercury (ng/L)	**12000**	**1900**	**860**	NA	**1000**	NA	**410**
Mercury (1631E) (ng/L)	NA	NA	NA	NA	NA	NA	**466**
Methyl Mercury	NA	NA	NA	NA	NA	NA	**1.57**
Total suspended solids (mg/L)	**28000**	**200**	**84**	NA	**120**	NA	**40**

Notes:
J - Analyte detected below the PQL
NA - Not analyzed
MDL used for graphing purposes
Source: O'Brien & Gere Engineers, Inc.

O'BRIEN & GERE

Table 26a

Honeywell

Phase II Pre-Design Investigation
SCA Supernatant Treatability Testing

Effluent Elutriate Testing
SMU - 7
Site 70048F
Data Summary

Parameter	Aeration (Minutes)					Settling (Hours)						
	0	15	30	45	60	0	1	2	3	4	8	24
Ammonia (mg/L)	**62**	NA	**63**	NA	**11**	**11**	NA	NA	NA	NA	NA	**11**
Volatile organic compounds (ug/L)												
1,1,1,2-Tetrachloroethane	<0.5	NA	<0.5	NA	<0.5	<0.5	<1.0	<1.0	NA	<1.0	NA	<1.0
1,1,1-Trichloroethane	<0.5	NA	<0.5	NA	<0.5	<0.5	<1.0	<1.0	NA	<1.0	NA	<1.0
1,1,2,2-Tetrachloroethane	<0.5	NA	<0.5	NA	<0.5	<0.5	<1.0	<1.0	NA	<1.0	NA	<1.0
1,1,2-Trichloroethane	<0.5	NA	<0.5	NA	<0.5	<0.5	<1.0	<1.0	NA	<1.0	NA	<1.0
1,1-Dichloroethane	<0.5	NA	<0.5	NA	<0.5	<0.5	<1.0	<1.0	NA	<1.0	NA	<1.0
1,1-Dichloroethene	<0.5	NA	<0.5	NA	<0.5	<0.5	<1.0	<1.0	NA	<1.0	NA	<1.0
1,1-Dichloropropene	<0.5	NA	<0.5	NA	<0.5	<0.5	<1.0	<1.0	NA	<1.0	NA	<1.0
1,2,3-Trichlorobenzene	<1.0	NA	<1.0	NA	<1.0	<1.0	<2.0	<2.0	NA	<2.0	NA	<2.0
1,2,3-Trichloropropane	<0.5	NA	<0.5	NA	<0.5	<0.5	<1.0	<1.0	NA	<1.0	NA	<1.0
1,2,4-Trichlorobenzene	**0.26 J**	NA	**0.18 J**	NA	<1.0	<1.0	<2.0	<2.0	NA	<2.0	NA	<2.0
1,2,4-Trimethylbenzene	**3.79**	NA	**2.22**	NA	**0.69**	**0.69**	**1.04**	**0.86 J**	NA	**0.80 J**	NA	**0.34 J**
1,2-Dibromo-3-chloropropane	<1.0	NA	<1.0	NA	<1.0	<1.0	<2.0	<2.0	NA	<2.0	NA	<2.0
1,2-Dibromoethane	<0.5	NA	<0.5	NA	<0.5	<0.5	<1.0	<1.0	NA	<1.0	NA	<1.0
1,2-Dichlorobenzene	**4.09**	NA	**2.64**	NA	**1.57**	**1.57**	**0.36 J**	<1.0	NA	<1.0	NA	<1.0
1,2-Dichloroethane	<0.5	NA	<0.5	NA	<0.5	<0.5	<1.0	<1.0	NA	<1.0	NA	<1.0
1,2-Dichloropropane	<0.5	NA	<0.5	NA	<0.5	<0.5	<1.0	<1.0	NA	<1.0	NA	<1.0
1,3,5-Trimethylbenzene	**2.9**	NA	**1.53**	NA	**0.19 J**	**0.19 J**	**0.30 J**	**0.24 J**	NA	**0.22 J**	NA	<1.0
1,3-Dichlorobenzene	**0.55**	NA	**0.36 J**	NA	**0.19 J**	**0.19 J**	**0.40 J**	**0.32 J**	NA	**0.28 J**	NA	**0.11 J**
1,3-Dichloropropane	<0.5	NA	<0.5	NA	<0.5	<0.5	<1.0	<1.0	NA	<1.0	NA	<1.0
1,4-Dichlorobenzene	**6.53**	NA	**4.48**	NA	**1.87**	**1.87**	**1.72**	**1.3**	NA	**1.26**	NA	**0.41 J**
2,2-Dichloropropane	<0.5	NA	<0.5	NA	<0.5	<0.5	<1.0	<1.0	NA	<1.0	NA	<1.0
2-Chlorotoluene	<0.5	NA	<0.5	NA	<0.5	<0.5	<1.0	<1.0	NA	<1.0	NA	<1.0
4-Chlorotoluene	<0.5	NA	<0.5	NA	<0.5	<0.5	<1.0	<1.0	NA	<1.0	NA	<1.0
Benzene	**2.35**	NA	**0.91**	NA	**0.11 J**	**0.11 J**	<1.0	<1.0	NA	<1.0	NA	<1.0
Bromobenzene	<0.5	NA	<0.5	NA	<0.5	<0.5	<1.0	<1.0	NA	<1.0	NA	<1.0
Bromochloromethane	<0.5	NA	<0.5	NA	<0.5	<0.5	<1.0	<1.0	NA	<1.0	NA	<1.0
Bromodichloromethane	**0.16 J**	NA	**0.12 J**	NA	**0.30 J**	**0.30 J**	<1.0	<1.0	NA	<1.0	NA	<1.0
Bromoform	<0.5	NA	<0.5	NA	<0.5	<0.5	<1.0	<1.0	NA	<1.0	NA	<1.0
Bromomethane	<1.0	NA	<1.0	NA	<1.0	<1.0	<2.0	<2.0	NA	<2.0	NA	<2.0
Carbon tetrachloride	<0.5	NA	<0.5	NA	<0.5	<0.5	<1.0	<1.0	NA	<1.0	NA	<1.0
Chlorobenzene	**11.0**	NA	**6.31**	NA	**2.5**	**2.5**	**3.22**	**2.14**	NA	**2.2**	NA	**0.77**
Chloroethane	<1.0	NA	<1.0	NA	<1.0	<1.0	<2.0	<2.0	NA	<2.0	NA	<2.0
Chloroform	**0.30 J**	NA	**0.24 J**	NA	**0.35 J**	**0.35 J**	<1.0	<1.0	NA	<1.0	NA	<1.0
Chloromethane	<1.0	NA	<1.0	NA	<1.0	<1.0	<2.0	<2.0	NA	<2.0	NA	<2.0
cis-1,2-Dichloroethene	<0.5	NA	<0.5	NA	<0.5	<0.5	<1.0	<1.0	NA	<1.0	NA	<1.0
cis-1,3-Dichloropropene	<0.5	NA	<0.5	NA	<0.5	<0.5	<1.0	<1.0	NA	<1.0	NA	<1.0
Dibromochloromethane	**0.71**	NA	<0.5	NA	**0.78**	**0.78**	<1.0	<1.0	NA	<1.0	NA	<1.0
Dibromomethane	<0.5	NA	<0.5	NA	<0.5	<0.5	<1.0	<1.0	NA	<1.0	NA	<1.0
Dichlorodifluoromethane	<1.0	NA	<1.0	NA	<1.0	<1.0	<2.0	<2.0	NA	<2.0	NA	<2.0
Ethylbenzene	**1.31**	NA	**0.82**	NA	**0.14 J**	**0.14 J**	<1.0	<1.0	NA	<1.0	NA	**0.10 J**
Hexachlorobutadiene	<1.0	NA	<1.0	NA	<1.0	<1.0	<2.0	<2.0	NA	<2.0	NA	<2.0
Isopropylbenzene	**1.29**	NA	**0.64**	NA	**0.17 J**	**0.17 J**	**0.34 J**	**0.28 J**	NA	**0.26 J**	NA	**0.14 J**
Methyl tert-butyl ether	<0.5	NA	<0.5	NA	<0.5	<0.5	<1.0	<1.0	NA	<1.0	NA	<1.0
Methylene chloride	**0.39 J**	NA	**0.27 J**	NA	**0.49 J**	**0.49 J**	**1.46 J**	**0.62 J**	NA	**0.76 J**	NA	**7.55**
n- Butylbenzene	**0.21 J**	NA	**0.19 J**	NA	<0.5	<0.5	<1.0	<1.0	NA	<1.0	NA	**0.19 J**
n- Propylbenzene	<0.5	NA	<0.5	NA	<0.5	<0.5	<1.0	<1.0	NA	<1.0	NA	<1.0
Naphthalene	**26.9**	NA	**24.4**	NA	**12.7**	**12.7**	**16.5**	**9.82**	NA	**10**	NA	**0.47 J**
p- Isopropyltoluene	**0.52**	NA	**0.21 J**	NA	**0.14 J**	**0.14 J**	<1.0	<1.0	NA	<1.0	NA	<1.0
sec- Butylbenzene	**4.1**	NA	**1.55**	NA	**0.88**	**0.88**	**1.62**	**1.3**	NA	**1.18**	NA	**0.51**
Styrene	**0.86**	NA	**0.75**	NA	**0.75**	**0.75**	<1.0	<1.0	NA	<1.0	NA	<1.0
tert- Butylbenzene	**0.48 J**	NA	**0.21 J**	NA	**0.21 J**	**0.21 J**	<1.0	<1.0	NA	<1.0	NA	<1.0
Tetrachloroethene	<0.5	NA	<0.5	NA	<0.5	<0.5	<1.0	<1.0	NA	<1.0	NA	<1.0
Toluene	**1.75**	NA	**0.97**	NA	**0.13 J**	**0.13 J**	<1.0	<1.0	NA	<1.0	NA	<1.0
trans-1,2-Dichloroethene	<0.5	NA	<0.5	NA	<0.5	<0.5	<1.0	<1.0	NA	<1.0	NA	<1.0
trans-1,3-Dichloropropene	<0.5	NA	<0.5	NA	<0.5	<0.5	<1.0	<1.0	NA	<1.0	NA	<1.0
Trichloroethene	<0.5	NA	<0.5	NA	<0.5	<0.5	<1.0	<1.0	NA	<1.0	NA	<1.0
Trichlorofluoromethane	<1.0	NA	<1.0	NA	<1.0	<1.0	<2.0	<2.0	NA	<2.0	NA	<2.0
Vinyl chloride	<1.0	NA	<1.0	NA	<1.0	<1.0	<2.0	<2.0	NA	<2.0	NA	<2.0
Xylenes (total)	**8.42**	NA	**4.91**	NA	**0.68 J**	**0.68 J**	**0.94 J**	**0.64 J**	NA	**0.62 J**	NA	**0.27 J**

Notes:
J - Analyte detected below the PQL
NA - Not analyzed
MDL used for graphing purposes
Source: O'Brien & Gere Engineers, Inc.

O'BRIEN & GERE

Table 26b

Honeywell
Phase II Pre-Design Investigation
SCA Supernatant Treatability Testing

Effluent Elutriate Testing
SMU-7
Site 70048F
Data Summary

Parameter	Settling (hours)						
	0	1	2	3	4	8	24
Semi-volatile organic compounds (ug/L)							
1,2,4-Trichlorobenzene	<30	<20	<30	NA	<30	NA	<30
1,2-Dichlorobenzene	<30	<20	<30	NA	<30	NA	<30
1,3-Dichlorobenzene	<30	<20	<30	NA	<30	NA	<30
1,4-Dichlorobenzene	<30	<20	<30	NA	<30	NA	<30
2,4,5-Trichlorophenol	<30	<20	<30	NA	<30	NA	<30
2,4,6-Trichlorophenol	<30	<20	<30	NA	<30	NA	<30
2,4-Dichlorophenol	<30	<20	<30	NA	<30	NA	<30
2,4-Dimethylphenol	<30	<20	<30	NA	<30	NA	<30
2,4-Dinitrophenol	<60	<50	<50	NA	<50	NA	<60
2,4-Dinitotoluene	<30	<20	<30	NA	<30	NA	<30
2,6-Dinitotoluene	<30	<20	<30	NA	<30	NA	<30
2-Chloronaphthalene	<30	<20	<30	NA	<30	NA	<30
2-Chlorophenol	<30	<20	<30	NA	<30	NA	<30
2-Methylnaphthalene	<30	<20	<30	NA	<30	NA	<30
2-Methylphenol	<30	<20	<30	NA	<30	NA	<30
2-Nitroaniline	<60	<50	<50	NA	<50	NA	<60
2-Nitrophenol	<30	<20	<30	NA	<30	NA	<30
3,3'- Dichlorobenzidine	<60	<50	<50	NA	<50	NA	<60
3-Nitroaniline	<60	<50	<50	NA	<50	NA	<60
4,6-Dinitro-2-methylphenol	<60	<50	<50	NA	<50	NA	<60
4-Bromophenyl phenyl ether	<30	<20	<30	NA	<30	NA	<30
4-Chloro-3-methylphenol	<30	<20	<30	NA	<30	NA	<30
4-Chloroaniline	<60	<20	<50	NA	<50	NA	<60
4-Chlorophenyl phenyl ether	<30	<20	<30	NA	<30	NA	<30
4-Methylphenol	<30	<20	<30	NA	<30	NA	<30
4-Nitroaniline	<30	<50	<30	NA	<30	NA	<30
4-Nitrophenol	<30	<20	<30	NA	<30	NA	<30
Acenaphthene	<30	<20	<30	NA	<30	NA	<30
Acenaphthylene	<30	<20	<30	NA	<30	NA	<30
Anthracene	<30	<20	<30	NA	<30	NA	<30
Benzo[a]anthracene	<30	<20	<30	NA	<30	NA	<30
Benzo[a]pyrene	<30	<20	<30	NA	<30	NA	<30
Benzo[b]fluoranthene	<30	<20	<30	NA	<30	NA	<30
Benzo[g,h,i]perilene	<30	<20	<30	NA	<30	NA	<30
Benzo[k]fluoranthrene	<30	<20	<30	NA	<30	NA	<30
Benzoic acid	<100	<100	<100	NA	<100	NA	<100
Benzyl alcohol	<30	<20	<30	NA	<30	NA	<30
bis(2-Chloroethoxy)methane	<30	<20	<30	NA	<30	NA	<30
bis(2-Chloroethyl)ether	<30	<20	<30	NA	<30	NA	<30
bis(2-Chloroisopropyl)ether	<30	<20	<30	NA	<30	NA	<30
bis(2-Ethylhexal)phthalate	<30	<20	<30	NA	<30	NA	<30
Butyl benzyl phthalate	<30	<20	<30	NA	<30	NA	<30
Chrysene	<30	<20	<30	NA	<30	NA	<30
Di-n-butyl phthalate	<30	<20	<30	NA	<30	NA	<30
Di-n-octyl phthalate	<30	<20	<30	NA	<30	NA	<30
Dibenz[a,h]anthracene	<30	<20	<30	NA	<30	NA	<30
Dobenzofuran	<30	<20	<30	NA	<30	NA	<30
Diethyl phthalate	<30	<20	<30	NA	<30	NA	<30
Dimethyl phthalate	<30	<20	<30	NA	<30	NA	<30
Fluoranthene	<30	<20	<30	NA	<30	NA	<30
Fluorene	<30	<20	<30	NA	<30	NA	<30
Hexachlorobezene	<30	<50	<30	NA	<30	NA	<30
Hexachlorobutadiene	<30	<20	<30	NA	<30	NA	<30
Hexachlorocyclopentadiene	<60	<20	<50	NA	<50	NA	<60
Hexachloroethane	<30	<20	<30	NA	<30	NA	<30
Indeno[1,2,3-cd]pyrene	<30	<20	<30	NA	<30	NA	<30
Isophorone	<30	<20	<30	NA	<30	NA	<30
N-Nitroso-di--n-propylamine	<30	<20	<30	NA	<30	NA	<30
N-Nitrosodiphenylamine	<30	<20	<30	NA	<30	NA	<30
Naphthalene	<30	<20	<30	NA	<30	NA	<30
Nitrobenzene	<30	<20	<30	NA	<30	NA	<30
Pentachlorophenol	<60	<50	<50	NA	<50	NA	<60
Phenanthrene	<30	<20	<30	NA	<30	NA	<30
Phenol	<30	<20	<30	NA	<30	NA	<30
Pyrene	<30	<20	<30	NA	<30	NA	<30

Notes:
J - Analyte detected below the PQL
NA - Not analyzed
MDL used for graphing purposes
Source: O'Brien & Gere Engineers, Inc.

Table 26c

Honeywell

Phase II Pre-Design Investigation
SCA Supernatant Treatability Testing

Effluent Elutriate Testing
SMU-7
Site 40078F
Data Summary

Parameter	Settling (hours)						
	0	1	2	3	4	8	24
Polychlorinated biphenyls (ug/L)							
Aroclor 1016	<1.0	<0.5	<0.6	NA	<0.7	NA	<0.5
Aroclor 1221	<1.0	<0.5	<0.6	NA	<0.7	NA	<0.5
Aroclor 1232	<1.0	<0.5	<0.6	NA	<0.7	NA	<0.5
Aroclor 1242	<1.0	<0.5	<0.6	NA	<0.7	NA	<0.5
Aroclor 1248	<1.0	<0.5	<0.6	NA	<0.7	NA	<0.5
Aroclor 1254	<1.0	<0.5	<0.6	NA	<0.7	NA	<0.5
Aroclor 1260	<1.0	<0.5	<0.6	NA	<0.7	NA	<0.5
Mercury (ng/L)	<200	<200	<200	NA	<200	NA	<200
Total suspended solids (mg/L)	NA	NA	NA	NA	NA	NA	NA

Notes:
J - Analyte detected below the PQL
NA - Not analyzed
MDL used for graphing purposes
Source: O'Brien & Gere Engineers, Inc.

O'BRIEN & GERE

Table 27a

Honeywell

Phase II Pre-Design Investigation
SCA Supernatant Treatability Testing

Effluent Elutriate Testing
SMU-7
Site 70049
Data Summary

Parameter	Aeration (Minutes)					Settling (Hours)						
	0	15	30	45	60	0	1	2	3	4	8	24
Ammonia (mg/L)	**12**	**83**	**92**	**97**	**85**	**85**	NA	NA	NA	NA	NA	**71**
Volatile organic compounds (ug/L)												
1,1,1,2-Tetrachloroethane	<1.0	<5.0	<5.0	<5.0	<5.0	<5.0	<5.0	<5.0	NA	<5.0	NA	<1.0
1,1,1-Trichloroethane	<1.0	<5.0	<5.0	<5.0	<5.0	<5.0	<5.0	<5.0	NA	<5.0	NA	<1.0
1,1,2,2-Tetrachloroethane	<1.0	<5.0	<5.0	<5.0	<5.0	<5.0	<5.0	<5.0	NA	<5.0	NA	<1.0
1,1,2-Trichloroethane	<1.0	<5.0	<5.0	<5.0	<5.0	<5.0	<5.0	<5.0	NA	<5.0	NA	<1.0
1,1-Dichloroethane	<1.0	<5.0	<5.0	<5.0	<5.0	<5.0	<5.0	<5.0	NA	<5.0	NA	<1.0
1,1-Dichloroethene	<1.0	<5.0	<5.0	<5.0	<5.0	<5.0	<5.0	<5.0	NA	<5.0	NA	<1.0
1,1-Dichloropropene	<1.0	<5.0	<5.0	<5.0	<5.0	<5.0	<5.0	<5.0	NA	<5.0	NA	<1.0
1,2,3-Trichlorobenzene	<2.0	<10.0	<10.0	<10.0	<10.0	<10.0	<10.0	<10.0	NA	<10.0	NA	**0.20 J**
1,2,3-Trichloropropane	<1.0	<5.0	<5.0	<5.0	<5.0	<5.0	<5.0	<5.0	NA	<5.0	NA	<1.0
1,2,4-Trichlorobenzene	<2.0	**3.60 J**	**3.20 J**	**3.10 J**	**2.90 J**	**2.90 J**	**3.10 J**	**3.00 J**	NA	**3.20 J**	NA	**1.64 J**
1,2,4-Trimethylbenzene	**9.34**	**31.8**	**31**	**29.5**	**21.7**	**21.7**	**26.7**	**25**	NA	**25.3**	NA	**7.96**
1,2-Dibromo-3-chloropropane	<2.0	<10.0	<10.0	<10.0	<10.0	<10.0	<10.0	<10.0	NA	<10.0	NA	<2.0
1,2-Dibromoethane	<1.0	<5.0	<5.0	<5.0	<5.0	<5.0	<5.0	<5.0	NA	<5.0	NA	<1.0
1,2-Dichlorobenzene	**0.78 J**	**34.4**	**33.3**	**32.3**	**24.5**	**24.5**	**28.8**	**25.3**	NA	**26.6**	NA	**12.3**
1,2-Dichloroethane	<1.0	<5.0	<5.0	<5.0	<5.0	<5.0	<5.0	<5.0	NA	<5.0	NA	<1.0
1,2-Dichloropropane	<1.0	<5.0	<5.0	<5.0	<5.0	<5.0	<5.0	<5.0	NA	<5.0	NA	<1.0
1,3,5-Trimethylbenzene	**2.16**	**22**	**20.9**	**20.2**	**15.3**	**15.3**	**18**	**16.5**	NA	**17**	NA	**8.58**
1,3-Dichlorobenzene	**2.26**	**8**	**7.6**	**7.3**	**6.1**	**6.1**	**6.7**	**6.1**	NA	**6.3**	NA	**3.1**
1,3-Dichloropropane	<1.0	<5.0	<5.0	<5.0	<5.0	<5.0	<5.0	<5.0	NA	<5.0	NA	<1.0
1,4-Dichlorobenzene	**8.9**	**102**	**97.4**	**93.4**	**70.9**	**70.9**	**83.7**	**74.5**	NA	**78.2**	NA	**38.7**
2,2-Dichloropropane	<1.0	<5.0	<5.0	<5.0	<5.0	<5.0	<5.0	<5.0	NA	<5.0	NA	<1.0
2-Chlorotoluene	**1.14**	<5.0	<5.0	<5.0	<5.0	<5.0	<5.0	<5.0	NA	<5.0	NA	<1.0
4-Chlorotoluene	<1.0	<5.0	<5.0	<5.0	<5.0	<5.0	<5.0	<5.0	NA	<5.0	NA	<1.0
Benzene	**1.74**	**22.3**	**14.5**	**7.8**	**4.60 J**	**4.60 J**	**5.5**	**4.90 J**	NA	**5.2**	NA	**2.24**
Bromobenzene	<1.0	<5.0	<5.0	<5.0	<5.0	<5.0	<5.0	<5.0	NA	<5.0	NA	<1.0
Bromochloromethane	<1.0	<5.0	<5.0	<5.0	<5.0	<5.0	<5.0	<5.0	NA	<5.0	NA	<1.0
Bromodichloromethane	<1.0	<5.0	<5.0	<5.0	<5.0	<5.0	<5.0	<5.0	NA	<5.0	NA	<1.0
Bromoform	<1.0	<5.0	<5.0	<5.0	<5.0	<5.0	<5.0	<5.0	NA	<5.0	NA	<1.0
Bromomethane	<2.0	<10.0	<10.0	<10.0	<10.0	<10.0	<10.0	<10.0	NA	<10.0	NA	<2.0
Carbon tetrachloride	<1.0	<5.0	<5.0	<5.0	<5.0	<5.0	<5.0	<5.0	NA	<5.0	NA	<1.0
Chlorobenzene	**33.9**	**128**	**110**	**85.9**	**60.7**	**60.7**	**71.2**	**62.1**	NA	**65.3**	NA	**32**
Chloroethane	<2.0	<10.0	<10.0	<10.0	<10.0	<10.0	<10.0	<10.0	NA	<10.0	NA	<2.0
Chloroform	<1.0	<5.0	<5.0	<5.0	<5.0	<5.0	<5.0	<5.0	NA	<5.0	NA	<1.0
Chloromethane	<2.0	<10.0	<10.0	<10.0	<10.0	<10.0	<10.0	<10.0	NA	<10.0	NA	<2.0
cis-1,2-Dichloroethene	<1.0	<5.0	<5.0	<5.0	<5.0	<5.0	<5.0	<5.0	NA	<5.0	NA	<1.0
cis-1,3-Dichloropropene	<1.0	<5.0	<5.0	<5.0	<5.0	<5.0	<5.0	<5.0	NA	<5.0	NA	<1.0
Dibromochloromethane	<1.0	<5.0	<5.0	<5.0	<5.0	<5.0	<5.0	<5.0	NA	<5.0	NA	<1.0
Dibromomethane	<1.0	<5.0	<5.0	<5.0	<5.0	<5.0	<5.0	<5.0	NA	<5.0	NA	<1.0
Dichlorodifluoromethane	<2.0	<10.0	<10.0	<10.0	<10.0	<10.0	<10.0	<10.0	NA	<10.0	NA	<2.0
Ethylbenzene	**1.24**	**14.8**	**13.2**	**11.1**	**7.9**	**7.9**	**9.5**	**8.3**	NA	**8.7**	NA	**4.36**
Hexachlorobutadiene	<2.0	<10.0	<10.0	<10.0	<10.0	<10.0	<10.0	<10.0	NA	<10.0	NA	<2.0
Isopropylbenzene	**3.18**	**10.5**	**9.6**	**9.4**	**6.7**	**6.7**	**7.9**	**7**	NA	**7.7**	NA	**4.1**
Methyl tert-butyl ether	<1.0	<5.0	<5.0	<5.0	<5.0	<5.0	<5.0	<5.0	NA	<5.0	NA	<1.0
Methylene chloride	**0.66 J**	**1.20 J**	**1.20 J**	**1.30 J**	**1.60 J**	**1.60 J**	**2.00 J**	**2.00 J**	NA	**1.20 J**	NA	**0.60 J**
n- Butylbenzene	**0.54 J**	**2.50 J**	**2.20 J**	**2.20 J**	**2.20 J**	**2.20 J**	**2.20 J**	**2.20 J**	NA	**2.30 J**	NA	**0.34 J**
n- Propylbenzene	**0.32 J**	**1.20 J**	**1.20 J**	**1.10 J**	<5.0	<5.0	<5.0	<5.0	NA	<5.0	NA	**0.44 J**
Naphthalene	**48.6**	**278**	**295**	**295**	**234**	**234**	**314**	**293**	NA	**284**	NA	**1.52 J**
p- Isopropyltoluene	**1.2**	**2.90 J**	**2.90 J**	**3.10 J**	**2.30 J**	**2.30 J**	**2.70 J**	**2.30 J**	NA	**2.50 J**	NA	**1.12**
sec- Butylbenzene	**10.7**	**22.8**	**21.5**	**22.1**	**17.7**	**17.7**	**19.4**	**18.5**	NA	**19.8**	NA	**10.8**
Styrene	<1.0	<5.0	<5.0	<5.0	<5.0	<5.0	<5.0	<5.0	NA	<5.0	NA	<1.0
tert- Butylbenzene	**0.94 J**	**2.30 J**	**2.10 J**	**2.10 J**	**1.60 J**	**1.60 J**	**2.00 J**	**1.70 J**	NA	**1.90 J**	NA	**1.06**
Tetrachloroethene	<1.0	<5.0	<5.0	<5.0	<5.0	<5.0	<5.0	<5.0	NA	<5.0	NA	<1.0
Toluene	**0.46 J**	**19.7**	**15.7**	**11.3**	**7.1**	**7.1**	**8.5**	**7.7**	NA	**8**	NA	**3.42**
trans-1,2-Dichloroethene	<1.0	<5.0	<5.0	<5.0	<5.0	<5.0	<5.0	<5.0	NA	<5.0	NA	<1.0
trans-1,3-Dichloropropene	<1.0	<5.0	<5.0	<5.0	<5.0	<5.0	<5.0	<5.0	NA	<5.0	NA	<1.0
Trichloroethene	<1.0	<5.0	<5.0	<5.0	<5.0	<5.0	<5.0	<5.0	NA	<5.0	NA	<1.0
Trichlorofluoromethane	<2.0	<10.0	<10.0	<10.0	<10.0	<10.0	<10.0	<10.0	NA	<10.0	NA	<2.0
Vinyl chloride	<2.0	<10.0	<10.0	<10.0	<10.0	<10.0	<10.0	<10.0	NA	<10.0	NA	<2.0
Xylenes (total)	**7.26**	**97.1**	**88.8**	**76.3**	**51.5**	**51.5**	**61.2**	**56.8**	NA	**59**	NA	**21.5**

Notes:
J - Analyte detected below the PQL
NA - Not analyzed
MDL used for graphing purposes
Source: O'Brien & Gere Engineers, Inc.

O'BRIEN & GERE

Table 27b

Honeywell
Phase II Pre-Design Investigation
SCA Supernatant Treatability Testing

Effluent Elutriate Testing
SMU-7
Site 70049
Data Summary

Parameter	Settling (hours)						
	0	1	2	3	4	8	24
Semi-volatile organic compounds (ug/L)							
1,2,4-Trichlorobenzene	**190 J**	<50	<67	NA	<62	NA	<40
1,2-Dichlorobenzene	**460 J**	**15 J**	**8.9 J**	NA	**12 J**	NA	**4.2 J**
1,3-Dichlorobenzene	<1900	<50	<67	NA	<62	NA	<40
1,4-Dichlorobenzene	<1900	<50	<67	NA	<62	NA	<40
2,4,5-Trichlorophenol	<9300	<250	<330	NA	<310	NA	<200
2,4,6-Trichlorophenol	<1900	<50	<67	NA	<62	NA	<40
2,4-Dichlorophenol	<1900	<50	<67	NA	<62	NA	<40
2,4-Dimethylphenol	<1900	<50	<67	NA	<62	NA	<40
2,4-Dinitrophenol	<9300	<250	<330	NA	<310	NA	<200
2,4-Dinitotoluene	<1900	<50	<67	NA	<62	NA	<40
2,6-Dinitotoluene	<1900	<50	<67	NA	<62	NA	<40
2-Chloronaphthalene	<1900	<50	<67	NA	<62	NA	<40
2-Chlorophenol	<1900	<50	<67	NA	<62	NA	<40
2-Methylnaphthalene	**710 J**	<50	<67	NA	<62	NA	<40
2-Methylphenol	<1900	<50	<67	NA	<62	NA	<40
2-Nitroaniline	<9300	<250	<330	NA	<310	NA	<200
2-Nitrophenol	<1900	<50	<67	NA	<62	NA	<40
3,3'- Dichlorobenzidine	<3700	<100	<130	NA	<120	NA	<80
3-Nitroaniline	<9300	<250	<67	NA	<310	NA	<200
4,6-Dinitro-2-methylphenol	<1900	<50	<67	NA	<62	NA	<40
4-Bromophenyl phenyl ether	<1900	<50	<67	NA	<62	NA	<40
4-Chloro-3-methylphenol	<1900	<50	<67	NA	<62	NA	<40
4-Chloroaniline	<1900	<50	<67	NA	<62	NA	<40
4-Chlorophenyl phenyl ether	<1900	<50	<67	NA	<62	NA	<40
4-Methylphenol	<1900	<50	<67	NA	<62	NA	<40
4-Nitroaniline	<9300	<250	<330	NA	<310	NA	<200
4-Nitrophenol	<1900	<250	<330	NA	<310	NA	<200
Acenaphthene	**200 J**	<50	<67	NA	<62	NA	<40
Acenaphthylene	<1900	<50	<67	NA	<62	NA	<40
Anthracene	<1900	<50	<67	NA	<62	NA	<40
Benzo[a]anthracene	**240 J**	<50	<67	NA	<62	NA	<40
Benzo[a]pyrene	**190 J**	<50	<67	NA	<62	NA	<40
Benzo[b]fluoranthene	**260 J**	<50	<67	NA	<62	NA	<40
Benzo[g,h,i]perilene	<1900	<50	<67	NA	<62	NA	<40
Benzo[k]fluoranthrene	<1900	<50	<67	NA	<62	NA	<40
Benzoic acid	<9300	<250	<330	NA	<310	NA	<200
Benzyl alcohol	<1900	<50	<67	NA	<62	NA	<40
bis(2-Chloroethoxy)methane	<1900	<50	<67	NA	<62	NA	<40
bis(2-Chloroethyl)ether	<1900	<50	<67	NA	<62	NA	<40
bis(2-Chloroisopropyl)ether	<1900	<50	<67	NA	<62	NA	<40
bis(2-Ethylhexal)phthalate	**580 J**	**5.6 J**	**12 J**	NA	<62	NA	**4.4 J**
Butyl benzyl phthalate	<1900	<50	<67	NA	<62	NA	<40
Chrysene	**300 J**	<50	<67	NA	<62	NA	<40
Di-n-butyl phthalate	<1900	<50	<67	NA	<62	NA	<40
Di-n-octyl phthalate	<1900	<50	<67	NA	<62	NA	<40
Dibenz[a,h]anthracene	<1900	<50	<67	NA	<62	NA	<40
Dobenzofuran	**190 J**	<50	<67	NA	<62	NA	<40
Diethyl phthalate	<1900	<50	<67	NA	<62	NA	<40
Dimethyl phthalate	<1900	<50	<67	NA	<62	NA	<40
Fluoranthene	**670 J**	**6.0 J**	<67	NA	<62	NA	<40
Fluorene	**280 J**	<50	<67	NA	<62	NA	<40
Hexachlorobezene	<1900	<50	<67	NA	<62	NA	<40
Hexachlorobutadiene	<1900	<50	<67	NA	<62	NA	<40
Hexachlorocyclopentadiene	<1900	<50	<67	NA	<62	NA	<40
Hexachloroethane	<1900	<50	<67	NA	<62	NA	<40
Indeno[1,2,3-cd]pyrene	<1900	<50	<67	NA	<62	NA	<40
Isophorone	<1900	<50	<67	NA	<62	NA	<40
N-Nitroso-di--n-propylamine	<1900	<50	<67	NA	<62	NA	<40
N-Nitrosodiphenylamine	<1900	<50	<67	NA	<62	NA	<40
Naphthalene	**3800**	<50	<67	NA	<62	NA	<40
Nitrobenzene	<1900	<50	<67	NA	<62	NA	<40
Pentachlorophenol	<9300	<250	<330	NA	<310	NA	<200
Phenanthrene	**1000 J**	<50	<67	NA	<62	NA	<40
Phenol	<1900	<50	<67	NA	<62	NA	<40
Pyrene	**600 J**	**5.4 J**	<67	NA	<62	NA	<40

Notes:
J - Analyte detected below the PQL
NA - Not analyzed
MDL used for graphing purposes
Source: O'Brien & Gere Engineers, Inc.

O'BRIEN & GERE

Table 27c

Honeywell
Phase II Pre-Design Investigation
SCA Supernatant Treatability Testing

Effluent Elutriate Testing
SMU-7
Site 70049
Data Summary

Parameter	Settling (hours)						
	0	1	2	3	4	8	24
Polychlorinated biphenyls (ug/L)							
Aroclor 1016	<5.56	<1.11	<2.0	NA	<1.52	NA	<1.18
Aroclor 1221	<5.56	<1.11	<2.0	NA	<1.52	NA	<1.18
Aroclor 1232	<5.56	<1.11	<2.0	NA	<1.52	NA	<1.18
Aroclor 1242	<5.56	<1.11	<2.0	NA	<1.52	NA	<1.18
Aroclor 1248	**29**	**1.62**	<2.0	NA	**1.06 J**	NA	<1.18
Aroclor 1254	<5.56	<1.11	<2.0	NA	<1.52	NA	<1.18
Aroclor 1260	**8.89**	**0.528 J**	<2.0	NA	**0.635 J**	NA	**0.100 J**
Mercury (ng/L)	**1500000**	**2900**	**3300**	NA	**11000**	NA	**2400**
Mercury (1631E) (ng/L)	NA	NA	NA	NA	NA	NA	**1930**
Methyl Mercury	NA	NA	NA	NA	NA	NA	**4.4**
Total suspended solids (mg/L)	**79000**	**120**	**110**	NA	**270**	NA	**69**

Notes:
J - Analyte detected below the PQL
NA - Not analyzed
MDL used for graphing purposes
Source: O'Brien & Gere Engineers, Inc.

O'BRIEN & GERE

Table 28a

Honeywell

Phase II Pre-Design Investigation
SCA Supernatant Treatability Testing

Effluent Elutriate Testing
SMU-7
Site 70049F
Data Summary

Parameter	Aeration (Minutes)					Settling (Hours)						
	0	15	30	45	60	0	1	2	3	4	8	24
Ammonia (mg/L)	**11**	NA	**10**	NA	**74**	**74**	NA	NA	NA	NA	NA	**71**
Volatile organic compounds (ug/L)												
1,1,1,2-Tetrachloroethane	<2.5	NA	<0.5	NA	<2.5	<2.5	<5.0	<5.0	NA	<1.0	NA	<0.5
1,1,1-Trichloroethane	<2.5	NA	<0.5	NA	<2.5	<2.5	<5.0	<5.0	NA	<1.0	NA	<0.5
1,1,2,2-Tetrachloroethane	<2.5	NA	<0.5	NA	<2.5	<2.5	<5.0	<5.0	NA	<1.0	NA	<0.5
1,1,2-Trichloroethane	<2.5	NA	<0.5	NA	<2.5	<2.5	<5.0	<5.0	NA	<1.0	NA	<0.5
1,1-Dichloroethane	<2.5	NA	<0.5	NA	<2.5	<2.5	<5.0	<5.0	NA	<1.0	NA	<0.5
1,1-Dichloroethene	<2.5	NA	<0.5	NA	<2.5	<2.5	<5.0	<5.0	NA	<1.0	NA	<0.5
1,1-Dichloropropene	<2.5	NA	<0.5	NA	<2.5	<2.5	<5.0	<5.0	NA	<1.0	NA	<0.5
1,2,3-Trichlorobenzene	<5.0	NA	<1.0	NA	<5.0	<5.0	<10.0	<10.0	NA	<2.0	NA	<1.0
1,2,3-Trichloropropane	<2.5	NA	<0.5	NA	<2.5	<2.5	<5.0	<5.0	NA	<1.0	NA	<0.5
1,2,4-Trichlorobenzene	<5.0	NA	<1.0	NA	<5.0	<5.0	**1.60 J**	**1.70 J**	NA	**2**	NA	**0.17 J**
1,2,4-Trimethylbenzene	**4.6**	NA	**0.48 J**	NA	**8.35**	**8.35**	**13.5**	<5.0	NA	**4.36**	NA	**0.91**
1,2-Dibromo-3-chloropropane	<5.0	NA	<1.0	NA	<5.0	<5.0	<10.0	<10.0	NA	<2.0	NA	<1.0
1,2-Dibromoethane	<2.5	NA	<0.5	NA	<2.5	<2.5	<5.0	<5.0	NA	<1.0	NA	<0.5
1,2-Dichlorobenzene	<2.5	NA	**0.15 J**	NA	**6.05**	**6.05**	**17.8**	**13**	NA	**15.6**	NA	**2.0**
1,2-Dichloroethane	<2.5	NA	<0.5	NA	<2.5	<2.5	<5.0	<5.0	NA	<1.0	NA	<0.5
1,2-Dichloropropane	<2.5	NA	<0.5	NA	<2.5	<2.5	<5.0	<5.0	NA	<1.0	NA	<0.5
1,3,5-Trimethylbenzene	**1.30 J**	NA	**0.13 J**	NA	**6.15**	**6.15**	**10.1**	**8.8**	NA	**10.7**	NA	**1.84**
1,3-Dichlorobenzene	<2.5	NA	**0.15 J**	NA	**0.85 J**	**0.85 J**	**4.10 J**	**3.60 J**	NA	**3.82**	NA	**0.42 J**
1,3-Dichloropropane	<2.5	NA	<0.5	NA	<2.5	<2.5	<5.0	<5.0	NA	<1.0	NA	<0.5
1,4-Dichlorobenzene	**1.60 J**	NA	**0.75**	NA	**8.65**	**8.65**	**51.3**	**46.5**	NA	**50**	NA	**4.87**
2,2-Dichloropropane	<2.5	NA	<0.5	NA	<2.5	<2.5	<5.0	<5.0	NA	<1.0	NA	<0.5
2-Chlorotoluene	**0.55 J**	NA	<0.5	NA	<2.5	<2.5	<5.0	<5.0	NA	<1.0	NA	<0.5
4-Chlorotoluene	<2.5	NA	<0.5	NA	<2.5	<2.5	<5.0	<5.0	NA	<1.0	NA	<0.5
Benzene	**0.75 J**	NA	<0.5	NA	**1.75 J**	**1.75 J**	**3.10 J**	**2.00 J**	NA	**2.84**	NA	**0.43 J**
Bromobenzene	<2.5	NA	<0.5	NA	<2.5	<2.5	<5.0	<5.0	NA	<1.0	NA	<0.5
Bromochloromethane	<2.5	NA	<0.5	NA	<2.5	<2.5	<5.0	<5.0	NA	<1.0	NA	<0.5
Bromodichloromethane	<2.5	NA	<0.5	NA	<2.5	<2.5	<5.0	<5.0	NA	<1.0	NA	<0.5
Bromoform	<2.5	NA	<0.5	NA	<2.5	<2.5	<5.0	<5.0	NA	<1.0	NA	<0.5
Bromomethane	<5.0	NA	<1.0	NA	<5.0	<5.0	<10.0	<10.0	NA	<2.0	NA	<1.0
Carbon tetrachloride	<2.5	NA	<0.5	NA	<2.5	<2.5	<5.0	<5.0	NA	<1.0	NA	<0.5
Chlorobenzene	**9.8**	NA	**0.73**	NA	**11.4**	**11.4**	**41.4**	**33.4**	NA	**40.8**	NA	**5.29**
Chloroethane	<5.0	NA	<1.0	NA	<5.0	<5.0	<10.0	<10.0	NA	<2.0	NA	<1.0
Chloroform	<2.5	NA	**0.12 J**	NA	<2.5	<2.5	<5.0	<5.0	NA	<1.0	NA	<0.5
Chloromethane	<5.0	NA	<1.0	NA	<5.0	<5.0	<10.0	<10.0	NA	<2.0	NA	<1.0
cis-1,2-Dichloroethene	<2.5	NA	<0.5	NA	<2.5	<2.5	<5.0	<5.0	NA	<1.0	NA	<0.5
cis-1,3-Dichloropropene	<2.5	NA	<0.5	NA	<2.5	<2.5	<5.0	<5.0	NA	<1.0	NA	<0.5
Dibromochloromethane	<2.5	NA	<0.5	NA	<2.5	<2.5	<5.0	<5.0	NA	<1.0	NA	<0.5
Dibromomethane	<2.5	NA	<0.5	NA	<2.5	<2.5	<5.0	<5.0	NA	<1.0	NA	<0.5
Dichlorodifluoromethane	<5.0	NA	<1.0	NA	<5.0	<5.0	<10.0	<10.0	NA	<2.0	NA	<1.0
Ethylbenzene	**0.55 J**	NA	<0.5	NA	**2.00 J**	**2.00 J**	**5**	**4.00 J**	NA	**4.88**	NA	**0.81**
Hexachlorobutadiene	<5.0	NA	<1.0	NA	<5.0	<5.0	<10.0	<10.0	NA	<2.0	NA	<1.0
Isopropylbenzene	**1.75 J**	NA	<0.5	NA	**2.7**	**2.7**	**4.50 J**	**3.80 J**	NA	**4.38**	NA	**0.84**
Methyl tert-butyl ether	<2.5	NA	<0.5	NA	<2.5	<2.5	<5.0	<5.0	NA	<1.0	NA	<0.5
Methylene chloride	**1.45 J**	NA	**0.31 J**	NA	**2.10 J**	**2.10 J**	**2.10 J**	**2.00 J**	NA	**0.82 J**	NA	**8.83**
n- Butylbenzene	**0.90 J**	NA	<0.5	NA	**0.90 J**	**0.90 J**	**2.00 J**	**1.90 J**	NA	**0.58 J**	NA	<0.5
n- Propylbenzene	<2.5	NA	<0.5	NA	<2.5	<2.5	<5.0	<5.0	NA	**0.48 J**	NA	<0.5
Naphthalene	**27.6**	NA	**8.84**	NA	**99.3**	**99.3**	**4.70 J**	**2.20 J**	NA	**0.56 J**	NA	**0.53 J**
p- Isopropyltoluene	**0.65 J**	NA	<0.5	NA	**0.80 J**	**0.80 J**	**1.50 J**	**1.30 J**	NA	**1.48**	NA	**0.25 J**
sec- Butylbenzene	**5.9**	NA	**0.72**	NA	**6.05**	**6.05**	**10.6**	**8.8**	NA	**10.6**	NA	**1.84**
Styrene	<2.5	NA	<0.5	NA	<2.5	<2.5	<5.0	<5.0	NA	<1.0	NA	**0.79**
tert- Butylbenzene	**0.70 J**	NA	<0.5	NA	**0.95**	**0.95**	**1.10 J**	**1.00 J**	NA	**1.08**	NA	**0.26 J**
Tetrachloroethene	<2.5	NA	<0.5	NA	<2.5	<2.5	<5.0	<5.0	NA	<1.0	NA	<0.5
Toluene	<2.5	NA	<0.5	NA	**2.30 J**	**2.30 J**	**4.90 J**	**2.40 J**	NA	**4.06**	NA	**0.63**
trans-1,2-Dichloroethene	<2.5	NA	<0.5	NA	<2.5	<2.5	<5.0	<5.0	NA	<1.0	NA	<0.5
trans-1,3-Dichloropropene	<2.5	NA	<0.5	NA	<2.5	<2.5	<5.0	<5.0	NA	<1.0	NA	<0.5
Trichloroethene	<2.5	NA	<0.5	NA	<2.5	<2.5	<5.0	<5.0	NA	<1.0	NA	<0.5
Trichlorofluoromethane	<5.0	NA	<1.0	NA	<5.0	<5.0	<10.0	<10.0	NA	<2.0	NA	<1.0
Vinyl chloride	<5.0	NA	<1.0	NA	<5.0	<5.0	<10.0	<10.0	NA	<2.0	NA	<1.0
Xylenes (total)	**3.75 J**	NA	**0.22 J**	NA	**17.2**	**17.2**	**32.5**	**10.5**	NA	**18**	NA	**2.6**

Notes:
J - Analyte detected below the PQL
NA - Not analyzed
MDL used for graphing purposes
Source: O'Brien & Gere Engineers, Inc.

O'BRIEN & GERE

Table 28b

Honeywell

Phase II Pre-Design Investigation
SCA Supernatant Treatability Testing

Effluent Elutriate Testing
SMU-7
Site 70049F
Data Summary

Parameter	Settling (hours)						
	0	1	2	3	4	8	24
Semi-volatile organic compounds (ug/L)							
1,2,4-Trichlorobenzene	NA	<50	<48	NA	<50	NA	<50
1,2-Dichlorobenzene	NA	**9.2 J**	<48	NA	**7.5 J**	NA	<50
1,3-Dichlorobenzene	NA	<50	<48	NA	<50	NA	<50
1,4-Dichlorobenzene	NA	<50	<48	NA	<50	NA	<50
2,4,5-Trichlorophenol	NA	<250	<240	NA	<250	NA	<250
2,4,6-Trichlorophenol	NA	<50	<48	NA	<50	NA	<50
2,4-Dichlorophenol	NA	<50	<48	NA	<50	NA	<50
2,4-Dimethylphenol	NA	<50	<48	NA	<50	NA	<50
2,4-Dinitrophenol	NA	<250	<240	NA	<250	NA	<250
2,4-Dinitotoluene	NA	<50	<48	NA	<50	NA	<50
2,6-Dinitotoluene	NA	<50	<48	NA	<50	NA	<50
2-Chloronaphthalene	NA	<50	<48	NA	<50	NA	<50
2-Chlorophenol	NA	<50	<48	NA	<50	NA	<50
2-Methylnaphthalene	NA	<50	<48	NA	<50	NA	<50
2-Methylphenol	NA	<50	<48	NA	<50	NA	<50
2-Nitroaniline	NA	<250	<240	NA	<250	NA	<250
2-Nitrophenol	NA	<50	<48	NA	<50	NA	<50
3,3'- Dichlorobenzidine	NA	<100	<95	NA	<100	NA	<100
3-Nitroaniline	NA	<250	<240	NA	<250	NA	<250
4,6-Dinitro-2-methylphenol	NA	<50	<48	NA	<50	NA	<50
4-Bromophenyl phenyl ether	NA	<50	<48	NA	<50	NA	<50
4-Chloro-3-methylphenol	NA	<50	<48	NA	<50	NA	<50
4-Chloroaniline	NA	<50	<48	NA	<50	NA	<50
4-Chlorophenyl phenyl ether	NA	<50	<48	NA	<50	NA	<50
4-Methylphenol	NA	<50	<48	NA	<50	NA	<50
4-Nitroaniline	NA	<250	<240	NA	<250	NA	<250
4-Nitrophenol	NA	<250	<240	NA	<250	NA	<250
Acenaphthene	NA	<50	<48	NA	<50	NA	<50
Acenaphthylene	NA	<50	<48	NA	<50	NA	<50
Anthracene	NA	<50	<48	NA	<50	NA	<50
Benzo[a]anthracene	NA	<50	<48	NA	<50	NA	<50
Benzo[a]pyrene	NA	<50	<48	NA	<50	NA	<50
Benzo[b]fluoranthene	NA	<50	<48	NA	<50	NA	<50
Benzo[g,h,i]perilene	NA	<50	<48	NA	<50	NA	<50
Benzo[k]fluoranthrene	NA	<50	<48	NA	<50	NA	<50
Benzoic acid	NA	<250	<240	NA	<250	NA	<250
Benzyl alcohol	NA	<50	<48	NA	<50	NA	<50
bis(2-Chloroethoxy)methane	NA	<50	<48	NA	<50	NA	<50
bis(2-Chloroethyl)ether	NA	<50	<48	NA	<50	NA	<50
bis(2-Chloroisopropyl)ether	NA	<50	<48	NA	<50	NA	<50
bis(2-Ethylhexal)phthalate	NA	<50	**29 J**	NA	**8.4 J**	NA	<50
Butyl benzyl phthalate	NA	<50	<48	NA	<50	NA	<50
Chrysene	NA	<50	<48	NA	<50	NA	<50
Di-n-butyl phthalate	NA	<50	<48	NA	<50	NA	<50
Di-n-octyl phthalate	NA	<50	<48	NA	<50	NA	<50
Dibenz[a,h]anthracene	NA	<50	<48	NA	<50	NA	<50
Dobenzofuran	NA	<50	<48	NA	<50	NA	<50
Diethyl phthalate	NA	<50	<48	NA	<50	NA	<50
Dimethyl phthalate	NA	<50	<48	NA	<50	NA	<50
Fluoranthene	NA	<50	<48	NA	<50	NA	<50
Fluorene	NA	<50	<48	NA	<50	NA	<50
Hexachlorobezene	NA	<50	<48	NA	<50	NA	<50
Hexachlorobutadiene	NA	<50	<48	NA	<50	NA	<50
Hexachlorocyclopentadiene	NA	<50	<48	NA	<50	NA	<50
Hexachloroethane	NA	<50	<48	NA	<50	NA	<50
Indeno[1,2,3-cd]pyrene	NA	<50	<48	NA	<50	NA	<50
Isophorone	NA	<50	<48	NA	<50	NA	<50
N-Nitroso-di--n-propylamine	NA	<50	<48	NA	<50	NA	<50
N-Nitrosodiphenylamine	NA	<50	<48	NA	<50	NA	<50
Naphthalene	NA	<50	<48	NA	<50	NA	<50
Nitrobenzene	NA	<50	<48	NA	<50	NA	<50
Pentachlorophenol	NA	<250	<240	NA	<250	NA	<250
Phenanthrene	NA	<50	<48	NA	<50	NA	<50
Phenol	NA	<50	<48	NA	<50	NA	<50
Pyrene	NA	<50	<48	NA	<50	NA	<50

Notes:
J - Analyte detected below the PQL
NA - Not analyzed
MDL used for graphing purposes
Source: O'Brien & Gere Engineers, Inc.

Table 28c

Honeywell

Phase II Pre-Design Investigation
SCA Supernatant Treatability Testing

Effluent Elutriate Testing
SMU-7
Site 70049F
Data Summary

Parameter	Settling (hours)						
	0	1	2	3	4	8	24
Polychlorinated biphenyls (ug/L)							
Aroclor 1016	NA	<1.25	<1.56	NA	<1.25	NA	<1.82
Aroclor 1221	NA	<1.25	<1.56	NA	<1.25	NA	<1.82
Aroclor 1232	NA	<1.25	<1.56	NA	<1.25	NA	<1.82
Aroclor 1242	NA	<1.25	<1.56	NA	<1.25	NA	<1.82
Aroclor 1248	NA	<1.25	<1.56	NA	<1.25	NA	<1.82
Aroclor 1254	NA	<1.25	<1.56	NA	<1.25	NA	<1.82
Aroclor 1260	NA	<1.25	<1.56	NA	<1.25	NA	<1.82
Mercury (mg/L)	<0.0002	**0.00023**	**0.00035**	NA	**0.00015**	NA	<0.0002
Total suspended solids (mg/L)	NA	NA	NA	NA	NA	NA	NA

Notes:
J - Analyte detected below the PQL
NA - Not analyzed
MDL used for graphing purposes
Source: O'Brien & Gere Engineers, Inc.

O'BRIEN & GERE

Table 29a

Honeywell

Phase II Pre-Design Investigation
SCA Supernatant Treatability Testing

Effluent Elutriate Testing
SMU-7
Site 70050
Data Summary

Parameter	Aeration (Minutes)					Settling (Hours)						
	0	15	30	45	60	0	1	2	3	4	8	24
Ammonia (mg/L)	**92**	**84**	**94**	**93**	**88**	**88**	NA	NA	NA	NA	NA	**70**
Volatile organic compounds (ug/L)												
1,1,1,2-Tetrachloroethane	<5.0	<5.0	<5.0	<5.0	<5.0	<5.0	<5.0	<5.0	NA	<5.0	NA	<0.5
1,1,1-Trichloroethane	<5.0	<5.0	<5.0	<5.0	<5.0	<5.0	<5.0	<5.0	NA	<5.0	NA	<0.5
1,1,2,2-Tetrachloroethane	<5.0	<5.0	<5.0	<5.0	<5.0	<5.0	<5.0	<5.0	NA	<5.0	NA	<0.5
1,1,2-Trichloroethane	<5.0	<5.0	<5.0	<5.0	<5.0	<5.0	<5.0	<5.0	NA	<5.0	NA	<0.5
1,1-Dichloroethane	<5.0	<5.0	<5.0	<5.0	<5.0	<5.0	<5.0	<5.0	NA	<5.0	NA	<0.5
1,1-Dichloroethene	<5.0	<5.0	<5.0	<5.0	<5.0	<5.0	<5.0	<5.0	NA	<5.0	NA	<0.5
1,1-Dichloropropene	<5.0	<5.0	<5.0	<5.0	<5.0	<5.0	<5.0	<5.0	NA	<5.0	NA	<0.5
1,2,3-Trichlorobenzene	<10.0	<10.0	<10.0	<10.0	<10.0	<10.0	<10.0	<10.0	NA	<10.0	NA	**0.10 J**
1,2,3-Trichloropropane	<5.0	<5.0	<5.0	<5.0	<5.0	<5.0	<5.0	<5.0	NA	<5.0	NA	<0.5
1,2,4-Trichlorobenzene	**1.60 J**	**1.40 J**	**1.30 J**	**1.00 J**	**1.40 J**	**1.40 J**	**1.20 J**	<10.0	NA	**1.00 J**	NA	**0.83 J**
1,2,4-Trimethylbenzene	**24.8**	**17.6**	**16.8**	**11.8**	**16.4**	**16.4**	**13.8**	**13.1**	NA	**13.1**	NA	**7.48**
1,2-Dibromo-3-chloropropane	<10.0	<10.0	<10.0	<10.0	<10.0	<10.0	<10.0	<10.0	NA	<10.0	NA	<1.0
1,2-Dibromoethane	<5.0	<5.0	<5.0	<5.0	<5.0	<5.0	<5.0	<5.0	NA	<5.0	NA	<0.5
1,2-Dichlorobenzene	**26.1**	**18.8**	**17.9**	**13.4**	**18.2**	**18.2**	**17.3**	**15.7**	NA	**15.9**	NA	**8.5**
1,2-Dichloroethane	<5.0	<5.0	<5.0	<5.0	<5.0	<5.0	<5.0	<5.0	NA	<5.0	NA	<0.5
1,2-Dichloropropane	<5.0	<5.0	<5.0	<5.0	<5.0	<5.0	<5.0	<5.0	NA	<5.0	NA	<0.5
1,3,5-Trimethylbenzene	**15.4**	**11.7**	**10.9**	**7.7**	**10**	**10**	**8.8**	**8.2**	NA	**8.1**	NA	**5.3**
1,3-Dichlorobenzene	**6.07**	**4.90 J**	**4.80 J**	**3.70 J**	**4.80 J**	**4.80 J**	**4.00 J**	**3.90 J**	NA	**4.20 J**	NA	**2.21**
1,3-Dichloropropane	<5.0	<5.0	<5.0	<5.0	<5.0	<5.0	<5.0	<5.0	NA	<5.0	NA	<0.5
1,4-Dichlorobenzene	**58.1**	**43.2**	**41.2**	**30.7**	**40.7**	**40.7**	**36.2**	**33.3**	NA	**34.1**	NA	**18.9**
2,2-Dichloropropane	<5.0	<5.0	<5.0	<5.0	<5.0	<5.0	<5.0	<5.0	NA	<5.0	NA	<0.5
2-Chlorotoluene	<5.0	<5.0	<5.0	<5.0	<5.0	<5.0	<5.0	<5.0	NA	<5.0	NA	<0.5
4-Chlorotoluene	<5.0	<5.0	<5.0	<5.0	<5.0	<5.0	<5.0	<5.0	NA	<5.0	NA	<0.5
Benzene	**16.4**	**6.9**	**2.80 J**	<5.0	<5.0	<5.0	<5.0	<5.0	NA	<5.0	NA	**0.26 J**
Bromobenzene	<5.0	<5.0	<5.0	<5.0	<5.0	<5.0	<5.0	<5.0	NA	<5.0	NA	<0.5
Bromochloromethane	<5.0	<5.0	<5.0	<5.0	<5.0	<5.0	<5.0	<5.0	NA	<5.0	NA	<0.5
Bromodichloromethane	<5.0	<5.0	<5.0	<5.0	<5.0	<5.0	<5.0	<5.0	NA	<5.0	NA	<0.5
Bromoform	<5.0	<5.0	<5.0	<5.0	<5.0	<5.0	<5.0	<5.0	NA	<5.0	NA	<0.5
Bromomethane	<10.0	<10.0	<10.0	<10.0	<10.0	<10.0	<10.0	<10.0	NA	<10.0	NA	<1.0
Carbon tetrachloride	<5.0	<5.0	<5.0	<5.0	<5.0	<5.0	<5.0	<5.0	NA	<5.0	NA	<0.5
Chlorobenzene	**73.2**	**45.7**	**32.8**	**17.1**	**19.1**	**19.1**	**16.5**	**15.9**	NA	**16.7**	NA	**9.1**
Chloroethane	<10.0	<10.0	<10.0	<10.0	<10.0	<10.0	<10.0	<10.0	NA	<10.0	NA	<1.0
Chloroform	<5.0	<5.0	<5.0	<5.0	<5.0	<5.0	<5.0	<5.0	NA	<5.0	NA	<0.5
Chloromethane	<10.0	<10.0	<10.0	<10.0	<10.0	<10.0	<10.0	<10.0	NA	<10.0	NA	<1.0
cis-1,2-Dichloroethene	<5.0	<5.0	<5.0	<5.0	<5.0	<5.0	<5.0	<5.0	NA	<5.0	NA	<0.5
cis-1,3-Dichloropropene	<5.0	<5.0	<5.0	<5.0	<5.0	<5.0	<5.0	<5.0	NA	<5.0	NA	<0.5
Dibromochloromethane	<5.0	<5.0	<5.0	<5.0	<5.0	<5.0	<5.0	<5.0	NA	<5.0	NA	<0.5
Dibromomethane	<5.0	<5.0	<5.0	<5.0	<5.0	<5.0	<5.0	<5.0	NA	<5.0	NA	<0.5
Dichlorodifluoromethane	<10.0	<10.0	<10.0	<10.0	<10.0	<10.0	<10.0	<10.0	NA	<10.0	NA	<1.0
Ethylbenzene	**9.9**	**6.5**	**6.5**	**3.10 J**	**3.40 J**	**3.40 J**	**3.10 J**	**2.90 J**	NA	**3.00 J**	NA	**1.74**
Hexachlorobutadiene	<10.0	<10.0	<10.0	<10.0	<10.0	<10.0	<10.0	<10.0	NA	<10.0	NA	<1.0
Isopropylbenzene	**7.8**	**5.7**	**5.7**	**3.50 J**	**4.30 J**	**4.30 J**	**3.80 J**	**3.70 J**	NA	**3.40 J**	NA	**2.36**
Methyl tert-butyl ether	<5.0	<5.0	<5.0	<5.0	<5.0	<5.0	<5.0	<5.0	NA	<5.0	NA	<0.5
Methylene chloride	**1.40 J**	**1.10 J**	**1.10 J**	**1.50 J**	**2.50 J**	**2.50 J**	**2.80 J**	**2.50 J**	NA	**1.06 J**	NA	**0.61 J**
n- Butylbenzene	**2.10 J**	**2.10 J**	**2.10 J**	**2.10 J**	**2.10 J**	**2.10 J**	**2.00 J**	**2.00 J**	NA	**2.00 J**	NA	**0.23 J**
n- Propylbenzene	<5.0	<5.0	<5.0	<5.0	<5.0	<5.0	<5.0	<5.0	NA	<5.0	NA	**0.31 J**
Naphthalene	**260**	**186**	**186**	**150**	**220**	**220**	**203**	**187**	NA	**190**	NA	**3.13**
p- Isopropyltoluene	**2.10 J**	**1.90 J**	**1.90 J**	**1.30 J**	**1.70 J**	**1.70 J**	**1.40 J**	**1.40 J**	NA	**1.30 J**	NA	**0.81 J**
sec- Butylbenzene	**14.6**	**11.9**	**11.9**	**9.1**	**11**	**11**	**8.9**	**8.9**	NA	**8.9**	NA	**5.99**
Styrene	<5.0	<5.0	<5.0	<5.0	<5.0	<5.0	<5.0	<5.0	NA	<5.0	NA	<0.5
tert- Butylbenzene	**1.50 J**	**1.20 J**	**1.20 J**	<5.0	**1.10 J**	**1.10 J**	<5.0	<5.0	NA	<5.0	NA	**0.6**
Tetrachloroethene	<5.0	<5.0	<5.0	<5.0	<5.0	<5.0	<5.0	<5.0	NA	<5.0	NA	<0.5
Toluene	**19**	**10.5**	**10.5**	**2.60 J**	**2.60 J**	**2.60 J**	**2.20 J**	**2.10 J**	NA	**2.20 J**	NA	**0.98**
trans-1,2-Dichloroethene	<5.0	<5.0	<5.0	<5.0	<5.0	<5.0	<5.0	<5.0	NA	<5.0	NA	<0.5
trans-1,3-Dichloropropene	<5.0	<5.0	<5.0	<5.0	<5.0	<5.0	<5.0	<5.0	NA	<5.0	NA	<0.5
Trichloroethene	<5.0	<5.0	<5.0	<5.0	<5.0	<5.0	<5.0	<5.0	NA	<5.0	NA	<0.5
Trichlorofluoromethane	<10.0	<10.0	<10.0	<10.0	<10.0	<10.0	<10.0	<10.0	NA	<10.0	NA	<1.0
Vinyl chloride	<10.0	<10.0	<10.0	<10.0	<10.0	<10.0	<10.0	<10.0	NA	<10.0	NA	<1.0
Xylenes (total)	**81.8**	**54.7**	**54.7**	**25.8**	**31.5**	**31.5**	**27.9**	**26.4**	NA	**26.7**	NA	**16.5**

Notes:
J - Analyte detected below the PQL
NA - Not analyzed
MDL used for graphing purposes
Source: O'Brien & Gere Engineers, Inc.

O'BRIEN & GERE

Table 29b

Honeywell
Phase II Pre-Design Investigation
SCA Supernatant Treatability Testing

Effluent Elutriate Testing
SMU-7
Site 70050
Data Summary

Parameter	Settling (hours)						
	0	1	2	3	4	8	24
Semi-volatile organic compounds (ug/L)							
1,2,4-Trichlorobenzene	<2000	<43	<42	NA	<62	NA	<40
1,2-Dichlorobenzene	<2000	**5.4 J**	**5.2 J**	NA	**8.2 J**	NA	**4.3 J**
1,3-Dichlorobenzene	<2000	<43	<42	NA	<62	NA	<40
1,4-Dichlorobenzene	<2000	<43	<42	NA	<62	NA	<40
2,4,5-Trichlorophenol	<10000	<220	<210	NA	<310	NA	<200
2,4,6-Trichlorophenol	<2000	<43	<42	NA	<62	NA	<40
2,4-Dichlorophenol	<2000	<43	<42	NA	<62	NA	<40
2,4-Dimethylphenol	<2000	<43	<42	NA	<62	NA	<40
2,4-Dinitrophenol	<10000	<220	<210	NA	<310	NA	<200
2,4-Dinitotoluene	<2000	<43	<42	NA	<62	NA	<40
2,6-Dinitotoluene	<2000	<43	<42	NA	<62	NA	<40
2-Chloronaphthalene	<2000	<43	<42	NA	<62	NA	<40
2-Chlorophenol	<2000	<43	<42	NA	<62	NA	<40
2-Methylnaphthalene	**320 J**	<43	<42	NA	<62	NA	<40
2-Methylphenol	<2000	<43	<42	NA	<62	NA	<40
2-Nitroaniline	<10000	<220	<210	NA	<310	NA	<200
2-Nitrophenol	<2000	<43	<42	NA	<62	NA	<40
3,3'- Dichlorobenzidine	<4000	<87	<83	NA	<120	NA	<80
3-Nitroaniline	<10000	<220	<210	NA	<310	NA	<200
4,6-Dinitro-2-methylphenol	<2000	<43	<42	NA	<62	NA	<40
4-Bromophenyl phenyl ether	<2000	<43	<42	NA	<62	NA	<40
4-Chloro-3-methylphenol	<2000	<43	<42	NA	<62	NA	<40
4-Chloroaniline	<2000	<43	<42	NA	<62	NA	<40
4-Chlorophenyl phenyl ether	<2000	<43	<42	NA	<62	NA	<40
4-Methylphenol	<2000	<43	<42	NA	<62	NA	<40
4-Nitroaniline	<10000	<220	<210	NA	<310	NA	<200
4-Nitrophenol	<10000	<220	<210	NA	<310	NA	<200
Acenaphthene	<2000	<43	<42	NA	<62	NA	<40
Acenaphthylene	<2000	<43	<42	NA	<62	NA	<40
Anthracene	<2000	<43	<42	NA	<62	NA	<40
Benzo[a]anthracene	<2000	<43	<42	NA	<62	NA	<40
Benzo[a]pyrene	<2000	<43	<42	NA	<62	NA	<40
Benzo[b]fluoranthene	<2000	<43	<42	NA	<62	NA	<40
Benzo[g,h,i]perilene	<2000	<43	<42	NA	<62	NA	<40
Benzo[k]fluoranthrene	<2000	<43	<42	NA	<62	NA	<40
Benzoic acid	<10000	<220	<210	NA	<310	NA	<200
Benzyl alcohol	<2000	<43	<42	NA	<62	NA	<40
bis(2-Chloroethoxy)methane	<2000	<43	<42	NA	<62	NA	<40
bis(2-Chloroethyl)ether	<2000	<43	<42	NA	<62	NA	<40
bis(2-Chloroisopropyl)ether	<2000	<43	<42	NA	<62	NA	<40
bis(2-Ethylhexal)phthalate	**350 J**	**11 J**	<42	NA	<62	NA	<40
Butyl benzyl phthalate	<2000	<43	<42	NA	<62	NA	<40
Chrysene	<2000	<43	<42	NA	<62	NA	<40
Di-n-butyl phthalate	<2000	<43	<42	NA	<62	NA	<40
Di-n-octyl phthalate	<2000	<43	<42	NA	<62	NA	<40
Dibenz[a,h]anthracene	<2000	<43	<42	NA	<62	NA	<40
Dobenzofuran	<2000	<43	<42	NA	<62	NA	<40
Diethyl phthalate	<2000	<43	<42	NA	<62	NA	<40
Dimethyl phthalate	<2000	<43	<42	NA	<62	NA	<40
Fluoranthene	**420 J**	**8.8 J**	<42	NA	<62	NA	<40
Fluorene	<2000	<43	<42	NA	<62	NA	<40
Hexachlorobezene	<2000	<43	<42	NA	<62	NA	<40
Hexachlorobutadiene	<2000	<43	<42	NA	<62	NA	<40
Hexachlorocyclopentadiene	<2000	<43	<42	NA	<62	NA	<40
Hexachloroethane	<2000	<43	<42	NA	<62	NA	<40
Indeno[1,2,3-cd]pyrene	<2000	<43	<42	NA	<62	NA	<40
Isophorone	<2000	<43	<42	NA	<62	NA	<40
N-Nitroso-di--n-propylamine	<2000	<43	<42	NA	<62	NA	<40
N-Nitrosodiphenylamine	<2000	<43	<42	NA	<62	NA	<40
Naphthalene	**1600 J**	<43	<42	NA	<62	NA	<40
Nitrobenzene	<2000	<43	<42	NA	<62	NA	<40
Pentachlorophenol	<10000	<220	<210	NA	<310	NA	<200
Phenanthrene	**550 J**	**13 J**	<42	NA	<62	NA	<40
Phenol	<2000	<43	<42	NA	<62	NA	<40
Pyrene	**380 J**	**8.2 J**	<42	NA	<62	NA	<40

Notes:
J - Analyte detected below the PQL
NA - Not analyzed
MDL used for graphing purposes
Source: O'Brien & Gere Engineers, Inc.

O'BRIEN & GERE

Table 29c

Honeywell

Phase II Pre-Design Investigation
SCA Supernatant Treatability Testing

Effluent Elutriate Testing
SMU-7
Site 70050
Data Summary

Parameter	Settling (hours)						
	0	1	2	3	4	8	24
Polychlorinated biphenyls (ug/L)							
Aroclor 1016	<5.56	<1.11	<1.25	NA	<1.43	NA	<1.25
Aroclor 1221	<5.56	<1.11	<1.25	NA	<1.43	NA	<1.25
Aroclor 1232	<5.56	<1.11	<1.25	NA	<1.43	NA	<1.25
Aroclor 1242	<5.56	<1.11	<1.25	NA	<1.43	NA	<1.25
Aroclor 1248	**28.2**	**1.55**	**0.398 J**	NA	<1.43	NA	<1.25
Aroclor 1254	<5.56	<1.11	<1.25	NA	<1.43	NA	<1.25
Aroclor 1260	**9.43**	**0.569 J**	**0.304 J**	NA	**0.842 J**	NA	<1.25
Mercury (ng/L)	**1200000**	**2700**	**1600**	NA	**900**	NA	**1500**
Mercury (1631E) (ng/L)	NA	NA	NA	NA	NA	NA	**750**
Methyl Mercury	NA	NA	NA	NA	NA	NA	**1.61**
Total suspended solids (mg/L)	**71000**	**120**	**66**	NA	**39**	NA	**58**

Notes:
J - Analyte detected below the PQL
NA - Not analyzed
MDL used for graphing purposes
Source: O'Brien & Gere Engineers, Inc.

O'BRIEN & GERE

Table 30a

Honeywell

Phase II Pre-Design Investigation
SCA Supernatant Treatability Testing

Effluent Elutriate Testing
SMU-7
Site 70050F
Data Summary

Parameter	Aeration (Minutes)					Settling (Hours)						
	0	15	30	45	60	0	1	2	3	4	8	24
Ammonia (mg/L)	**64**	**NA**	**64**	**NA**	**76**	**76**	NA	NA	NA	NA	NA	**69**
Volatile organic compounds (ug/L)												
1,1,1,2-Tetrachloroethane	<2.5	NA	<2.5	NA	<2.5	<2.5	<5.0	<0.5	NA	<5.0	NA	<0.5
1,1,1-Trichloroethane	<2.5	NA	<2.5	NA	<2.5	<2.5	<5.0	<0.5	NA	<5.0	NA	<0.5
1,1,2,2-Tetrachloroethane	<2.5	NA	<2.5	NA	<2.5	<2.5	<5.0	<0.5	NA	<5.0	NA	<0.5
1,1,2-Trichloroethane	<2.5	NA	<2.5	NA	<2.5	<2.5	<5.0	<0.5	NA	<5.0	NA	<0.5
1,1-Dichloroethane	<2.5	NA	<2.5	NA	<2.5	<2.5	<5.0	<0.5	NA	<5.0	NA	<0.5
1,1-Dichloroethene	<2.5	NA	<2.5	NA	<2.5	<2.5	<5.0	<0.5	NA	<5.0	NA	<0.5
1,1-Dichloropropene	<2.5	NA	<2.5	NA	<2.5	<2.5	<5.0	<0.5	NA	<5.0	NA	<0.5
1,2,3-Trichlorobenzene	<5.0	NA	<5.0	NA	<5.0	<5.0	<10.0	<1.0	NA	<10.0	NA	<1.0
1,2,3-Trichloropropane	<2.5	NA	<2.5	NA	<2.5	<2.5	<5.0	<0.5	NA	<5.0	NA	<0.5
1,2,4-Trichlorobenzene	<5.0	NA	<5.0	NA	<5.0	<5.0	<10.0	**0.81 J**	NA	**1.20 J**	NA	<1.0
1,2,4-Trimethylbenzene	**3.45**	NA	**1.30 J**	NA	**6.0**	**6.0**	**7.5**	**8.22**	NA	**9.4**	NA	**1.16**
1,2-Dibromo-3-chloropropane	<5.0	NA	<5.0	NA	<5.0	<5.0	<10.0	<1.0	NA	<10.0	NA	<1.0
1,2-Dibromoethane	<2.5	NA	<2.5	NA	<2.5	<2.5	<5.0	<0.5	NA	<5.0	NA	<0.5
1,2-Dichlorobenzene	**4.55**	NA	**2.35 J**	NA	**3.7**	**3.7**	**10.6**	**10.2**	NA	**12.9**	NA	**1.45**
1,2-Dichloroethane	<2.5	NA	<2.5	NA	<2.5	<2.5	<5.0	<0.5	NA	<5.0	NA	<0.5
1,2-Dichloropropane	<2.5	NA	<2.5	NA	<2.5	<2.5	<5.0	<0.5	NA	<5.0	NA	<0.5
1,3,5-Trimethylbenzene	**2.30 J**	NA	**0.85 J**	NA	**4.35**	**4.35**	**4.60 J**	**6.71**	NA	**6.9**	NA	**1.09**
1,3-Dichlorobenzene	**0.85 J**	NA	<2.5	NA	<2.5	<2.5	**2.40 J**	**2.62**	NA	**3.00 J**	NA	**0.35 J**
1,3-Dichloropropane	<2.5	NA	<2.5	NA	<2.5	<2.5	<5.0	<0.5	NA	<5.0	NA	<0.5
1,4-Dichlorobenzene	**6.95**	NA	**3.2**	NA	**2.8**	**2.8**	**21.8**	**22.8**	NA	**29**	NA	**2.54**
2,2-Dichloropropane	<2.5	NA	<2.5	NA	<2.5	<2.5	<5.0	<0.5	NA	<5.0	NA	<0.5
2-Chlorotoluene	<2.5	NA	<2.5	NA	<2.5	<2.5	<5.0	<0.5	NA	<5.0	NA	<0.5
4-Chlorotoluene	<2.5	NA	<2.5	NA	<2.5	<2.5	<5.0	<0.5	NA	<5.0	NA	<0.5
Benzene	**1.50 J**	NA	<2.5	NA	<2.5	<2.5	<5.0	**0.22 J**	NA	<5.0	NA	<0.5
Bromobenzene	<2.5	NA	<2.5	NA	<2.5	<2.5	<5.0	<0.5	NA	<5.0	NA	<0.5
Bromochloromethane	<2.5	NA	<2.5	NA	<2.5	<2.5	<5.0	<0.5	NA	<5.0	NA	<0.5
Bromodichloromethane	<2.5	NA	<2.5	NA	<2.5	<2.5	<5.0	<0.5	NA	<5.0	NA	<0.5
Bromoform	<2.5	NA	<2.5	NA	<2.5	<2.5	<5.0	<0.5	NA	<5.0	NA	<0.5
Bromomethane	<5.0	NA	<5.0	NA	<5.0	<5.0	<10.0	<1.0	NA	<10.0	NA	<1.0
Carbon tetrachloride	<2.5	NA	<2.5	NA	<2.5	<2.5	<5.0	<0.5	NA	<5.0	NA	<0.5
Chlorobenzene	**8.3**	NA	**3.05**	NA	**3.25**	**3.25**	**10.3**	**9.36**	NA	**13.1**	NA	**1.73**
Chloroethane	<5.0	NA	<5.0	NA	<5.0	<5.0	<10.0	<1.0	NA	<10.0	NA	<1.0
Chloroform	<2.5	NA	**0.85 J**	NA	<2.5	<2.5	<5.0	<0.5	NA	<5.0	NA	<0.5
Chloromethane	<5.0	NA	<5.0	NA	<5.0	<5.0	<10.0	<1.0	NA	<10.0	NA	<1.0
cis-1,2-Dichloroethene	<2.5	NA	<2.5	NA	<2.5	<2.5	<5.0	<0.5	NA	<5.0	NA	<0.5
cis-1,3-Dichloropropene	<2.5	NA	<2.5	NA	<2.5	<2.5	<5.0	<0.5	NA	<5.0	NA	<0.5
Dibromochloromethane	<2.5	NA	<2.5	NA	<2.5	<2.5	<5.0	<0.5	NA	<5.0	NA	<0.5
Dibromomethane	<2.5	NA	<2.5	NA	<2.5	<2.5	<5.0	<0.5	NA	<5.0	NA	<0.5
Dichlorodifluoromethane	<5.0	NA	<5.0	NA	<5.0	<5.0	<10.0	<1.0	NA	<10.0	NA	<1.0
Ethylbenzene	**1.20 J**	NA	**0.55 J**	NA	**0.90 J**	**0.90 J**	**1.90 J**	**1.72**	NA	**2.20 J**	NA	**0.49 J**
Hexachlorobutadiene	<5.0	NA	<5.0	NA	<5.0	<5.0	<10.0	<1.0	NA	<10.0	NA	<1.0
Isopropylbenzene	**1.05 J**	NA	<2.5	NA	**1.75 J**	**1.75 J**	**2.10 J**	**2.44**	NA	**2.60 J**	NA	**0.51**
Methyl tert-butyl ether	<2.5	NA	<2.5	NA	<2.5	<2.5	<5.0	<0.5	NA	<5.0	NA	<0.5
Methylene chloride	**0.80 J**	NA	**0.55 J**	NA	**1.20 J**	**1.20 J**	**2.10 J**	**1.19 J**	NA	**2.30 J**	NA	**20.4**
n- Butylbenzene	**0.90 J**	NA	**0.85 J**	NA	<2.5	<2.5	**1.90 J**	<0.5	NA	**1.90 J**	NA	<0.5
n- Propylbenzene	<2.5	NA	<2.5	NA	<2.5	<2.5	<5.0	**0.32 J**	NA	<5.0	NA	<0.5
Naphthalene	**40.8**	NA	**15.8**	NA	**77.2**	**77.2**	**108**	<1.0	NA	<10.0	NA	**0.21 J**
p- Isopropyltoluene	<2.5	NA	<2.5	NA	**0.50 J**	**0.50 J**	<5.0	**1.04**	NA	**1.00 J**	NA	**0.17 J**
sec- Butylbenzene	**2.6**	NA	**0.85 J**	NA	**3.65**	**3.65**	**4.7**	**6.34**	NA	**6.6**	NA	**1.07**
Styrene	<2.5	NA	<2.5	NA	<2.5	<2.5	<5.0	<0.5	NA	<5.0	NA	**0.83**
tert- Butylbenzene	<2.5	NA	<2.5	NA	**0.55 J**	**0.55 J**	<5.0	**0.61**	NA	<5.0	NA	**0.16 J**
Tetrachloroethene	<2.5	NA	<2.5	NA	<2.5	<2.5	<5.0	<0.5	NA	<5.0	NA	<0.5
Toluene	**1.95 J**	NA	**0.75 J**	NA	**1.15 J**	**1.15 J**	**1.30 J**	**0.83**	NA	**1.50 J**	NA	**0.33 J**
trans-1,2-Dichloroethene	<2.5	NA	<2.5	NA	<2.5	<2.5	<5.0	<0.5	NA	<5.0	NA	<0.5
trans-1,3-Dichloropropene	<2.5	NA	<2.5	NA	<2.5	<2.5	<5.0	<0.5	NA	<5.0	NA	<0.5
Trichloroethene	<2.5	NA	<2.5	NA	<2.5	<2.5	<5.0	<0.5	NA	<5.0	NA	<0.5
Trichlorofluoromethane	<5.0	NA	<5.0	NA	<5.0	<5.0	<10.0	<1.0	NA	<10.0	NA	<1.0
Vinyl chloride	<5.0	NA	<5.0	NA	<5.0	<5.0	<10.0	<1.0	NA	<10.0	NA	<1.0
Xylenes (total)	**9.15**	NA	**3.05 J**	NA	**9.85**	**9.85**	**15.9**	**15.2**	NA	**18.2**	NA	**2.47**

Notes:
J - Analyte detected below the PQL
NA - Not analyzed
MDL used for graphing purposes
Source: O'Brien & Gere Engineers, Inc.

O'BRIEN & GERE

Table 30b

Honeywell

Phase II Pre-Design Investigation
SCA Supernatant Treatability Testing

Effluent Elutriate Testing
SMU-7
Site 70050F
Data Summary

Parameter	Settling (hours)						
	0	1	2	3	4	8	24
Semi-volatile organic compounds (ug/L)							
1,2,4-Trichlorobenzene	<62	<48	<40	NA	<40	NA	<50
1,2-Dichlorobenzene	<62	**5.1 J**	**4.9 J**	NA	**6.8 J**	NA	<50
1,3-Dichlorobenzene	<62	<48	<40	NA	<40	NA	<50
1,4-Dichlorobenzene	<62	<48	<40	NA	<40	NA	<50
2,4,5-Trichlorophenol	<310	<240	<200	NA	<200	NA	<250
2,4,6-Trichlorophenol	<62	<48	<40	NA	<40	NA	<50
2,4-Dichlorophenol	<62	<48	<40	NA	<40	NA	<50
2,4-Dimethylphenol	<62	<48	<40	NA	<40	NA	<50
2,4-Dinitrophenol	<310	<240	<200	NA	<200	NA	<250
2,4-Dinitotoluene	<62	<48	<40	NA	<40	NA	<50
2,6-Dinitotoluene	<62	<48	<40	NA	<40	NA	<50
2-Chloronaphthalene	<62	<48	<40	NA	<40	NA	<50
2-Chlorophenol	<62	<48	<40	NA	<40	NA	<50
2-Methylnaphthalene	<62	<48	<40	NA	<40	NA	<50
2-Methylphenol	<62	<48	<40	NA	<40	NA	<50
2-Nitroaniline	<310	<240	<200	NA	<200	NA	<250
2-Nitrophenol	<62	<48	<40	NA	<40	NA	<50
3,3'- Dichlorobenzidine	<120	<95	<80	NA	<80	NA	<100
3-Nitroaniline	<310	<240	<200	NA	<200	NA	<250
4,6-Dinitro-2-methylphenol	<62	<48	<40	NA	<40	NA	<50
4-Bromophenyl phenyl ether	<62	<48	<40	NA	<40	NA	<50
4-Chloro-3-methylphenol	<62	<48	<40	NA	<40	NA	<50
4-Chloroaniline	<62	<48	<40	NA	<40	NA	<50
4-Chlorophenyl phenyl ether	<62	<48	<40	NA	<40	NA	<50
4-Methylphenol	<62	<48	<40	NA	<40	NA	<50
4-Nitroaniline	<310	<240	<200	NA	<200	NA	<250
4-Nitrophenol	<310	<240	<200	NA	<200	NA	<250
Acenaphthene	<62	<48	<40	NA	<40	NA	<50
Acenaphthylene	<62	<48	<40	NA	<40	NA	<50
Anthracene	<62	<48	<40	NA	<40	NA	<50
Benzo[a]anthracene	<62	<48	<40	NA	<40	NA	<50
Benzo[a]pyrene	<62	<48	<40	NA	<40	NA	<50
Benzo[b]fluoranthene	<62	<48	<40	NA	<40	NA	<50
Benzo[g,h,i]perilene	<62	<48	<40	NA	<40	NA	<50
Benzo[k]fluoranthrene	<62	<48	<40	NA	<40	NA	<50
Benzoic acid	**38 J**	<240	<200	NA	<200	NA	<250
Benzyl alcohol	<62	<48	<40	NA	<40	NA	<50
bis(2-Chloroethoxy)methane	<62	<48	<40	NA	<40	NA	<50
bis(2-Chloroethyl)ether	<62	<48	<40	NA	<40	NA	<50
bis(2-Chloroisopropyl)ether	<62	<48	<40	NA	<40	NA	<50
bis(2-Ethylhexal)phthalate	<62	<48	<40	NA	<40	NA	<50
Butyl benzyl phthalate	<62	<48	<40	NA	<40	NA	<50
Chrysene	<62	<48	<40	NA	<40	NA	<50
Di-n-butyl phthalate	<62	<48	<40	NA	<40	NA	<50
Di-n-octyl phthalate	<62	<48	<40	NA	<40	NA	<50
Dibenz[a,h]anthracene	<62	<48	<40	NA	<40	NA	<50
Dobenzofuran	<62	<48	<40	NA	<40	NA	<50
Diethyl phthalate	<62	<48	<40	NA	<40	NA	<50
Dimethyl phthalate	<62	<48	<40	NA	<40	NA	<50
Fluoranthene	<62	<48	<40	NA	<40	NA	<50
Fluorene	<62	<48	<40	NA	<40	NA	<50
Hexachlorobezene	<62	<48	<40	NA	<40	NA	<50
Hexachlorobutadiene	<62	<48	<40	NA	<40	NA	<50
Hexachlorocyclopentadiene	<62	<48	<40	NA	<40	NA	<50
Hexachloroethane	<62	<48	<40	NA	<40	NA	<50
Indeno[1,2,3-cd]pyrene	<62	<48	<40	NA	<40	NA	<50
Isophorone	<62	<48	<40	NA	<40	NA	<50
N-Nitroso-di--n-propylamine	<62	<48	<40	NA	<40	NA	<50
N-Nitrosodiphenylamine	<62	<48	<40	NA	<40	NA	<50
Naphthalene	**57 J**	<48	<40	NA	<40	NA	<50
Nitrobenzene	<62	<48	<40	NA	<40	NA	<50
Pentachlorophenol	<310	<240	<200	NA	<200	NA	<250
Phenanthrene	<62	<48	<40	NA	<40	NA	<50
Phenol	<62	<48	<40	NA	<40	NA	<50
Pyrene	<62	<48	<40	NA	<40	NA	<50

Notes:
J - Analyte detected below the PQL
NA - Not analyzed
MDL used for graphing purposes
Source: O'Brien & Gere Engineers, Inc.

Table 30c

Honeywell
Phase II Pre-Design Investigation
SCA Supernatant Treatability Testing

Effluent Elutriate Testing
SMU-7
Site 70050F
Data Summary

Parameter	Settling (hours)						
	0	1	2	3	4	8	24
Polychlorinated biphenyls (ug/L)							
Aroclor 1016	<2.50	<1.11	<1.43	NA	<1.43	NA	<1.39
Aroclor 1221	<2.50	<1.11	<1.43	NA	<1.43	NA	<1.39
Aroclor 1232	<2.50	<1.11	<1.43	NA	<1.43	NA	<1.39
Aroclor 1242	<2.50	<1.11	<1.43	NA	<1.43	NA	<1.39
Aroclor 1248	<2.50	<1.11	<1.43	NA	<1.43	NA	<1.39
Aroclor 1254	<2.50	<1.11	<1.43	NA	<1.43	NA	<1.39
Aroclor 1260	<2.50	<1.11	<1.43	NA	<1.43	NA	<1.39
Mercury (mg/L)	<0.00020	**0.00011 J**	**0.000088 J**	NA	**0.000086 J**	NA	**0.0002**
Total suspended solids (mg/L)	NA	NA	NA	NA	NA	NA	NA

Notes:
J - Analyte detected below the PQL
NA - Not analyzed
MDL used for graphing purposes
Source: O'Brien & Gere Engineers, Inc.

O'BRIEN & GERE

Table 31

Honeywell, Inc.
Phase II Pre-Design Investigation
SCA Supernatant Treatability Testing
EET Testing

pH Data Summary

SMU	Sample	Aeration Time (min)					Time (hr)					
		pH (S.U.)					pH (S.U.)					
		0	15	30	45	60	1	2	3	4	8	24
SMU 1A	10114	NR	11.80	11.69	11.70	11.84	11.56	11.76	11.51	10.25	11.49	9.67
	10115	11.59	11.73	11.77	11.72	11.75	11.49	11.68	11.54	11.45	11.56	10.85
	10116	11.27	11.51	11.47	11.20	11.53	11.37	11.46	11.28	11.33	11.25	9.95
SMU 1B	10117	11.85	12.07	12.70	12.07	12.11	11.86	12.08	11.97	11.92	11.91	11.50
	10118	11.80	12.23	12.27	12.17	12.18	12.12	12.17	12.05	12.03	12.07	11.79
	10119	11.75	11.83	11.65	12.09	12.18	NR	NR	NR	NR	NR	11.70
SMU 4	40061	8.27	8.34	8.40	8.47	8.16	NR	NR	NR	NR	NR	8.05
	40062	8.41	8.42	8.46	8.48	8.51	NR	NR	NR	NR	NR	7.32
	40063	7.42	7.46	8.55	7.51	7.53	NR	NR	NR	NR	NR	7.67
SMU 6	60098	7.64	7.92	7.94	7.98	8.14	NR	NR	NR	NR	NR	8.07
	60099	7.11	7.50	7.65	7.78	7.88	NR	NR	NR	NR	NR	7.97
	60100	7.44	7.70	7.88	7.98	8.02	NR	NR	NR	NR	NR	8.16
SMU 7	70048	7.28	7.68	7.91	8.22	7.81	NR	NR	NR	NR	NR	7.89
	70049	7.29	7.49	7.74	7.80	7.92	NR	NR	NR	NR	NR	8.02
	70050	7.50	7.75	8.03	8.09	8.23	NR	NR	NR	NR	NR	8.10

NR - not recorded

Source: O'Brien & Gere Engineers, Inc.

O'BRIEN & GERE

Table 32

Honeywell, Inc.
Phase II Pre-Design Investigation
SCA Supernatant Treatability Testing
EET Testing

Dissolved Oxygen Data Summary

Sample	Aeration Time (min)					Settling Time (hr)				
	DO (mg/L)					DO (mg/L)				
	0	15	30	45	1	1	2	3	4	8
10114	NR	8.5	9.1	10.1	9.0	9.8	8.8	7.5	7.5	6.8
10115	10.5	8.5	9.3	10.1	9.5	9.8	9.0	8.8	9.0	7.0
10116	8.0	8.4	8.8	9.8	8.8	8.5	9.0	9.5	8.5	7.3
10117	7.8	8.7	10.1	10.0	9.4	10.2	9.1	8.4	8.4	7.8
10118	8.5	9.1	11.0	10.5	10.2	11.0	10.1	10.0	9.0	9.6
10119	12.0	14.0	12.2	12.5	12.5	NR	NR	NR	NR	NR
40061	11.2	12.2	12.4	8.3	12.4	NR	NR	NR	NR	NR
40062	7.0	11.8	11.4	10.0	11.2	NR	NR	NR	NR	NR
40063	9.2	11.2	11.4	10.4	10.2	NR	NR	NR	NR	NR
60098	10.6	12.4	8.4	11.0	11.2	NR	NR	NR	NR	NR
60099	5.5	2.5	2.7	2.3	2.0	NR	NR	NR	NR	NR
60100	10.0	7.6	10.8	10.0	9.2	NR	NR	NR	NR	NR
70048	7.2	9.6	11.2	10.8	10.0	NR	NR	NR	NR	NR
70049	2.0	1.2	2.1	2.0	2.0	NR	NR	NR	NR	NR
70050	1.5	2.0	3.4	3.5	3.5	NR	NR	NR	NR	NR

NR - not recorded

Source: O'Brien & Gere Engineers, Inc.

O'BRIEN & GERE

Table 33

Honeywell, Inc.
Phase II Pre-Design investigation
SCA Supernatant Treatability Testing
EET Testing

High Resolution Mercury (1631E) and
Methyl Mercury (EPA 1630)
Subsequent to 24 hours of Settling

Sample (24hr)	Hg (ng/L)	Me-Hg (ng/L)
10114	NA	NA
10115	160	1.3
10116	20.7	0.509
10117	125	2.96
10118	2890	1.97
10119	18100	34.0
40061	53.9	0.19
40062	7230	5.72
40063	718	0.589
60098	49.6	0.208
60099	417	1.51
60100	31.8	0.06
70048	466	1.57
70049	1930	4.4
70050	750	1.61

Source: O'Brien & Gere Engineers, Inc.

Table 34

Honeywell, Inc.
Phase II Pre-Design Investigation
SCA Supernatant Treatability Testing
EET Testing

Dissolved Oxygen Data Summary (48 Hours - 1 Month)

Date	SMU 1	SMU 4	SMU 6	SMU 7
	DO (mg/L)			
11/31/06 (48 hour)	7.8			
12/1/2006 (48 hour)		7.2		
12/2/2006 (48 hour)			7.9	8.3
12/03/06	7.8	8	7.8	8.2
12/04/06	5.4	6.4	5.6	5.3
12/05/06	5	4	5	5.3
12/06/06	4.8	4.4	4.9	5.3
12/07/06	4.2	4.6	5.4	4.9
12/08/06	3.8	5.6	5.4	4.8
12/11/06	5.4	4.6	3.7	5.2
12/12/06	5.5	3.6	3.5	5.3
12/13/06	5.6	3.5	3.2	5.2
12/14/06	4.8	2.8	2.8	5.4
12/15/06	4.7	2.9	2.9	5
12/18/06	5.1	3	2.9	5.2
12/19/06	5.6	4	4.7	4.5
12/20/06	4.6	4	4.2	1.8
12/21/06	5.3	4.8	5.2	2.6
12/22/06	5.3	4.7	4.6	2
12/26/06	5	4.5	5.2	2.4
12/27/06	5.2	4.5	5	2.3
12/28/06	5	4.7	5.2	3
12/29/06	5.5	5.1	5.2	5.5
01/02/07	5	4.8	5	5.1
01/03/07	4.6	5	4.9	4.7
01/04/07	4.4	4.6	4.8	4.4
01/05/07	4.9	5	5.5	5.6

Note:

Sample 10017 represents SMU 1
Sample 40062 represents SMU 4
Sample 60099 represents SMU 6
Sample 70048 represents SMU 7

Source: O'Brien & Gere Engineers, Inc.

O'BRIEN & GERE

Table 35

Honeywell, Inc.
Phase II Pre-Design Investigation
SCA Supernatant Treatability Testing
EET Testing

pH Data Summary

Sample	Time (days)			
	14	21	28	35
SMU 1	9.28	7.35	7.4	7.89
SMU 4	9.24	8.08	7.96	7.74
SMU 6	9.29	8.06	7.92	7.93
SMU 7	8.96	7.9	7.85	7.81

Source: O'Brien & Gere Engineers, Inc.

Table 36

Honeywell, Inc.
Phase II Pre-Design Investigation
SCA Supernatant Treatability Testing
EET Testing

Methyl Mercury
After 35 days of Settling

SMU	Sample	Me-Hg(ng/L)
1	10017	0.223
4	40062	<0.050[1]
6	60099	<0.050[1]
7	70048	0.206

1 - Value is less than the Minimum Reporting Limit (MRL)

Source: O'Brien & Gere Engineers, Inc.

O'BRIEN & GERE

Table 37

Honeywell
Phase II Pre-Design Investigation
SCA Supernatant Treatability Testing

Effluent Elutriate Testing
Supernatant (Total)
Settling - Percent Mercury Reduction

Sample	Time (hours)							Initial Conc (ng/L)	Final Conc (ng/L)
	0	1	2	3	4	8	24		
10114	0	99.24	99.48	99.66	99.63	99.56	99.87	94000	120
10115	0	98.97	99.38	99.89	99.90	99.29	99.87	69000	93
10116	0	99.43	99.74	98.39	99.87	98.98	99.57	46000	200
10117	0	99.77	99.92	99.73	99.96	99.91	99.99	1100000	110
10118	0	99.44	99.86	99.89	99.93	99.40	99.96	1600000	700
10119	0	98.67	99.68	NA	99.87	99.78	98.75	1200000	15000
40061	0	95.61	96.34	NA	96.59	97.80	98.29	4100	70
40062	0	99.62	99.86	NA	99.88	99.94	99.75	2900000	7200
40063	0	99.93	99.93	NA	99.74	99.84	99.69	320000	1000
60098	0	97.58	97.58	NA	97.85	98.36	97.33	3300	88
60099	0	99.77	99.92	NA	99.59	NA	99.85	390000	580
60100	0	99.58	99.78	NA	99.81	NA	99.84	24000	38
70048	0	84.17	92.83	NA	91.67	NA	96.58	12000	410
40049	0	99.81	99.78	NA	99.27	NA	99.84	1500000	2400
70050	0	99.78	99.87	NA	99.93	NA	99.88	1200000	1500

Source: O'Brien & Gere Engineers, Inc.

O'BRIEN & GERE

Table 38

Honeywell
Phase II Pre-Design Investigation
SCA Supernatant Treatability Testing

Effluent Elutriate Testing
Supernatant (Total)
Aeration/Settling - Percent Total VOC Reduction

Sample	Aeration Time (minutes)					Settling Time (hours)							Initial Conc (ug/L)	Final Conc (ug/L)
	0	15	30	45	60	0	1	2	3	4	8	24		
10114	NA	0.00	13.23	11.80	25.30	26.41	44.63	52.53	52.69	50.96	53.75	81.80	11227	2043
10115	0	7.81	28.21	38.00	36.44	36.44	52.69	56.50	54.82	58.44	53.65	70.25	11227	3389.5
10116	0	9.44	23.47	35.20	41.77	41.77	55.33	62.31	55.74	61.80	55.10	76.71	6272	1461
10117	0	20.36	14.03	29.95	23.50	23.50	42.96	47.25	42.14	40.06	48.25	73.30	26216	7000
10118	0	15.20	24.41	42.17	51.10	51.10	55.24	62.81	55.25	53.92	52.90	77.33	19546	4432
10119	0	23.98	34.62	49.40	58.46	58.46	61.49	63.97	NA	67.03	69.09	78.21	12734	2775
40061	0	96.13	56.29	44.88	-86.17	-86.17	-10.17	-4.84	NA	-271.30	-11.41	41.22	14.46	8.5
40062	0	99.42	85.09	94.08	95.33	95.33	96.94	96.64	NA	96.27	96.51	97.21	1968	54.93
40063	0	-2812.00	60.69	57.14	53.78	53.78	57.86	57.36	NA	53.17	58.76	78.36	26.48	5.73
60098	0	-7713.00	-60.42	-719.40	-886.10	-886.10	-872.20	-893.10	NA	-900.00	-809.70	-331.90	1.44	6.22
60099	0	8.77	20.30	26.67	31.12	31.12	35.56	39.39	NA	36.68	NA	89.93	140.98	15.04
60100	0	18.57	32.33	52.11	49.80	49.80	49.30	51.61	NA	50.00	NA	85.14	19.92	2.96
70048	0	92.12	94.46	95.90	95.48	95.48	96.09	96.32	NA	96.00	NA	99.33	1014	6.78
40049	0	0.00	4.16	11.35	33.78	33.78	16.46	24.08	NA	22.78	NA	80.89	791.4	151.24
70050	0	31.41	35.98	54.87	36.88	36.88	42.70	46.91	NA	46.03	NA	87.53	531.37	66.29

Anomaly concentrations

Source: O'Brien & Gere Engineers, Inc.

O'BRIEN & GERE

Table 39

Honeywell
Phase II Pre-Design Investigation
SCA Supernatant Treatability Testing

Effluent Elutriate Testing
Supernatant (Total)
Settling - Percent SVOC Reduction (total)

Sample	Time (hours)							Initial Conc (ug/L)	Final conc (ug/L)
	0	1	2	3	4	8	24		
10114	0	91.95	93.17	93.17	93.42	92.93	97.85	41000	880
10115	0	85.42	90.42	90.00	86.54	17.00	93.00	24000	1680
10116	0	55.00	63.00	55.00	65.00	61.00	76.40	10000	2360
10117	0	74.69	86.88	78.75	86.56	81.88	95.22	32000	1530
10118	0	68.57	78.57	78.57	82.86	69.29	90.00	14000	1400
10119	0	-369.50	-211.90	100.00	-77.78	-217.00	-115.60	630	1360
40061	No SVOCs detected							no SVOCs detected	
40062	0	88.30	18.13	NA	18.13	18.13	18.13	171	140
40063	0	106.00	73.00	0.00	133.00	182.00	0.00	0	0
60098	No SVOCs Detected							no SVOCs detected	
60099	No SVOCs Detected							no SVOCs detected	
60100	No SVOCs Detected							no SVOCs detected	
70048	No SVOCs Detected							no SVOCs detected	
40049	No SVOCs Detected							no SVOCs detected	
70050	No SVOCs Detected							no SVOCs detected	

Anomaly Initial Concentration

Source: O'Brien & Gere Engineers, Inc.

O'BRIEN & GERE

Table 40
Honeywell
Phase II Pre-Design Investigation
SCA Effluent Elutriate/Conformational Testing

Proposed Analytical Schedule

								EPA 6010							EPA 7470	EPA 1631	EPA 1630	EPA 6010					EPA 7196	EPA 300.0		EPA 365.4	EPA 300.0	EPA 351.2	EPA 350.1	EPA 9010	EPA 405.1	EPA 410.4	EPA 415.1	EPA 1664	EPA 6010	EPA 310.1	EPA 160.1	EPA 160.2	EPA 180.1	EPA 8260	EPA 8270	EPA 8082	EPA 1668A
Testing	**Al**	**Sb**	**As**	**Ba**	**Be**	**Cd**	**Ca**	**Cr**	**Co**	**Cu**	**Fe**	**Pb**	**Mg**	**Mn**	**Hg**	**Hg**	**Me-Hg**	**Ni**	**K**	**Se**	**Na**	**Tl**	**V**	**Zn**	**Cr6+**	**Cl**	**NO3**	**SO4**	**P**	**F**	**TKN**	**NH3**	**CN**	**BOD**	**COD**	**TOC**	**O&G**	**SiO2**	**ALK**	**TDS**	**TSS**	**Turb**	**VOC**	**SVOC**	**PCBs**	**PCBs**
Effluent Elutriate testing																																												
a. Sediment (Pre-testing)	15	15	15	15	15	15	15	15	15	15	15	15	15	15	15		15	15	15	15	15	15	15	15	15	15	15	15	15	15	15	15	15	15	15	15					15	15	15	15
b. Supernatant (total)															120	15	15													75								120				195	120	120	15
c. Supernatant (filtered)															120	15	15													75												195	120	120	15
4.1 Initial characterization																																												
a. Sediment	5	5	5	5	5	5	5	5	5	5	5	5	5	5	5			5	5	5	5	5	5	5	5	5	5	5	5	5	5	5	5	5	5	5			5		5	5	5	
b. Lake Water	1	1	1	1	1	1	1	1	1	1	1	1	1	1		1	1	1	1	1	1	1	1	1	1	1	1	1	1	1	1	1	1	1	1	1	1	1	1	1	1	1	1	
c. Sediment/water mixture	5	5	5	5	5	5	5	5	5	5	5	5	5	5	5		5	5	5	5	5	5	5	5	5	5	5	5	5	5	5	5	5	5	5	5			5		5	5	5	
d. Settled sediment	5	5	5	5	5	5	5	5	5	5	5	5	5	5	5			5	5	5	5	5	5	5	5	5	5	5	5	5	5	5	5	5	5	5			5		5	5	5	
e. Supernatant (total)	5	5	5	5	5	5	5	5	5	5	5	5	5	5		5	5	5	5	5	5	5	5	5	5	5	5	5	5	5	5	5	5	5	5	5	5	5	5	5	5	5	5	5
f. Supernatant (filtered)	5	5	5	5	5	5	5	5	5	5	5	5	5	5		5	5	5	5	5	5	5	5	5	5	5	5	5	5	5	5	5	5	5	5	5	5	5	5	5	5	5	5	5
4.2.1 pH Titration																																								5					
4.2.2 TSS reduction																																												
a. Amiad filtration	20	20	20	20	20	20	20	20	20	20	20	20	20	20		20		20		20		20	20	20	20							20			20					20		20	20	20	5
4.2.3 Ammonia removal																																												
a. Breakpoint chlorination																														160															
b. $KMnO_4$ Oxidation																														70															
c. Trickling filter																										192		192		192	192		192	192	192			192		192					
4.2.4 Mercury removal																																												
a. Hydroxide precipitation	40	40	40	40	40	40	40	40	40	40	40	40	40	40	40	5	5	40		40		40	40	40																				
b. Co-precipitation	80	80	80	80	80	80	80	80	80	80	80	80	80	80	80	5	5	80		80		80	80	80																80				
c. GAC																40																													
d. SGAC																40																													
4.2.5 Organics Removal																																													
a. Trickling filter																																											96	96		
b. GAC column test																																											40	40	40	
Total No. of analyses	181	181	181	181	181	181	181	181	181	181	181	181	181	181	390	151	71	181	41	181	41	181	181	181	61	41	233	41	233	41	233	633	41	233	233	253	41	41	218	11	443	11	587	437	331	60

Notes:
Blank cell - No analysis required.
Methods listed are for water testing. The analogous method for sediment samples will be applied as appropriate to sediments.
Quantities represent the maximum anticipated number of samples. Sample quantity may be adjusted during testing as needed.

O'BRIEN & GERE

Table 40a
Honeywell
Phase II Pre-Design Investigation
SCA Effluent Elutriate/Conformational Testing

Analytical Schedule Conducted

							EPA 6010								EPA 7470	EPA 1631	EPA 1630	EPA 6010					EPA 7196	EPA 300.0		EPA 365.4	EPA 300.0	EPA 351.2	EPA 350.1	EPA 9010	EPA 405.1	EPA 410.4	EPA 415.1	EPA 1664	EPA 6010	EPA 310.1	EPA 160.1	EPA 160.2M	EPA 160.3	EPA 160.1	EPA 8260	EPA 8270	EPA 8082	EPA 1668A
Testing	**Al**	**Sb**	**As**	**Ba**	**Be**	**Cd**	**Ca**	**Cr**	**Co**	**Cu**	**Fe**	**Pb**	**Mg**	**Mn**	**Hg**	**Hg**	**Me-Hg**	**Ni**	**K**	**Se**	**Na**	**Tl**	**V**	**Zn**	**Cr6+**	**Cl**	**NO3**	**SO4**	**P**	**F**	**TKN**	**NH3**	**CN**	**BOD**	**COD**	**TOC**	**O&G**	**SiO2**	**ALK**	**TDS**	**TSS**	**PCTS**	**Turb**	**VOC**	**SVOC**	**PCBs**	**PCBs**
Effluent Elutriate testing																																													
a. Sediment (Pre-testing)	15	15	15	15	15	15	15	15	15	15	15	15	15	15	15		15	15	15	15	15	15	15	15	15	15	15	15	15	15	15	15	15	15	15	15					15	15	15	
b. Supernatant (total)															90	14	15													89									95				164	105	85	
c. Supernatant (filtered)															90															69												129	86	84	
Initial characterization																																													
a. Sediment	5	5	5	5	5	5	5	5	5	5	5	5	5	5	5			5	5	5	5	5	5	5	5	5	5	5	5	5	5	5	5	5	10	5	5	5			5	5	5		
b. Lake Water	1	1	1	1	1	1	1	1	1	1	1	1	1	1	1		1	1	1	1	1	1	1	1	1	1	1	1	1	1	1	1	1	1	1	1	1	1	1			1	1	1		
c. Sediment/water mixture	5	5	5	5	5	5	5	5	5	5	5	5	5	5	5		5	5	5	5	5	5	5	5	5	5	5	5	5	5	5	5	5	5	5	5	5		5			5	5	5		
d. Settled sediment	5	5	5	5	5	5	5	5	5	5	5	5	5	5	5			5	5	5	5	5	5	5	5	5	5	5	5	5	5	5	5	5	10	5	5	5			5	5	5		
e. Supernatant (total)	5	5	5	5	5	5	5	5	5	5	5	5	5	5	5	5	5	5	5	5	5	5	5	5	5	5	5	5	5	5	5	5	5	5	5	5	5	5	5	5	5	5	5		5
f. Supernatant (filtered)	5	5	5	5	5	5	5	5	5	5	5	5	5	5	5	5	5	5	5	5	5	5	5	5	5	5	5	5	5	5	5	5	5	5	5	5	5	5	5	5	5	5	5		5
pH Titration																																								10							
TSS reduction																																														
a. Amiad filtration	20	20	20	20	20	20	20	20	20	20	20	20	20	20	20			20	20	20	20	20	20	20							20				20					20			20	20	20	5
Ammonia removal																																														
a. Breakpoint chlorination																														85			10	10											
b. $KMnO_4$ Oxidation																														80															
c. Trickling filter																										192		192		192		192		192	192			192		192					
Mercury removal																																														
a. Hydroxide precipitation	45	45	45	45	45	45	45	45	45	45	45	45	45	45	50	5	5	45	45	45	45	45	45	45																						
b. Co-precipitation	56	56	56	56	56	56	56	56	56	56	56	56	56	56	56	6	3	56	56	56	56	56	56	56																11							
c. GAC																	26																														
d. SGAC																	24																														
Organics Removal																																														
a. Trickling filter																																														
b. GAC column test																																														
Total No. of analyses	162	162	162	162	162	162	162	162	162	162	162	162	162	162	347	35	104	162	162	162	162	162	162	162	41	41	233	41	233	41	233	576	41	233	243	273	41	41	228	11	339	10	10	510	408	220	50

Notes:
Blank cell - No analysis required.
Methods listed are for water testing. The analogous method for sediment samples will be applied as appropriate to sediments.

Table 41
Honeywell
Phase II Pre-Design Investigation
SCA Supernatant Treatability Testing

Sampling Deviations from Work Plan
Analyses Accountability
Data Summary

Sampling Deviations	Proposed # of Analyses	Analyses Omitted	Analyses Added	Actual # of Analyses	Specific Samples Added/Omitted/Added and Omitted	Cause for Deviation from Work Plan
Effluent Elutriate Testing						
a. Sediment (pre-testing)						
- PCB (1668A)	15	15	0	0	all PCB (1668A)	?
- all other analyses	615	0	0	615		
- total analyses	630	15	0	615		
b. Supernatant (total)						
- Hg (7470)	120	30	0	90	3 hr settling (10), 8 hr settling (5), 20 hr settling (15)	insufficient sample volume
- Hg(1631)	15	1	0	14	10014	missed sample
- NH_3 (350.1)	75	1	15	89	10014 , 24 hr settling	missed sample, inaccurate initial estimate
- TSS (160.2)	120	25	0	95	3 hr settling (10), 20 hr settling (15)	insufficient sample volume
- VOCs (8260)	195	41	0	154	10014 (1), 3 hr settling (10), 20 hr settling (15), 60 min aeration = 1 hr settling (15)	missed sample, insufficient sample volume, 60 min aeration and 1 hr settling are physically the same
- SVOCs (8270)	120	25	0	95	3 hr settling (10), 20 hr settling (15)	insufficient sample volume
- PCBs (8082)	120	35	0	85	3 hr settling (10), 4 hr settling (5) 8 hr settling (5), 20 hr settling (15)	insufficient sample volume
- PCBs (1668A)	15	15	0	0	all PCBs (1668A)	insufficient sample volume
- all other analyses	15	0	0	15		
- total analyses	795	173	15	637		
c. Supernatant (filtered)						
- Hg (7470)	120	30	0	90	3 hr settling (10), 8 hr settling (5) 20 hr settling (15)	insufficient sample volume
- Hg (1631)	15	15	0	0	all Hg (1631)	?
- NH_3 (350.1)	75	21	15	69	10014(1), 15&45 min aeration (20) 24 hr settling	missed sample, insufficient sample volume, inaccurate initial estimate
- Me-Hg (1630)	15	15	0	0		
- VOCs (8260)	195	69	0	126	10014 (1), 3 hr settling(10), 8 hr settling (5), 20 hr settling (15) 24 settling (3), 15&45 min aeration (20) 60 min aeration = 1 hr settling (15)	missed sample, insufficient sample volume, 60 min aeration and 1 hr settling are physically the same, filterability
- SVOCs (8270)	120	34	0	86	3 hr settling (10), 8 hr settling (5) 20 hr settling (15), 24 hr settling (4)	insufficient sample volume, filterability
- PCBs (8082)	120	35	0	85	3 hr settling (10), 4 hr settling (5) 8 hr settling (5), 20 hr settling (15)	insufficient sample volume
- PCBs (1668A)	15	15	0	0	all PCBs (1668A)	
- total analyses	675	234	15	456		

Notes:
Entries in BLUE indicates that samples/analyses were added to original Work Plan
Entries in RED indicates that samples/analyses were omitted from original Work Plan
Entries in GREEN indicates that samples/analyses were added and omitted to/from original Work Plan
Specific EPA methods are in parentheses ( ) following indicated parameter

O'BRIEN & GERE

Table 41
Honeywell
Phase II Pre-Design Investigation
SCA Supernatant Treatability Testing

Sampling Deviations from Work Plan
Analyses Accountability
Data Summary

Sampling Deviations	Proposed # of Analyses	Analyses Omitted	Analyses Added	Actual # of Analyses	Specific Samples Added/Omitted/Added and Omitted	Cause for Deviation from Work Plan
Initial characterization						
a. Sediment						
- TSS (160.2)	5	5	0	0	all TSS	?
- % solids (160.3)	0	0	5	5	5 SMUs	?
- Alk (310.1)	0	0	5	5	5 SMUs	?
- TOC (415.1)	5	0	5	10	leachate (5)	sediment and leachate both analyzed
- all other analyses	190	0	0	190		
- total analyses	200	5	15	210		
b. Lake Water						
- Turbidity (180.1)	1	1	0	0	lake water	?
- Hg (7470)	0	0	1	1	lake water	Hg 7470 substituted for Hg 1631
- Hg (1631)	1	1	0	0	lake water	Hg 7470 substituted for Hg 1631
- all other analyses	42	0	0	42		
- total analyses	44	2	1	43		
c. Sediment/Water Mixture						
- all analyses	205	0	0	205		
- total anlyses	205	0	0	205		
d. Settled Sediment						
- % solids (160.3)	0	0	5	5	5 SMUs	?
- TOC (451.1)	5	0	5	10	leachate (5)	sediment and leachate both analyzed
- all other analyses	195	0	0	195		
- total analyses	200	0	10	210		
e. Supernatant (totaL)						
- Hg (7470)	0	0	5	5	5 SMUs	inaccurate initial estimate
- all other analyses	220	0	0	220		
- total analyses	220	0	0	225		
f. Supernatant (filtered)						
- Hg (7470)	0	0	5	5	5 SMUs	inaccurate initial estimate
- TSS (160.2)	5	5	0	0	all TSS	TSS not necessary on filtered samples
- all other analyses	215	0	0	215		
- total analyses	220	0	0	220		

Notes:

Entries in BLUE indicates that samples/analyses were added to original Work Plan
Entries in RED indicates that samples/analyses were omitted from original Work Plan
Entries in GREEN indicates that samples/analyses were added and omitted to/from original Work Plan
Specific EPA methods are in parentheses ( ) following indicated parameter

O'BRIEN & GERE

Table 41
Honeywell
Phase II Pre-Design Investigation
SCA Supernatant Treatability Testing

Sampling Deviations from Work Plan
Analyses Accountability
Data Summary

Sampling Deviations	Proposed # of Analyses	Analyses Omitted	Analyses Added	Actual # of Analyses	Specific Samples Added/Omitted/Added and Omitted	Cause for Deviation from Work Plan
Solids Removal						
a. Filtration						
- Na^+ (6010)	0	0	20	20	4 filters + 5 SMUs (20)	included in total metal analysis
- K (6010)	0	0	20	20	4 filters + 5 SMUs (20)	included in total metal analysis
- Cr^{6+} (7196)	20	20	0	0	4 filters + 5 SMUs (20)	?
- Hg (7470)	0	0	20	20	4 filters + 5 SMUs (20)	Hg 7470 substituted for Hg 1631
- Hg (1631)	20	20	0	0	4 filters + 5 SMUs (20)	Hg 7470 substituted for Hg 1631
- all other analyses	505	0	0	505		
- total analyses	545	40	60	565		
Ammonia Removal						
a. Breakpoint Chlorination						
- NH_3 (350.1)	160	75	0	85	# samples until breakpoint estimated	inaccurate initial estimate
- TOC (415.1)	0	0	10	10	GAC column sampled (5 inf + 5 eff)	GAC column tested for organics removal
- COD (410.4)	0	0	10	10	GAC column sampled (5 inf + 5 eff)	GAC column tested for organics removal
- total anlyses	160	75	20	105		
b. Potassium Permanganate Oxidation						
- NH_3 (350.1)	70	0	10	80	two controls needed (10)	inaccurate initial estimates
- total analyses	70	0	10	80		
c. Trickling Filter						
- NO_3^-(300.0)	192	54	0	138		
- TKN (351.2)	192	54	0	138		
- P (365.4)	192	54	0	138	Influent sampled 2x/wk/column and effluent sampled 2x/wk/column resulting in 138 samples for each parameter for both rounds of testing. COD (total) - (138) and (filtered) - (86) were both sampled	inaccurate initial estimates, tickling filter columns were tested for 6 weeks (2 rounds of testing) as opposed to 4 weeks, total COD was also sampled
- NH_3 (350.1)	192	54	0	138		
- Alk (310.1)	192	54	0	138		
- BOD (405.1)	192	54	0	138		
- TOC (415.1)	192	54	0	138		
- COD (410.1)	192	54	86	224		
- TSS (160.2)	192	54	0	138		
- total analyses	1728	486	86	1328		

Notes:
Entries in BLUE indicates that samples/analyses were added to original Work Plan
Entries in RED indicates that samples/analyses were omitted from original Work Plan
Entries in GREEN indicates that samples/analyses were added and omitted to/from original Work Plan
Specific EPA methods are in parentheses ( ) following indicated parameter

O'BRIEN & GERE

Table 41
Honeywell
Phase II Pre-Design Investigation
SCA Supernatant Treatability Testing

Sampling Deviations from Work Plan
Analyses Accountability
Data Summary

Sampling Deviations	Proposed # of Analyses	Analyses Omitted	Analyses Added	Actual # of Analyses	Specific Samples Added/Omitted/Added and Omitted	Cause for Deviation from Work Plan
Mercury Removal						
a. NaOH precipitation						
- metals (6010)	800	0	100		5 SMUsx 20 metals (100)	9 sampling intervals as opposed to 8
- Na^+ (6010)	0	0	45	45	5 SMUs x 9 samples	included in total metal analyses
- K (6010)	0	0	45	45	5 SMUs x 9 samples	included in total metal analyses
- Hg (7470)	0	0	5	5	5 SMUs	Hg 7470 substituted for Hg 1631
- Hg (1631)	5	5	0	0	all Hg (1631)	Hg 7470 substituted for Hg 1631
- Me-Hg (1630)	5	5	0	0	all Me-Hg (1630)	insufficient sample volume
- total analyses	810	10	195	1005		
b. Co- precipitation						
- metals (6010)	1600	480	0	1120	24 samples x 20 metals	Only SMUs 4 and 7 sampled
- Na^+ (6010)	0	0	56	56	56 samples	included in total metal analyses
- K (6010)	0	0	56	56	56 samples	included in total metal analyses
- Hg (1631)	5	0	1	6	(2 SMUs + control) x 2 (filterd and non)	?
- Me-Hg (1630)	5	2	0	3	(2 SMUs + control) x 2	?
- total analyses	1610	482	113	1241		
c. GAC Column Test						
- Hg (1631)	40	14	0	26	13 time intervals x 2 SMUs	Only SMUs 4 and 7 sampled
- total analyses	40	14	0	26		
d. SGAC Column Testing						
- Hg (1631)	40	16	0	24	12 time intervals x 2 SMUs	Only SMUs 4 and 7 sampled
- total analyses	40	16	0	24		
Organics Removal						
a. Trickling Filter						
- VOCs (8260)	96	10	0	86	10 samples	inaccurate initial estimates
- SVOCs (8270)	96	10	0	86	10 samples	inaccurate initial estimates
- total analyses	192	20	0	172		
b. GAC Column Test						
- VOCs (8260)	40	0	20	60	12 time intervals x 5 SMUS	inaccurate initial estimates
- SVOCs (8270)	40	0	20	60	12 time intervals x 5 SMUS	inaccurate initial estimates
- PCBs (1668A)	40	5	0	35	7 time intervals x 5 SMUS	inaccurate initial estimates
- total analyses	120	5	40	155		

Notes:

Entries in BLUE indicates that samples/analyses were added to original Work Plan
Entries in RED indicates that samples/analyses were omitted from original Work Plan
Entries in GREEN indicates that samples/analyses were added and omitted to/from original Work Plan
Specific EPA methods are in parentheses ( ) following indicated parameter

O'BRIEN & GERE

Table 42
Honeywell
Phase II Pre-Design Investigation
SCA Supernatant Treatability Testing

Solids Removal - Particle Size Analysis
Data Summary

Sample Area	Size (um)	Total Counts/cc	Counts Percent	Mean Particle
SMU 1A	<1	0.00	0.00%	2.56
	1-5	92,672.72	88.78%	
	5-15	10,286.03	9.85%	
	15-30	1,427.25	1.37%	
	30-50	0.00	0.00%	
	50-100	0.00	0.00%	
SMU 1B	<1	0.00	0.00%	2.37
	1-5	65,357.57	88.92%	
	5-15	8,050.97	10.95%	
	15-30	90.46	0.12%	
	30-50	0.00	0.00%	
	50-100	0.00	0.00%	
SMU 4	<1	0.00	0.00%	2.31
	1-5	148,111.4	91.06%	
	5-15	12,695.26	7.80%	
	15-30	1,851.39	1.14%	
	30-50	0.00	0.00%	
	50-100	0.00	0.00%	
SMU 6	<1	0.00	0.00%	2.07
	1-5	422,169.2	92.96%	
	5-15	29,331.86	6.46%	
	15-30	2,618.92	0.58%	
	30-50	0.00	0.00%	
	50-100	0.00	0.00%	
SMU 7	<1	0.00	0.00%	1.82
	1-5	740,541.0	94.49%	
	5-15	41,046.15	5.24%	
	15-30	2,137.82	0.27%	
	30-50	0.00	0.00%	
	50-100	0.00	0.00%	

Source: O'Brien & Gere Engineers, Inc.

O'BRIEN & GERE

Table 43
Honeywell
Phase II Pre-Design Investigation
SCA Supernatant Treatability Testing

Granular Activated Carbon (GAC) Pretreatment
Total Organic Carbon/Chemical Oxygen Demand
Data Summary

Sample	Influent		Effluent (a)	
	COD (mg/L)	TOC (mg/L)	COD (mg/L)	TOC (mg/L)
SMU 1A	330	110	160	40
SMU1B	300	100	100	41
SMU 4	50	6.9	37	0.56 J
SMU 6	41	9.6	37	1.5
SMU 7	93	19	43	5.1

Note:
(a) - sample was filtered and pH was adjusted to 7.0
J - Analyte detected below the Practical Quantitation Limit (PQL)

O'BRIEN & GERE

Table 44
Honeywell
Phase II Pre-Design Investigation
SCA Supernatant Treatability Testing

Trickling Filter
pH, Ammonia, Alkalinity
Daily Records

Date	pH (S.U.)				Ammonia (mg/L)[1]				Alkalinity (mg/L)[2]	
	influent 1[3]	effluent 1	influent 2[4]	effluent 2	influent 1	effluent 1	influent 2	effluent 2	effluent 1	effluent 2
4/10/2007					> 50	48.9	> 50	31.6		
4/11/2007	6.6	8.39	6.6	8.41	> 50	50	47.5	53.5	121.2	129
4/12/2007	7.86	8.29	7.87	8.31	39.8	52.7	43.9	37	147	142
4/13/2007	8.4	8.38	8.5	8.42	38.4	39.7	35.3	40	128	133
4/14/2007	8.18	8.18	8.36	8.02	28.7	28.6	31.4	35.3	128	133
4/16/2007	8.2	7.95	8.05	7.83	28.8	36.6	31.2	34.7	120	84
4/17/2007	7.79	7.67	7.84	7.55	32.9	39.5	28	33.9	116	96
4/18/2007	8.12	7.92	8.08	7.85	32.7	35.1	31.2	36.5	68	89
4/19/2007	8.4	8.35	8.44	8.31	28.9	33.4	34.3	32.7	77	96
4/20/2007	8.39	8.22	8.26	8.23	26.3	31.7	27.7	29.4	76	92
4/21/2007	8.04	8.2	8.28	8.32	32.1	31.2	31.9	34.6	94	78
4/22/2007	7.69	8.06	7.99	8.21	36.5	34.5	31.8	33.9	84	102
4/23/2007	7.65	8.22	7.96	8.27	31.4	34.8	31.1	35.3	87	96
4/24/2007	7.95	8.18	8.04	8.23	34.2	34.9	29.8	34.6	90	94
4/25/2007	8.09	8.26	8.18	8.37	33.9	34.2	32.2	35.3	87	71
4/26/2007	8.29	8.31	8.18	8.36	33.2	32	33.4	33.9	89	85
4/27/2007	8.24	8.09	8.08	8.14	35.7	39.1	35.2	33	84	86
4/28/2007	8.02	8.14	8.12	8.22	34.2	35.1	34.2	33.1	92	88
4/29/2007	7.88	8.26	8.14	8.3	26.6	25.8	28.7	27.4	93	87
4/30/2007	8.31	8.12	8.12	8.16	33.8	35.2	35	38	92	86
5/1/2007	8.35	7.99	8.34	8.02	33.3	38.4	32.2	35.6	94	90

Notes: (1) Ammonia was quantified by a HACH spectrophotometer.
(2) Alkalinity was measured using a HACH method.
(3) Column 1 - Oneida ML
(4) Column 2 - Oneida ML + engineered nitrifiers.

Source: O'Brien & Gere Engineers, Inc.

O'BRIEN & GERE

Table 45
Honeywell
Phase II Pre-Design Investigation
SCA Supernatant Treatability Testing

Trickling Filter - Reseeding
Ammonia, pH, Alkalinity
Daily Monitoring

Date	pH (S.U.)		Ammonia (mg/L)		Alkalinity (mg/L)	
	Column 1 Recycle	Column 2 Recycle	Column 1 Recycle	Column 2 Recycle	Column 1 Recycle	Column 2 Recycle
5/4/2007(1)			3.4	3.2		
5/4/2007(2)	8.5	8.5	50	50	350	350
5/7/2007(1)	7.77	7.91	2.9	2.4	66	82
5/7/2007(2)	8.54	8.56	48.4	51.8	NA	NA
5/8/2007(1)	7.86	8.08	21.8	23.1	79	101
5/8/2007(2)	8.48	8.52	50.7	51.9	NA	NA
5/9/2007(1)	7.42	7.59	13.4	10.5	52	48
5/9/2007(2)	8.52	8.47	>50	>50	NA	NA
5/10/2007(1)	7.27	7.46	16.5	12.8	29	34
5/10/2007(2)	8.46	8.55	46.8	50.7	NA	NA
5/11/2007(1)	7.19	7.75	14.9	10.6	37	86
5/11/2007(2)	8.54	8.46	53.6	>50	282	274
5/12/2007(1)	NA	NA	NA	NA	NA	NA
5/12/2007(2)	NA	NA	NA	NA	NA	NA
5/13/2007(1)	7.18	7.22	8.9	7.7	28	55
5/13/2007(2)	7.51	7.48	>50	>50	NA	NA
5/14/2007(1)	6.03	7.15	4.6	37.1	12	25
5/14/2007(2)	8.5	8.5	>50	>50	NA	NA
5/15/2007(1)	6.8	7.4	25.4	15.2	21	40
5/15/2007(2)	8.5	8.5	52.7	50.9	NA	NA
5/16/2007(1)	6.7	6.7	14.4	19.0	17	37
5/16/2007(2)	8.5	8.5	52.1	48.4	NA	NA
5/17/2007(1)	6.7	7.0	12.5	11.8	12	27
5/17/2007(2)	8.5	8.5	51.3	>50	NA	NA
5/18/2007(1)	6.8	6.8	15.9	12.6	20	25
5/18/2007(2)	8.5	8.5	55.5	61	NA	NA
5/19/2007(1)	6.6	6.7	13.1	16.2	19	26
5/19/2007(2)	8.5	8.5	51.7	52.9	NA	NA
5/20/2007(1)	NA	NA	NA	NA	NA	NA
5/20/2007(2)	NA	NA	NA	NA	NA	NA
5/21/2007(1)	5.8	6.0	2.2	1.6	10	15
5/21/2007(2)	8.5	8.6	46.8	50	NA	NA
5/22/2007(1)	7.2	7.3	11.7	12.9	37	43
5/22/2007(2)	8.5	8.5	48.7	51.1	NA	NA
5/23/2007(1)	7.7	7.4	16.3	11.6	72	53
5/23/2007(2)	8.5	8.5	68.5	71.3	NA	NA
5/24/2007(1)	6.6	7.0	18.2	16.9	33	45.0
5/24/2007(2)	8.6	8.6	67.2	72.3	NA	NA
5/25/2007(1)	6.2	6.6	9.0	12.0	14.0	26.0
5/25/2007(2)	8.5	8.6	65.4	68.7	NA	NA
5/26/2007(1)	5.8	7.6	8.2	11.4	63	32.0
5/26/2007(2)	8.6	8.6	54	51.9	NA	NA
5/27/2007(1)	5.5	6.7	14.7	11.6	11	32.0
5/27/2007(2)	8.9	8.9	62.0	65.0	NA	NA
5/28/2007(1)	6.2	7.4	20.2	20.1	33	73.0
5/28/2007(2)	8.5	8.5	65.7	67.8	NA	NA
5/29/2007(1)	6.0	7.0	10.7	22.6	17.0	41.0
5/29/2007(2)	8.4	8.4	50.1	44.4	NA	NA

All parameters adjusted before recycling started

Notes:

Ammonia was quantified by a HACH spectrophotometer.
Alkalinity was measured using a HACH method.
Column 1 - Oneida ML
Column 2 - Oneida ML + engineered nitrifiers.

Monitoring/Adjustments

(1) all parameters measured after 24 hours
(2) Parameters initially adjusted and readjusted daily:
- Ammonia adjusted to 50 mg/L with 4% NH_4Cl
- pH adjusted to 8.5 with 6N H_2SO_4
- Alkalinity adjusted to 357 mg/L with Na_2CO_3

5/13/07 - Sometime between (5/13/07) @ 10:00 AM and (5/14/07) @ 8:00 AM the hose inside the pump on column 1split and the recycle container was emptied and replenished on 5/14/07 by 8:30 AM

The mixed liquor in both columns 1 & 2 was increased by 2 liters on (5/14/07) at 4:30 PM. Each time the columns are tested for alkalinity, which requires 100 ml, 100 ml of fresh mixed liquor is added to both of the recycle containers.

The COD and Phosphorus were analyzed on 5/15/07

Column 1: COD = 138 mg/L, Phosphorus = >3.5mg/L
Column 2: COD = 146 mg/L, Phosphorus = >3.5 mg/L

NA - Not Analyzed

Table 46
Honeywell
Phase II Pre-Design Investigation
SCA Supernatant Treatability Testing

Trickling Filter
pH, Ammonia, Alkalinity
Daily Records

Date	pH (S.U.)				Ammonia (mg/L)[1]				Alkalinity (mg/L)[2]	
	influent 1[3]	effluent 1	influent 2[4]	effluent 2	influent 1	effluent 1	influent 2	effluent 2	effluent 1	effluent 2
5/30/2007	8.0	8.2	8.0	8.2	59.4	42.2	56.4	37.6	200	175
5/31/2007	7.8	8.1	7.7	7.9	50.7	32.8	50.7	27.6	150	142
6/1/2007	7.7	8.0	7.6	7.9	49.5	34.0	52.5	38.2	110	90
6/2/2007	7.7	8.0	7.6	7.9	50.1	34.6	51.9	36.2	110	120
6/3/2007	8.2	8.4	8.2	8.2	59.6	31.8	57.6	32.0	175	250
6/4/2007	8.1	7.9	8.1	8.0	53.1	29.2	49.5	35.0	75	95
6/5/2007	8.0	7.7	7.9	7.5	52.2	33.2	54.3	28.8	82	78
6/6/2007	7.7	7.7	7.5	7.4	51.0	32.8	55.8	14.6	81	12
6/7/2007	7.6	7.8	7.5	7.9	57.6	32.6	58.2	29.6	81	83
6/8/2007	8.2	8.0	8.1	7.7	56.4	34.2	58.2	28.4	93	83
6/9/2007	8.1	8.0	8.0	7.9	56.1	35.0	58.8	28.8	90	85
6/10/2007	7.9	7.8	7.9	7.7	55.5	33.2	56.4	27.8	84	80
6/11/2007	8.0	7.8	7.9	7.9	56.1	32.0	57.6	33.2	96	116
6/12/2007	8.0	8.0	8.0	7.9	51.0	31.6	54.0	29.0	84	94
6/13/2007	7.9	7.8	7.9	7.8	52.8	28.8	50.1	26.0	90	96
6/14/2007	8.3	8.1	8.2	8.0	51.6	29.4	49.6	24.6	110	104
6/15/2007	8.5	7.9	8.5	7.9	48.0	13.0	49.2	14.2	28	42
6/16/2007	8.1	8.0	8.0	8.0	50.4	29.4	54.9	27.8	92	102
6/17/2007	7.9	7.9	7.9	8.0	53.4	30.6	50.7	31.8	102	118
6/18/2007										
6/19/2007										

Notes:
(1) Ammonia was quantified by a HACH spectrophotometer.
(2) Alkalinity was measured using a HACH method.
(3) Column 1 - Oneida ML
(4) Column 2 - Oneida ML + engineered nitrifiers.

On 6/6/07, the influent tubing on column 2 was cracked and the influent was unable to reach the column. The effluent results for column 2 are based on recycle only.

On 6/15/07, the influent had run out sometime overnight and was depleted at 7:30 AM. It was replenished immediately. All effluent results based on recycle only.

Source: O'Brien & Gere Engineers, Inc.

O'BRIEN & GERE

Table 47a
Honeywell
Phase II Pre-Design Investigation
SCA Supernatant Treatability Testing

Sediment Characterization
VOC's
Data Summary

Volatile organic compounds (ug/kg)	SMU 1A			SMU 1B			SMU 4			SMU 6			SMU 7		
	10114	10115	10116	10117	10118	10119	40061	40062	40063	60098	60099	60100	70048	70049	70050
Parameter															
1,1,1,2-Tetrachloroethane	<13000	<9300	<2500	<9000	<2600	<2400	<4.7	<530	<5.0	<4.4	<560	<17	<450	<640	<1500
1,1,1-Trichloroethane	<13000	<9300	<2500	<9000	<2600	<2400	<4.7	<530	<5.0	<4.4	<560	<17	<450	<640	<1500
1,1,2,2-Tetrachloroethane	<13000	<9300	<2500	<9000	<2600	<2400	<4.7	<530	<5.0	<4.4	<560	<17	<450	<640	<1500
1,1,2-Trichloroethane	<13000	<9300	<2500	<9000	<2600	<2400	<4.7	<530	<5.0	<4.4	<560	<17	<450	<640	<1500
1,1-Dichloroethane	<13000	<9300	<2500	<9000	<2600	<2400	<4.7	<530	<5.0	<4.4	<560	<17	<450	<640	<1500
1,1-Dichloroethene	<13000	<9300	<2500	<9000	<2600	<2400	<4.7	<530	<5.0	<4.4	<560	<17	<450	<640	<1500
1,1-Dichloropropene	<13000	<9300	<2500	<9000	<2600	<2400	<4.7	<530	<5.0	<4.4	<560	<17	<450	<640	<1500
1,2,3-Trichlorobenzene	<27000	<19000	<5000	<18000	<5200	**1400 J**	<9.4	<1100	<10	<8.9	<1100	<34	<890	<1300	<3000
1,2,3-Trichloropropane	<13000	<9300	<2500	<9000	<2600	**680 J**	<4.7	<530	<5.0	<4.4	<560	<17	<450	<640	<1500
1,2,4-Trichlorobenzene	<27000	<19000	**900 J**	**10000 J**	**5100 J**	<4900	<9.4	<1100	**2.4 J**	<8.9	**190 J**	<34	<890	**1300**	**1400 J**
1,2,4-Trimethylbenzene	**140000**	**39000**	**100000**	**24000**	**12000**	**19000**	**1.1 J**	<530	<5.0	<4.4	**1500**	**81.0**	**280 J**	**10000**	**7100**
1,2-Dibromo-3-chloropropane	<27000	<19000	<5000	<18000	<5200	<4900	<9.4	<1100	<10	<8.9	<1100	<34	<890	<1300	<3000
1,2-Dibromoethane	<13000	<9300	<2500	<9000	<2600	<2400	<4.7	<530	<5.0	<4.4	<560	<17	<450	<640	<1500
1,2-Dichlorobenzene	**16000**	**28000**	**12000**	**190000**	**99000**	**97000**	**8.4**	<530	**2.0 J**	<4.4	**350 J**	<17	**130 J**	**5800**	**4000**
1,2-Dichloroethane	<13000	<9300	<2500	<9000	<2600	<2400	<4.7	<530	<5.0	<4.4	<560	<17	<450	<640	<1500
1,2-Dichloropropane	<13000	<9300	<2500	<9000	<2600	<2400	<4.7	<530	<5.0	<4.4	<560	<17	<450	<640	<1500
1,3,5-Trimethylbenzene	**83000**	**29000**	**66000**	**17000**	**8100**	**13000**	<4.7	<530	<5.0	<4.4	**840**	**28.0**	<450	**7200**	**4600**
1,3-Dichlorobenzene	<13000	<9300	<2500	<9000	<2600	<2400	<4.7	**150 J**	**4.0 J**	<4.4	**260 J**	<17	**98 J**	**1700**	**1700**
1,3-Dichloropropane	<13000	<9300	<2500	<9000	<2600	<2400	<4.7	<530	<5.0	<4.4	<560	<17	<450	<640	<1500
1,4-Dichlorobenzene	**17000**	**16000**	**13000**	**360000**	**96000**	**180000**	**11.0**	**170 J**	**4.3 J**	**1.6 J**	**1500**	<17	**650**	**20000**	**10000**
2,2-Dichloropropane	<13000	<9300	<2500	<9000	<2600	<2400	<4.7	<530	<5.0	<4.4	<560	<17	<450	<640	<1500
2-Chlorotoluene	<13000	<9300	<2500	<9000	<2600	<2400	<4.7	<530	<5.0	<4.4	<560	<17	<450	<640	<1500
4-Chlorotoluene	<13000	<9300	<2500	<9000	<2600	<2400	<4.7	<530	<5.0	<4.4	<560	<17	<450	<640	<1500
Benzene	**5600 J**	<9300	**13000**	**15000**	**2500 J**	**3000**	<4.7	<530	**230**	**1.6 J**	**140 J**	<17	<450	**590 J**	**390 J**
Bromobenzene	<13000	<9300	<2500	<9000	<2600	<2400	<4.7	<530	<5.0	<4.4	<560	<17	<450	<640	<1500
Bromochloromethane	<13000	<9300	<2500	<9000	<2600	<2400	<4.7	<530	<5.0	<4.4	<560	<17	<450	<640	<1500
Bromodichloromethane	<13000	<9300	<2500	<9000	<2600	<2400	<4.7	<530	<5.0	<4.4	<560	<17	<450	<640	<1500
Bromoform	<13000	<9300	<2500	<9000	<2600	<2400	<4.7	<530	<5.0	<4.4	<560	<17	<450	<640	<1500
Bromomethane	<27000	<19000	<5000	<18000	<5200	<4900	<9.4	<1100	<10	<8.9	<1100	<34	<890	<1300	<3000
Carbon tetrachloride	<13000	<9300	<2500	<9000	<2600	<2400	<4.7	<530	<5.0	<4.4	<560	<17	<450	<640	<1500
Chlorobenzene	**8300 J**	**4300 J**	**5200**	**170000**	**43000**	**120000**	**5.0**	<530	**1.4 J**	**1.4 J**	**1300**	<17	**1000**	**7900**	**4200**
Chloroethane	<27000	<19000	<5000	<18000	<5200	<4900	<9.4	<1100	<10	<8.9	<1100	<34	<890	<1300	<3000
Chloroform	<13000	<9300	<2500	<9000	<2600	<2400	<4.7	<530	<5.0	<4.4	<560	<17	<450	<640	<1500
Chloromethane	<27000	<19000	<5000	<18000	<5200	<4900	<9.4	<1100	<10	<8.9	<1100	<34	<890	<1300	<3000
cis-1,2-Dichloroethene	<13000	<9300	<2500	<9000	<2600	<2400	<4.7	<530	<5.0	<4.4	<560	<17	<450	<640	<1500
cis-1,3-Dichloropropene	<13000	<9300	<2500	<9000	<2600	<2400	<4.7	<530	<5.0	<4.4	<560	<17	<450	<640	<1500
Dibromochloromethane	<13000	<9300	<2500	<9000	<2600	<2400	<4.7	<530	<5.0	<4.4	<560	<17	<450	<640	<1500
Dibromomethane	<13000	<9300	<5000	<9000	<2600	<2400	<4.7	<530	<5.0	<4.4	<560	<17	<450	<640	<1500
Dichlorodifluoromethane	<27000	<19000	<5000	<18000	<2600	<4900	<9.4	<1100	<10	<8.9	<1100	<34	<890	<1300	<3000
Ethylbenzene	**8900 J**	**2400 J**	**9000**	**7000 J**	**1400 J**	**4500**	**1.4 J**	**1200**	**1.1 J**	<4.4	<560	<17	<450	**1500**	**1100 J**
Hexachlorobutadiene	<27000	<19000	<5000	<18000	<5200	<4900	<9.4	<1100	<10	<8.9	<1100	<34	<890	<1300	<3000
Isopropylbenzene	**11000 J**	**4700 J**	**18000**	**4500 J**	**2600**	**3200**	<4.7	**120 J**	<5.0	<4.4	**260 J**	**14 J**	<450	**2600**	**1800**
Methyl tert-butyl ether	<13000	<9300	<2500	<9000	<2600	<2400	<4.7	<530	<5.0	<4.4	<560	<17	<450	<640	<1500
Methylene chloride	<27000	<19000	<5000	<18000	<5200	<4900	<9.4	<1100	<10	<8.9	<1100	<34	<890	<1300	<3000
n- Butylbenzene	**5600 J**	**3900 J**	**1900 J**	**3600 J**	**1200 J**	**1100 J**	<4.7	<530	<5.0	<4.4	**340 J**	**12 J**	**190 J**	**880**	**1200 J**
n- Propylbenzene	**3200 J**	<9300	2800	<9000	<2600	**780 J**	<4.7	<530	<5.0	<4.4	<560	**5.3 J**	<450	**450 J**	**480 J**
Naphthalene	**510000**	**200000**	**360000**	**230000**	**140000**	**240000**	**14.0**	**690 J**	**3.2 J**	**3.1 J**	**7300**	**200**	**1500**	**68000**	**48000**
p- Isopropyltoluene	**7300 J**	**2400 J**	**7400**	<9000	**1400 J**	**1200 J**	<4.7	<530	<5.0	<4.4	**440 J**	**27.0**	<450	**2600**	**1800**
sec- Butylbenzene	**45000**	**24000**	**59000**	**16000**	**12000**	**11000**	**0.96 J**	<530	<5.0	<4.4	**1500**	**15 J**	**700**	**20000**	**11000**
Styrene	<13000	<9300	**8000**	<9000	**3300**	**4000**	<4.7	<530	<5.0	<4.4	<560	<17	<450	<640	<1500
tert- Butylbenzene	**2700 J**	<9300	**3000**	<9000	**630 J**	**630 J**	<4.7	<530	<5.0	<4.4	<560	<17	<450	**1200**	**860 J**
Tetrachloroethene	<13000	<9300	<2500	<9000	<2600	<2400	<4.7	<530	<5.0	<4.4	<560	<17	<450	<640	<1500
Toluene	**24000**	**4900 J**	**39000**	**5800 J**	**5600**	**2500**	<4.7	<530	**1.1 J**	<4.4	**170 J**	<17	<450	**880**	**830 J**
trans-1,2-Dichloroethene	<13000	<9300	<2500	<9000	<2600	<2400	<4.7	<530	<5.0	<4.4	<560	<17	<450	<640	<1500
trans-1,3-Dichloropropene	<13000	<9300	<2500	<9000	<2600	<2400	<4.7	<530	<5.0	<4.4	<560	<17	<450	<640	<1500
Trichloroethene	<13000	<9300	<2500	<9000	<2600	<2400	<4.7	<530	<5.0	<4.4	<560	<17	<450	<640	<1500
Trichlorofluoromethane	<27000	<19000	<5000	<18000	<5200	<4900	<9.4	<1100	<10	<8.9	<1100	<34	<890	<1300	<3000
Vinyl chloride	<27000	<19000	<5000	<18000	<5200	<2400	<9.4	<1100	<10	<8.9	<1100	<34	<890	<1300	<3000
Xylenes (total)	**200000**	**57000**	**210000**	**100000**	**33000**	**61000**	**4.1 J**	**28000**	**19.0**	<8.9	**550 J**	**9.8 J**	**160 J**	**10000**	**7700**

Notes:
J - Analyte Detected Below PQL
Source: O'Brien & Gere Engineers, Inc.

O'BRIEN & GERE

Table 47b
Honeywell
Phase II Pre-Design Investigation
SCA Supernatant Treatability Testing

Sediment Characterization
SVOC's
Data Summary

Semi-volatile organic compounds (ug/kg)	SMU 1A			SMU 1B			SMU 4			SMU 6			SMU 7		
	10114	10115	10116	10117	10118	10119	40061	40062	40063	60098	60099	60100	70048	70049	70050
Parameter															
1,2,4-Trichlorobenzene	<120000	<120000	<120000	<110000	**1400 J**	<60000	<1900	<2100	<2000	<1800	<11000	<3100	<1800	**2400 J**	<29000
1,2-Dichlorobenzene	<120000	<120000	<120000	**39000 J**	**11000 J**	**17000 J**	<1900	<2100	<2000	<1800	<11000	<3100	**240 J**	**3700 J**	<29000
1,3-Dichlorobenzene	<120000	<120000	<120000	<110000	<13000	<60000	<1900	<2100	<2000	<1800	<11000	<3100	<1800	<13000	<29000
1,4-Dichlorobenzene	<120000	<120000	<120000	**65000 J**	**12000 J**	**33000 J**	<1900	<2100	<2000	<1800	**2600J**	<3100	**930 J**	**13000**	**8100 J**
2,4,5-Trichlorophenol	<610000	<580000	<62000	<560000	<65000	<310000	<9400	<11000	<10000	<8900	<57000	<16000	<8900	<64000	<150000
2,4,6-Trichlorophenol	<120000	<120000	<120000	<110000	<13000	<60000	<1900	<2100	<2000	<1800	<11000	<3100	<1800	<13000	<29000
2,4-Dichlorophenol	<120000	<120000	<120000	<110000	<13000	<60000	<1900	<2100	<2000	<1800	<11000	<3100	<1800	<13000	<29000
2,4-Dimethylphenol	<120000	<120000	<120000	<110000	<13000	<60000	<1900	<2100	<2000	<1800	<11000	<3100	<1800	<13000	<29000
2,4-Dinitrophenol	<610000	<580000	<62000	<560000	<65000	<310000	<9400	<11000	<10000	<8900	<57000	<16000	<8900	<64000	<150000
2,4-Dinitotoluene	<120000	<120000	<120000	<110000	<13000	<60000	<1900	<2100	<2000	<1800	<11000	<3100	<1800	<13000	<29000
2,6-Dinitotoluene	<120000	<120000	<120000	<110000	<13000	<60000	<1900	<2100	<2000	<1800	<11000	<3100	<1800	<13000	<29000
2-Chloronaphthalene	<120000	<120000	<120000	<110000	<13000	<60000	<1900	<2100	<2000	<1800	<11000	<3100	<1800	<13000	<29000
2-Chlorophenol	<120000	<120000	<120000	<110000	<13000	<60000	<1900	<2100	<2000	<1800	<11000	<3100	<1800	<13000	<29000
2-Methylnaphthalene	**24000J**	<120000	**15000 J**	<110000	**5800 J**	**13000 J**	<1900	<2100	<2000	<1800	**14000**	**1400 J**	**350 J**	**12000 J**	**9300 J**
2-Methylphenol	<120000	<120000	<120000	<110000	<13000	<60000	<1900	<2100	**510 J**	<1800	<11000	<3100	<1800	<13000	<29000
2-Nitroaniline	<610000	<580000	<62000	<560000	<65000	<310000	<9400	<11000	<10000	<8900	<57000	<16000	<8900	<64000	<150000
2-Nitrophenol	<120000	<120000	<120000	<110000	<13000	<60000	<1900	<2100	<2000	<1800	<11000	<3100	<1800	<13000	<29000
3,3'- Dichlorobenzidine	<240000	<230000	<25000	<220000	<26000	<120000	<3700	<4200	<4000	<3500	<22000	<6300	<3500	<25000	<59000
3-Nitroaniline	<610000	<580000	<62000	<560000	<65000	<310000	<9400	<11000	<10000	<8900	<57000	<16000	<8900	<64000	<150000
4,6-Dinitro-2-methylphenol	<610000	<580000	<62000	<560000	<65000	<310000	<9400	<11000	<10000	<8900	<57000	<16000	<8900	<64000	<150000
4-Bromophenyl phenyl ether	<120000	<120000	<120000	<110000	<13000	<60000	<1900	<2100	<2000	<1800	<11000	<3100	<1800	<13000	<29000
4-Chloro-3-methylphenol	<120000	<120000	<120000	<110000	<13000	<60000	<1900	<2100	<2000	<1800	<11000	<3100	<1800	<13000	<29000
4-Chloroaniline	<120000	<120000	<120000	<110000	<13000	<60000	<1900	<2100	<2000	<1800	<11000	<3100	<1800	<13000	<29000
4-Chlorophenyl phenyl ether	<120000	<120000	<120000	<110000	<13000	<60000	<1900	<2100	<2000	<1800	<11000	<3100	<1800	<13000	<29000
4-Methylphenol	<120000	<120000	<120000	<110000	<13000	<60000	<1900	**520 J**	**1400 J**	<1800	<11000	<3100	<1800	<13000	<29000
4-Nitroaniline	<610000	<580000	<62000	<560000	<65000	<310000	<9400	<11000	<10000	<8900	<57000	<16000	<8900	<64000	<150000
4-Nitrophenol	<610000	<580000	<62000	<560000	<65000	<310000	<9400	<11000	<10000	<8900	<57000	<16000	<8900	<64000	<150000
Acenaphthene	<120000	<120000	<120000	<110000	<13000	<60000	<1900	<2100	<2000	<1800	**8700 J**	**2100 J**	**840 J**	**3600 J**	**3500 J**
Acenaphthylene	<120000	<120000	<120000	<110000	<13000	<60000	<1900	<2100	<2000	<1800	**3300 J**	**1000 J**	**510 J**	**2200 J**	<29000
Anthracene	<120000	<120000	<120000	<110000	<13000	<60000	<1900	<2100	<2000	<1800	**9100 J**	**3100 J**	**1300 J**	**3100 J**	**3200 J**
Benzo[a]anthracene	<120000	<120000	<120000	<110000	<13000	<60000	<1900	<2100	<2000	**180 J**	**11000**	**3700**	**2000**	**5700 J**	**6500 J**
Benzo[a]pyrene	<120000	<120000	<120000	<110000	<13000	<60000	<1900	**250 J**	<2000	**180 J**	**8700 J**	**2900 J**	**1800**	**4300 J**	**4600 J**
Benzo[b]fluoranthene	<120000	<120000	<120000	<110000	<13000	<60000	<1900	<2100	<2000	**200 J**	**12000**	**3100 J**	**2300**	**7600 J**	**7900 J**
Benzo[g,h,i]perilene	<120000	<120000	<120000	<110000	<13000	<60000	<1900	**270 J**	<2000	<1800	**2700 J**	**930 J**	**720 J**	**1900 J**	<29000
Benzo[k]fluoranthrene	<120000	<120000	<120000	<110000	<13000	<60000	<1900	<2100	<2000	<1800	**3900 J**	**940 J**	**920 J**	**2400 J**	**4000 J**
Benzoic acid	<610000	<580000	<62000	<560000	<65000	<310000	<9400	<11000	<10000	<8900	<57000	<16000	<8900	<64000	<150000
Benzyl alcohol	<120000	<120000	<120000	<110000	<13000	<60000	<1900	<2100	<2000	<1800	<11000	<3100	<1800	<13000	<29000
bis(2-Chloroethoxy)methane	<120000	<120000	<120000	<110000	<13000	<60000	<1900	<2100	<2000	<1800	<11000	<3100	<1800	<13000	<29000
bis(2-Chloroethyl)ether	<120000	<120000	<120000	<110000	<13000	<60000	<1900	<2100	<2000	<1800	<11000	<3100	<1800	<13000	<29000
bis(2-Chloroisopropyl)ether	<120000	<120000	<120000	<110000	<13000	<60000	<1900	<2100	<2000	<1800	<11000	<3100	<1800	<13000	<29000
bis(2-Ethylhexal)phthalate	<120000	<120000	<120000	<110000	<13000	<60000	<1900	**540 J**	<2000	<1800	**4700 J**	<3100	**440 J**	**13000**	**16000 J**
Butyl benzyl phthalate	<120000	<120000	<120000	<110000	<13000	<60000	<1900	<2100	<2000	<1800	<11000	<3100	<1800	**<13000**	<29000
Chrysene	<120000	<120000	<120000	<110000	<13000	<60000	<1900	**290 J**	<2000	<1800	**12000**	**3800**	**2200**	**6700 J**	7800 J
Di-n-butyl phthalate	<120000	<120000	<120000	<110000	<13000	<60000	<1900	<2100	<2000	<1800	<11000	<3100	<1800	<13000	<29000
Di-n-octyl phthalate	<120000	<120000	<120000	<110000	<13000	<60000	<1900	<2100	<2000	<1800	<11000	<3100	<1800	<13000	<29000
Dibenz[a,h]anthracene	<120000	<120000	<120000	<110000	<13000	<60000	<1900	<2100	<2000	<1800	<11000	<3100	**200 J**	<13000	<29000
Dobenzofuran	<120000	<120000	<120000	<110000	<13000	<60000	<1900	<2100	<2000	<1800	**1300 J**	<3100	**470 J**	**3300 J**	<29000
Diethyl phthalate	<120000	<120000	<120000	<110000	<13000	<60000	<1900	<2100	<2000	<1800	<11000	<3100	<1800	<13000	<29000
Dimethyl phthalate	<120000	<120000	<120000	<110000	<13000	<60000	<1900	<2100	<2000	<1800	<11000	<3100	<1800	<13000	<29000
Fluoranthene	<120000	<120000	<120000	<110000	**1600 J**	<60000	<1900	**500 J**	<2000	<1800	**20000**	**5500**	**4200**	**14000**	**16000 J**
Fluorene	<120000	<120000	<120000	<110000	<13000	<60000	<1900	<2100	<2000	<1800	**6700 J**	**1700 J**	**1000 J**	**5300 J**	**5100 J**
Hexachlorobezene	<120000	<120000	<120000	<110000	<13000	<60000	<1900	**2500**	<2000	<1800	<11000	<3100	<1800	<13000	<29000
Hexachlorobutadiene	<120000	<120000	<120000	<110000	<13000	<60000	<1900	<2100	<2000	<1800	<11000	<3100	<1800	<13000	<29000
Hexachlorocyclopentadiene	<120000	<120000	<120000	<110000	<13000	<60000	<1900	<2100	<2000	<1800	<11000	<3100	<1800	<13000	<29000
Hexachloroethane	<120000	<120000	<120000	<110000	<13000	<60000	<1900	<2100	<2000	<1800	<11000	<3100	<1800	<13000	<29000
Indeno[1,2,3-cd]pyrene	<120000	<120000	<120000	<110000	<13000	<60000	<1900	<2100	<2000	<1800	**1900 J**	**550 J**	**480 J**	**13000**	<29000
Isophorone	<120000	<120000	<120000	<110000	<13000	<60000	<1900	<2100	<2000	<1800	<11000	<3100	<1800	<13000	<29000
N-Nitroso-di--n-propylamine	<120000	<120000	<120000	<110000	<13000	<60000	<1900	<2100	<2000	<1800	<11000	<3100	<1800	<13000	<29000
N-Nitrosodiphenylamine	<120000	<120000	<120000	<110000	<13000	<60000	<1900	<2100	<2000	<1800	<11000	<3100	<1800	<13000	<29000
Naphthalene	**350000**	**120000**	**200000**	**120000**	**39000**	**120000**	<1900	<2100	<2000	<1800	**8300 J**	**610 J**	**1200 J**	**55000**	**42000**
Nitrobenzene	<120000	<120000	<120000	<110000	<13000	<60000	<1900	<2100	<2000	<1800	<11000	<3100	<1800	<13000	<29000
Pentachlorophenol	<610000	<580000	<62000	<560000	<65000	<310000	<9400	<11000	<10000	<8900	<57000	<16000	<8900	<64000	<150000
Phenanthrene	<120000	<120000	<120000	<110000	**3400 J**	<60000	<1900	**340 J**	<2000	<1800	**30000**	**8400**	**4500**	**20000**	**20000 J**
Phenol	<120000	<120000	<120000	<110000	**9300 J**	<60000	<1900	**320 J**	**740 J**	<1800	<11000	<3100	<1800	<13000	<29000
Pyrene	<120000	<120000	<120000	<110000	<13000	<60000	<1900	**490 J**	<2000	**240 J**	**28000**	**8700**	**4800**	**16000**	**17000 J**

Notes:
J - Analyte Detected Below PQL
Source: O'Brien & Gere Engineers, Inc.

O'BRIEN & GERE

Table 47c
Honeywell
Phase II Pre-Design Investigation
SCA Supernatant Treatability Testing

Sediment Characterization
Total Metals/PCB's
Data Summary

Metals,PCBs	SMU 1A			SMU 1B			SMU 4			SMU 6			SMU 7		
	10114	10115	10116	10117	10118	10119	40061	40062	40063	60098	60099	60100	70048	70049	70050
Parameter															
Mercury (mg/Kg-dry)	**1.4**	**1.0**	**1.1**	**11**	**23**	**19**	**0.28**	**82**	**37**	**0.13 J**	**9**	**0.27**	**2.3**	**29**	**23**
Methyl Mercury (ng/g-dry)	**1.51**	**0.58**	**0.64**	**2.11**	**16.60**	**1.58**	**0.12**	**19.90**	**2.21**	**0.45**	**15.30**	**0.32**	**4.64**	**36.00**	**30.50**
Total Metals (mg/Kg-dry)															
Aluminum	**3200**	**3700**	**4100**	**2900**	**4400**	**4700**	**980**	**5200**	**2100**	**1400**	**7800**	**3600**	**1800**	**5500**	**6400**
Antimony	<15	<14	<15	**1.4 J**	**0.55 J**	**0.96 J**	<11	<13	<21	<11	<14	<9.5	<11	<15	<18
Arsenic	**5.2**	**8.3**	**7.8**	**6.1**	**6.5**	**7**	**<1.9**	**8.5**	**2.8**	**<1.8**	**10**	**2.4**	**1.8 J**	**9.3**	**9.5**
Barium	**550**	**1300**	**1700**	**640**	**1100**	**950**	**110**	**100**	**92**	**84**	**310**	**80**	**140**	**370**	**420**
Beryllium	**0.27 J**	**0.33 J**	**0.37 J**	**0.27 J**	**0.38 J**	**0.43 J**	**0.11 J**	**0.46 J**	**0.19 J**	**0.11 J**	**0.49 J**	**0.28 J**	**0.16 J**	**0.45 j**	**0.50 J**
Cadmium	**1.3 J**	**1.1 J**	**1.4 J**	**1.3 J**	**0.82 J**	**0.74 J**	**0.19 J**	**1.0 J**	**0.34 J**	**0.65 J**	**22**	**0.54 J**	**0.86 J**	**24**	**26**
Calcium	**340000**	**340000**	**340000**	**340000**	**360000**	**340000**	**37000**	**350000**	**310000**	**220000**	**160000**	**130000**	**260000**	**270000**	**240000**
Chromium	**18**	**25**	**26**	**31**	**21**	**22**	**4.6**	**29**	**10**	**9**	**210**	**12**	**18**	**360**	**350**
Cobalt	**2.0 J**	**3.0 J**	**3.3 J**	**2.1 J**	**2.7 J**	**3.0 J**	**0.94 J**	**4.0 J**	**1.6 J**	**1.5 J**	**7.9 J**	**2.6 J**	**2.8 J**	**7.5 J**	**7.5 J**
Copper	**64**	**64**	**52**	**47**	**43**	**34**	**3.7**	**42**	**11**	**5.4**	**230**	**23**	**27**	**250**	**280**
Iron	**4400**	**4800**	**5400**	**3500**	**4600**	**4600**	**2600**	**8600**	**4900**	**4500**	**18000**	**6900**	**5300**	**13000**	**14000**
Lead	**42**	**35**	**48**	**69**	**55**	**57**	**2.1**	**56**	**15**	**3.4**	**270**	**28**	**100**	**470**	**430**
Magnesium	**15000**	**17000**	**19000**	**16000**	**24000**	**19000**	**3800**	**12000**	**5700**	**5800**	**11000**	**6700**	**5000**	**8300**	**11000**
Manganese	**270**	**240**	**270**	**230**	**310**	**270**	**120**	**330**	**190**	**270**	**280**	**240**	**260**	**260**	**280**
Nickel	**20**	**25**	**42**	**33**	**60**	**33**	**4.2 J**	**47**	**7.8 J**	**5.8 J**	**61**	**9.6**	**10**	**81**	**85**
Potassium	**530 J**	**540 J**	**970 J**	**490 J**	**560 J**	**1200**	**330 J**	**920 J**	**710 J**	**280 J**	**1200**	**490 J**	**370 J**	**880 J**	**940 J**
Selenium	<2.4	<2.3	<2.5	0.49 J	<2.6	<2.4	<1.9	<2.1	<2.0	<1.8	**1.3 J**	<1.6	<1.8	**1.0 J**	**0.77 J**
Sodium	**3600**	**4900**	**4000**	**5400**	**6100**	**5900**	**6000**	**2000**	**17000**	**6200**	**1500**	**2400**	**11000**	**2800**	**2800**
Thallium	**1.3 J**	<4.7	<5.0	<4.5	<5.2	<4.9	**1.2 J**	<4.2	<4.0	<3.5	<4.5	<3.2	<3.6	**1.8 J**	<6.0
Vanadium	**5.8 J**	**7.0 J**	**8.0 J**	**5.6 J**	**7.5 J**	**8.6 J**	**1.6 J**	**11**	**4.4 J**	**2.7 J**	**11**	**5.4 J**	**3.9 J**	**18**	**15**
Zinc	**42**	**38**	**41**	**64**	**43**	**43**	**12**	**110**	**28**	**16**	**4.5**	**73**	**71**	**490**	**6**
Polychlorinated Biphenyls (mg/Kg-dry)															
Aroclor 1016	<1.22	<1.17	<1.24	<1.12	<1.31	<1.22	<0.937	<1.05	<0.999	<0.886	<1.13	<0.793	<0.891	<1.28	<1.49
Aroclor 1221	<1.22	<1.17	<1.24	<1.12	<1.31	<1.22	<0.937	<1.05	<0.999	<0.886	<1.13	<0.793	<0.891	<1.28	<1.49
Aroclor 1232	<1.22	<1.17	<1.24	<1.12	<1.31	<1.22	<0.937	<1.05	<0.999	<0.886	<1.13	<0.793	<0.891	<1.28	<1.49
Aroclor 1242	<1.22	<1.17	<1.24	<1.12	<1.31	<1.22	<0.937	<1.05	<0.999	<0.886	<1.13	<0.793	<0.891	<1.28	<1.49
Aroclor 1248	<1.22	<1.17	<1.24	<1.12	<1.31	<1.22	<0.937	<1.05	<0.999	<0.886	<1.13	<0.793	<0.891	**4.18**	**3.7**
Aroclor 1254	<1.22	<1.17	<1.24	<1.12	<1.31	<1.22	<0.937	<1.05	<0.999	<0.886	<1.13	<0.793	<0.891	<1.28	<1.49
Aroclor 1260	<1.22	<1.17	<1.24	<1.12	<1.31	<1.22	<0.937	<1.05	<0.999	<0.886	<1.13	<0.793	<0.891	<1.28	<1.49

Notes:
J - Analyte Detected Below PQL
Source: O'Brien & Gere Engineers, Inc.

O'BRIEN & GERE

Table 47d
Honeywell
Phase II Pre-Design Investigation
SCA Supernatant Treatability Testing

Sediment Characterization
Wet Chemistry
Data Summary

Wet Chemistry	SMU 1A			SMU 1B			SMU 4			SMU 6			SMU 7		
	10114	10115	10116	10117	10118	10119	40061	40062	40063	60098	60099	60100	70048	70049	70050
Parameter															
Alkalinity,Total (mg/L)	**260**	**200**	**230**	**320**	**300**	**330**	**2700**	**160**	**90**	**270**	**170**	**140**	**140**	**240**	**180**
BOD, 5 Day (mg/L)	**57**	**24**	**31**	**33**	**43**	**26**	<5.2	**5.6**	<5.2	<5.2	**10**	<5.2	<5.2	**11**	**8.4**
Cyanide, Total (mg/Kg-dry)	**4.9**	**2.4**	**4.6**	**2.6**	<1.3	<1.2	<0.94	<1.1	<1.0	<0.89	**1.6**	<0.79	<0.89	<1.3	<1.5
COD (mg/L)	**110**	**49**	**73**	**73**	**75**	**55**	**150**	**34**	**38**	**75**	**150**	**96**	**44**	**150**	**100**
Chromium, Hexavalent (mg/Kg-dry)	<4.9	<4.7	<5.0	<4.5	<5.2	<4.9	<3.7	<4.2	<4.0	<3.5	<4.5	<3.2	<3.6	<5.1	<6.0
Nitrogen, Ammonia (mg/L)	**3.0**	**3.6**	**3.1**	**2.6**	**4.2**	**3**	**0.35**	**3.1**	**1.1**	**1.3**	**16**	**2.5**	**2.4**	**13**	**15**
Oil & Grease, Total (mg/Kg-dry)	**7000**	**8400**	**4600**	**5300**	**3000**	**5000**	<940	<1100	<1000	<890	**16000**	**1700**	**1100**	**13000**	**6600**
Percent Moisture (wt%)	**59.1**	**57.1**	**59.8**	**55.5**	**61.8**	**59**	**46.6**	**52.5**	**49.9**	**43.6**	**55.7**	**37**	**43.9**	**60.8**	**66.4**
Kjeldahl Nitrogen, Total (mg/L)	**8.5**	**3.6**	**5.1**	**5.7**	**7.2**	**5.1**	**0.87**	**3.2**	**1.2**	**1.3**	**16**	**2.3**	**2.2**	**16**	**17**
Total Organic Carbon (mg/L)	**42**	**16**	**24**	**24**	**31**	**20**	**35**	**7.9**	**2.5**	**17**	**19**	**19**	**5.5**	**26**	**21**
Phosphorus, Total (mg/L)	<0.10	<0.10	<0.10	<0.10	<0.10	<0.10	**0.22**	**0.32**	<0.10	<0.10	**1.2**	**0.36**	**0.17**	**1.1**	**1.1**
Silica Dioxide (mg/kg)	**9500**	**21000**	**16000**	**13000**	**16000**	**21000**	**21000**	**36000**	**24000**	**16000**	**21000**	**38000**	**100000**	**52000**	**49000**
Inorganic Anions															
Chloride (mg/Kg)	**3600**	**4700**	**3300**	**3800**	**5100**	**4900**	**6500**	**2500**	**46000**	**7700**	**1500**	**3100**	**17000**	**2400**	**2900**
Fluoride (mg/kg)	**7.4**	**5.2**	**5.2**	**5.4**	**5.2**	**5.6**	<5.0	<5.0	<5.0	<5.0	<5.0	<5.0	<5.0	<5.0	<5.0
Nitrogen, Nitrate (mg/kg)	<5.0	<5.0	<5.0	<5.0	<5.0	<5.0	<5.0	<5.0	<5.0	<5.0	<5.0	<5.0	<5.0	<5.0	<5.0
Sulfate (mg/kg)	**2700**	**1500**	**1900**	**2400**	**2100**	**1600**	**430**	**430**	<100	<100	310	<100	<100	**280**	**380**

Notes:
A trace amount of analyte was detected in laboratory blank
Source: O'Brien & Gere Engineers, inc.

Table 48a
Honeywell
Phase II Pre-Design Investigation
SCA Supernatant Treatability Testing

Lakewater - Initial Characterization
VOCs
Data Summary

Volatile Organic Compounds (ug/L)	
1,1,1,2-Tetrachloroethane	<0.50
1,1,1-Trichloroethane	<0.50
1,1,2,2-Tetrachloroethane	<0.50
1,1,2-Trichloroethane	<0.50
1,1-Dichloroethane	<0.50
1,1-Dichloroethene	<0.50
1,1-Dichloropropene	<0.50
1,2,3-Trichlorobenzene	<1.0
1,2,3-Trichloropropane	<0.50
1,2,4-Trichlorobenzene	<1.0
1,2,4-Trimethylbenzene	<0.50
1,2-Dibromo-3-chloropropane	<1.0
1,2-Dibromoethane	<125
1,2-Dichlorobenzene	**0.18 J**
1,2-Dichloroethane	<0.50
1,2-Dichloropropane	<0.50
1,3,5-Trimethylbenzene	<0.50
1,3-Dichlorobenzene	<0.50
1,3-Dichloropropane	<0.50
1,4-Dichlorobenzene	**0.26 J**
2,2-Dichloropropane	<0.50
2-Chlorotoluene	<0.50
4-Chlorotoluene	<0.50
Benzene	<0.50
Bromobenzene	<0.50
Bromochloromethane	<0.50
Bromodichloromethane	<0.50
Bromoform	<0.50
Bromomethane	<1.0
Carbon tetrachloride	<0.50
Chlorobenzene	<0.50
Chloroethane	<1.0
Chloroform	**0.10 J**
Chloromethane	<1.0
cis-1,2-Dichloroethene	<0.50
cis-1,3-Dichloropropene	<0.50
Dibromochloromethane	<0.50
Dibromomethane	<0.50
Dichlorodifluoromethane	<1.0
Ethylbenzene	<0.50
Hexachlorobutadiene	<1.0
Isopropylbenzene	<0.50
Methyl tert-butyl ether	<0.50
Methylene chloride	<2.0
n- Butylbenzene	<0.50
n- Propylbenzene	<0.50
Naphthalene	<1.0
p- Isopropyltoluene	<0.50
sec- Butylbenzene	<0.50
Styrene	<0.50
tert- Butylbenzene	<0.50
Tetrachloroethene	<0.50
Toluene	<0.50
trans-1,2-Dichloroethene	<0.50
trans-1,3-Dichloropropene	<0.50
Trichloroethene	<0.50
Trichlorofluoromethane	<1.0
Vinyl chloride	<1.0
Xylenes (total)	<1.0

Notes:
J - Analyte detected below the PQL
NA - Not analyzed

Source: O'Brien & Gere Engineers, Inc.

Table 48b
Honeywell
Phase II Pre-Design Investigation
SCA Supernatant Treatability Testing

Lakewater - Initial Characterization
SVOCs
Data Summary

Semivolatile Organic Compounds (ug/L)	
1,2,4-Trichlorobenzene	<10
1,2-Dichlorobenzene	<10
1,3-Dichlorobenzene	<10
1,4-Dichlorobenzene	<10
2,4,5-Trichlorophenol	<50
2,4,6-Trichlorophenol	<10
2,4-Dichlorophenol	<10
2,4-Dimethylphenol	<10
2,4-Dinitrophenol	<50
2,4-Dinitotoluene	<10
2,6-Dinitotoluene	<10
2-Chloronaphthalene	<10
2-Chlorophenol	<10
2-Methylnaphthalene	<10
2-Methylphenol	<10
2-Nitroaniline	<50
2-Nitrophenol	<10
3,3'- Dichlorobenzidine	<20
3-Nitroaniline	<50
4,6-Dinitro-2-methylphenol	<10
4-Bromophenyl phenyl ether	<10
4-Chloro-3-methylphenol	<10
4-Chloroaniline	<10
4-Chlorophenyl phenyl ether	<10
4-Methylphenol	<10
4-Nitroaniline	<50
4-Nitrophenol	<50
Acenaphthene	<10
Acenaphthylene	<10
Anthracene	<10
Benzo[a]anthracene	<10
Benzo[a]pyrene	<10
Benzo[b]fluoranthrene	<10
Benzo[g,h,i]perilene	<10
Benzo[k]fluoranthrene	<10
Benzoic acid	<50
Benzyl alcohol	<10
bis(2-Chloroethoxy)methane	<10
bis(2-Chloroethyl)ether	<10
bis(2-Chloroisopropyl)ether	<10
bis(2-Ethylhexal)phthalate	**2.4 J**
Butyl benzyl phthalate	<10
Chrysene	<10
Di-n-butyl phthalate	<10
Di-n-octyl phthalate	<10
Dibenz[a,h]anthracene	<10
Dobenzofuran	<10
Diethyl phthalate	<10
Dimethyl phthalate	<10
Fluoranthene	<10
Fluorene	<10
Hexachlorobezene	<10
Hexachlorobutadiene	<10
Hexachlorocyclopentadiene	<10
Hexachloroethane	<10
Indeno[1,2,3-cd]pyrene	<10
Isophorone	<10
N-Nitroso-di--n-propylamine	<10
N-Nitrosodiphenylamine	<10
Naphthalene	<10
Nitrobenzene	<10
Pentachlorophenol	<50
Phenanthrene	<10
Phenol	<10
Pyrene	<10

Notes:
J - Analyte detected below the PQL
NA - Not analyzed

Source: O'Brien & Gere Engineers, Inc.

O'BRIEN & GERE

Table 48c
Honeywell
Phase II Pre-Design Investigation
SCA Supernatant Treatability Testing

Lakewater - Initial Characterization
Metals, PCBs, Inorganic Anions and Wet Chemistry
Data Summary

Total Metals (mg/L)	
Aluminum	0.064 J
Antimony	<0.060
Arsenic	<0.10
Barium	0.076 J
Beryllium	<0.10
Cadmium	<0.10
Calcium	130
Chromium	0.0086 J
Cobalt	<0.50
Copper	0.44
Iron	0.064
Lead	0.027
Magnesium	23
Manganese	0.0082 J
Mercury (7470A)	<0.0002
Mercury (1631)	NA
Methyl-Mercury (1630) (ng/L)	0.142
Nickel	0.0038 J
Potassium	4.5 J
Selenium	<0.10
Silica	2..3
Sodium	220
Thallium	<0.02
Vanadium	<0.05
Zinc	0.42
Polychlorinated Biphenols (PCBs) (ug/L)	
Aroclor 1016	<0.500
Aroclor 1221	<0.500
Aroclor 1232	<0.500
Aroclor 1242	<0.500
Aroclor 1248	<0.500
Aroclor 1254	<0.500
Aroclor 1260	<0.500
Inorganic Anions (mg/L)	
Chloride	390
Fluoride	0.3
Nitrate (as N)	2.8
Sulfate	150
Wet Chemistry (mg/L)	
Alkalinity (as CaCO3)	200
Ammonia (as N)	0.13
Biochemical Oxygen Demand	11
Cyanide (Total)	<0.10
Chemical Oxygen Demand	11
Chromium, Hexavalent	<0.010
Oil & Grease	<5.2
Total Dissolved Solids	1100
Total Suspended Solids	13
Total Kjeldahl Nitrogen	0.49
Total Organic Carbon	6.5
Total Phosphorus	<0.20
Turbidity (NTU)	<1.0

Notes:
J - Analyte detected below the PQL
NA - Not analyzed

Source: O'Brien & Gere Engineers, Inc.

O'BRIEN & GERE

Table 49a
Honeywell
Phase II Pre-Design Investigation
SCA Supernatant Treatability Testing

Initial Characterization
SMU 1A
Data Summary

Volatile Organic Compounds	Sediment	Settled Sediment	Sediment/Water Mixture	Supernatant (Total)	Supernatant (Filtered)
Parameter	ug/kg-dry	ug/kg-dry	ug/L	ug/L	ug/L
1,1,1,2-Tetrachloroethane	<12000	<4800	<125	<125	<125
1,1,1-Trichloroethane	<12000	<4800	<125	<125	<125
1,1,2,2-Tetrachloroethane	<12000	<4800	<125	<125	<125
1,1,2-Trichloroethane	<12000	<4800	<125	<125	<125
1,1-Dichloroethane	<12000	<4800	<125	<125	<125
1,1-Dichloroethene	<12000	<4800	<125	<125	<125
1,1-Dichloropropene	<12000	<4800	<125	<125	<125
1,2,3-Trichlorobenzene	<24000	<9600	<250	<250	<250
1,2,3-Trichloropropane	<12000	<4800	<125	<125	<125
1,2,4-Trichlorobenzene	<24000	**1600 J**	<250	<250	<250
1,2,4-Trimethylbenzene	**80000**	**62000**	**742**	**485**	**438**
1,2-Dibromo-3-chloropropane	<24000	<9600	<250	<250	<250
1,2-Dibromoethane	<12000	<4800	<125	<125	<125
1,2-Dichlorobenzene	**20000**	**14000**	**262**	**182**	**162**
1,2-Dichloroethane	<12000	<4800	<125	<125	<125
1,2-Dichloropropane	<12000	<4800	<125	<125	<125
1,3,5-Trimethylbenzene	**52000**	**39000**	**438**	**280**	**255**
1,3-Dichlorobenzene	<12000	<4800	<125	<125	<125
1,3-Dichloropropane	<12000	<4800	<125	<125	<125
1,4-Dichlorobenzene	<12000	<4800	**190**	**125**	**110 J**
2,2-Dichloropropane	<12000	<4800	<125	<125	<125
2-Chlorotoluene	<12000	<4800	<125	<125	<125
4-Chlorotoluene	<12000	<4800	<125	<125	<125
Benzene	**4600 J**	<4800	**448**	**252**	**233**
Bromobenzene	<12000	<4800	<125	<125	<125
Bromochloromethane	<12000	<4800	<125	<125	<125
Bromodichloromethane	<12000	<4800	<125	<125	<125
Bromoform	<12000	<4800	<125	<125	<125
Bromomethane	<24000	<9600	<250	<250	<250
Carbon tetrachloride	<12000	<4800	<125	<125	<125
Chlorobenzene	**5600 J**	**2700 J**	**233**	**152**	**142**
Chloroethane	<24000	<9600	<250	<250	<250
Chloroform	<12000	<4800	<125	<125	<125
Chloromethane	<24000	<9600	<250	<250	<250
cis-1,2-Dichloroethene	<12000	<4800	<125	<125	<125
cis-1,3-Dichloropropene	<12000	<4800	<125	<125	<125
Dibromochloromethane	<12000	<4800	<125	<125	<125
Dibromomethane	<12000	<4800	<125	<125	<125
Dichlorodifluoromethane	<24000	<9600	<250	<250	<250
Ethylbenzene	<12000	<4800	**150**	**97.5 J**	**92.5 J**
Hexachlorobutadiene	<24000	<9600	<250	<250	<250
Isopropylbenzene	**9200 J**	**6400**	**103 J**	**70.0 J**	**62.5 J**
Methyl tert-butyl ether	<12000	<4800	<125	<125	<125
Methylene chloride	<24000	<9600	<500	<500	<125
n- Butylbenzene	<12000	<4800	<125	<125	<125
n- Propylbenzene	<12000	**1600 J**	<125	<125	<125
Naphthalene	**270000**	**250000**	**3910**	**2570**	**2350**
p- Isopropyltoluene	<12000	**4300 J**	<125	<125	<125
sec- Butylbenzene	**40000**	<4800	**125**	**75.0 J**	**65.0 J**
Styrene	**2900 J**	**1300 J**	**97.5 J**	**35.0 J**	**35.0 J**
tert- Butylbenzene	<12000	**1500 J**	<125	<125	<125
Tetrachloroethene	<12000	<4800	<125	<125	<125
Toluene	**16000**	**5500**	**1060**	**660**	**610**
trans-1,2-Dichloroethene	<12000	<4800	<125	<125	<125
trans-1,3-Dichloropropene	<12000	<4800	<125	<125	<125
Trichloroethene	<12000	<4800	<125	<125	<125
Trichlorofluoromethane	<24000	<9600	<250	<250	<250
Vinyl chloride	<24000	<9600	<250	<250	<250
Xylenes (total)	**130000**	**73000**	**3560**	**2300**	**2080**

Notes:
J - Analyte detected below the PQL
H - Holding times exceeded
NA - Not analyzed

Source: O'Brien & Gere Engineers, Inc.

O'BRIEN & GERE

Table 49b
Honeywell
Phase II Pre-Design Investigation
SCA Supernatant Treatability Testing

Initial Characterization
SMU 1A
Data Summary

Semivolatile Organic Compounds	Sediment	Settled Sediment	Sediment/Water Mixture	Supernatant (Total)	Supernatant (Filtered)
Parameter	**ug/Kg-dry**	**ug/Kg-dry**	**ug/L**	**ug/L**	**ug/L**
1,2,4-Trichlorobenzene	< 80000	< 40000	**390 J**	< 550	< 550
1,2-Dichlorobenzene	**16000 J**	**13000 J**	**7500**	**160 J**	**140 J**
1,3-Dichlorobenzene	< 80000	< 40000	<1000	< 550	< 550
1,4-Dichlorobenzene	**11000 J**	**10000 J**	**12000**	**110 J**	**88 J**
2,4,5-Trichlorophenol	< 410000	< 200000	<5200	< 2700	< 2700
2,4,6-Trichlorophenol	< 80000	< 40000	<1000	< 550	< 550
2,4-Dichlorophenol	< 80000	< 40000	<1000	< 550	< 550
2,4-Dimethylphenol	< 80000	< 40000	<1000	< 550	< 550
2,4-Dinitrophenol	< 410000	< 200000	<5200	< 2700	< 2700
2,4-Dinitotoluene	< 80000	< 40000	<1000	< 550	< 550
2,6-Dinitotoluene	< 80000	< 40000	<1000	< 550	< 550
2-Chloronaphthalene	< 80000	< 40000	<1000	< 550	< 550
2-Chlorophenol	< 80000	< 40000	<1000	< 550	< 550
2-Methylnaphthalene	**22000 J**	**17000 J**	**730 J**	< 550	< 550
2-Methylphenol	< 80000	< 40000	<1000	< 550	< 550
2-Nitroaniline	< 410000	< 200000	<5200	< 2700	< 2700
2-Nitrophenol	< 80000	< 40000	<1000	< 550	< 550
3,3'- Dichlorobenzidine	< 160000	< 79000	<2100	< 1100	< 1100
3-Nitroaniline	< 410000	< 200000	<5200	< 2700	< 2700
4,6-Dinitro-2-methylphenol	< 410000	< 40000	<1000	< 550	< 550
4-Bromophenyl phenyl ether	< 80000	< 40000	<1000	< 550	< 550
4-Chloro-3-methylphenol	< 80000	< 40000	<1000	< 550	< 550
4-Chloroaniline	< 80000	< 200000	<1000	< 2700	< 2700
4-Chlorophenyl phenyl ether	< 80000	< 200000	<1000	< 2700	< 2700
4-Methylphenol	< 80000	< 40000	<1000	< 550	< 550
4-Nitroaniline	< 410000	< 200000	<5200	< 2700	< 2700
4-Nitrophenol	< 410000	< 200000	<5200	< 2700	< 2700
Acenaphthene	< 80000	< 40000	<1000	< 550	< 550
Acenaphthylene	< 80000	< 40000	<1000	< 550	< 550
Anthracene	< 80000	< 40000	<1000	< 550	< 550
Benzo[a]anthracene	< 80000	< 40000	<1000	< 550	< 550
Benzo[a]pyrene	< 80000	< 40000	<1000	< 550	< 550
Benzo[b]fluoranthrene	< 80000	< 40000	<1000	< 550	< 550
Benzo[g,h,i]perilene	< 80000	< 40000	<1000	< 550	< 550
Benzo[k]fluoranthrene	< 80000	< 40000	<1000	< 550	< 550
Benzoic acid	< 410000	< 200000	<5200	< 2700	< 2700
Benzyl alcohol	< 80000	< 40000	<1000	< 550	< 550
bis(2-Chloroethoxy)methane	< 80000	< 40000	<1000	< 550	< 550
bis(2-Chloroethyl)ether	< 80000	< 40000	<1000	< 550	< 550
bis(2-Chloroisopropyl)ether	< 80000	< 40000	<1000	< 550	< 550
bis(2-Ethylhexal)phthalate	< 80000	< 40000	<1000	< 550	< 550
Butyl benzyl phthalate	< 80000	< 40000	<1000	< 550	< 550
Chrysene	< 80000	< 40000	<1000	< 550	< 550
Di-n-butyl phthalate	< 80000	< 40000	<1000	< 550	< 550
Di-n-octyl phthalate	< 80000	< 40000	<1000	< 550	< 550
Dibenz[a,h]anthracene	< 80000	< 40000	<1000	< 550	< 550
Dobenzofuran	< 80000	< 40000	<1000	< 550	< 550
Diethyl phthalate	< 80000	< 40000	<1000	< 550	< 550
Dimethyl phthalate	< 80000	< 40000	<1000	< 550	< 550
Fluoranthene	< 80000	< 40000	<1000	< 550	< 550
Fluorene	< 80000	< 40000	<1000	< 550	< 550
Hexachlorobezene	< 80000	< 40000	<1000	< 550	< 550
Hexachlorobutadiene	< 80000	< 40000	<1000	< 550	< 550
Hexachlorocyclopentadiene	< 80000	< 40000	<1000	< 550	< 550
Hexachloroethane	< 80000	< 40000	<1000	< 550	< 550
Indeno[1,2,3-cd]pyrene	< 80000	< 40000	<1000	< 550	< 550
Isophorone	< 80000	< 40000	<1000	< 550	< 550
N-Nitroso-di--n-propylamine	< 80000	< 40000	<1000	< 550	< 550
N-Nitrosodiphenylamine	< 80000	< 40000	<1000	< 550	< 550
Naphthalene	**270000**	**280000**	**12000**	**2700**	**2400**
Nitrobenzene	< 80000	< 40000	<1000	< 550	< 550
Pentachlorophenol	< 410000	< 200000	<5200	< 2700	< 2700
Phenanthrene	< 80000	< 40000	**160 J**	< 550	< 550
Phenol	< 80000	< 40000	**590 J**	**930**	**970**
Pyrene	< 80000	< 40000	<1000	< 550	< 550

Notes:
J - Analyte detected below the PQL
H - Holding times exceeded
NA - Not analyzed

Source: O'Brien & Gere Engineers, Inc.

O'BRIEN & GERE

Table 49c
Honeywell
Phase II Pre-Design Investigation
SCA Supernatant Treatability Testing

Initial Characterization
SMU 1A
Data Summary

Metals, PCBs, Inorganic Anions and Wet Chemistry	Sediment	Settled Sediment	Sediment/Water Mixture	Supernatant (Total)	Supernatant (Filtered)
Parameter					
Total Metals	**mg/Kg-dry**	**mg/Kg-dry**	**mg/L**	**mg/L**	**mg/L**
Aluminum	3800	4600	110	0.11	0.082 J
Antimony	0.44 J	0.60 J	<0.060	<0.060	<0.060
Arsenic	6.9	7.4	0.21	<0.010	<0.010
Barium	1300	1300	40	0.1	0.098 J
Beryllium	0.31 J	0.41 J	0.0089 J	<0.010	<0.010
Cadmium	1.1 J	1.1 J	0.040 J	<0.010	<0.010
Calcium	350000	350000	13000	260	250
Chromium	25	23	0.78	<0.010	<0.010
Cobalt	2.2 J	3.0 J	0.068 J	<0.050	<0.050
Copper	58	83	2.0	0.024	0.024
Iron	4800	5700	140	0.041 J	<0.050
Lead	41	40	1.4	<0.010	<0.010
Magnesium	18000	18000	720	0.19 J	0.078 J
Manganese	260	270	8.7	0.0017 J	<0.050
Mercury (ng/L)	0.072 J	0.072 J	110000	110 J	35 J
Mercury Method 1631(ng/L)	NA	NA	NA	12.5	6.0
Methyl Mercury Method 1630 (ng/L)	NA	NA	18.3	2.24	2.3
Nickel	27	26	1.1	0.27	0.27
Potassium	730 J	470 J	59	58	57
Selenium	0.58 J	0.51 J	<0.010	<0.010	<0.010
Silica	16000	20000	110	0.8	0.82
Sodium	4000	2600	460	420	420
Thallium	<4.9	<4.8	<0.020	<0.020	<0.020
Vanadium	7.0 J	8.6 J	21 J	0.0013 J	0.0017 J
Zinc	40	43	1.4	0.073	0.13
Polychlorinated Biphenols	**mg/Kg-dry**	**mg/Kg-dry**	**ug/L**		
Aroclor 1016	< 1.22	<1.20	<2.00	NA	NA
Aroclor 1221	< 1.22	<1.20	<2.00	NA	NA
Aroclor 1232	< 1.22	<1.20	<2.00	NA	NA
Aroclor 1242	< 1.22	<1.20	<2.00	NA	NA
Aroclor 1248	< 1.22	<1.20	<2.00	NA	NA
Aroclor 1254	< 1.22	<1.20	<2.00	NA	NA
Aroclor 1260	< 1.22	<1.20	<2.00	NA	NA
Polychlorinated Biphenols Method 1668A				**ng/L**	**ng/L**
Total Monochloro Biphenyls	NA	NA	NA	37.1	26.3
Total Dichloro Biphenyls	NA	NA	NA	18.2	11.3
Total Triochloro Biphenyls	NA	NA	NA	7.14	3.06
Total Tetrachloro Biphenyls	NA	NA	NA	2.4	1.37
Total Pentachloro Biphenyls	NA	NA	NA	ND	ND
Total Hexachloro Biphenyls	NA	NA	NA	ND	ND
Total Heptachloro Biphenyls	NA	NA	NA	ND	ND
Total Cctachloro Biphenyls	NA	NA	NA	ND	ND
Total Nonachloro Biphenyls	NA	NA	NA	ND	ND
Decachloro Biphenyls	NA	NA	NA	ND	ND
Inorganic Anions	**mg/Kg-dry**	**mg/Kg-dry**	**mg/L**	**mg/L**	**mg/L**
Chloride	4500	1600	790	830	850
Fluoride	5.1	6.3	0.48	0.43	0.44
Nitrate (as N)	<5.0	5.7	0.99	0.89	0.9
Sulfate	1800	2100	130	130	130
Wet Chemistry	**mg/Kg-dry**	**mg/Kg-dry**	**mg/L**	**mg/L**	**mg/L**
Alkalinity (as CaCO3) [1]	250	270	NA	280	270
Ammonia (as N) [1]	2.9	0.53	15	16	16
Biochemical Oxygen Demand [1]	32	11	280 H	170 H	170 H
Cyanide (Total)	5.3	4.4	0.23	<0.010	<0.010
Chemical Oxygen Demand [1]	67	30	3600	280	360
Chromium, Hexavalent	< 24	< 4.8	<0.010	<0.010	<0.010
Oil & Grease	7100	8100	530 (mg/Kg)	<5.4	<5.4
Percent Solids (wt %)	35.4	37.4	NA	NA	NA
Silica	16000	20000	110	0.8	0.82
Total Dissolved Solids	NA	NA	NA	1400	2000
Total Suspended Solids	NA	NA	73000	13	NA
Total Kjeldahl Nitrogen [1]	5.4	1.3	58	30	29
Total Organic Carbon [1]	24	8.2	NA	NA	NA
Total Organic Carbon	19500	23400	1900	120	120
Total Phosphorus [1]	<0.10	<0.10	55	0.73	<0.10
Turbidity (NTU)	NA	NA	NA	3.9	<1.0

Notes:
J - Analyte detected below the PQL
H - Holding times exceeded
NA - Not analyzed
1 - For the sediment and settled sediment samples, these analyses were conducted on a leachate generated according to ASTM D 3987-50. Results are soluble concentrations of the analyte (mg/L).

Source: O'Brien & Gere Engineers, Inc.

O'BRIEN & GERE

Table 50a
Honeywell
Phase II Pre-Design Investigation
SCA Supernatant Treatability Testing

Initial Characterization
SMU 1B
Data Summary

Volatile Organic Compounds	Sediment	Settled Sediment	Sediment/Water Mixture	Supernatant (Total)	Supernatant (Filtered)
Parameter	**ug/Kg-dry**	**ug/Kg-dry**	**ug/L**	**ug/L**	**ug/L**
1,1,1,2-Tetrachloroethane	<5000 H	<3000	<125	<125	<125
1,1,1-Trichloroethane	<5000 H	<3000	<125	<125	<125
1,1,2,2-Tetrachloroethane	<5000 H	<3000	<125	<125	<125
1,1,2-Trichloroethane	<5000 H	<3000	<125	<125	<125
1,1-Dichloroethane	<5000 H	<3000	<125	<125	<125
1,1-Dichloroethene	<5000 H	<3000	<125	<125	<125
1,1-Dichloropropene	<5000 H	<3000	<125	<125	<125
1,2,3-Trichlorobenzene	<9900 H	**1600 J**	<250	<250	<250
1,2,3-Trichloropropane	<5000 H	<3000	<125	<125	<125
1,2,4-Trichlorobenzene	**9000 JH**	9000	**45.0 J**	**27.5 J**	<250
1,2,4-Trimethylbenzene	**19000 H**	**16000**	**265**	**178**	**160**
1,2-Dibromo-3-chloropropane	<9900 H	<6000	<250	<250	<250
1,2-Dibromoethane	<5000 H	<3000	<125	<125	<125
1,2-Dichlorobenzene	**150000 H**	**110000**	**3410**	**2380**	**2060**
1,2-Dichloroethane	<5000 H	<3000	<125	<125	<125
1,2-Dichloropropane	<5000 H	<3000	<125	<125	<125
1,3,5-Trimethylbenzene	**13000 H**	**11000**	**172**	**120 J**	**105 J**
1,3-Dichlorobenzene	<5000 H	<3000	<125	<125	<125
1,3-Dichloropropane	<5000 H	<3000	<125	<125	<125
1,4-Dichlorobenzene	**250000 H**	**190000**	**5050**	**3370**	**2900**
2,2-Dichloropropane	<5000 H	<3000	<125	<125	<125
2-Chlorotoluene	<5000 H	<3000	<125	<125	<125
4-Chlorotoluene	<5000 H	<3000	<125	<125	<125
Benzene	**4600 JH**	**850 J**	**568**	**395**	**342**
Bromobenzene	<5000 H	<3000	<125	<125	<125
Bromochloromethane	<5000 H	<3000	<125	<125	<125
Bromodichloromethane	<5000 H	<3000	<125	<125	<125
Bromoform	<5000 H	<3000	<125	<125	<125
Bromomethane	<9900 H	<6000	<250	<250	<250
Carbon tetrachloride	<5000 H	<3000	<125	<125	<125
Chlorobenzene	**120000 H**	**51000**	**6730**	**4760**	**4210**
Chloroethane	<9900 H	<6000	<250	<250	<250
Chloroform	<5000 H	<3000	<125	<125	<125
Chloromethane	<9900 H	<6000	<250	<250	<250
cis-1,2-Dichloroethene	<5000 H	<3000	<125	<125	<125
cis-1,3-Dichloropropene	<5000 H	<3000	<125	<125	<125
Dibromochloromethane	<5000 H	<3000	<125	<125	<125
Dibromomethane	<5000 H	<3000	<125	<125	<125
Dichlorodifluoromethane	<9900 H	<6000	<250	<250	<250
Ethylbenzene	<5000 H	<3000	<125	**115 J**	**100 J**
Hexachlorobutadiene	<9900 H	<6000	<250	<250	<250
Isopropylbenzene	**3200 JH**	**2700 J**	**62.5 J**	**45.0 J**	**37.5 J**
Methyl tert-butyl ether	<5000 H	<3000	<125	<125	<125
Methylene chloride	<9900 H	<6000	<500	<500	<125
n- Butylbenzene	<5000 H	<3000	<125	<125	<125
n- Propylbenzene	<5000 H	<3000	<125	<125	<125
Naphthalene	**180000 H**	**170000**	**4120**	**2580**	**2460**
p- Isopropyltoluene	<5000 H	<3000	<125	<125	<125
sec- Butylbenzene	**14000 H**	**13000**	**72.5 J**	**45.0 J**	**37.5 J**
Styrene	**1400 JH**	**790 J**	**72.5 J**	**42.5 J**	**37.5 J**
tert- Butylbenzene	<5000 H	**690 J**	<125	<125	<125
Tetrachloroethene	<5000 H	<3000	<125	<125	<125
Toluene	**3800 JH**	**1300 J**	**308**	**225**	**182**
trans-1,2-Dichloroethene	<5000 H	<3000	<125	<125	<125
trans-1,3-Dichloropropene	<5000 H	<3000	<125	<125	<125
Trichloroethene	<5000 H	<3000	<125	<125	<125
Trichlorofluoromethane	<9900 H	<6000	<250	<250	<250
Vinyl chloride	<9900 H	<6000	<250	<250	<250
Xylenes (total)	**63000 H**	**38000**	**2340**	**1660**	**1450**

Notes:
J - Analyte detected below the PQL
H - Holding times exceeded
NA - Not analyzed

Source: O'Brien & Gere Engineers, Inc.

O'BRIEN & GERE

Table 50b
Honeywell
Phase II Pre-Design Investigation
SCA Supernatant Treatability Testing

Initial Characterization
SMU 1B
Data Summary

Semivolatile Organic Compounds	Sediment	Settled Sediment	Sediment/Water Mixture	Supernatant (Total)	Supernatant (Filtered)
Parameter	**ug/Kg-dry**	**ug/Kg-dry**	**ug/L**	**ug/L**	**ug/L**
1,2,4-Trichlorobenzene	< 82000	**4500 J**	**390 J**	< 510	< 530
1,2-Dichlorobenzene	**87000**	**51000**	**7500**	**2000**	**1700**
1,3-Dichlorobenzene	< 82000	< 10000	<1000	< 510	< 530
1,4-Dichlorobenzene	**130000**	**83000**	**12000**	**110 J**	**2200**
2,4,5-Trichlorophenol	< 410000	< 51000	<5200	< 2600	< 2600
2,4,6-Trichlorophenol	< 82000	< 10000	<1000	< 510	< 530
2,4-Dichlorophenol	< 82000	< 10000	<1000	< 510	< 530
2,4-Dimethylphenol	< 82000	< 10000	<1000	< 510	< 530
2,4-Dinitrophenol	< 410000	< 51000	<5200	< 2600	< 2600
2,4-Dinitotoluene	< 82000	< 10000	<1000	< 510	< 530
2,6-Dinitotoluene	< 82000	< 10000	<1000	< 510	< 530
2-Chloronaphthalene	< 82000	< 10000	<1000	< 510	< 530
2-Chlorophenol	< 82000	< 10000	<1000	< 510	< 530
2-Methylnaphthalene	**16000 J**	**8800 J**	**730 J**	**52 J**	< 530
2-Methylphenol	< 82000	< 10000	<1000	< 510	< 530
2-Nitroaniline	< 410000	< 51000	<5200	< 2600	< 2600
2-Nitrophenol	< 82000	< 10000	<2100	< 510	< 530
3,3'- Dichlorobenzidine	< 160000	< 20000	<1000	< 1100	< 1100
3-Nitroaniline	< 410000	< 51000	<5200	< 2600	< 2600
4,6-Dinitro-2-methylphenol	< 410000	< 51000	<1000	< 510	< 530
4-Bromophenyl phenyl ether	< 82000	< 10000	<1000	< 510	< 530
4-Chloro-3-methylphenol	< 82000	< 10000	<1000	< 510	< 530
4-Chloroaniline	< 82000	< 10000	<1000	< 2600	< 2600
4-Chlorophenyl phenyl ether	< 82000	< 10000	<1000	< 2600	< 2600
4-Methylphenol	< 82000	< 10000	<1000	< 510	< 530
4-Nitroaniline	< 410000	< 51000	<5200	< 2600	< 2600
4-Nitrophenol	< 410000	< 51000	<5200	< 2600	< 2600
Acenaphthene	< 82000	< 10000	<1000	< 510	< 530
Acenaphthylene	< 82000	**1200 J**	<1000	< 510	< 530
Anthracene	< 82000	< 10000	<1000	< 510	< 530
Benzo[a]anthracene	< 82000	< 10000	<1000	< 510	< 530
Benzo[a]pyrene	< 82000	< 10000	<1000	< 510	< 530
Benzo[b]fluoranthrene	< 82000	< 10000	<1000	< 510	< 530
Benzo[g,h,i]perilene	< 82000	< 10000	<1000	< 510	< 530
Benzo[k]fluoranthrene	< 82000	< 10000	<1000	< 510	< 530
Benzoic acid	< 410000	< 51000	<5200	< 2600	< 2600
Benzyl alcohol	< 82000	< 10000	<1000	< 510	< 530
bis(2-Chloroethoxy)methane	< 82000	< 10000	<1000	< 510	< 530
bis(2-Chloroethyl)ether	< 82000	< 10000	<1000	< 510	< 530
bis(2-Chloroisopropyl)ether	< 82000	< 10000	<1000	< 510	< 530
bis(2-Ethylhexal)phthalate	< 82000	< 10000	<1000	< 510	< 530
Butyl benzyl phthalate	< 82000	< 10000	<1000	< 510	< 530
Chrysene	< 82000	< 10000	<1000	< 510	< 530
Di-n-butyl phthalate	< 82000	< 10000	<1000	< 510	< 530
Di-n-octyl phthalate	< 82000	< 10000	<1000	< 510	< 530
Dibenz[a,h]anthracene	< 82000	< 10000	<1000	< 510	< 530
Dobenzofuran	< 82000	**1100 J**	<1000	< 510	< 530
Diethyl phthalate	< 82000	< 10000	<1000	< 510	< 530
Dimethyl phthalate	< 82000	< 10000	<1000	< 510	< 530
Fluoranthene	< 82000	**1500 J**	<1000	< 510	< 530
Fluorene	< 82000	< 10000	<1000	< 510	< 530
Hexachlorobezene	< 82000	< 10000	<1000	< 510	< 530
Hexachlorobutadiene	< 82000	< 10000	<1000	< 510	< 530
Hexachlorocyclopentadiene	< 82000	< 10000	<1000	< 510	< 530
Hexachloroethane	< 82000	< 10000	<1000	< 510	< 530
Indeno[1,2,3-cd]pyrene	< 82000	< 10000	<1000	< 510	< 530
Isophorone	< 82000	< 10000	<1000	< 510	< 530
N-Nitroso-di--n-propylamine	< 82000	< 10000	<1000	< 510	< 530
N-Nitrosodiphenylamine	< 82000	< 10000	<1000	< 510	< 530
Naphthalene	**170000**	**92000**	**12000**	**2600**	**2300**
Nitrobenzene	< 82000	< 10000	<1000	< 510	< 530
Pentachlorophenol	< 410000	< 51000	<5200	< 2600	< 2600
Phenanthrene	< 82000	**3100 J**	**160 J**	< 510	< 530
Phenol	< 82000	< 10000	**590 J**	**520**	**570**
Pyrene	< 82000	**1200 J**	<1000	< 510	< 530

Notes:
J - Analyte detected below the PQL
H - Holding times exceeded
NA - Not analyzed

Source: O'Brien & Gere Engineers, Inc.

O'BRIEN & GERE

Table 50c
Honeywell
Phase II Pre-Design Investigation
SCA Supernatant Treatability Testing

Initial Characterization
SMU 1B
Data Summary

Metals, PCBs, Inorganic Anions and Wet Chemistry	Sediment	Settled Sediment	Sediment/Water Mixture	Supernatant (Total)	Supernatant (Filtered)
Parameter					
Total Metals	**mg/Kg-dry**	**mg/Kg-dry**	**mg/L**	**mg/L**	**mg/L**
Aluminum	4400	5400	350	<0.010	<0.010
Antimony	2.1 J	2.4 J	0.14 J	<0.060	<0.060
Arsenic	7.4	8.2	0.59	<0.010	<0.010
Barium	970	1100	79	0.062 J	0.063 J
Beryllium	0.38 J	0.47 J	0.027 J	<0.010	<0.010
Cadmium	1.0 J	1.2 J	0.091 J	<0.010	<0.010
Calcium	380000	450000	33000	260	270
Chromium	27	32	2.1	<0.010	<0.010
Cobalt	2.8 J	3.5 J	0.23 J	<0.050	<0.050
Copper	51	52	3.9	0.092	0.095
Iron	4500	5500	330	0.027 J	<0.050
Lead	70	77	5.6	<0.010	<0.010
Magnesium	22000	26000	1800	0.18 J	<1.0
Manganese	300	350	24	0.0021 J	<0.050
Mercury (ng/L)	19	21	1900000	210	69 J
Mercury Method 1631(ng/L)	NA	NA	NA	191	40.2
Methyl Mercury Method 1630 (ng/L)	NA	NA	208	5.94	6.88
Nickel	44	45	3.5	0.67	0.7
Potassium	910 J	600 J	81 J	67	70
Selenium	<2.5	<3.0	0.024 J	<0.010	0.0020 J
Silica	16000	8600	89	0.73	0.73
Sodium	5800	4600	720	510	530
Thallium	1.5 J	<6.0	0.098 J	<0.020	<0.020
Vanadium	8.1 J	10 J	0.59	<0.050	<0.050
Zinc	58	67	4.7	0.018 J	0.011 J
Polychlorinated Biphenols	**mg/Kg-dry**	**mg/Kg-dry**	**ug/L**		
Aroclor 1016	< 1.24	<1.51	<2.00	NA	NA
Aroclor 1221	< 1.24	<1.51	<2.00	NA	NA
Aroclor 1232	< 1.24	<1.51	<2.00	NA	NA
Aroclor 1242	< 1.24	<1.51	<2.00	NA	NA
Aroclor 1248	< 1.24	<1.51	<2.00	NA	NA
Aroclor 1254	< 1.24	<1.51	<2.00	NA	NA
Aroclor 1260	< 1.24	<1.51	<2.00	NA	NA
Polychlorinated Biphenols (Method 1668A)				**ng/L**	**ng/L**
Total Monochloro Biphenyls	NA	NA	NA	135	86.1
Total Dichloro Biphenyls	NA	NA	NA	63.5	26.9
Total Triochloro Biphenyls	NA	NA	NA	6.55	ND
Total Tetrachloro Biphenyls	NA	NA	NA	ND	ND
Total Pentachloro Biphenyls	NA	NA	NA	ND	ND
Total Hexachloro Biphenyls	NA	NA	NA	ND	ND
Total Heptachloro Biphenyls	NA	NA	NA	ND	ND
Total Cctachloro Biphenyls	NA	NA	NA	ND	ND
Total Nonachloro Biphenyls	NA	NA	NA	ND	ND
Decachloro Biphenyls	NA	NA	NA	ND	ND
Inorganic Anions	**mg/Kg-dry**	**mg/Kg-dry**	**mg/L**	**mg/L**	**mg/L**
Chloride	4700	1500	820	840	840
Fluoride	<5.0	<5.0	0.32	0.3	0.29
Nitrate (as N)	<5.0	<5.0	0.78	0.65	0.66
Sulfate	1900	850	150	150	150
Wet Chemistry	**mg/Kg-dry**	**mg/Kg-dry**	**mg/L**	**mg/L**	**mg/L**
Alkalinity (as CaCO3) [1]	460	310	NA	470	460
Ammonia (as N) [1]	2.9	0.66	15	16	16
Biochemical Oxygen Demand [1]	31	11	170 H	170 H	190 H
Cyanide (Total)	2.3	2.8	0.19	<0.010	<0.010
Chemical Oxygen Demand [1]	73	22	2700	390	560
Chromium, Hexavalent	<5.0	<6.0	<0.010	<0.010	<0.010
Oil & Grease	5500	5700	1100 (mg/Kg)	9.5	<5.4
Percent Solids (wt %)	32	40.9	NA	NA	NA
Silica	16000	8600	89	0.73	0.73
Total Dissolved Solids	NA	NA	NA	2200	2200
Total Suspended Solids	NA	NA	84000	8.0	NA
Total Kjeldahl Nitrogen [1]	6.2	1.6	49	31	29
Total Organic Carbon [1]	24	8.9	NA	NA	NA
Total Organic Carbon	11400	12300	1400	120	110
Total Phosphorus [1]	<0.10	<0.10	56	<0.010	<0.10
Turbidity (NTU)	NA	NA	NA	2.5	0.2

Notes:
J - Analyte detected below the PQL
H - Holding times exceeded
NA - Not analyzed
1 - For the sediment and settled sediment samples, these analyses were conducted on a leachate generated according to ASTM D 3987-50. Results are soluble concentrations of the analyte (mg/L).

Source: O'Brien & Gere Engineers, Inc.

O'BRIEN & GERE

Table 51a
Honeywell
Phase II Pre-Design Investigation
SCA Supernatant Treatability Testing

Initial Characterization
SMU 4
Data Summary

Volatile Organic Compounds	Sediment	Settled Sediment	Sediment/Water Mixture	Supernatant (Total)	Supernatant (Filtered)
Parameter	**ug/Kg dry**	**ug/Kg dry**	**ug/L**	**ug/L**	**ug/L**
1,1,1,2-Tetrachloroethane	<490	<570	<2.5 H	<2.5 H	<2.5 H
1,1,1-Trichloroethane	<490	<570	<2.5 H	<2.5 H	<2.5 H
1,1,2,2-Tetrachloroethane	<490	<570	<2.5 H	<2.5 H	<2.5 H
1,1,2-Trichloroethane	<490	<570	<2.5 H	<2.5 H	<2.5 H
1,1-Dichloroethane	<490	<570	<2.5 H	<2.5 H	<2.5 H
1,1-Dichloroethene	<490	<570	<2.5 H	<2.5 H	<2.5 H
1,1-Dichloropropene	<490	<570	<2.5 H	<2.5 H	<2.5 H
1,2,3-Trichlorobenzene	<980	<1100	<5.0 H	<5.0 H	<5.0 H
1,2,3-Trichloropropane	<490	<570	<2.5 H	<2.5 H	<2.5 H
1,2,4-Trichlorobenzene	<980	<1100	**4.60 JH**	**3.15 H**	**2.95 H**
1,2,4-Trimethylbenzene	<490	<570	**1.15 JH**	**1.15 H**	<2.5 H
1,2-Dibromo-3-chloropropane	<980	<1100	<5.0 H	<5.0 H	<5.0 H
1,2-Dibromoethane	<490	<570	<2.5 H	<2.5 H	<2.5 H
1,2-Dichlorobenzene	<490	<570	**1.55 JH**	**0.80 JH**	<2.5 H
1,2-Dichloroethane	<490	<570	<2.5 H	<2.5 H	<2.5 H
1,2-Dichloropropane	<490	<570	<2.5 H	<2.5 H	<2.5 H
1,3,5-Trimethylbenzene	<490	<570	**0.95 JH**	**0.85 JH**	<2.5 H
1,3-Dichlorobenzene	<490	<570	**3.80 H**	**1.45 JH**	**0.65 JH**
1,3-Dichloropropane	<490	<570	<2.5 H	<2.5 H	<2.5 H
1,4-Dichlorobenzene	<490	<570	**1.85 H**	**0.80 JH**	<2.5 H
2,2-Dichloropropane	<490	<570	<2.5 H	<2.5 H	<2.5 H
2-Chlorotoluene	<490	<570	<2.5 H	<2.5 H	<2.5 H
4-Chlorotoluene	<490	<570	<2.5 H	<2.5 H	<2.5 H
Benzene	<490	<570	<2.5 H	**2.75 H**	**1.65 JH**
Bromobenzene	<490	<570	<2.5 H	<2.5 H	<2.5 H
Bromochloromethane	<490	<570	<2.5 H	<2.5 H	<2.5 H
Bromodichloromethane	<490	<570	<2.5 H	<2.5 H	<2.5 H
Bromoform	<490	<570	<2.5 H	<2.5 H	<2.5 H
Bromomethane	<980	<1100	<5.0 H	<5.0 H	<5.0 H
Carbon tetrachloride	<490	<570	<2.5 H	<2.5 H	<2.5 H
Chlorobenzene	<490	<570	<2.5 H	<2.5 H	<2.5 H
Chloroethane	<980	<1100	<5.0 H	<5.0 H	<5.0 H
Chloroform	<490	<570	<2.5 H	<2.5 H	<2.5 H
Chloromethane	<980	<1100	<5.0 H	<5.0 H	<5.0 H
cis-1,2-Dichloroethene	<490	<570	<2.5 H	<2.5 H	<2.5 H
cis-1,3-Dichloropropene	<490	<570	<2.5 H	<2.5 H	<2.5 H
Dibromochloromethane	<490	<570	<2.5 H	<2.5 H	<2.5 H
Dibromomethane	<490	<570	<2.5 H	<2.5 H	<2.5 H
Dichlorodifluoromethane	<980	<1100	<5.0 H	<5.0 H	<5.0 H
Ethylbenzene	**290 J**	<570	**9.60 H**	**14.4 H**	**6.0 H**
Hexachlorobutadiene	<980	<1100	<5.0 H	<5.0 H	<5.0 H
Isopropylbenzene	<490	<570	**1.50 JH**	**1.00 JH**	<2.5 H
Methyl tert-butyl ether	<490	<570	<2.5 H	<2.5 H	<2.5 H
Methylene chloride	<980	<1100	<10.0 H	<10.0 H	**0.55 H**
n- Butylbenzene	<490	<570	<2.5 H	<2.5 H	<2.5 H
n- Propylbenzene	<490	<570	<2.5 H	<2.5 H	<2.5 H
Naphthalene	**990**	<1100	**6.15 H**	**6.85 H**	<5.0 H
p- Isopropyltoluene	<490	<430	<2.5 H	<2.5 H	<2.5 H
sec- Butylbenzene	<490	**270 J**	**0.75 JH**	<2.5 H	<2.5 H
Styrene	<490	<570	<2.5 H	<2.5 H	<2.5 H
tert- Butylbenzene	<490	<570	<2.5 H	<2.5 H	<2.5 H
Tetrachloroethene	<490	<570	<2.5 H	<2.5 H	<2.5 H
Toluene	<490	<570	<2.5 H	**0.65 JH**	<2.5 H
trans-1,2-Dichloroethene	<490	<570	<2.5 H	<2.5 H	<2.5 H
trans-1,3-Dichloropropene	<490	<570	<2.5 H	<2.5 H	<2.5 H
Trichloroethene	<490	<570	<2.5 H	<2.5 H	<2.5 H
Trichlorofluoromethane	<980	<1100	<5.0 H	<5.0 H	<5.0 H
Vinyl chloride	<980	<1100	<5.0 H	<5.0 H	<5.0 H
Xylenes (total)	**5800**	<1100	**246 H**	**311 H**	**130 H**

Notes:
J - Analyte detected below the PQL
H - Holding times exceeded
NA - Not analyzed

Source: O'Brien & Gere Engineers, Inc.

O'BRIEN & GERE

Table 51b
Honeywell
Phase II Pre-Design Investigation
SCA Supernatant Treatability Testing

Initial Characterization
SMU 4
Data Summary

Semivolatile Organic Compounds	Sediment	Settled Sediment	Sediment/Water Mixture	Supernatant (Total)	Supernatant (Filtered)
Parameter	**ug/Kg dry**	**ug/Kg dry**	**ug/L**	**ug/L**	**ug/L**
1,2,4-Trichlorobenzene	<640	<750	<40	<10	< 11
1,2-Dichlorobenzene	<640	<750	<40	<10	< 11
1,3-Dichlorobenzene	<640	<750	**9.1 J**	**1.4 J**	< 11
1,4-Dichlorobenzene	<640	<750	**5.0 J**	<10	< 11
2,4,5-Trichlorophenol	<3300	<3800	<200	<50	< 53
2,4,6-Trichlorophenol	<640	<750	<40	<10	< 11
2,4-Dichlorophenol	<640	<750	<40	<10	< 11
2,4-Dimethylphenol	<640	<750	**8.2 J**	**5.6 J**	**7.0 J**
2,4-Dinitrophenol	<3300	<3800	<200	<50	< 53
2,4-Dinitotoluene	<640	<750	<40	<10	< 11
2,6-Dinitotoluene	<640	<750	<40	<10	< 11
2-Chloronaphthalene	<640	<750	<40	<10	< 11
2-Chlorophenol	<640	<750	<40	<10	< 11
2-Methylnaphthalene	<640	<750	<40	<10	< 11
2-Methylphenol	**170 J**	<750	**47**	**32**	**33**
2-Nitroaniline	<3300	<3800	<200	<50	< 53
2-Nitrophenol	<640	<750	<40	<10	< 11
3,3'- Dichlorobenzidine	<1300	<1500	<80	<20	<21
3-Nitroaniline	<3300	<3800	<200	<50	<53
4,6-Dinitro-2-methylphenol	<3300	<3800	<40	<10	<11
4-Bromophenyl phenyl ether	<640	<750	<40	<10	< 11
4-Chloro-3-methylphenol	<640	<750	<40	<10	<11
4-Chloroaniline	<640	<750	<40	<10	<11
4-Chlorophenyl phenyl ether	<640	<750	<40	<10	<11
4-Methylphenol	**650**	**280 J**	**160**	**37**	**85**
4-Nitroaniline	<3300	<3800	<200	<50	< 53
4-Nitrophenol	<3300	<3800	<200	<50	< 53
Acenaphthene	<640	<750	<40	<10	<11
Acenaphthylene	<640	<750	<40	<10	< 11
Anthracene	**78 J**	<750	<40	<10	< 11
Benzo[a]anthracene	**190 J**	**140 J**	<40	<10	< 11
Benzo[a]pyrene	**150 J**	**100 J**	<40	<10	< 11
Benzo[b]fluoranthrene	**220 J**	**180 J**	**5.1 J**	<10	< 11
Benzo[g,h,i]perilene	<640	<750	<40	<10	< 11
Benzo[k]fluoranthrene	**81 J**	<750	<40	<10	< 11
Benzoic acid	<3300	<3800	<200	<50	< 53
Benzyl alcohol	<640	<750	<40	<10	< 11
bis(2-Chloroethoxy)methane	<640	<750	<40	<10	< 11
bis(2-Chloroethyl)ether	<640	<750	<40	<10	< 11
bis(2-Chloroisopropyl)ether	<640	<750	<40	<10	< 11
bis(2-Ethylhexal)phthalate	**380 J**	**520 J**	**11 J**	**2.0 J**	**1.9 J**
Butyl benzyl phthalate	<640	<750	<40	<10	< 11
Chrysene	**200 J**	**170 J**	**4.6 J**	<10	< 11
Di-n-butyl phthalate	<640	<750	<40	<10	< 11
Di-n-octyl phthalate	<640	<750	<40	<10	**1.1 J**
Dibenz[a,h]anthracene	<640	<750	<40	<10	< 11
Dobenzofuran	<640	<750	<40	<10	< 11
Diethyl phthalate	<640	<750	<40	<10	< 11
Dimethyl phthalate	<640	<750	<40	<10	< 11
Fluoranthene	**410 J**	**320 J**	**9.8 J**	<10	< 11
Fluorene	<640	<750	<40	<10	< 11
Hexachlorobezene	**1500**	**3600**	90	<10	< 11
Hexachlorobutadiene	<640	<750	<40	<10	< 11
Hexachlorocyclopentadiene	<640	<750	<40	<10	< 11
Hexachloroethane	<640	<750	<40	<10	< 11
Indeno[1,2,3-cd]pyrene	<640	<750	<40	<10	< 11
Isophorone	<640	<750	<40	<10	< 11
N-Nitroso-di--n-propylamine	<640	<750	<40	<10	< 11
N-Nitrosodiphenylamine	<640	<750	<40	<10	< 11
Naphthalene	<640	<750	<40	<10	< 11
Nitrobenzene	<640	<750	<40	<10	< 11
Pentachlorophenol	<3300	<3800	<200	<50	<53
Phenanthrene	**310 J**	**210 J**	**8.6 J**	<10	< 11
Phenol	350 J	110 J	**79**	**49**	**65**
Pyrene	**430 J**	**390 J**	**11 J**	<10	< 11

Notes:
J - Analyte detected below the PQL
H - Holding times exceeded
NA - Not analyzed

Source: O'Brien & Gere Engineers, Inc.

Table 51c
Honeywell
Phase II Pre-Design Investigation
SCA Supernatant Treatability Testing

Initial Characterization
SMU 4
Data Summary

Metals, PCBs, Inorganic Anions and Wet Chemistry	Sediment	Settled Sediment	Sediment/Water Mixture	Supernatant (Total)	Supernatant (Filtered)
Parameter					
Total Metals	**mg/Kg-dry**	**mg/Kg-dry**	**mg/L**	**mg/L**	**mg/L**
Aluminum	3200	3100	190	<0.010	<0.010
Antimony	<12	<14	<0.60	0.0026 J	<0.060
Arsenic	5.0	5.1	0.29	<0.010	<0.010
Barium	84	83	4.7	0.53	0.53
Beryllium	0.29 J	0.30 J	0.015 J	<0.010	<0.010
Cadmium	0.68 J	0.66 J	0.029 J	<0.010	<0.010
Calcium	300000	300000	16000	1300	1300
Chromium	17	18	0.98	<0.010	<0.010
Cobalt	2.6 J	2.4 J	0.091 J	<0.050	<0.050
Copper	23	24	1.4	0.0017 J	<0.010
Iron	5900	5800	300	0.078	0.010 J
Lead	29	27	1.6	<0.010	<0.010
Magnesium	7600	7800	470	36	36
Manganese	230	240	13	0.23	0.23
Mercury (ng/L)	44.0	42.0	3800000	220	<200
Mercury Method 1631(ng/L)	NA	NA	NA	291	10.3
Methyl Mercury Method 1630 (ng/L)	NA	NA	1230	0.466	0.083
Nickel	19.0	17	0.9	0.016 J	0.015 J
Potassium	890 J	640 J	64	36.0	36
Selenium	<2.0	0.45 J	<0.10	<0.010	<0.010
Silica	41000	40000	69	1.7	1.7
Sodium	11000	2400	1300	1300	1300
Thallium	1.5 J	<4.6	<0.20	<0.020	<0.020
Vanadium	6.4 J	6.4 j	0.36 J	<0.050	<0.050
Zinc	59	60	3.5	0.012 J	0.0066 J
Polychlorinated Biphenols	**mg/Kg-dry**	**mg/Kg-dry**	**ug/L**		
Aroclor 1016	<0.975	<1.14	<2.00	NA	NA
Aroclor 1221	<0.975	<1.14	<2.00	NA	NA
Aroclor 1232	<0.975	<1.14	<2.00	NA	NA
Aroclor 1242	<0.975	<1.14	<2.00	NA	NA
Aroclor 1248	0.599 J	0.776 J	6.96	NA	NA
Aroclor 1254	<0.975	<1.14	<2.00	NA	NA
Aroclor 1260	<0.975	<1.14	<2.00	NA	NA
Polychlorinated Biphenols (Method 1668)				**ng/L**	**ng/L**
Total Monochloro Biphenyls	NA	NA	NA	1.75	1.07
Total Dichloro Biphenyls	NA	NA	NA	34.6	12.4
Total Triochloro Biphenyls	NA	NA	NA	58.3	13.6
Total Tetrachloro Biphenyls	NA	NA	NA	20.4	2.21
Total Pentachloro Biphenyls	NA	NA	NA	3.58	ND
Total Hexachloro Biphenyls	NA	NA	NA	1.25	ND
Total Heptachloro Biphenyls	NA	NA	NA	ND	ND
Total Cctachloro Biphenyls	NA	NA	NA	ND	ND
Total Nonachloro Biphenyls	NA	NA	NA	ND	ND
Decachloro Biphenyls	NA	NA	NA	ND	ND
Inorganic Anions	**mg/Kg-dry**	**mg/Kg-dry**	**mg/L**	**mg/L**	**mg/L**
Chloride	28000	5000	4200	4200	4200
Fluoride	<5.0	<5.0	<0.20	<0.20	<0.20
Nitrate (as N)	<5.0	<5.0	1.5	1.7	1.7
Sulfate	170	250	130	130	130
Wet Chemistry	**mg/Kg-dry**	**mg/Kg-dry**	**mg/L**	**mg/L**	**mg/L**
Alkalinity (as CaCO3) [1]	150	270	NA	72	86
Ammonia (as N)[1]	1.9	0.21	11	11	11
Biochemical Oxygen Demand [1]	<5.0	<5.0	90 H	9.1	21
Cyanide (Total)	<0.98	<1.1	<0.010	<0.010	<0.010
Chemical Oxygen Demand [1]	18	18	2900	42	49
Chromium, Hexavalent	<20	<23	<0.010	<0.010	<0.010
Oil & Grease	1100	7700	<500 (mg/Kg)	<5.0	<5.2
Percent Solids (wt %)	51.9	43.8	NA	NA	NA
Silica	41000	40000	69	1.7	1.7
Total Dissolved Solids	NA	NA	NA	7900	7300
Total Suspended Solids	NA	NA	77000	<5.0	NA
Total Kjeldahl Nitrogen [1]	7.4	0.57	65	11	11
Total Organic Carbon [1]	3.1	2.8	NA	NA	NA
Total Organic Carbon	11900	10900	510	12	13
Total Phosphorus [1]	<0.10	0.1	66	<0.10	<0.10
Turbidity (NTU)	NA	NA	NA	3.0	<1.0

Notes:
J - Analyte detected below the PQL
H - Holding times exceeded
NA - Not analyzed
1 - For the sediment and settled sediment samples, these analyses were conducted on a leachate generated according to ASTM D 3987-50. Results are soluble concentrations of the analyte (mg/L).

Source: O'Brien & Gere Engineers, Inc.

O'BRIEN & GERE

Table 52a
Honeywell
Phase II Pre-Design Investigation
SCA Supernatant Treatability Testing

Initial Characterization
SMU 6
Data Summary

Volatile Organic Compounds	Sediment	Settled Sediment	Sediment/Water Mixture	Supernatant (Total)	Supernatant (Filtered)
Parameter	**ug/Kg dry**	**ug/Kg dry**	**ug/L**	**ug/L**	**ug/L**
1,1,1,2-Tetrachloroethane	<440	<430	<5.0	<1.0 H	<2.5 H
1,1,1-Trichloroethane	<440	<430	<5.0	<1.0 H	<2.5 H
1,1,2,2-Tetrachloroethane	<440	<430	<5.0	<1.0 H	<2.5 H
1,1,2-Trichloroethane	<440	<430	<5.0	<1.0 H	<2.5 H
1,1-Dichloroethane	<440	<430	<5.0	<1.0 H	<2.5 H
1,1-Dichloroethene	<440	<430	<5.0	<1.0 H	<2.5 H
1,1-Dichloropropene	<440	<430	<5.0	<1.0 H	<2.5 H
1,2,3-Trichlorobenzene	<880	<850	<10.0	<2.0 H	<5.0 H
1,2,3-Trichloropropane	<440	<430	<5.0	<1.0 H	<2.5 H
1,2,4-Trichlorobenzene	<880	<850	**3.20 J**	<2.0 H	<5.0 H
1,2,4-Trimethylbenzene	**450**	<430	**48.5**	**5.38 H**	**3.75 H**
1,2-Dibromo-3-chloropropane	<880	<850	<10.0	<2.0 H	<5.0 H
1,2-Dibromoethane	<440	<430	<5.0	<1.0 H	<2.5 H
1,2-Dichlorobenzene	**520**	<430	**9.2**	**1.72 H**	**1.00 JH**
1,2-Dichloroethane	<440	<430	<5.0	<1.0 H	<2.5 H
1,2-Dichloropropane	<440	<430	<5.0	<1.0 H	<2.5 H
1,3,5-Trimethylbenzene	**250 J**	<430	**26.1**	**3.08 H**	**2.40 JH**
1,3-Dichlorobenzene	<440	<430	**5.4**	**0.78 JH**	<2.5 H
1,3-Dichloropropane	<440	<430	<5.0	<1.0 H	<2.5 H
1,4-Dichlorobenzene	**990**	**440**	**29.3**	**4.58 H**	**2.75 H**
2,2-Dichloropropane	<440	<430	<5.0	<1.0 H	<2.5 H
2-Chlorotoluene	<440	<430	<5.0	<1.0 H	<2.5 H
4-Chlorotoluene	<440	<430	<5.0	<1.0 H	<2.5 H
Benzene	<440	<430	**1.5 J**	**0.92 JH**	**0.60 JH**
Bromobenzene	<440	<430	<5.0	<1.0 H	<2.5 H
Bromochloromethane	<440	<430	<5.0	<1.0 H	<2.5 H
Bromodichloromethane	<440	<430	<5.0	<1.0 H	<2.5 H
Bromoform	<440	<430	<5.0	<1.0 H	<2.5 H
Bromomethane	<880	<850	<10.0	<2.0 H	<5.0 H
Carbon tetrachloride	<440	<430	<5.0	<1.0 H	<2.5 H
Chlorobenzene	**300 J**	**350 J**	**21.2**	**7.92 H**	**4.90 H**
Chloroethane	<880	<850	<10.0	<2.0 H	<5.0 H
Chloroform	<440	<430	<5.0	<1.0 H	<2.5 H
Chloromethane	<880	<850	<10.0	<2.0 H	<5.0 H
cis-1,2-Dichloroethene	<440	<430	<5.0	<1.0 H	<2.5 H
cis-1,3-Dichloropropene	<440	<430	<5.0	<1.0 H	<2.5 H
Dibromochloromethane	<440	<430	<5.0	<1.0 H	<2.5 H
Dibromomethane	<440	<430	<5.0	<1.0 H	<2.5 H
Dichlorodifluoromethane	<880	<850	<10.0	<2.0 H	<5.0 H
Ethylbenzene	<440	<430	**1.10 J**	**0.30 JH**	<2.5 H
Hexachlorobutadiene	<880	<850	<10.0	<2.0 H	<5.0 H
Isopropylbenzene	<440	<430	**7.5**	**1.12 H**	**0.65 JH**
Methyl tert-butyl ether	<440	<430	<5.0	<1.0 H	<2.5 H
Methylene chloride	<880	<850	<10.0	**0.42 JH**	**0.80 JH**
n- Butylbenzene	<440	<430	**2.3 J**	<1.0 H	<2.5 H
n- Propylbenzene	<440	<430	**1.9 J**	<1.0 H	<2.5 H
Naphthalene	**7100**	**1100**	**167**	**31.5 H**	**21.6 H**
p- Isopropyltoluene	<440	<430	**9.4**	<1.0 H	<2.5 H
sec- Butylbenzene	**400 J**	**270 J**	**28.1**	**2.12 H**	**1.25 JH**
Styrene	<440	<430	<5.0	<1.0 H	<2.5 H
tert- Butylbenzene	<440	<430	**2.30 J**	<1.0 H	<2.5 H
Tetrachloroethene	<440	<430	<5.0	<1.0 H	<2.5 H
Toluene	<440	<430	<5.0	**0.32 JH**	<2.5 H
trans-1,2-Dichloroethene	<440	<430	<5.0	<1.0 H	<2.5 H
trans-1,3-Dichloropropene	<440	<430	<5.0	<1.0 H	<2.5 H
Trichloroethene	<440	<430	<5.0	<1.0 H	<2.5 H
Trichlorofluoromethane	<880	<850	<10.0	<2.0 H	<5.0 H
Vinyl chloride	<880	<850	<10.0	<2.0 H	<5.0 H
Xylenes (total)	**130 S**	<850	**12.1**	**4.32 H**	**2.65 JH**

Notes:
J - Analyte detected below the PQL
H - Holding times exceeded
NA - Not analyzed

Source: O'Brien & Gere Engineers, Inc.

O'BRIEN & GERE

Table 52b
Honeywell
Phase II Pre-Design Investigation
SCA Supernatant Treatability Testing

Initial Characterization
SMU 6
Data Summary

Semivolatile Organic Compounds	Sediment	Settled Sediment	Sediment/Water Mixture	Supernatant (Total)	Supernatant (Filtered)
Parameter	**ug/Kg dry**	**ug/Kg dry**	**ug/L**	**ug/L**	**ug/L**
1,2,4-Trichlorobenzene	<5800	<2800	<400	<10	< 11
1,2-Dichlorobenzene	<5800	<2800	**44 J**	**1.8 J**	**1.3 J**
1,3-Dichlorobenzene	<5800	<2800	<400	<10	< 11
1,4-Dichlorobenzene	<5800	**700 J**	**190 J**	**4.8 J**	**3.0 J**
2,4,5-Trichlorophenol	<29000	<14000	<2000	<52	< 53
2,4,6-Trichlorophenol	<5800	<2800	<400	<10	< 11
2,4-Dichlorophenol	<5800	<2800	<400	<10	< 11
2,4-Dimethylphenol	<5800	<2800	<400	<10	< 11
2,4-Dinitrophenol	<29000	<14000	<2000	<52	< 53
2,4-Dinitotoluene	<5800	<2800	<400	<10	< 11
2,6-Dinitotoluene	<5800	<2800	<400	<10	< 11
2-Chloronaphthalene	<5800	<2800	<400	<10	< 11
2-Chlorophenol	<5800	<2800	<400	<10	< 11
2-Methylnaphthalene	**3700 J**	**2400 J**	**410**	**22**	**13**
2-Methylphenol	<5800	<2800	<400	<10	< 11
2-Nitroaniline	<29000	<14000	<2000	<52	< 53
2-Nitrophenol	<5800	<2800	<400	<10	< 11
3,3'- Dichlorobenzidine	<12000	<5600	<1000	<21	< 21
3-Nitroaniline	<29000	<14000	<2000	<52	< 53
4,6-Dinitro-2-methylphenol	<29000	<14000	<400	<10	< 11
4-Bromophenyl phenyl ether	<5800	<2800	<400	<10	< 11
4-Chloro-3-methylphenol	<5800	<2800	<400	<10	< 11
4-Chloroaniline	<5800	<2800	<400	<10	< 11
4-Chlorophenyl phenyl ether	<5800	<2800	<400	<10	< 11
4-Methylphenol	<5800	<2800	**50 J**	<10	**1.3 J**
4-Nitroaniline	<29000	<14000	<2000	<52	< 53
4-Nitrophenol	<29000	<14000	<2000	<52	< 53
Acenaphthene	**2900 J**	**1800 J**	**240 J**	**12**	**6.5 J**
Acenaphthylene	**1200 J**	**980 J**	**100 J**	<10	< 11
Anthracene	**3500 J**	**2700 J**	**230 J**	**2.1 J**	< 11
Benzo[a]anthracene	**4500 J**	**3300**	**230 J**	<10	< 11
Benzo[a]pyrene	**3200 J**	**2400 J**	**150 J**	<10	< 11
Benzo[b]fluoranthrene	**3700 J**	**2700 J**	**180 J**	<10	< 11
Benzo[g,h,i]perilene	**1200 J**	**910 J**	**62 J**	<10	< 11
Benzo[k]fluoranthrene	**1400 J**	**1200 J**	**55 J**	<10	< 11
Benzoic acid	<29000	<14000	<2000	<52	**6.8 J**
Benzyl alcohol	<5800	<2800	<400	<10	< 11
bis(2-Chloroethoxy)methane	<5800	<2800	<400	<10	< 11
bis(2-Chloroethyl)ether	<5800	<2800	<400	<10	< 11
bis(2-Chloroisopropyl)ether	<5800	<2800	<400	<10	< 11
bis(2-Ethylhexal)phthalate	**940 J**	**870 J**	**58 J**	**2.1 J**	< 11
Butyl benzyl phthalate	<5800	<2800	<400	<10	< 11
Chrysene	**4400 J**	**3700**	**230 J**	<10	< 11
Di-n-butyl phthalate	<5800	<2800	<400	<10	< 11
Di-n-octyl phthalate	<5800	<2800	<400	<10	< 11
Dibenz[a,h]anthracene	<5800	<2800	<400	<10	< 11
Dobenzofuran	<5800	**320 J**	<400	<10	< 11
Diethyl phthalate	<5800	<2800	<400	<10	< 11
Dimethyl phthalate	<5800	<2800	<400	<10	< 11
Fluoranthene	**7700**	**5700**	**420**	**1.9 J**	< 11
Fluorene	**2200 J**	**1700 J**	**170 J**	**5.5 J**	**1.7 J**
Hexachlorobezene	<5800	<2800	<400	**<10**	< 11
Hexachlorobutadiene	<5800	<2800	<400	<10	< 11
Hexachlorocyclopentadiene	<5800	<2800	<400	<10	< 11
Hexachloroethane	<5800	<2800	<400	<10	< 11
Indeno[1,2,3-cd]pyrene	**900 J**	**730 J**	**48 J**	<10	< 11
Isophorone	<5800	<2800	<400	<10	< 11
N-Nitroso-di--n-propylamine	<5800	<2800	<400	<10	< 11
N-Nitrosodiphenylamine	<5800	<2800	<400	<10	< 11
Naphthalene	**1900 J**	**1200 J**	**350 J**	**24**	**21**
Nitrobenzene	<5800	<2800	<400	<10	< 11
Pentachlorophenol	<29000	<14000	<2000	<52	<53
Phenanthrene	**10000**	**8200**	**710**	**5.8 J**	< 11
Phenol	<5800	<2800	<400	<10	**1.3 J**
Pyrene	**9800**	**7200**	**520**	**2.3 J**	< 11

Notes:
J - Analyte detected below the PQL
NA - Not analyzed

Source: O'Brien & Gere Engineers, Inc.

O'BRIEN & GERE

Table 52c
Honeywell
Phase II Pre-Design Investigation
SCA Supernatant Treatability Testing

Initial Characterization
SMU 6
Data Summary

Metals, PCBs, Inorganic Anions and Wet Chemistry	Sediment	Settled Sediment	Sediment/Water Mixture	Supernatant (Total)	Supernatant (Filtered)
Parameter					
Total Metals	**mg/Kg-dry**	**mg/Kg-dry**	**mg/L**	**mg/L**	**mg/L**
Aluminum	3500	2900	340	0.17	<0.010
Antimony	0.32 J	<10.0	0.031 J	0.0027 J	0.0029 J
Arsenic	3.5	3.0	0.36	<0.010	<0.010
Barium	140	120	11	0.12	0.11
Beryllium	0.25 J	0.23 J	0.020 J	<0.010	<0.010
Cadmium	5.4	4.4	0.63	<0.010	<0.010
Calcium	180000	190000	8200	230	230
Chromium	57	47	6.2	<0.010	<0.010
Cobalt	3.5 J	4.0 J	0.26 J	<0.050	<0.050
Copper	66	58	7.4	0.0036 J	<0.010
Iron	8800	7800	770	1.8	0.19
Lead	84	66	8.6	<0.010	<0.010
Magnesium	6900	6300	480	40	39
Manganese	270	260	15	0.2	0.2
Mercury (ng/L)	2.0	1.8	270000	110 J	<200
Mercury Method 1631(ng/L)	NA	NA	NA	52.4	2
Methyl Mercury Method 1630 (ng/L)	NA	NA	236	0.193	0.202
Nickel	21	20	2.0	0.0092 J	0.0089 J
Potassium	690 J	590 J	55	9.0	8.8
Selenium	0.44 J	0.66 J	0.048 J	<0.010	<0.010
Silica	160000	170000	58	2.3	2.5
Sodium	3600	990	730	730	710
Thallium	<3.5	1.3 J	<0.20	<0.020	<0.02
Vanadium	7.3 J	6.3 J	0.68	<0.050	<0.050
Zinc	160	140	17	0.016 J	0.016 J
Polychlorinated Biphenols	**mg/Kg-dry**	**mg/Kg-dry**	**ug/L**		
Aroclor 1016	<0.879	<1.49	<2.00	NA	NA
Aroclor 1221	<0.879	<1.49	<2.00	NA	NA
Aroclor 1232	<0.879	<1.49	<2.00	NA	NA
Aroclor 1242	<0.879	<1.49	<2.00	NA	NA
Aroclor 1248	0.365 J	2.97	11.2	NA	NA
Aroclor 1254	<0.879	<1.49	<2.00	NA	NA
Aroclor 1260	<0.879	0.495 J	3.6	NA	NA
Polychlorinated Biphenols (Method 1668A)				**ng/L**	**ng/L**
Total Monochloro Biphenyls	NA	NA	NA	4.19	5.38
Total Dichloro Biphenyls	NA	NA	NA	20.4	8.76
Total Triochloro Biphenyls	NA	NA	NA	35	6.9
Total Tetrachloro Biphenyls	NA	NA	NA	35.3	2.41
Total Pentachloro Biphenyls	NA	NA	NA	14.7	ND
Total Hexachloro Biphenyls	NA	NA	NA	7.91	ND
Total Heptachloro Biphenyls	NA	NA	NA	2.54	ND
Total Cctachloro Biphenyls	NA	NA	NA	ND	ND
Total Nonachloro Biphenyls	NA	NA	NA	ND	ND
Decachloro Biphenyls	NA	NA	NA	ND	ND
Inorganic Anions	**mg/Kg-dry**	**mg/Kg-dry**	**mg/L**	**mg/L**	**mg/L**
Chloride	4900	2200	1400	1400	1400
Fluoride	1.7 J	<5.0	0.31	0.26	<0.20
Nitrate (as N)	1.2 J	<5.0	2	1.9	1.9
Sulfate	100	290	150	150	150
Wet Chemistry	**mg/Kg-dry**	**mg/Kg-dry**	**mg/L**	**mg/L**	**mg/L**
Alkalinity (as CaCO3) [1]	160	170	NA	320	320
Ammonia (as N) [1]	6.2	2.9	36	34	33
Biochemical Oxygen Demand [1]	5.0	7.3	450	9.6	11
Cyanide (Total)	<0.88	<1.5	<0.010	<0.010	<0.010
Chemical Oxygen Demand [1]	110	140	7200	53	42
Chromium, Hexavalent	3.5 J	<30	<0.010	<0.010	<0.010
Oil & Grease	5000	20000	510 (mg/Kg)	<5.4	<5.6
Percent Solids (wt %)	57.5	55.6	NA	NA	NA
Silica	160000	170000	58	2.3	2.5
Total Dissolved Solids	NA	NA	NA	2200	2200
Total Suspended Solids	NA	NA	63000	9.0	NA
Total Kjeldahl Nitrogen [1]	7.4	7.4	170900	47	34
Total Organic Carbon [1]	5.8	10	NA	NA	NA
Total Organic Carbon	24800	14800	1000	14	13
Total Phosphorus [1]	1.0	1.7	75	0.23	<0.10
Turbidity (NTU)	NA	NA	NA	18	1.8

Notes:
J - Analyte detected below the PQL
NA - Not analyzed
1 - For the sediment and settled sediment samples, these analyses were conducted on a leachate generated according to ASTM D 3987-50. Results are soluble concentrations of the analyte (mg/L).

Source: O'Brien & Gere Engineers, Inc.

O'BRIEN & GERE

Table 53a
Honeywell
Phase II Pre-Design Investigation
SCA Supernatant Treatability Testing

Initial Characterization
SMU 7
Data Summary

Volatile Organic Compounds	Sediment	Settled Sediment	Sediment/Water Mixture	Supernatant (Total)	Supernatant (Filtered)
Parameter	**ug/Kg dry**	**ug/Kg dry**	**ug/L**	**ug/L**	**ug/L**
1,1,1,2-Tetrachloroethane	<560	<740	<5.0	<5.0	<0.5
1,1,1-Trichloroethane	<560	<740	<5.0	<5.0	<0.5
1,1,2,2-Tetrachloroethane	<560	<740	<5.0	<5.0	<0.5
1,1,2-Trichloroethane	<560	<740	<5.0	<5.0	<0.5
1,1-Dichloroethane	<560	<740	<5.0	<5.0	<0.5
1,1-Dichloroethene	<560	<740	<5.0	<5.0	<0.5
1,1-Dichloropropene	<560	<740	<5.0	<5.0	<0.5
1,2,3-Trichlorobenzene	<1100	<1500	<10.0	<10.0	<1.0
1,2,3-Trichloropropane	<560	<740	<5.0	<5.0	<0.5
1,2,4-Trichlorobenzene	**1200**	**1200 J**	**2.80 J**	<10.0	**0.38 J**
1,2,4-Trimethylbenzene	**5000**	**4600**	**4.60 J**	**21.2**	**8.2**
1,2-Dibromo-3-chloropropane	<1100	<1500	<10.0	<10.0	<1.0
1,2-Dibromoethane	<560	<740	<5.0	<5.0	<0.5
1,2-Dichlorobenzene	**2600**	**2500**	**19.2**	**22.5**	**7.39**
1,2-Dichloroethane	<560	<740	<5.0	<0.5	<0.5
1,2-Dichloropropane	<560	<740	<5.0	<0.5	<0.5
1,3,5-Trimethylbenzene	**3400**	**3300**	**19.4**	**14.2**	**5.82**
1,3-Dichlorobenzene	**840**	<4800	**7.7**	**530**	**1.38**
1,3-Dichloropropane	<560	<4800	<5.0	<5.0	<0.5
1,4-Dichlorobenzene	**8200**	**7900**	**86.8**	**59.1**	**13.8**
2,2-Dichloropropane	<560	<740	<5.0	<5.0	<0.5
2-Chlorotoluene	<560	<740	<5.0	<5.0	<0.5
4-Chlorotoluene	<560	<740	<5.0	<5.0	<0.5
Benzene	**190 J**	<740	**15.1**	**9.3**	**4.01**
Bromobenzene	<560	<740	<5.0	<5.0	<0.5
Bromochloromethane	<560	<740	<5.0	<5.0	<0.5
Bromodichloromethane	<560	<740	<5.0	<5.0	<0.5
Bromoform	<560	<740	<5.0	<5.0	<0.5
Bromomethane	<1100	<1500	<10.0	<10.0	<1.0
Carbon tetrachloride	<560	<740	<5.0	<5.0	<0.5
Chlorobenzene	**2900**	**2000**	**99**	**69.7**	**23.5**
Chloroethane	<1100	<1500	<10.0	<10.0	<1.0
Chloroform	<560	<740	<5.0	<5.0	<0.5
Chloromethane	<1100	<1500	<10.0	<10.0	<1.0
cis-1,2-Dichloroethene	<560	<740	<5.0	<5.0	<0.5
cis-1,3-Dichloropropene	<560	<740	<5.0	<5.0	<0.5
Dibromochloromethane	<560	<740	<5.0	<5.0	<0.5
Dibromomethane	<560	<740	<5.0	<5.0	<0.5
Dichlorodifluoromethane	<1100	<1500	<10.0	<10.0	<1.0
Ethylbenzene	<560	<740	<5.0	**8.6**	<0.5
Hexachlorobutadiene	<1100	<1500	<10.0	<10.0	<1.0
Isopropylbenzene	**1200**	**1100**	**1.20 J**	**6.8**	**2.64**
Methyl tert-butyl ether	<560	<740	<5.0	<0.5	<0.5
Methylene chloride	<1100	<1500	<10.0	<5.0	**0.62 J**
n- Butylbenzene	<560	<740	<5.0	<5.0	<0.5
n- Propylbenzene	<560	<740	<5.0	<5.0	**0.22 J**
Naphthalene	**42000**	**33000**	**7.60 J**	**220**	**61.9 E**
p- Isopropyltoluene	**1300**	**1400**	**3.00 J**	<5.0	<0.5
sec- Butylbenzene	**9200**	<740	**3.20 J**	**15.3**	**5.13**
Styrene	<560	<740	<5.0	<5.0	<0.5
tert- Butylbenzene	<560	**570 J**	**2.20 J**	<5.0	**0.65**
Tetrachloroethene	<560	<740	<5.0	<5.0	<0.5
Toluene	<560	<740	**13.3**	**11.1**	**4.24**
trans-1,2-Dichloroethene	<560	<740	<5.0	<0.5	<0.5
trans-1,3-Dichloropropene	<560	<740	<5.0	<0.5	<0.5
Trichloroethene	<560	<740	<5.0	<0.5	<0.5
Trichlorofluoromethane	<1100	<1500	<10.0	<1.0	<1.0
Vinyl chloride	<1100	<1500	<10.0	<1.0	<1.0
Xylenes (total)	**4600**	**3500**	**36.7**	**61.6**	**22.9**

Notes:
J - Analyte detected below the PQL
NA - Not analyzed

Source: O'Brien & Gere Engineers, Inc.

O'BRIEN & GERE

Table 53b
Honeywell
Phase II Pre-Design Investigation
SCA Supernatant Treatability Testing

Initial Characterization
SMU 7
Data Summary

Semivolatile Organic Compounds	Sediment	Settled Sediment	Sediment/Water Mixture	Supernatant (Total)	Supernatant (Filtered)
Parameter	**ug/Kg-dry**	**ug/Kg-dry**	**ug/L**	**ug/L**	**ug/L**
1,2,4-Trichlorobenzene	**1100 J**	**740 j**	**83 J**	<52	< 11
1,2-Dichlorobenzene	**2300 J**	**1300 J**	**200 J**	**24 J**	**14**
1,3-Dichlorobenzene	**870 J**	**620 J**	**71 J**	**5.7 J**	**3.2 J**
1,4-Dichlorobenzene	**11000 J**	**6100**	**700**	**61**	**34**
2,4,5-Trichlorophenol	< 37000	<30000	<2000	< 260	< 53
2,4,6-Trichlorophenol	< 7400	< 5900	<400	<52	< 11
2,4-Dichlorophenol	< 7400	< 5900	<400	<52	**2.0 J**
2,4-Dimethylphenol	< 7400	< 5900	<400	<52	**1.2 J**
2,4-Dinitrophenol	< 37000	<30000	<2000	< 260	< 53
2,4-Dinitotoluene	< 7400	< 5900	<400	<52	< 11
2,6-Dinitotoluene	< 7400	< 5900	<400	<52	< 11
2-Chloronaphthalene	< 7400	< 5900	<400	<52	< 11
2-Chlorophenol	< 7400	< 5900	<400	<52	**2.6 J**
2-Methylnaphthalene	**5800 J**	**4100 J**	**410**	**11 J**	**6.0 J**
2-Methylphenol	< 7400	< 5900	<400	<52	< 11
2-Nitroaniline	< 37000	<30000	<2000	< 260	< 53
2-Nitrophenol	< 7400	< 5900	<400	<52	< 11
3,3'- Dichlorobenzidine	< 15000	< 12000	<1000	< 100	< 21
3-Nitroaniline	< 37000	<30000	<2000	< 260	< 53
4,6-Dinitro-2-methylphenol	< 37000	<30000	<400	<52	< 11
4-Bromophenyl phenyl ether	< 7400	< 5900	<400	<52	< 11
4-Chloro-3-methylphenol	< 7400	< 5900	<400	<52	< 11
4-Chloroaniline	< 7400	< 5900	<400	< 260	< 11
4-Chlorophenyl phenyl ether	< 7400	< 5900	<400	< 260	< 11
4-Methylphenol	< 7400	< 5900	<400	<52	< 11
4-Nitroaniline	< 37000	<30000	<2000	< 260	< 53
4-Nitrophenol	< 37000	<30000	<2000	< 260	< 53
Acenaphthene	**1900 J**	**2100 J**	**120 J**	<52	**1.2 J**
Acenaphthylene	**1300 J**	**1400 J**	**86 J**	<52	< 11
Anthracene	**2400 J**	**3100 J**	**160 J**	<52	< 11
Benzo[a]anthracene	**4000 J**	**4200 J**	**210 J**	<52	< 11
Benzo[a]pyrene	**3200 J**	**3300 J**	**140 J**	<52	< 11
Benzo[b]fluoranthrene	**4300 J**	**5400 J**	**220 J**	<52	< 11
Benzo[g,h,i]perilene	**1600 J**	**1300 J**	**59 J**	<52	< 11
Benzo[k]fluoranthrene	**1700 J**	**1900 J**	**72 J**	<52	< 11
Benzoic acid	< 37000	<30000	<2000	< 260	**7.5 J**
Benzyl alcohol	< 7400	< 5900	<400	<52	< 11
bis(2-Chloroethoxy)methane	< 7400	< 5900	<400	<52	< 11
bis(2-Chloroethyl)ether	< 7400	< 5900	<400	<52	< 11
bis(2-Chloroisopropyl)ether	< 7400	< 5900	<400	<52	< 11
bis(2-Ethylhexal)phthalate	**5900 J**	**7900**	**400 J**	<52	**1.1 J**
Butyl benzyl phthalate	< 7400	< 5900	<400	<52	< 11
Chrysene	**4700 J**	**5500 J**	**260 J**	<52	< 11
Di-n-butyl phthalate	< 7400	< 5900	<400	<52	< 11
Di-n-octyl phthalate	< 7400	< 5900	<400	<52	< 11
Dibenz[a,h]anthracene	< 7400	< 5900	<400	<52	< 11
Dobenzofuran	**1700 J**	**2100 J**	**130 J**	<52	< 11
Diethyl phthalate	< 7400	< 5900	<400	<52	< 11
Dimethyl phthalate	< 7400	< 5900	<400	<52	< 11
Fluoranthene	**9600**	**11000**	**570**	<52	< 11
Fluorene	**2900 J**	**3200 J**	**180 J**	<52	< 11
Hexachlorobezene	< 7400	< 5900	<400	<52	< 11
Hexachlorobutadiene	< 7400	< 5900	<400	<52	< 11
Hexachlorocyclopentadiene	< 7400	< 5900	<400	<52	< 11
Hexachloroethane	< 7400	< 5900	<400	<52	< 11
Indeno[1,2,3-cd]pyrene	**1200 J**	**860 J**	**47 J**	<52	< 11
Isophorone	< 7400	< 5900	<400	<52	< 11
N-Nitroso-di--n-propylamine	< 7400	< 5900	<400	<52	< 11
N-Nitrosodiphenylamine	< 7400	< 5900	<400	<52	< 11
Naphthalene	**27000**	**12000**	**2300**	**140**	**110**
Nitrobenzene	< 7400	< 5900	<400	<52	< 11
Pentachlorophenol	< 37000	<30000	<2000	< 260	<53
Phenanthrene	**12000**	**13000**	**700**	<52	< 11
Phenol	< 7400	< 5900	<400	<52	**2.7 J**
Pyrene	**9300**	**12000**	**550**	<52	< 11

Notes:
J - Analyte detected below the PQL
NA - Not analyzed

Source: O'Brien & Gere Engineers, Inc.

O'BRIEN & GERE

Table 53c
Honeywell
Phase II Pre-Design Investigation
SCA Supernatant Treatability Testing

Initial Characterization
SMU 7
Data Summary

Metals, PCBs, Inorganic Anions and Wet Chemistry	Sediment	Settled Sediment	Sediment/Water Mixture	Supernatant (Total)	Supernatant (Filtered)
Parameter					
Total Metals	**mg/Kg-dry**	**mg/Kg-dry**	**mg/L**	**mg/L**	**mg/L**
Aluminum	3900	3800	300	0.25	<0.010
Antimony	0.49 J	0.91 J	0.071 J	0.0027 J	0.0037 J
Arsenic	5.2	4.6	0.41	<0.010	<0.010
Barium	260	230	19	0.080 J	0.066 J
Beryllium	0.34 J	0.32 J	0.022 J	<0.010	<0.010
Cadmium	13	13	1.1	<0.010	<0.010
Calcium	270000	220000	15000	200	190
Chromium	180	180	15	0.018	<0.010
Cobalt	4.6 J	4.3 J	0.29 J	<0.050	<0.050
Copper	140	140	12.0	0.013	0.0022 J
Iron	9200	8500	3.2	3.2	0.13
Lead	280	270	23	0.015	<0.010
Magnesium	7200	6100	520	91	88
Manganese	270	220	16	0.16	0.15
Mercury (ng/L)	14	15	1500000	940	50 J
Mercury Method 1631(ng/L)	NA	NA	NA	675	6.3
Methyl Mercury Method 1630 (ng/L)	NA	NA	1780	3.17	0.265
Nickel	47	44	3.5	0.026 J	0.020 J
Potassium	790 J	800 J	54	9.0	8.7
Selenium	0.61 J	0.63 J	0.047 J	<0.010	<0.010
Silica	49000	51000	32	3	3
Sodium	7600	2400	880	890	860
Thallium	<4.5	<6.0	<0.20	<0.020	<0.020
Vanadium	10 J	15	0.78	0.0015 J	<0.050
Zinc	300	290	24	0.027	0.0094 J
Polychlorinated Biphenols	**mg/Kg-dry**	**mg/Kg-dry**	**ug/L**		
Aroclor 1016	< 1.12	<1.49	<4.00	NA	NA
Aroclor 1221	< 1.12	<1.49	<4.00	NA	NA
Aroclor 1232	< 1.12	<1.49	<4.00	NA	NA
Aroclor 1242	< 1.12	<1.49	<4.00	NA	NA
Aroclor 1248	2.08	2.97	<4.00	NA	NA
Aroclor 1254	< 1.12	<1.49	36.8	NA	NA
Aroclor 1260	0.312 J	0.495 J	<4.00	NA	NA
Polychlorinated Biphenols (Method 1668A)				**ng/L**	**ng/L**
Total Monochloro Biphenyls	NA	NA	NA	ND	ND
Total Dichloro Biphenyls	NA	NA	NA	38.8	7.23
Total Triochloro Biphenyls	NA	NA	NA	101	13.2
Total Tetrachloro Biphenyls	NA	NA	NA	115	11.9
Total Pentachloro Biphenyls	NA	NA	NA	71.9	5.33
Total Hexachloro Biphenyls	NA	NA	NA	50.8	3.64
Total Heptachloro Biphenyls	NA	NA	NA	28.6	0.777
Total Cctachloro Biphenyls	NA	NA	NA	8.01	ND
Total Nonachloro Biphenyls	NA	NA	NA	1.06	ND
Decachloro Biphenyls	NA	NA	NA	0.581	ND
Inorganic Anions	**mg/Kg-dry**	**mg/Kg-dry**	**mg/L**	**mg/L**	**mg/L**
Chloride	11000	2200	1600	1600	1600
Fluoride	<5.0	<5.0	0.32	0.28	0.29
Nitrate (as N)	<5.0	<5.0	1.1	1.4	1.4
Sulfate	100	290	130	130	130
Wet Chemistry	**mg/Kg-dry**	**mg/Kg-dry**	**mg/L**	**mg/L**	**mg/L**
Alkalinity (as CaCO3) [1]	160	170	NA	480	480
Ammonia (as N) [1]	9.7	2.9	52	46	46
Biochemical Oxygen Demand [1]	7.6	7.3	510	9.9	6.3
Cyanide (Total)	<1.1	<1.5	<0.010	<0.010	<0.010
Chemical Oxygen Demand [1]	96	140	12000	98	69
Chromium, Hexavalent	< 22	<30	<0.010	<0.010	<0.010
Oil & Grease	15000	20000	1800 (mg/Kg)	<5.3	<5.4
Percent Solids (wt %)	46.8	45.3	NA	NA	NA
Silica	49000	51000	32	3.0	3.0
Total Dissolved Solids	NA	NA	NA	2800	3100
Total Suspended Solids	NA	NA	82000	23	NA
Total Kjeldahl Nitrogen [1]	13	7.4	220	47	46
Total Organic Carbon [1]	11	10	NA	NA	NA
Total Organic Carbon	27900	37500	1000	30	27
Total Phosphorus [1]	1.3	1.7	160	0.26	<0.20
Turbidity (NTU)	NA	NA	NA	46	<1.0

Notes:

J - Analyte detected below the PQL

NA - Not analyzed

1 - For the sediment and settled sediment samples, these analyses were conducted on a leachate generated according to ASTM D 3987-50. Results are soluble concentrations of the analyte (mg/L).

Source: O'Brien & Gere Engineers, Inc.

O'BRIEN & GERE

Table 54
Honeywell
Phase II Pre-Design Investigation
SCA Supernatant Treatability Testing

pH Titration
SMU 1A
Data Summary

Volume	0.1 N H2SO4 added			pH
L	ml	meq/L	mg/L	S.U.
0.5	0	0.0	0	11.6
	5	1.0	49	11.4
	10	2.0	98	11.1
	10.7	2.1	105	11.0
	15	3.0	147	10.2
	20	4.0	196	9.2
	25	5.0	245	5.7
	30	6.0	294	4.2
	32	6.4	314	3.8
	34	6.8	333	3.5
	35	7.0	343	3.4
	36	7.2	353	3.3
	37	7.4	363	3.2
	38	7.6	372	3.1
	39	7.8	382	3.0

Source: O'Brien & Gere Engineers, Inc.

O'BRIEN & GERE

Table 55
Honeywell
Phase II Pre-Design Investigation
SCA Supernatant Treatability Testing

pH Titration
SMU 1B
Data Summary

Volume	0.1 N H2SO4 added			pH
L	ml	meq/L	mg/L	S.U.
1.0	0	0.0	0	12.5
	5	0.5	25	12.5
	10	1.0	49	12.5
	15	1.5	74	12.5
	20	2.0	98	12.4
	25	2.5	123	12.4
	30	3.0	147	12.3
	35	3.5	172	12.2
	40	4.0	196	12.1
	45	4.5	221	12.0
	50	5.0	245	11.9
	55	5.5	270	11.7
	60	6.0	294	11.4
	65	6.5	319	11.0
	70	7.0	343	10.4
	75	7.5	368	9.9
	80	8.0	392	9.4
	85	8.5	417	7.8
	90	9.0	441	5.4
	95	9.5	466	4.7
	100	10.0	490	4.2
	105	10.5	515	3.7
	110	11.0	539	3.4
	115	11.5	564	3.2
	120	12.0	588	3.1
	122.5	12.3	600	3.0

Source: O'Brien & Gere Engineers, Inc.

O'BRIEN & GERE

Table 56
Honeywell
Phase II Pre-Design Investigation
SCA Supernatant Treatability Testing

pH Titration
SMU 4
Data Summary

Volume	0.1 N H2SO4 added			pH	Volume	0.1 N NaOH added			pH
L	ml	meq/L	mg/L	S.U.	L	ml	meq/L	mg/L	S.U.
1.0	0	0.0	0	7.4	1.0	0	0.0	0	7.5
	5	0.5	25	6.7		5	0.5	20	8.9
	10	1.0	49	6.2		10	1.0	40	9.3
	15	1.5	74	5.6		15	1.5	60	9.6
	20	2.0	98	3.9		20	2.0	80	9.9
	22	2.2	108	3.5		25	2.5	100	10.3
	24	2.4	118	3.4		30	3.0	120	10.8
	26	2.6	127	3.2		31	3.1	124	10.9
	28	2.8	137	3.1		32	3.2	128	11.0
	30	3.0	147	3.0		32.5	3.3	130	11.0
	30.5	3.1	151	3.0					

Source: O'Brien & Gere Engineers, Inc.

O'BRIEN & GERE

Table 57
Honeywell
Phase II Pre-Design Investigation
SCA Supernatant Treatability Testing

pH Titration
SMU 6
Data Summary

Volume	0.1 N H2SO4 added			pH	Volume	0.1 N NaOH added			pH
L	ml	meq/L	mg/L	S.U.	L	ml	meq/L	mg/L	S.U.
1.0	0	0.0	0	8.1	1.0	0	0.0	0	8.1
	10	1.0	49	7.3		20	2.0	80	8.4
	20	2.0	98	7.0		40	4.0	160	8.6
	30	3.0	147	6.8		60	6.0	240	9.4
	40	4.0	196	6.6		70	7.0	280	9.8
	50	5.0	245	6.4		80	8.0	320	10.3
	60	6.0	294	6.0		90	9.0	360	10.8
	70	7.0	343	3.6		93	9.3	372	11.0
	72	7.2	353	3.3					
	74	7.4	363	3.2					
	76	7.6	372	3.1					
	78	7.8	382	3.1					
	80	8.0	392	3.0					

Source: O'Brien & Gere Engineers, Inc.

O'BRIEN & GERE

Table 58
Honeywell
Phase II Pre-Design Investigation
SCA Supernatant Treatability Testing

pH Titration
SMU 7
Data Summary

Volume	0.1 N H2SO4 added			pH	Volume	0.1 N NaOH added			pH
L	ml	meq/L	mg/L	S.U.	L	ml	meq/L	mg/L	S.U.
1.0	0	0.0	0	8.1	1.0	0	0.0	0	8.1
	10	1.0	49	7.5		10	1.0	40	8.2
	20	2.0	98	7.3		20	2.0	80	8.4
	30	3.0	147	7.3		30	3.0	120	8.5
	40	4.0	196	7.1		40	4.0	160	8.8
	50	5.0	245	7.0		50	5.0	200	9.2
	60	6.0	294	6.9		60	6.0	240	9.4
	70	7.0	343	6.9		70	7.0	280	9.6
	80	8.0	392	6.9		80	8.0	320	9.8
	90	9.0	441	5.5		90	9.0	360	10.0
	100	10.0	490	3.1		100	10.0	400	10.1
	100.3	10.0	491	3.0		110	11.0	440	10.3
						120	12.0	480	10.5
						130	13.0	520	10.8
						137	13.7	548	11.0

Source: O'Brien & Gere Engineers, Inc.

O'BRIEN & GERE

Table 59
Honeywell
Phase II Pre-Design Investigation
SCA Supernatant Treatability Testing

Solids Removal - Direct Filtration
VOCs
Data Summary

Volatile Organic Compounds	SMU 1A				SMU 1B				SMU 4				SMU 6				SMU 7			
	Control	Amiad Filter (3um)	Amiad Filter (2um)	Glass Fiber Filter (1um)	Control	Amiad Filter (3um)	Amiad Filter (2um)	Glass Fiber Filter (1um)	Control	Amiad Filter (3um)	Amiad Filter (2um)	Glass Fiber Filter (1um)	Control	Amiad Filter (3um)	Amiad Filter (2um)	Glass Fiber Filter (1um)	Control	Amiad Filter (3um)	Amiad Filter (2um)	Glass Fiber Filter (1um)
Parameter (ug/L)																				
1,1,1,2-Tetrachloroethane	<10.0	<10.0	<10.0	<25	<50.0	<50.0	<50.0	<50.0	<0.50	<2.50	<2.50	<0.50	<0.50	<0.50	<0.50	<0.50	<0.50	<0.50	<0.50	<0.50
1,1,1-Trichloroethane	<10.0	<10.0	<10.0	<25	<50.0	<50.0	<50.0	<50.0	<0.50	<2.50	<2.50	<0.50	<0.50	<0.50	<0.50	<0.50	<0.50	<0.50	<0.50	<0.50
1,1,2,2-Tetrachloroethane	<10.0	<10.0	<10.0	<25	<50.0	<50.0	<50.0	<50.0	<0.50	<2.50	<2.50	<0.50	<0.50	<0.50	<0.50	<0.50	<0.50	<0.50	<0.50	<0.50
1,1,2-Trichloroethane	<10.0	<10.0	<10.0	<25	<50.0	<50.0	<50.0	<50.0	<0.50	<2.50	<2.50	<0.50	<0.50	<0.50	<0.50	<0.50	<0.50	<0.50	<0.50	<0.50
1,1-Dichloroethane	<10.0	<10.0	<10.0	<25	<50.0	<50.0	<50.0	<50.0	<0.50	<2.50	<2.50	<0.50	<0.50	<0.50	<0.50	<0.50	<0.50	<0.50	<0.50	<0.50
1,1-Dichloroethene	<10.0	<10.0	<10.0	<25	<50.0	<50.0	<50.0	<50.0	<0.50	<2.50	<2.50	<0.50	<0.50	<0.50	<0.50	<0.50	<0.50	<0.50	<0.50	<0.50
1,1-Dichloropropene	<10.0	<10.0	<10.0	<25	<50.0	<50.0	<50.0	<50.0	<0.50	<2.50	<2.50	<0.50	<0.50	<0.50	<0.50	<0.50	<0.50	<0.50	<0.50	<0.50
1,2,3-Trichlorobenzene	<20.0	<20.0	<20.0	<50	<100.0	<100.0	<100.0	<100.0	<1.0	<5.0	<5.0	<1.0	<1.0	<1.0	<1.0	<1.0	<1.0	<1.0	<1.0	<1.0
1,2,3-Trichloropropane	<10.0	<10.0	<10.0	<25	<50.0	<50.0	<50.0	<50.0	<0.50	<2.50	<2.50	<0.50	<0.50	<0.50	<0.50	<0.50	<0.50	<0.50	<0.50	<0.50
1,2,4-Trichlorobenzene	<20.0	<20.0	<20.0	<50	<100.0	<100.0	<100.0	<100.0	**0.61 J**	<5.0	<5.0	<1.0	<1.0	<1.0	<1.0	<1.0	**0.14 J**	**0.69 J**	**0.70 J**	<1.0
1,2,4-Trimethylbenzene	**76.6**	**128**	**131**	**104**	**46.0 J**	**52**	**56**	**48.0 J**	**0.22 J**	**1.30 J**	**1.15 J**	**0.42 J**	<0.50	**0.38 J**	**0.36 J**	**0.30 J**	<0.50	**0.27 J**	**0.28 J**	<0.50
1,2-Dibromo-3-chloropropane	<20.0	<20.0	<20.0	<50	<100.0	<100.0	<100.0	<100.0	<1.0	<5.0	<5.0	<1.0	<1.0	<1.0	<1.0	<1.0	<1.0	<1.0	<1.0	<1.0
1,2-Dibromoethane	<10.0	<10.0	<10.0	<25	<50.0	<50.0	<50.0	<50.0	<0.50	<2.50	<2.50	<0.50	<0.50	<0.50	<0.50	<0.50	<0.50	<0.50	<0.50	<0.50
1,2-Dichlorobenzene	**51.0**	**65.4**	**67.2**	**61**	**744.0**	**876**	**914**	**733**	**0.40 J**	**3.30**	**1.75 J**	**4.35**	**0.39 J**	**1.13**	**0.99**	**0.69**	**0.8**	**1.3**	**1.5**	**0.77**
1,2-Dichloroethane	<10.0	<10.0	<10.0	<25	<50.0	<50.0	<50.0	<50.0	<0.50	<2.50	<2.50	<0.50	<0.50	<0.50	<0.50	<0.50	<0.50	<0.50	<0.50	<0.50
1,2-Dichloropropane	<10.0	<10.0	<10.0	<25	<50.0	<50.0	<50.0	<50.0	<0.50	<2.50	<2.50	<0.50	<0.50	<0.50	<0.50	<0.50	<0.50	<0.50	<0.50	<0.50
1,3,5-Trimethylbenzene	**44.0**	**71.8**	**71.6**	**60.5**	**32.0 J**	**37.0 J**	**38.0 J**	**32.0 J**	**0.17 J**	**0.95 J**	**0.85 J**	**0.28 J**	**0.35 J**	**0.78**	**0.71**	**0.53**	<0.50	**0.26 J**	**0.28 J**	<0.50
1,3-Dichlorobenzene	<10.0	<10.0	<10.0	<25	<50.0	**842**	<50.0	<50.0	**0.40 J**	<2.50	<2.50	**0.47 J**	**0.19 J**	**0.22 J**	**0.21 J**	**0.17 J**	**1.21**	**1.4**	**1.54**	**0.97**
1,3-Dichloropropane	<10.0	<10.0	<10.0	<25	<50.0	<50.0	<50.0	<50.0	<0.50	<2.50	<2.50	<0.50	<0.50	<0.50	<0.50	<0.50	<0.50	<0.50	<0.50	<0.50
1,4-Dichlorobenzene	**23.0**	**31.4**	**31.6**	**29.5**	**713.0**	**855**	**879**	**723**	<0.50	**3.95**	**2.15 J**	**3.83**	<0.50	**2.37**	**2.15**	**1.39**	**3.3**	**4.96**	**5.54**	**1.68**
2,2-Dichloropropane	<10.0	<10.0	<10.0	<25	<50.0	<50.0	<50.0	<50.0	<0.50	<2.50	<2.50	<0.50	<0.50	<0.50	<0.50	<0.50	<0.50	<0.50	<0.50	<0.50
2-Chlorotoluene	<10.0	<10.0	<10.0	<25	<50.0	<50.0	<50.0	<50.0	<0.50	<2.50	<2.50	<0.50	<0.50	<0.50	<0.50	<0.50	<0.50	<0.50	<0.50	<0.50
4-Chlorotoluene	<10.0	<10.0	<10.0	<25	<50.0	<50.0	<50.0	<50.0	<0.50	<2.50	<2.50	<0.50	<0.50	<0.50	<0.50	<0.50	<0.50	<0.50	<0.50	<0.50
Benzene	**173**	**242**	**236**	**159**	**298**	**370**	**380**	**225**	**1.6**	**2.00 J**	**1.85 J**	**1.22**	<0.50	<0.50	<0.50	<0.50	<0.50	<0.50	<0.50	<0.50
Bromobenzene	<10.0	<10.0	<10.0	<25	<50.0	<50.0	<50.0	<50.0	<0.50	<2.50	<2.50	<0.50	<0.50	<0.50	<0.50	<0.50	<0.50	<0.50	<0.50	<0.50
Bromochloromethane	<10.0	<10.0	<10.0	<25	<50.0	<50.0	<50.0	<50.0	<0.50	<2.50	<2.50	<0.50	<0.50	<0.50	<0.50	<0.50	<0.50	<0.50	<0.50	<0.50
Bromodichloromethane	<10.0	<10.0	<10.0	<25	<50.0	<50.0	<50.0	<50.0	<0.50	<2.50	<2.50	<0.50	<0.50	<0.50	<0.50	<0.50	<0.50	<0.50	<0.50	<0.50
Bromoform	<10.0	<10.0	<10.0	<25	<50.0	<50.0	<50.0	<50.0	<0.50	<2.50	<2.50	<0.50	<0.50	<0.50	<0.50	<0.50	<0.50	<0.50	<0.50	<0.50
Bromomethane	<20.0	<20.0	<20.0	<50	<100.0	<100.0	<100.0	<100.0	<1.0	<5.0	<5.0	<1.0	<1.0	<1.0	<1.0	<1.0	<1.0	<1.0	<1.0	<1.0
Carbon tetrachloride	<10.0	<10.0	<10.0	<25	<50.0	<50.0	<50.0	<50.0	<0.50	<2.50	<2.50	<0.50	<0.50	<0.50	<0.50	<0.50	<0.50	<0.50	<0.50	<0.50
Chlorobenzene	**73.6**	**100**	**98.8**	**76.5**	**2450**	**2960**	**3050**	**2160**	**0.45 J**	**4.9**	**2.40 J**	**4.47**	**0.45 J**	**1.41**	**1.15**	**0.7**	<0.50	**0.54**	**0.61**	**0.28 J**
Chloroethane	<20.0	<20.0	<20.0	<50	<100.0	<100.0	<100.0	<100.0	<1.0	<5.0	<5.0	<1.0	<1.0	<1.0	<1.0	<1.0	<1.0	<1.0	<1.0	<1.0
Chloroform	<10.0	<10.0	<10.0	<25	<50.0	<50.0	<50.0	<50.0	<0.50	<2.50	<2.50	<0.50	**0.10 J**	**0.12 J**	**0.12 J**	**0.11 J**	<0.50	<0.50	<0.50	<0.50
Chloromethane	<20.0	<20.0	<20.0	<50	<100.0	<100.0	<100.0	<100.0	<1.0	<5.0	<5.0	<1.0	<1.0	<1.0	<1.0	<1.0	<1.0	<1.0	<1.0	<1.0
cis-1,2-Dichloroethene	<10.0	<10.0	<10.0	<25	<50.0	<50.0	<50.0	<50.0	<0.50	<2.50	<2.50	<0.50	<0.50	<0.50	<0.50	<0.50	<0.50	**0.11 J**	**0.12 J**	<0.50
cis-1,3-Dichloropropene	<10.0	<10.0	<10.0	<25	<50.0	<50.0	<50.0	<50.0	<0.50	<2.50	<2.50	<0.50	<0.50	<0.50	<0.50	<0.50	<0.50	<0.50	<0.50	<0.50
Dibromochloromethane	<10.0	<10.0	<10.0	<25	<50.0	<50.0	<50.0	<50.0	<0.50	<2.50	<2.50	<0.50	<0.50	<0.50	<0.50	<0.50	<0.50	<0.50	<0.50	<0.50
Dibromomethane	<10.0	<10.0	<10.0	<25	<50.0	<50.0	<50.0	<50.0	<0.50	<2.50	<2.50	<0.50	<0.50	<0.50	<0.50	<0.50	<0.50	<0.50	<0.50	<0.50
Dichlorodifluoromethane	<20.0	<20.0	<20.0	<50	<100.0	<100.0	<100.0	<100.0	<1.0	<5.0	<5.0	<1.0	<1.0	<1.0	<1.0	<1.0	<1.0	<1.0	<1.0	<1.0
Ethylbenzene	**33.8**	**46.2**	**45.6**	**36**	**43.0 J**	<50.0	**54**	**38.0 J**	**6.51**	**7.1**	**6.95**	**5.91**	<0.50	<0.50	<0.50	<0.50	<0.50	<0.50	<0.50	<0.50
Hexachlorobutadiene	<20.0	<20.0	<20.0	<50	<100.0	<100.0	<100.0	<100.0	<1.0	<5.0	<5.0	<1.0	<1.0	<1.0	<1.0	<1.0	<1.0	<1.0	<1.0	<1.0
Isopropylbenzene	**18.6**	**23.2**	**24.2**	**20.5 J**	**12.0 J**	**16.0 J**	**16.0 J**	**11.0 J**	**0.37 J**	<2.50	<2.50	**0.41 J**	<0.50	<0.50	<0.50	<0.50	<0.50	<0.50	<0.50	<0.50
Methyl tert-butyl ether	<10.0	<10.0	<10.0	<25	<50.0	<50.0	<50.0	<50.0	<0.50	<2.50	<2.50	<0.50	<0.50	<0.50	<0.50	<0.50	<0.50	<0.50	<0.50	<0.50
Methylene chloride	**2.20 J**	**3.00 J**	**2.60 J**	<100	<200.0	<200.0	<200.0	<200.0	**0.42 J**	**0.80 J**	**0.70 J**	**0.56 J**	**0.37 J**	**0.32 J**	**0.44 J**	**0.27 J**	**0.41 J**	**0.45 J**	**0.35 J**	**0.28 J**
n- Butylbenzene	<10.0	<10.0	<10.0	<25	<50.0	<50.0	<50.0	<50.0	<0.50	<2.50	<2.50	<0.50	<0.50	<0.50	<0.50	<0.50	<0.50	<0.50	<0.50	<0.50
n- Propylbenzene	<10.0	**2.20 J**	**2.20 J**	<25	<50.0	<50.0	<50.0	<50.0	<0.50	<2.50	<2.50	<0.50	<0.50	<0.50	<0.50	<0.50	<0.50	<0.50	<0.50	<0.50
Naphthalene	**624**	**709**	**760**	**680**	**703**	**739**	**828**	**621**	**1.45**	**9.8**	**7.45**	**21.7**	**0.33 J**	**2.04**	**1.87**	**4.76**	<1.00	**1.7**	**1.81**	**2.47**
p- Isopropyltoluene	<10.0	<10.0	<10.0	<25	<50.0	<50.0	<50.0	<50.0	<0.50	<2.50	<2.50	<0.50	<0.50	<0.50	<0.50	<0.50	<0.50	<0.50	<0.50	<0.50
sec- Butylbenzene	**8.0 J**	**11.8**	**11.6**	**11 J**	<50.0	<50.0	<50.0	<50.0	<0.50	<2.50	<2.50	<0.50	<0.50	<0.50	<0.50	<0.50	<0.50	<0.50	<0.50	<0.50
Styrene	**18.4**	**18.6**	**16.8**	**31**	<50.0	<50.0	<50.0	<50.0	<0.50	<2.50	<2.50	<0.50	<0.50	<0.50	<0.50	<0.50	<0.50	<0.50	<0.50	<0.50
tert- Butylbenzene	<10.0	<10.0	**2.20 J**	<25	<50.0	<50.0	<50.0	<50.0	<0.50	<2.50	<2.50	<0.50	<0.50	<0.50	<0.50	<0.50	**0.13 J**	**0.18 J**	**0.21 J**	<0.50
Tetrachloroethene	<10.0	<10.0	<10.0	<25	<50.0	<50.0	<50.0	<50.0	<0.50	<2.50	<2.50	<0.50	<0.50	<0.50	<0.50	<0.50	<0.50	<0.50	<0.50	<0.50
Toluene	**358**	**472**	**459**	**349**	**131**	**159**	**160**	**105**	**0.36 J**	**0.60 J**	**0.55 J**	**0.43 J**	<0.50	<0.50	<0.50	<0.50	<0.50	<0.50	<0.50	<0.50
trans-1,2-Dichloroethene	<10.0	<10.0	<10.0	<25	<50.0	<50.0	<50.0	<50.0	<0.50	<2.50	<2.50	<0.50	<0.50	<0.50	<0.50	<0.50	<0.50	<0.50	<0.50	<0.50
trans-1,3-Dichloropropene	<10.0	<10.0	<10.0	<25	<50.0	<50.0	<50.0	<50.0	<0.50	<2.50	<2.50	<0.50	<0.50	<0.50	<0.50	<0.50	<0.50	<0.50	<0.50	<0.50
Trichloroethene	<10.0	<10.0	<10.0	<25	<50.0	<50.0	<50.0	<50.0	<0.50	<2.50	<2.50	<0.50	<0.50	<0.50	<0.50	<0.50	<0.50	<0.50	<0.50	<0.50
Trichlorofluoromethane	<20.0	<20.0	<20.0	<50	<100.0	<100.0	<100.0	<100.0	<1.0	<5.0	<5.0	<1.0	<1.0	<1.0	<1.0	<1.0	<1.0	<1.0	<1.0	<1.0
Vinyl chloride	<20.0	<20.0	<20.0	<50	<100.0	<100.0	<100.0	<100.0	<1.0	<5.0	<5.0	<1.0	<1.0	<1.0	<1.0	<1.0	<1.0	<1.0	<1.0	<1.0
Xylenes (total)	**787**	**1080**	**1060**	**874**	**579**	**712**	**758**	**550**	**55.5**	**60.7**	**58.2**	**47.3 J**	**0.93 J**	**1.69**	**1.43**	**0.90 J**	**0.73 J**	**2.07**	**2.42**	**0.35 J**

Notes:
J - Analyte detected below the PQL
NA - Not analyzed

Source: O'Brien & Gere Engineers, Inc.

O'BRIEN & GERE

Table 60
Honeywell
Phase II Pre-Design Investigation
SCA Supernatant Treatability Testing

Solids Removal - Direct Filtration
SVOCs
Data Summary

Semivolatile Organic Compounds	SMU 1A				SMU 1B				SMU 4				SMU 6				SMU 7			
	Control	Amiad Filter (3um)	Amiad Filter (2um)	Glass Fiber Filter (1um)	Control	Amiad Filter (3um)	Amiad Filter (2um)	Glass Fiber Filter (1um)	Control	Amiad Filter (3um)	Amiad Filter (2um)	Glass Fiber Filter (1um)	Control	Amiad Filter (3um)	Amiad Filter (2um)	Glass Fiber Filter (1um)	Control	Amiad Filter (3um)	Amiad Filter (2um)	Glass Fiber Filter (1um)
Parameter (ug/L)																				
1,2,4-Trichlorobenzene	<110	<110	<110	<510	<110	<110	<110	<520	<11	<11	<11	<10	<11	<11	<11	<10	<11	<11	<11	<10
1,2-Dichlorobenzene	**58 J**	**62 J**	**57 J**	61 J	**630**	**630**	**670**	**700**	<11	**2.9 J**	**1.4 J**	<10	<11	<11	<11	<10	<11	<11	<11	<10
1,3-Dichlorobenzene	<110	<110	<110	<510	<110	<110	<110	<520	<11	<11	<11	<10	<11	<11	<11	<10	**1.1 J**	**1.2 J**	**1.2 J**	<10
1,4-Dichlorobenzene	**25 J**	**27 J**	**26 J**	<510	**600**	**600**	**640**	**690**	<11	**3.7 J**	**1.6 J**	<10	<11	**2.3 J**	**1.9 J**	<10	**1.8 J**	**1.3 J**	<11	<10
2,4,5-Trichlorophenol	<530	<550	<540	<2500	<530	<540	<540	<2600	<55	<55	<53	<52	<55	<56	<53	<52	<56	<54	<54	<52
2,4,6-Trichlorophenol	<110	<110	<110	<510	<110	<110	<110	<520	<11	<11	<11	<10	<11	<11	<11	<10	<11	<11	<11	<10
2,4-Dichlorophenol	<110	<110	<110	<510	<110	<110	<110	<520	<11	<11	<11	<10	<11	<11	<11	<10	**1.9 J**	**1.7 J**	**1.8 J**	**1.7 J**
2,4-Dimethylphenol	<110	<110	<110	<510	<110	<110	<110	<520	**2.5 J**	**2.1 J**	**2.1 J**	**2.2 J**	<11	<11	<11	<10	**1.8 J**	**1.9 J**	**2.2 J**	<10
2,4-Dinitrophenol	<530	<550	<540	<2500	<530	<540	<540	<2600	<55	<55	<55	<52	<55	<56	<53	<52	<56	<54	<54	<52
2,4-Dinitotoluene	<110	<110	<110	<510	<110	<110	<110	<520	<11	<11	<11	<10	<11	<11	<11	<10	<11	<11	<11	<10
2,6-Dinitotoluene	<110	<110	<110	<510	<110	<110	<110	<520	<11	<11	<11	<10	<11	<11	<11	<10	<11	<11	<11	<10
2-Chloronaphthalene	<110	<110	<110	<510	<110	<110	<110	<520	<11	<11	<11	<10	<11	<11	<11	<10	<11	<11	<11	<10
2-Chlorophenol	<110	<110	<110	<510	<110	<110	<110	<520	<11	<11	<11	<10	<11	<11	<11	<10	<11	**1.1 J**	<11	<10
2-Methylnaphthalene	<110	<110	<110	<510	<110	<110	<110	<520	<11	<11	<11	<10	<11	<11	<11	<10	<11	<11	<11	<10
2-Methylphenol	<110	<110	<110	<510	<110	<110	<110	<520	**30**	**27**	**27**	**25**	<11	<11	<11	<10	<11	<11	<11	<10
2-Nitroaniline	<530	<550	<540	<2500	<530	<540	<540	<2600	<55	<55	<53	<52	<55	<56	<53	<52	<56	<54	<54	<52
2-Nitrophenol	<110	<110	<110	<510	<110	<110	<110	<520	<11	<11	<11	<10	<11	<11	<11	<10	<11	<11	<11	<10
3,3'- Dichlorobenzidine	<210	<210	<210	<1000	<210	<210	<210	<1000	<22	<22	<22	<21	<22	<22	<21	<21	<22	<22	<22	<21
3-Nitroaniline	<530	<550	<540	<2500	<530	<540	<540	<2600	<55	<55	<53	<52	<55	<56	<53	<52	<56	<54	<54	<52
4,6-Dinitro-2-methylphenol	<110	<110	<110	<510	<110	<110	<110	<520	<11	<11	<11	<10	<11	<11	<11	<10	<11	<11	<11	<10
4-Bromophenyl phenyl ether	<110	<110	<110	<510	<110	<110	<110	<520	<11	<11	<11	<10	<11	<11	<11	<10	<11	<11	<11	<10
4-Chloro-3-methylphenol	<110	<110	<110	<510	<110	<110	<110	<520	<11	<11	<11	<10	<11	<11	<11	<10	<11	<11	<11	<10
4-Chloroaniline	**230**	<110	<110	<510	<110	<110	<110	<520	<11	<11	<11	<10	<11	<11	<11	<10	<11	<11	<11	<10
4-Chlorophenyl phenyl ether	<110	<110	<110	<510	<110	<110	<110	<520	<11	<11	<11	<10	<11	<11	<11	<10	<11	<11	<11	<10
4-Methylphenol	**65 J**	**65 J**	**59 J**	**52 J**	**52 J**	**47 J**	**56 J**	<520	**14**	**13**	**14**	**9.8 J**	<11	<11	<11	<10	<11	<11	<11	<10
4-Nitroaniline	<530	<550	<540	<2500	<530	<540	<540	<2600	<55	<55	<53	<52	<55	<56	<53	<52	<56	<54	<54	<52
4-Nitrophenol	<530	<550	<540	<2500	<530	<540	<540	<2600	<55	<55	<53	<52	<55	<56	<53	<52	<56	<54	<54	<52
Acenaphthene	<110	<110	<110	<510	<110	<110	<110	<520	<11	<11	<11	<10	<11	<11	<11	<10	<11	<11	<11	<10
Acenaphthylene	<110	<110	<110	<510	<110	<110	<110	<520	<11	<11	<11	<10	<11	<11	<11	<10	<11	<11	<11	<10
Anthracene	<110	<110	<110	<510	<110	<110	<110	<520	<11	<11	<11	<10	<11	<11	<11	<10	<11	<11	<11	<10
Benzo[a]anthracene	<110	<110	<110	<510	<110	<110	<110	<520	<11	<11	<11	<10	<11	<11	<11	<10	<11	<11	<11	<10
Benzo[a]pyrene	<110	<110	<110	<510	<110	<110	<110	<520	<11	<11	<11	<10	<11	<11	<11	<10	<11	<11	<11	<10
Benzo[b]fluoranthrene	<110	<110	<110	<510	<110	<110	<110	<520	<11	<11	<11	<10	<11	<11	<11	<10	<11	<11	<11	<10
Benzo[g,h,i]perilene	<110	<110	<110	<510	<110	<110	<110	<520	<11	<11	<11	<10	<11	<11	<11	<10	<11	<11	<11	<10
Benzo[k]fluoranthrene	<110	<110	<110	<510	<110	<110	<110	<520	<11	<11	<11	<10	<11	<11	<11	<10	<11	<11	<11	<10
Benzoic acid	**61 J**	**60 J**	<540	<2500	<530	<540	<540	<2600	<55	<55	<53	<52	<55	<55	<53	<52	<56	<54	<54	<52
Benzyl alcohol	<110	<110	<110	<510	<110	<110	<110	<520	<11	<11	<11	<10	<11	<11	<11	<10	<11	<11	<11	<10
bis(2-Chloroethoxy)methane	<110	<110	<110	<510	<110	<110	<110	<520	<11	<11	<11	<10	<11	<11	<11	<10	<11	<11	<11	<10
bis(2-Chloroethyl)ether	<110	<110	<110	<510	<110	<110	<110	<520	<11	<11	<11	<10	<11	<11	<11	<10	<11	<11	<11	<10
bis(2-Chloroisopropyl)ether	<110	<110	<110	<510	<110	<110	<110	<520	<11	<11	<11	<10	<11	<11	<11	<10	<11	<11	<11	<10
bis(2-Ethylhexal)phthalate	<110	<110	<110	<510	<110	<110	<110	<520	<11	<11	<11	<10	**2.1 J**	**1.8 J**	**1.3 J**	<10	**6.9 J**	**3.9 J**	**3.8 J**	<10
Butyl benzyl phthalate	<110	<110	<110	<510	<110	<110	<110	<520	<11	<11	<11	<10	<11	<11	<11	<10	<11	<11	<11	<10
Chrysene	<110	<110	<110	<510	<110	<110	<110	<520	<11	<11	<11	<10	<11	<11	<11	<10	<11	<11	<11	<10
Di-n-butyl phthalate	<110	<110	<110	<510	<110	<110	<110	<520	<11	<11	<11	<10	<11	<11	<11	<10	<11	<11	<11	<10
Di-n-octyl phthalate	<110	<110	<110	<510	<110	<110	<110	<520	<11	<11	<11	<10	<11	<11	<11	<10	<11	<11	<11	<10
Dibenz[a,h]anthracene	<110	<110	<110	<510	<110	<110	<110	<520	<11	<11	<11	<10	<11	<11	<11	<10	<11	<11	<11	<10
Dobenzofuran	<110	<110	<110	<510	<110	<110	<110	<520	<11	<11	<11	<10	<11	<11	<11	<10	<11	<11	<11	<10
Diethyl phthalate	<110	<110	<110	<510	<110	<110	<110	<520	<11	<11	<11	<10	<11	<11	<11	<10	<11	<11	<11	<10
Dimethyl phthalate	<110	<110	<110	<510	<110	<110	<110	<520	<11	<11	<11	<10	<11	<11	<11	<10	<11	<11	<11	<10
Fluoranthene	<110	<110	<110	<510	<110	<110	<110	<520	<11	<11	<11	<10	<11	<11	<11	<10	<11	<11	<11	<10
Fluorene	<110	<110	<110	<510	<110	<110	<110	<520	<11	<11	<11	<10	<11	<11	<11	<10	<11	<11	<11	<10
Hexachlorobezene	<110	<110	<110	<510	<110	<110	<110	<520	<11	<11	<11	<10	<11	<11	<11	<10	<11	<11	<11	<10
Hexachlorobutadiene	<110	<110	<110	<510	<110	<110	<110	<520	<11	<11	<11	<10	<11	<11	<11	<10	<11	<11	<11	<10
Hexachlorocyclopentadiene	<110	<110	<110	<510	<110	<110	<110	<520	<11	<11	<11	<10	<11	<11	<11	<10	<11	<11	<11	<10
Hexachloroethane	<110	<110	<110	<510	<110	<110	<110	<520	<11	<11	<11	<10	<11	<11	<11	<10	<11	<11	<11	<10
Indeno[1,2,3-cd]pyrene	<110	<110	<110	<510	<110	<110	<110	<520	<11	<11	<11	<10	<11	<11	<11	<10	<11	<11	<11	<10
Isophorone	<110	<110	<110	<510	<110	<110	<110	<520	<11	<11	<11	<10	<11	<11	<11	<10	<11	<11	<11	<10
N-Nitroso-di--n-propylamine	<110	<110	<110	<510	<110	<110	<110	<520	<11	<11	1.6 J	<10	<11	<11	<11	<10	<11	<11	<11	<10
N-Nitrosodiphenylamine	<110	<110	<110	<510	<110	<110	<110	<520	<11	<11	<11	<10	<11	<11	<11	<10	<11	<11	<11	<10
Naphthalene	**760**	**820**	**780**	**860**	**660**	**680**	**740**	**820**	<11	**1.6 J**	**1.2 J**	<10	<11	<11	<11	<10	<11	<11	<11	<10
Nitrobenzene	<110	<110	<110	<510	<110	<110	<110	<520	<11	<11	<11	<10	<11	<11	<11	<10	<11	<11	<11	<10
Pentachlorophenol	<530	<550	<540	<2500	<530	<540	<540	<2600	<55	<55	<53	<52	<55	<56	<53	<52	<56	<54	<54	<52
Phenanthrene	<110	<110	<110	<510	<110	<110	<110	<520	<11	<11	<11	<10	<11	<11	<11	<10	<11	<11	<11	<10
Phenol	**1000**	**950**	**940**	**890**	**560**	**510**	**560**	**480 J**	**24**	**23**	**23**	**14**	<11	<11	<11	<10	<11	<11	<11	<10
Pyrene	<110	<110	<110	<510	<110	<110	<110	<520	<11	<11	<11	<10	<11	<11	<11	<10	<11	<11	<11	<10

Notes:
NA - Not analyzed

Source: O'Brien & Gere Engineers, Inc.

O'BRIEN & GERE

Table 61
Honeywell
Phase II Pre-Design Investigation
SCA Supernatant Treatability Testing

Solids Removal - Direct Filtration
Metals, PCBs and Wet Chemistry
Data Summary

Metals, PCBs and Wet Chemistry	SMU 1A				SMU 1B				SMU 4				SMU 6				SMU 7			
	Control	Amiad Filter (3um)	Amiad Filter (2um)	Glass Fiber Filter (1um)	Control	Amiad Filter (3um)	Amiad Filter (2um)	Glass Fiber Filter (1um)	Control	Amiad Filter (3um)	Amiad Filter (2um)	Glass Fiber Filter (1um)	Control	Amiad Filter (3um)	Amiad Filter (2um)	Glass Fiber Filter (1um)	Control	Amiad Filter (3um)	Amiad Filter (2um)	Glass Fiber Filter (1um)
Total Metals (mg/L)																				
Aluminum	**0.074 J**	**0.64 J**	<0.010	<0.010	<0.010	<0.010	<0.010	<0.010	<0.010	<0.010	<0.010	<0.010	**0.089 J**	<0.10	<0.10	<0.10	**0.23**	**0.13**	**0.067 J**	<0.10
Antimony	<0.060	<0.060	**0.0021 J**	<0.060	<0.060	<0.060	<0.060	<0.060	<0.060	<0.060	<0.060	<0.060	**0.0026 J**	<0.0060	<0.0060	<0.0060	**0.0025 J**	**0.0035 J**	**0.0022 J**	**0.0030 J**
Arsenic	<0.010	<0.010	<0.010	<0.010	<0.010	<0.010	<0.010	<0.010	<0.010	<0.010	<0.010	<0.010	<0.010	<0.010	<0.010	<0.010	**0.0061 J**	<0.010	<0.010	<0.010
Barium	**0.097 J**	**0.098 J**	**0.095 J**	**0.093 J**	**0.059 J**	**0.063 J**	**0.060 J**	**0.058 J**	**0.53**	**0.51**	**0.53**	**0.52**	**0.12**	**0.12**	**0.11**	**0.11**	**0.078**	**0.077 J**	**0.070 J**	**0.065 J**
Beryllium	<0.010	<0.010	<0.010	<0.010	<0.010	<0.010	<0.010	<0.010	<0.010	<0.010	<0.010	<0.010	<0.010	<0.010	<0.010	<0.010	<0.010	<0.010	<0.010	<0.010
Cadmium	<0.010	<0.010	<0.010	<0.010	<0.010	<0.010	<0.010	<0.010	<0.010	<0.010	<0.010	<0.010	<0.010	<0.010	<0.010	<0.010	<0.010	<0.010	<0.010	<0.010
Calcium	**260**	**260**	**250**	**240**	**260**	**280**	**270**	**250**	**1300**	**1300**	**1300**	**1300**	**240**	**240**	**230**	**230**	**210**	**210**	**200**	**190**
Chromium	<0.010	<0.010	<0.010	<0.010	<0.010	<0.010	<0.010	<0.010	<0.010	<0.010	<0.010	<0.010	**0.0065 J**	**0.0065 J**	<0.010	<0.010	**0.018**	**0.013**	**0.0096 J**	**0.0064 J**
Cobalt	<0.050	<0.050	<0.050	<0.050	<0.050	<0.050	<0.050	<0.050	<0.050	<0.050	<0.050	<0.050	<0.050	<0.050	<0.050	<0.050	<0.050	<0.050	<0.050	<0.050
Copper	**0.029**	**0.039**	**0.033**	**0.028**	**0.088**	**0.10**	**0.096**	**0.089**	**<0.010**	**0.0041 J**	**0.0046 J**	**0.0010 J**	**0.0032 J**	**0.0058 J**	**0.0060 J**	**0.0018 J**	**0.012**	**0.014**	**0.01**	**0.0026 J**
Iron	**0.021 J**	<0.050	<0.050	<0.050	**0.016 J**	<0.050	<0.050	<0.050	**0.072**	**0.025 J**	**0.019 J**	<0.050	**0.021 J**	**0.79**	**0.86**	**0.097**	**3.1**	**2.5**	**2.0**	**0.48**
Lead	<0.010	<0.010	<0.010	<0.010	<0.010	**0.0049 J**	<0.010	<0.010	<0.010	**0.0042 J**	<0.010	<0.010	<0.010	<0.010	<0.010	<0.010	0.015	0.01	**0.0075 J**	<0.010
Magnesium	**0.14 J**	**0.069 J**	**0.055 J**	**0.058 J**	**0.079 J**	<1.0	<1.0	<1.0	**36**	**34**	**36**	**35**	**41**	**40**	**39**	**40**	**91**	**94**	**87**	**87**
Manganese	<0.050	<0.050	<0.050	<0.050	<0.050	<0.050	<0.050	<0.050	**0.23**	**0.22**	**0.23**	**0.22**	**0.21**	**0.2**	**0.19**	**0.18**	**0.016**	**0.16**	**0.015**	**0.14**
Mercury (7470A)	<0.0002	<0.0002	<0.0002	<0.0002	**0.000075 J**	**0.000034 J**	**0.000029 J**	**0.000033 J**	**0.000094 J**	**0.000066 J**	**0.000036 J**	<0.0002	**0.000035 J**	<0.00020	<0.00020	<0.00020	**0.00083**	**0.00046**	**0.00033**	**0.000026 J**
Nickel	**0.27**	**0.27**	**0.26**	**0.25**	**0.65**	**0.7**	**0.67**	**0.65**	**0.016 J**	**0.015 J**	**0.015 J**	**0.015 J**	**0.015 J**	**0.0090 J**	**0.0089 J**	**0.0091 J**	**0.026 J**	**0.025 J**	**0.023 J**	**0.020 J**
Potassium	**56**	**58**	**56**	**55**	**56**	**70**	**67**	**65**	**35**	**34**	**36**	**35**	**9.5**	**9.3**	**9.0**	**9.0**	**9.3**	**9.6**	**8.7**	**8.6**
Selenium	<0.010	**0.0019J**	<0.010	<0.010	<0.010	<0.010	<0.010	**0.0025 J**	<0.010	<0.010	<0.010	<0.010	<0.010	<0.010	<0.010	<0.010	<0.010	<0.010	<0.010	<0.010
Sodium	**410**	**420**	**410**	**400**	**490**	**530**	**500**	**490**	**1300**	**1300**	**1300**	**1300**	**750**	**740**	**730**	**720**	**890**	**930**	**860**	**840**
Thallium	<0.020	<0.020	<0.020	<0.020	<0.020	<0.020	<0.020	<0.020	<0.020	<0.020	<0.020	<0.020	<0.020	<0.020	<0.020	<0.020	<0.020	<0.020	<0.020	<0.020
Vanadium	**0.0018 J**	**0.0012 J**	<0.050	**0.0015 J**	<0.050	<0.050	<0.050	<0.050	<0.050	<0.050	<0.050	<0.050	<0.050	<0.050	<0.050	<0.050	**0.0012 J**	<0.050	<0.050	<0.050
Zinc	**0.011 J**	**0.020 J**	**0.013 J**	**0.0082 J**	**0.0080 J**	**0.017 J**	**0.025**	**0.0085 J**	**0.0092 J**	**0.032**	**0.027**	**0.0097 J**	**0.013 J**	**0.019 J**	**0.016 J**	**0.0098 J**	**0.022**	**0.027**	**0.020 J**	**0.010 J**
Polychlorinated Biphenols (PCBs) Method 8260SM (ug/L)																				
Aroclor 1016	<0.543	<0.543	<0.526	<0.521	<0.543	<0.526	<0.532	<0.532	<0.532	<0.549	<0.549	<0.526	<0.543	<0.549	<0.538	<0.526	<0.532	<0.532	<0.543	<0.526
Aroclor 1221	<0.543	<0.543	<0.526	<0.521	<0.543	<0.526	<0.532	<0.532	<0.532	<0.549	<0.549	<0.526	<0.543	<0.549	<0.538	<0.526	<0.532	<0.532	<0.543	<0.526
Aroclor 1232	<0.543	<0.543	<0.526	<0.521	<0.543	<0.526	<0.532	<0.532	<0.532	<0.549	<0.549	<0.526	<0.543	<0.549	<0.538	<0.526	<0.532	<0.532	<0.543	<0.526
Aroclor 1242	<0.543	<0.543	<0.526	<0.521	<0.543	<0.526	<0.532	<0.532	<0.532	<0.549	<0.549	<0.526	<0.543	<0.549	<0.538	<0.526	<0.532	<0.532	<0.543	<0.526
Aroclor 1248	<0.543	<0.543	<0.526	<0.521	<0.543	<0.526	<0.532	<0.532	<0.532	<0.549	<0.549	<0.526	<0.543	<0.549	<0.538	<0.526	<0.532	<0.532	<0.543	<0.526
Aroclor 1254	<0.543	<0.543	<0.526	<0.521	<0.543	<0.526	<0.532	<0.532	<0.532	<0.549	<0.549	<0.526	<0.543	<0.549	<0.538	<0.526	<0.532	<0.532	<0.543	<0.526
Aroclor 1260	<0.543	<0.543	<0.526	<0.521	<0.543	<0.526	<0.532	<0.532	<0.532	<0.549	<0.549	<0.526	<0.543	<0.549	<0.538	<0.526	<0.532	<0.532	<0.543	<0.526
Polychlorinated Biphenols (PCBs) Method 1668A (ug/L)																				
Total Monochloro Biphenyls	NA	NA	1.88	NA	NA	NA	4.51	NA	NA	NA	<0.568	NA	NA	NA	<0.566	NA	NA	NA	<0.539	NA
Total Dichloro Biphenyls	NA	NA	<0.540	NA	NA	NA	<0.575	NA	NA	NA	**2.09**	NA	NA	NA	<0.566	NA	NA	NA	**2.81**	NA
Total Triochloro Biphenyls	NA	NA	<0.540	NA	NA	NA	<0.575	NA	NA	NA	**0.727**	NA	NA	NA	**2.63**	NA	NA	NA	**24.3**	NA
Total Tetrachloro Biphenyls	NA	NA	<0.540	NA	NA	NA	<0.575	NA	NA	NA	**0.712**	NA	NA	NA	**5.06**	NA	NA	NA	**48**	NA
Total Pentachloro Biphenyls	NA	NA	<0.540	NA	NA	NA	<0.575	NA	NA	NA	**1.19**	NA	NA	NA	**4.24**	NA	NA	NA	**40.7**	NA
Total Hexachloro Biphenyls	NA	NA	<0.540	NA	NA	NA	<0.575	NA	NA	NA	**1.19**	NA	NA	NA	**3.61**	NA	NA	NA	**29.2**	NA
Total Heptachloro Biphenyls	NA	NA	<0.540	NA	NA	NA	<0.575	NA	NA	NA	<0.568	NA	NA	NA	<0.566	NA	NA	NA	**14.3**	NA
Total Cctachloro Biphenyls	NA	NA	<0.540	NA	NA	NA	<0.575	NA	NA	NA	<0.568	NA	NA	NA	<0.566	NA	NA	NA	**2.81**	NA
Total Nonachloro Biphenyls	NA	NA	<0.540	NA	NA	NA	<0.575	NA	NA	NA	<0.568	NA	NA	NA	<0.566	NA	NA	NA	**0.553**	NA
Decachloro Biphenyls	NA	NA	<0.540	NA	NA	NA	<0.575	NA	NA	NA	<0.568	NA	NA	NA	<0.566	NA	NA	NA	<0.539	NA
Wet Chemistry (mg/L)																				
Ammonia (as N)	16	16	16	16	15	15	16	15	11	**11**	**11**	**11**	**34**	**34**	**34**	**34**	**48**	**48**	**48**	**49**
Total Suspended Solids	<5.0	<5.0	<5.0	<5.0	<0.50	<0.50	<0.50	<0.50	<5.0	<5.0	<5.0	<5.0	**7**	<5.0	<5.0	<5.0	**22**	**14**	**5**	<5.0
Total Organic Carbon	110	110	110	110	110	110	110	110	6.5	**9**	**8.9**	**9.2**	**12**	**11**	**13**	**14**	**22**	**25**	**25**	**23**

Notes:
J - Analyte detected below the PQL
NA - Not analyzed

Source: O'Brien & Gere Engineers, Inc.

O'BRIEN & GERE

Table 62
Honeywell
Phase II Pre-Design Investigation
SCA Supernatant Treatability Testing

Ammonia Removal - Breakpoint Chlorination
Non GAC Treated
Data Summary

SMU 1A		SMU 1B		SMU 4		SMU 6		SMU 7	
Free Residual Chlorine (mg/L)	Ammonia EPA 350.1 (mg/L)	Free Residual Chlorine (mg/L)	Ammonia EPA 350.1 (mg/L)	Free Residual Chlorine (mg/L)	Ammonia EPA 350.1 (mg/L)	Free Residual Chlorine (mg/L)	Ammonia EPA 350.1 (mg/L)	Free Residual Chlorine (mg/L)	Ammonia EPA 350.1 (mg/L)
0.0		0.0		0.0	14.5	0.0		0.0	
0.7		0.4		1.6		1.8		1.9	
0.7	15	0.8	15	3.9	7.9	3.1	28	2.8	41
1.0		0.9		5.7		3.6		3.1	
1.6	14	1.8	13	6.0	0.11	4.5	20	2.9	32
2.5		2.7		27.8		5.2		3.7	
3.9	11	4.0	11	55.5	<0.05	2.0	7.2	5.2	21
4.5		6.2		70.0		45.0		3.9	
4.2	6.7	6.4	5.5	90.0	<0.05	96.5	<0.05	2.0	9.1
38.5		5.8		118.0		156.3		34.8	
44.0	3.9	3.3	3	145.0	<0.05	200.0	<0.05	80.0	<0.05
53.0		1.2		175.0		250.0		127.5	
72.0	0.88	2.9	0.5	240.0	<0.05	317.5	<0.05	207.5	0.18
94.5		19.8				370.0		262.5	
102.0	0.63	46.0	0.24			430.0	0.11	325.0	<0.05
127.0		72.5						335.0	
171.0	0.36	102.5	0.16					380.0	<0.05
227.5		87.5							
247.5	0.16	135.0	0.1						
282.5									
317.5	0.13								
320.0									
NS	0.14								
390.0									
342.5	0.13								
372.5									
462.5	0.15								
327.5									
435.0	0.13								
407.5									
497.5	0.13								
490.0									
580.0	0.13								

Sample Volume - 2 Liters
Source: O'Brien & Gere Engineers, Inc.

O'BRIEN & GERE

Table 63
Honeywell
Phase II Pre-Design Investigation
SCA Supernatant Treatability Testing

Ammonia Removal - Breakpoint Chlorination
GAC Treated
Data Summary

SMU 1A		SMU 1B		SMU 4		SMU 6		SMU 7	
Free Residual Chlorine (mg/L)	Ammonia EPA 350.1 (mg/L)	Free Residual Chlorine (mg/L)	Ammonia EPA 350.1 (mg/L)	Free Residual Chlorine (mg/L)	Ammonia EPA 350.1 (mg/L)	Free Residual Chlorine (mg/L)	Ammonia EPA 350.1 (mg/L)	Free Residual Chlorine (mg/L)	Ammonia EPA 350.1 (mg/L)
0.0	14.1	0.0		0.0		0.0		0.0	
1.0		0.8		8.5		1.3		1.3	
3.7	13	2.3	12	7.8	7.4	1.9	27	2.3	39
6.8		4.0		7.5		5.6		2.7	
3.3	9.6	3.7	8.1	8.8	0.05	4.0	31	4.0	30
3.6		7.8		10.0		13.0		5.4	
1.4	4.4	1.5	2.3	31.3	<0.05	19.7	<0.05	4.7	20
9.0		16.8		49.5		68.5		4.2	
25.8	0.38	39.0	0.08	80.0	<0.05	130.0	<0.05	0.9	6
57.0		65.5		98.8		175.0		55.5	
82.0	0.1	105.0	<0.05	182.5	<0.05	222.5	<0.05	100.5	<0.05
99.0		102.5		177.5		280.0		170.0	
114.0	0.09	142.5	<0.05	190.0	<0.05	345.0	0.09	220.0	<0.05
132.0		142.5		227.5				290.0	
156.0	0.08	182.5	<0.05	275.0	0.13			335.0	<0.05
210.0		230.0						367.5	
247.5	0.09	260.0	<0.05					417.5	<0.05

Sample Volume - 2 Liters
Source: O'Brien & Gere Engineers, Inc.

O'BRIEN & GERE

Table 64
Honeywell
Phase II Pre-Design Investigation
SCA Supernatant Treatability Testing

Ammonia Removal - Potassium Permanganate Oxidation
Non GAC Treated
Data Summary

KMn04:NH3	SMU 1A			SMU 1B			SMU 4			SMU 6			SMU 7		
	KMnO4 (mg/L)	NH_3 (mg/L)		KMnO4 (mg/L)	NH_3 (mg/L)		KMnO4 (mg/L)	NH_3 (mg/L)		KMnO4 (mg/L)	NH_3 (mg/L)		KMnO4 (mg/L)	NH_3 (mg/L)	
		15 min	30 min		15 min	30 min		15 min	30 min		15 min	30 min		15 min	30 min
0 (control)	0	16	16	0	15	15	0	11	11	0	36	36	0	50	50
2x	32	15	15	32	16	16	22	11	11	64	36	36	92	51	50
3x	48	15	15	48	16	16	33	11	11	96	36	36	138	51	52
5x	80	15	15	80	16	16	55	11	11	170	36	34	230	50	48

Ammonia Removal - Potassium Permanganate Oxidation
GAC Treated
Data Summary

KMn04:NH3	SMU 1A			SMU 1B			SMU 4			SMU 6			SMU 7		
	KMnO4 (mg/L)	NH_3 (mg/L)		KMnO4 (mg/L)	NH_3 (mg/L)		KMnO4 (mg/L)	NH_3 (mg/L)		KMnO4 (mg/L)	NH_3 (mg/L)		KMnO4 (mg/L)	NH_3 (mg/L)	
		15 min	30 min		15 min	30 min		15 min	30 min		15 min	30 min		15 min	30 min
0 (control)	0	14	14	0	13	13	0	11	11	0	36	36	0	50	50
2x	32	14	14	32	13	13	22	11	10	64	35	35	92	48	48
3x	48	14	14	48	13	13	33	10	10	96	34	35	138	47	47
5x	80	14	14	80	13	13	55	10	10	170	34	34	230	47	47

Notes:
Sample Volume = 0.5 Liters
Dosage ratios of $KMnO_4$:NH_3 based on initial [NH_3]

Source: O'Brien & Gere Engineers, Inc.

O'BRIEN & GERE

Table 65
Honeywell
Phase II Pre-Design Investigation
SCA Supernatant Treatability Testing

Ammonia Removal - Trickling Filter
SMU-1A/1B
Data Summary

Date	Time	Column 1 - Influent (mg/L)					Column 1 - Effluent (mg/L)					Column 2 - Influent (mg/L)					Column 2 - Effluent (mg/L)				
		NH_3	TKN	NO_3^-	P	Alk	NH_3	TKN	NO_3^-	P	Alk	NH_3	TKN	NO_3^-	P	Alk	NH_3	TKN	NO_3^-	P	Alk
4/10/2007	8:00 AM	57	66	1.2	0.048 J	190	46	54	0.76	1.1	140	57	65	0.89	0.045 J	190	39	48	0.76	1.4	150
	3:00 PM	NS	NS	NS	NS	NS	51	60	1.6	1.5	150	NS	NS	NS	NS	NS	47	55	1.4	0.65	160
4/11/2007	8:00 AM	NS	NS	NS	NS	NS	47	57	<0.40	0.054	140	NS	NS	NS	NS	NS	46	54	0.8	0.34	150
	3:00 PM	NS	NS	NS	NS	NS	46	54	<0.40	0.57	160	NS	NS	NS	NS	NS	44	50	1.3	1.47	150
4/12/2007	8:00 AM	42	51	0.86	0.064 J	140	42	51	0.4	0.99	180	40	50	0.82	0.078 J	130	39	47	1.3	1.2	170
	3:00 PM	NS	NS	NS	NS	NS	38	43	1.2	1.3	170	NS	NS	NS	NS	NS	41	57	4.1	1.8	200
4/13/2007	8:00 AM	NS	NS	NS	NS	NS	36	45	0.42	1.5	160	NS	NS	NS	NS	NS	34	42	1.4	1	150
	3:00 PM	NS	NS	NS	NS	NS	NS	NS	NS	NS	NS	NS	NS	NS	NS	NS	NS	NS	NS	NS	NS
4/16/2007	8:00 AM	NS	NS	NS	NS	NS	31	44	<0.40	1.3	160	NS	NS	NS	NS	NS	30	40	3.6	3.4	110
	3:00 PM	NS	NS	NS	NS	NS	31	43	0.63	1.9	150	NS	NS	NS	NS	NS	30	41	3.2	3.1	120
4/17/2007	8:00 AM	31	46	0.68	<0.10	94	32	41	0.34 J	0.49	130	32	55	0.72	<0.10	86	32	37	1.2	0.55	98
	3:00 PM	NS	NS	NS	NS	NS	32	42	0.84	0.48	110	NS	NS	NS	NS	NS	32	37	0.45	0.33	110
4/18/2007	8:00 AM	NS	NS	NS	NS	NS	33	41	0.42	0.51	110	NS	NS	NS	NS	NS	33	39	0.57	0.46	120
	3:00 PM	NS	NS	NS	NS	NS	33	40	0.42	0.14	110	NS	NS	NS	NS	NS	32	41	0.5	0.76	110
4/19/2007	8:00 AM	28	41	0.67	0.18	130	32	41	0.43	0.14	100	27	39	0.66	0.16	140	32	38	0.47	0.16	110
	3:00 PM	NS	NS	NS	NS	NS	30	37	0.5	0.17	120	NS	NS	NS	NS	NS	30	38	0.42	0.17	110
4/20/2007	8:00 AM	NS	NS	NS	NS	NS	29	36	0.45	0.28	120	NS	NS	NS	NS	NS	29	36	0.37 J	0.2	120
	3:00 PM	NS	NS	NS	NS	NS	NS	NS	NS	NS	NS	NS	NS	NS	NS	NS	NS	NS	NS	NS	NS
4/23/2007	8:00 AM	NS	NS	NS	NS	NS	31	41	<4.0	0.27	120	NS	NS	NS	NS	NS	33	41	0.41	0.13	110
	3:00 PM	NS	NS	NS	NS	NS	33	42	0.35 J	0.51	120	NS	NS	NS	NS	NS	33	40	0.43	0.28	110
4/24/2007	8:00 AM	30	40	0.54	0.11	82	33	41	0.31 J	0.15	110	30	44	0.55	0.11	88	33	39	0.36 J	0.22	110
	3:00 PM	NS	NS	NS	NS	NS	33	40	0.33 J	0.23	110	NS	NS	NS	NS	NS	33	40	0.33 J	0.15	110
4/25/2007	8:00 AM	NS	NS	NS	NS	NS	34	39	<0.40	0.25	110	NS	NS	NS	NS	NS	34	39	0.51	0.057 J	110
	3:00 PM	NS	NS	NS	NS	NS	34	38	0.38 J	0.043 J	100	NS	NS	NS	NS	NS	33	39	<0.40	0.066 J	110
4/26/2007	8:00 AM	31	42	0.63	<0.10	130	33	38	0.31 J	<0.10	110	31	40	0.61	<0.10	94	33	38	0.38 J	<0.10	100
	3:00 PM	NS	NS	NS	NS	NS	33	38	0.33 J	<0.10	110	NS	NS	NS	NS	NS	33	39	0.40 J	0.033 J	100
4/27/2007	8:00 AM	NS	NS	NS	NS	NS	33	39	0.31 J	<0.10	100	NS	NS	NS	NS	NS	33	38	0.42	0.038 J	100
	3:00 PM	NS	NS	NS	NS	NS	NS	NS	NS	NS	NS	NS	NS	NS	NS	NS	NS	NS	NS	NS	NS
4/30/2007	8:00 AM	NS	NS	NS	NS	NS	35	38	0.34 J	0.037 J	100	NS	NS	NS	NS	NS	34	40	0.36 J	<0.10	100
	3:00 PM	NS	NS	NS	NS	NS	35	38	<0.40	0.030 J	100	NS	NS	NS	NS	NS	35	39	0.39 J	<0.10	100
5/1/2007	8:00 AM	32	42	0.58	0.033 J	76	36	40	<0.40	<0.10	100	33	43	0.56	<0.10	76	35	40	0.44	0.057 J	100
	3:00 PM	NS	NS	NS	NS	NS	35	38	<0.40	<0.10	100	NS	NS	NS	NS	NS	35	39	0.37 J	<0.10	100

Notes:
J - Analyte detected below the PQL
NS - Not sampled

Source: O'Brien & Gere Engineers, Inc.

O'BRIEN & GERE

Table 66
Honeywell
Phase II Pre-Design Investigation
SCA Supernatant Treatability Testing

Ammonia Removal - Trickling Filter
SMU-1A/1B
Data Summary

Date	Time	Column 1 - Influent (mg/L)					Column 1 - Effluent (mg/L)					Column 2 - Influent (mg/L)					Column 2 - Effluent (mg/L)				
		NH_3	TKN	NO_3^-	P	Alk	NH_3	TKN	NO_3^-	P	Alk	NH_3	TKN	NO_3^-	P	Alk	NH_3	TKN	NO_3^-	P	Alk
5/30/2007	8:00 AM	NS	NS	NS	NS	NS	44	53	39	2.8	230	NS	NS	NS	NS	NS	38	49	45	3.2	200
	3:00 PM	NS	NS	NS	NS	NS	39	48	27	2.3	190	NS	NS	NS	NS	NS	37	49	26	2.1	190
5/31/2007	8:00 AM	54	63	0.32 J	0.19	190	38	43	8.3	1.3	150	53	65	0.35 J	0.22	210	36	43	8.0	2.2	150
	3:00 PM	NS	NS	NS	NS	NS	36	44	6.6	1.8	120	NS	NS	NS	NS	NS	35	47	7.4	4.2	130
6/1/2007	8:00 AM	NS	NS	NS	NS	NS	37	38	4.9	1.7	110	NS	NS	NS	NS	NS	39	42	5.2	3.3	130
	3:00 PM	NS	NS	NS	NS	NS	NS	NS	NS	NS	NS	NS	NS	NS	NS	NS	NS	NS	NS	NS	NS
6/4/2007	8:00 AM	NS	NS	NS	NS	NS	31	41	5.2	1.8	80	NS	NS	NS	NS	NS	32	35	8.6	2.0	90
	3:00 PM	NS	NS	NS	NS	NS	32	32	5.3	1.8	68	NS	NS	NS	NS	NS	32	34	6.3	2.1	78
6/5/2007	8:00 AM	54	61	<0.40	1.4	200	33	36	6.0	2.0	88	54	62	<0.40	1.2	190	29	36	5.7	3.4	82
	3:00 PM	NS	NS	NS	NS	NS	32	33	4.3	1.5	86	NS	NS	NS	NS	NS	31	33	5.2	1.8	90
6/6/2007	8:00 AM	NS	NS	NS	NS	NS	30	32	5.4	1.3	88	NS	NS	NS	NS	NS	8.8	15	25	3.5	22
	3:00 PM	NS	NS	NS	NS	NS	31	33	4.4	1.3	88	NS	NS	NS	NS	NS	24	30	12	3	62
6/7/2007	8:00 AM	60	60	<0.40	2.3	290	37	<6.0	37	2.0	96	57	52	<0.40	1.4	200	32	88	5.7	2.6	88
	3:00 PM	NS	NS	NS	NS	NS	33	32	4.9	2.1	90	NS	NS	NS	NS	NS	34	34	3.9	1.3	98
6/8/2007	8:00 AM	NS	NS	NS	NS	NS	34	35	4.5	2.9	100	NS	NS	NS	NS	NS	31	38	4.3	5.1	110
	3:00 PM	NS	NS	NS	NS	NS	NS	NS	NS	NS	NS	NS	NS	NS	NS	NS	NS	NS	NS	NS	NS
6/11/2007	8:00 AM	NS	NS	NS	NS	NS	35	36	4.0	2.8	120	NS	NS	NS	NS	NS	35	44	5.3	5.6	140
	3:00 PM	NS	NS	NS	NS	NS	31	35	5.5	4.3	100	NS	NS	NS	NS	NS	34	42	5.5	5.4	120
6/12/2007	8:00 AM	52	55	<0.40	1.2	200	31	31	5.9	3.0	100	52	57	<0.40	1.1	200	31	38	5.3	3.5	110
	3:00 PM	NS	NS	NS	NS	NS	29	29	4.3	2.6	100	NS	NS	NS	NS	NS	30	35	4.8	4.1	120
6/13/2007	8:00 AM	NS	NS	NS	NS	NS	30	33	4.7	2.8	110	NS	NS	NS	NS	NS	27	37	5.3	4.8	110
	3:00 PM	NS	NS	NS	NS	NS	31	34	4.3	3.0	140	NS	NS	NS	NS	NS	30	35	3.8	3.8	150
6/14/2007	8:00 AM	48	57	<0.40	1.1	240	29	31	5.1	2.2	140	50	58	<0.40	1.1	240	24	33	5.3	4.3	120
	3:00 PM	NS	NS	NS	NS	NS	24	34	5.9	4.7	120	NS	NS	NS	NS	NS	30	34	4.5	2.3	150
6/15/2007	8:00 AM	NS	NS	NS	NS	NS	15	25	20	5.8	74	NS	NS	NS	NS	NS	16	38	13	7.9	100
	3:00 PM	NS	NS	NS	NS	NS	25	33	13	5.1	100	NS	NS	NS	NS	NS	17	41	14	12	96
6/16/2007	8:00 AM	NS	NS	NS	NS	NS	31	36	5.1	3.1	120	NS	NS	NS	NS	NS	33	40	2.1	3.3	140
	3:00 PM	NS	NS	NS	NS	NS	33	37	4.5	2.8	120	NS	NS	NS	NS	NS	35	47	1.4	2.6	140
6/17/2007	8:00 AM	NS	NS	NS	NS	NS	37	50	2.4	7.1	22	NS	NS	NS	NS	NS	35	46	3.9	3.7	140
	3:00 PM	NS	NS	NS	NS	NS	34	36	3.3	2.5	120	NS	NS	NS	NS	NS	38	41	1.8	4.7	150

Notes:
J - Analyte detected below the PQL
NS - Not sampled

Source: O'Brien & Gere Engineers, Inc.

Table 67
Honeywell
Phase II Pre-Design Investigation
SCA Supernatant Treatability Testing

Mercury Removal - Hydroxide Precipitation
Data summary

pH	Filtered (0.45um)	Hg (ng/L)				
		SMU 1A	SMU 1B	SMU 4	SMU 6	SMU 7
Raw	No	<200	**47 J**	**57 J**	**53 J**	**85 J**
Raw	Yes	<200	33 J	<200	<200	<200
8.0	Yes	<200	<200	<200	<200	<200
8.5	Yes	<200	<200	<200	<200	<200
9.0	Yes	<200	<200	<200	<200	<200
9.5	Yes	<200	<200	<200	<200	<200
10.0	Yes	<200	<200	<200	<200	<200
10.5	Yes	<200	<200	<200	<200	<200
11.0	Yes	<200	<200	<200	<200	<200

MDL = 26 ng/L
PQL = 200 ng/L
J - indcates value less than PQL

Source: O'Brien & Gere Engineers, Inc.

Table 68
Honeywell
Phase II Pre-Design Investigation
SCA Supernatant Treatability Testing

Mercury Removal - Co-Precipitation
Data Summary

	Mercury (ng/L)						
	Control	Aluminum Sulfate added $Al_2(SO_4)_2*18H_2O$ (mg/L)			Ferric Chloride added $FeCl_3$ (mg/L)		
		20	30	40	20	30	40
Raw (unfiltered)							
SMU 4	310	<200	<200	<200	<200	<200	<200
SMU 7	1000	<200	<200	<200	35 J	30 J	<200
Raw (filtered)							
SMU 4	<200	<200	<200	<200	<200	<200	<200
SMU 7	130 J	<200	<200	<200	37 J	26 J	<200
pH adjusted (unfiltered)							
SMU 4	300	<200	<200	<200	69 J	<200	<200
SMU 7	1100	28 J	<200	<200	38 J	28 J	27 J
pH adjusted (filtered)							
SMU 4	26 J	<200	<200	<200	<200	<200	<200
SMU 7	110 J	<200	<200	<200	<200	<200	<200

Notes:
All pH adjusted samples are @ pH = 8.5 S.U.
0.45 um filter used for all filtered samples
J - Analyte detected below the Practical Quantitation Limit (PQL)
Method Detection Limit (MDL) for Mercury is 0.000026 mg/L

Source: O'Brien & Gere Engineers, Inc.

Table 69
Honeywell
Phase II Pre-Design Investigation
SCA Supernatant Treatability Testing

Mercury Removal - Co-precipitation

SMU 4
Data Summary

Sample	Co- Precipitant added		Sample Volume	Sludge Volume	Total Solids
	Alum	$FeCl_3$			
pH adjusted		40 mg/L	500	7.5	11000

SMU 7
Data Summary

Sample	Co- Precipitant added		Sample Volume	Sludge Volume	Total Solids
	Alum	$FeCl_3$			
Raw	20 mg/L		500	10	8400
Raw	30 mg/L		500	8	9600
Raw	40 mg/L		500	10	11000
Raw		20 mg/L	500	10	8400
Raw		30 mg/L	500	10	7700
Raw		40 mg/L	500	10	8200
pH adjusted	20 mg/L		500	12.5	18000
pH adjusted	30 mg/L		500	12.5	18000
pH adjusted	40 mg/L		500	12.5	20000
pH adjusted		20 mg/L	500	8	15000
pH adjusted		30 mg/L	500	10	13000
pH adjusted		40 mg/L	500	10	11000

Note:
Due to insufficient sludge volume, only 1 sample was submitted for TS for SMU 4
All pH adjusted samples are at pH = 8.5 S.U.

Source: O'Brien & Gere Engineers, Inc.

O'BRIEN & GERE

Table 70
Honeywell
Phase II Pre-Design Investigation
SCA Supernatant treatability Testing

Mercury removal - Co precipitation
SMU 7
Data Summary

Sample	Hg (EPA 1631) ng/L	Me-Hg (EPA 1630) ng/L
Control	362	NA
Control (F)	13.8	0.101
Aluminum Sulfate	21.5	NA
Aluminum Sulfate (F)	8.2	<0.050
Ferric Chloride	27.6	NA
Ferric Chloride (F)	9.9	<0.050

Notes:
20 mg/L dosage of aluminum sulfate used.
20 mg/L dosage of ferric chloride used.
NA - Not Analyzed
(F) - Sample filtered through 0.45 um filter

Source: O'Brien & Gere Engineers, Inc.

O'BRIEN & GERE

Table 71
Honeywell
Phase II Pre-Design Investigation
SCA Supernatant Treatability Testing

Mercury Removal - GAC Coumn Testing
Data summary

Time (hr)	Mercury (ng/L)	
	SMU 4	SMU 7
0	17.8	133
4	8.9	174
6	10.4	168
12	11.4	161
24	12.5	114
36	13.8	155
48	12.8	133
60	24.6	145
72	15.5	46.2
84	14	83.3
96	13.3	108
108	15.0	133
120	23.1	124

Notes:
Mercury analyzed using EPA Method 1631

Source: O'Brien & Gere Engineers, Inc.

Table 72
Honeywell
Phase II Pre-Design Investigation
SCA Supernatant Treatability Testing

Mercury Removal - SGAC Coumn Testing
Data summary

Time (hr)	Mercury (ng/L)	
	SMU 4	SMU 7
0	NA	NA
4	19.6	<1.0
6	17.6	165
12	15.2	153
24	15.4	152
36	15.8	89.5
48	16.6	148
60	16.1	145
72	16.5	117
84	19.5	126
96	17.2	97.6
108	17.9	163
120	16.6	126

Notes:
Mercury analyzed using EPA Method 1631

Source: O'Brien & Gere Engineers, Inc.

Table 73
Honeywell
Phase II Pre-Design Investigation
SCA Supernatant Treatability Testing

Organics Removal (VOCs) - Trickling Filter
SMU 1A/1B

Data Summary - Column 1 (influent - ug/L)

Date	1,2,4 Trimethyl-benzene	1,2 Dichloro-benzene	!,3,5 Trimethyl-benzene	1,4 Dichloro-benzene	Benzene	Chloro-benzene	Ethyl-benzene	Isopropyl-benzene	Methylene chloride	Naph-thalene	Styrene	Toluene	Xylenes (total)
4/10/2007	47.5	170	30.5	164	160	676	18.5 J	9.0 J	9.0 J	503	40	182	368
4/12/2007	52.5	208	33	189	159	716	20.0 J	10.5 J	10.5 J	659	39.5	181	381
4/17/2007	22	117	15.2	101	76.6	414	9.20 J	4.80 J	9.60 J	338	9.60 J	94.6	203
4/19/2007	36	164	20.1	145	54.2	369	16	8.5	1.55 J	850	12	101	302
4/24/2007	18.5 J	94.5	14.5 J	73	35	264	7.50 J	<25	9.50 J	435	9.50 J	57	165
4/26/2007	34	216	31.5	190	130	703	14.0 J	6.50 J	21.5 J	668	<25.0	130	322
5/1/2007	43	256	40.5	210	164	833	18.5 J	9.50 J	18.0 J	592	18.5 J	158	405

Data Summary - Column 1 (effluent - ug/L)

Date	1,2,4 Trimethyl-benzene	1,2 Dichloro-benzene	!,3,5 Trimethyl-benzene	1,4 Dichloro-benzene	Benzene	Chloro-benzene	Ethyl-benzene	Isopropyl-benzene	Methylene chloride	Naph-thalene	Styrene	Toluene	Xylenes (total)
4/10/2007	0.6	0.6	<0.50	0.34 J	0.21 J	1.3	0.17 J	<0.50	0.21 J	13.2	0.9	0.28 J	1.1
4/11/2007	<0.50	0.39 J	<0.50	0.18 J	0.18 J	0.9	0.17 J	<0.50	0.15 J	7.64	0.88	0.27 J	0.24 J
4/12/2007	<0.50	0.37 J	<0.50	0.20 J	0.14 J	0.82	0.16 J	<0.50	0.20 J	5.99	0.87	0.24 J	0.21 J
4/13/2007	<0.50	0.22 J	<0.50	0.14 J	<0.50	0.58	0.14 J	<0.50	0.22 J	3.49	0.9	0.16 J	0.13 J
4/16/2007	<0.50	<0.50	<0.50	<0.50	<0.50	0.29 J	0.12 J	<0.50	0.19 J	1.31	<0.50	<0.50	<1.00
4/17/2007	<0.50	<0.50	<0.50	<0.50	<0.50	0.33 J	0.16 J	<0.50	0.12 J	1.16	<0.50	<0.50	<1.00
4/18/2007	<0.50 H	0.15 JH	<0.50 H	<0.50 H	<0.50 H	0.35 JH	0.15 JH	<0.50 H	0.12 JH	1.05 H	<0.50 H	0.12 JH	<1.00 H
4/19/2007	<0.50	0.54	<0.50	0.44 J	0.11 J	1.04	0.16 J	<0.50	0.36 J	6.22	<0.50	0.23 J	1.02
4/20/2007	<0.50	0.31 J	<0.50	0.21 J	<0.50	0.54	<0.50	<0.50	0.48 J	2.16	0.11 J	0.13 J	0.29 J
4/23/2007	<0.50	<0.50	<0.50	<0.50	<0.50	0.23 J	<0.50	<0.50	1.38 J	0.86 J	<0.50	<0.50	<1.00
4/24/2007	<0.50 H	<0.50 H	<0.50 H	0.15 JH	<0.50 H	0.23 JH	<0.50 H	<0.50 H	0.97 JH	0.26 JH	<0.50 H	0.11 JH	<1.00 H
4/25/2007	<0.50	0.11 J	<0.50	0.18 J	<0.50	0.36 J	<0.50	<0.50	0.98 J	0.64 J	<0.50	0.11 J	<1.00
4/26/2007	<0.50	0.39 J	<0.50	0.41 J	0.11 J	0.83	<0.50	<0.50	0.20 J	2.29	<0.50	0.20 J	0.29 J
4/27/2007	<0.50	0.6	<0.50	0.57	0.15 J	1.37	<0.50	<0.50	0.79 J	3.59	<0.50	0.23 J	0.51 J
4/30/2007	0.15 J	1.03	<0.50	1.25	0.39 J	3.42	<0.50	<0.50	0.28 J	4.21	<0.50	0.41 J	1.15
5/1/2007	0.11 J	0.87	<0.50	0.98	0.23 J	2.65	0.16 J	<0.50	13.3	3.07	0.52	0.32 J	0.69 J

Notes:
J - Analyte detected below the PQL
H - Holding tmes for preparation or analysis exceeded
All samples collected at 8:00 AM
Only compounds detected above the Method Detection Limit (MDL) reported

Source: O'Brien & Gere Engineers, Inc.

Table 74
Honeywell
Phase II Pre-Design Investigation
SCA Supernatant Treatability Testing

Organics Removal (VOCs) - Trickling Filter
SMU 1A/1B

Data Summary - Column 2 (influent - ug/L)

Date	1,2,4 Trimethyl-benzene	1,2 Dichloro-benzene	!,3,5 Trimethyl-benzene	1,4 Dichloro-benzene	Benzene	Chloro-benzene	Ethyl-benzene	Isopropyl-benzene	Methylene chloride	Naph-thalene	Styrene	Toluene	Xylenes (total)
4/10/2007	49.5	179	31	170	166	688	19.0 J	9.50 J	7.0 J	534	39	190	384
4/12/2007	54.5	226	35.5	210	165	752	21.5 J	10.5 J	9.0 J	690	40.5	188	412
4/17/2007	20.2	113	13.2	91	90.8	433	9.60 J	4.60 J	3.40 J	306	9.00 J	97.8	206
4/19/2007	37.8	174	21.4	152	56.2	376	16.5	9.4	0.95 J	911	11.8	105	312
4/24/2007	22.0 J	136	20.0 J	112	43	344	10.0 J	<25	8.00 J	553	12.5 J	70.5	218
4/26/2007	37.5	241	33.5	218	141	768	15.5 J	7.0 J	19.5 J	772	<25.0	140	354
5/1/2007	34	218	25.5	173	160	786	17.0 J	7.00 J	10.5 J	618	<25.0	144	356

Data Summary - Column 2 (effluent - ug/L)

Date	1,2,4 Trimethyl-benzene	1,2 Dichloro-benzene	!,3,5 Trimethyl-benzene	1,4 Dichloro-benzene	Benzene	Chloro-benzene	Ethyl-benzene	Isopropyl-benzene	Methylene chloride	Naph-thalene	Styrene	Toluene	Xylenes (total)
4/10/2007	<0.50	0.7	<0.50	0.45 J	0.24 J	1.6	0.16 J	<0.50	1.89 J	15.1	0.9	0.36 J	1.2
4/11/2007	<0.50	0.32 J	<0.50	0.16 J	0.13 J	0.75	0.18 J	<0.50	0.14 J	6.68	0.81	0.23 J	0.18 J
4/12/2007	<0.50	0.26 J	<0.50	0.13 J	<0.50	0.23 J	0.174 J	<0.50	0.20 J	5.48	0.84	0.11 J	0.13 J
4/13/2007	<0.50	0.11 J	<0.50	<0.50	<0.50	0.31 J	0.16 J	<0.50	0.36 J	2.04	0.85	0.12 J	<1.00
4/16/2007	<0.50	<0.50	<0.50	<0.50	<0.50	0.20 J	<0.50	<0.50	0.17 J	1.48	<0.50	<0.50	<1.00
4/17/2007	<0.50	0.17 J	<0.50	0.17 J	<0.50	0.44 J	0.18 J	<0.50	0.13 J	2.55	<0.50	0.13 J	<1.00
4/18/2007	<0.50 H	<0.50 H	<0.50 H	<0.50 H	<0.50 H	0.27 JH	0.12 JH	<0.50 H	0.12 H	1.25 H	<0.50 H	<0.50 H	<1.00 H
4/19/2007	<0.50	<0.50	<0.50	<0.50	<0.50	<0.50	<0.50	<0.50	0.12 J	1.7	<0.50	<0.50	<1.00
4/20/2007	<0.50	0.23 J	<0.50	0.16 J	<0.50	0.40 J	<0.50	<0.50	0.46 J	2.46	0.12 J	0.12 J	0.15 J
4/23/2007	<0.50	0.12 J	<0.50	<0.50	<0.50	0.20 J	<0.50	<0.50	1.81 J	1.17	0.11 J	0.10 J	0.11 J
4/24/2007	<0.50 H	0.20 JH	<0.50 H	0.28 JH	<0.50 H	0.37 JH	<0.50 H	<0.50 H	0.72 JH	1.62 JH	<0.50 H	0.15 JH	0.15 JH
4/25/2007	<0.50	0.37 J	<0.50	0.36 J	<0.50	0.69	<0.50	<0.50	0.79 J	2.46	<0.50	0.17 J	0.32 J
4/26/2007	<0.50	0.40 J	<0.50	0.33 J	0.10 J	0.74	<0.50	<0.50	0.24 J	2.63	<0.50	0.20 J	0.32 J
4/27/2007	<0.50	0.39 J	<0.50	0.36 J	0.11 J	0.79	<0.50	<0.50	0.71 J	2.55	<0.50	0.16 J	0.36 J
4/30/2007	<0.50	0.43 J	<0.50	0.30 J	0.11 J	0.89	0.11 J	<0.50	0.23 J	3.1	0.53	0.18 J	0.42 J
5/1/2007	0.13 J	1.07	<0.50	1.1	0.21 J	3.38	0.15 J	<0.50	11.1	3.44	0.49 J	0.38 J	0.92 J

Notes:
J - Analyte detected below the PQL
H - Holding tmes for preparation or analysis exceeded
All samples collected at 8:00 AM
Only compounds detected above the Method Detection Limit (MDL) reported

Source: O'Brien & Gere Engineers, Inc.

Table 75
Honeywell
Phase II Pre-Design Investigation
SCA Supernatant Treatability Testing

Organics Removal (SVOCs) - Trickling Filter
SMU 1A/1B

Data Summary - Column 1 (influent - ug/L)

Date	1,2 Dichloro-benzene	1,4 Dichloro-benzene	2,4 Dimethyl - phenol	2 Methyl-naphthalene	2 Methyl-phenol	4 Methyl-phenol	Benzoic acid	Benzyl alcohol	Naph-thalene	Phenol
4/10/2007	150	140	5.9 J	1.7 J	5.6 J	61	71	20. J	420	610
4/12/2007	150	140	5.8 J	1.7 J	5.4 J	58	54	1.9 J	400	600
4/17/2007	77 J	68 J	<110	<110	<110	20 J	<540	<110	250	670
4/19/2007	140 J	160	7.0 J	1.7 J	7.9 J	67	79	<10	530	780
4/24/2007	76	59	5.5 J	<11	7.7 J	31	91	<11	360	770
4/26/2007	140 J	130 J	<220	<220	<220	53 J	<1100	<220	510	670
5/1/2007	170 J	150 J	<200	<200	<200	51 J	<1000	<200	490	650

Data Summary - Column 1 (effluent- ug/L)

Date	1,2 Dichloro-benzene	1,4 Dichloro-benzene	2,4 Dimethyl - phenol	2 Methyl-naphthalene	2 Methyl-phenol	4 Methyl-phenol	Benzoic acid	Benzyl alcohol	Naph-thalene	Phenol
4/10/2007	<11	<11	4.9 J	<11	5.6 J	35	69	2.3 J	6.9 J	320
4/11/2007	<11	<11	<11	<11	5.0 J	21	21 J	<11	3.9 J	40
4/12/2007	<11	<11	3.7 J	<11	4.5 J	13	18 J	<11	3.0 J	40
4/13/2007	<11	<11	<11	<11	4.5 J	17	17 J	<11	1.6 J	90
4/16/2007	<11	<11	2.5 J	<11	4.4 J	8.0 J	26 J	1.2 J	<11	80
4/17/2007	<11	<11	<11	<11	4.5 J	7.5 J	24 J	1.5 J	<11	97
4/18/2007	<11	<11	<11	<11	4.9 J	9.9 J	30 J	1.3 J	<11	110
4/19/2007	<11	<11	3.3 J	<11	5.5 J	11	55	1.5 J	2.5 J	220
4/20/2007	<11	<11	2.8 J	<11	4.7 J	11 J	47 J	<11	1.5 J	270
4/23/2007	<11	<11	2.9 J	<11	4.1 J	8.8 J	36 J	<11	<11	170
4/24/2007	<11	<11	3.5 J	<11	4.7 J	15	54	<11	<11	230
4/25/2007	<11	<11	3.9 J	<11	5.2 J	27	73	1.2 J	<11	240
4/26/2007	<22	<22	5.3 J	<22	4.6 J	33	59 J	2.5 J	<22	230
4/27/2007	<24	<24	5.5 J	<24	4.5 J	44	62 J	<24	<24	240
4/30/2007	<22	<22	6.5 J	<22	4.8 J	57	69 J	<22	<22	200
5/1/2007	<11	<11	5.8 J	<11	4.6 J	57	69	1.8 J	1.7 J	130

Notes:
J - Analyte detected below the Practical Quantitation Limit (PQL)
All samples collected at 8:00 AM
Only compounds detected above the Method Detection Limit (MDL) reported

Source: O'Brien & Gere Engineers, Inc.

Table 76
Honeywell
Phase II Pre-Design Investigation
SCA Supernatant Treatability Testing

Organics Removal (SVOCs) - Trickling Filter
SMU 1A/1B

Data Summary - Column 2 (influent - ug/L)

Date	1,2 Dichloro-benzene	1,4 Dichloro-benzene	2,4 Dimethyl - phenol	2 Methyl-naphthalene	2 Methyl-phenol	4 Methyl-phenol	Benzoic acid	Benzyl alcohol	Naph-thalene	Phenol
4/10/2007	140	130	6.1 J	1.6 J	5.5 J	61	72	2.2 J	400	630
4/12/2007	160	150	6.1 J	1.7 J	5.2 J	58	67	2.0 J	440	640
4/17/2007	86	72	5.4 J	<11	6.1 J	41	75	3.8 J	270	780
4/19/2007	150 J	140 J	6.9 J	1.9 J	8.1 J	53	83	<10	540	760
4/24/2007	98	84	5.1 J	1.3 J	7.2 J	30	89	<11	390	710
4/26/2007	160 J	150 J	<220	<220	<220	38 J	<1100	<220	570	660
5/1/2007	140 J	120 J	<200	<200	<200	29 J	<1000	<200	430	640

Data Summary - Column 2 (effluent - ug/L)

Date	1,2 Dichloro-benzene	1,4 Dichloro-benzene	2,4 Dimethyl - phenol	2 Methyl-naphthalene	2 Methyl-phenol	4 Methyl-phenol	Benzoic acid	Benzyl alcohol	Naph-thalene	Phenol
4/10/2007	<11	<11	3.8 J	<11	5.8 J	34	70	2.5 J	8.5 J	350
4/11/2007	<11	<11	1.6 J	<11	5.0 J	21	21 J	<11	3.9 J	14
4/12/2007	<11	<11	3.1 J	<11	4.3 J	6.1 J	<57	<11	3.0 J	6.9 J
4/13/2007	<11	<11	<11	<11	3.2 J	5.8 J	<53	<11	<11	8.3 J
4/16/2007	<11	<11	<11	<11	<11	1.9 J	<53	<11	<11	36
4/17/2007	<11	<11	2.7 J	<11	3.8 J	6.9 J	11 J	1.3 J	<11	25
4/18/2007	<11	<11	2.9 J	<11	4.4 J	8.8 J	17 J	1.2 J	<11	43
4/19/2007	<11	<11	3.1 J	<11	4.5 J	8.7 J	29 J	1.1 J	1.3 J	65
4/20/2007	<11	<11	3.4 J	<11	4.7 J	12	44 J	<11	1.9 J	130
4/23/2007	<11	<11	<11	<11	4.5 J	7.9 J	61	1.0 J	<11	150
4/24/2007	<11	<11	3.5 J	<11	4.4 J	13	56	<11	1.4 J	140
4/25/2007	<11	<11	5.8 J	<11	6.4 J	27	100	1.9 J	3.0 J	180
4/26/2007	<11	<11	4.4 J	<11	4.6 J	23	73	1.5 J	1.9 J	170
4/27/2007	<22	<22	4.2 J	<22	4.2 J	24	50 J	<22	<22	150
4/30/2007	<22	<22	4.3 J	<22	4.2 J	34	70 J	<22	<22	180
5/1/2007	<25	<25	<25	<25	3.9 J	28	71 J	<25	<25	140

Notes:
J - Analyte detected below the Practical Quantitation Limit (PQL)
All samples collected at 8:00 AM
Only compounds detected above the Method Detection Limit (MDL) reported

Source: O'Brien & Gere Engineers, Inc.

Table 77
Honeywell
Phase II Pre-Design Investigation
SCA Supernatant Treatability Testing

Organics Removal - Trickling Filter
SMU-1A/1B
Data Summary

Date	Time	Column 1 - Influent (mg/L)					Column 1 - Effluent (mg/L)				
		COD	COD (filtered)	BOD	TSS	TOC	COD	COD (filtered)	BOD	TSS	TOC
4/10/2007	8:00 AM	310	280	130	<5.0	96	240	220	120	30	77
	3:00 PM	NS	NS	NS	NS	NS	240	NS	150	37	77
4/11/2007	8:00 AM	NS	NS	NS	NS	NS	210	170	76	17	55
	3:00 PM	NS	NS	NS	NS	NS	180	NS	67	18	52
4/12/2007	8:00 AM	270	280	160	10	97	190	160	84	40	48
	3:00 PM	NS	NS	NS	NS	NS	160	NS	58	43	39
4/13/2007	8:00 AM	NS	NS	NS	NS	NS	240	170	95	39	58
	3:00 PM	NS	NS	NS	NS	NS	NS	NS	NS	NS	NS
4/16/2007	8:00 AM	NS	NS	NS	NS	NS	240	160	86	100	52
	3:00 PM	NS	NS	NS	NS	NS	220	NS	85	100	47
4/17/2007	8:00 AM	300	280	140	<5.0	91	180	110	71	40	47
	3:00 PM	NS	NS	NS	NS	NS	190	NS	72	38	45
4/18/2007	8:00 AM	NS	NS	NS	NS	NS	180	150	100	42	52
	3:00 PM	NS	NS	NS	NS	NS	170	NS	76	11	53
4/19/2007	8:00 AM	320	320	170	46	110	180	170	89	16	62
	3:00 PM	NS	NS	NS	NS	NS	140	NS	58	10	45
4/20/2007	8:00 AM	NS	NS	NS	NS	NS	150	170	71	11	49
	3:00 PM	NS	NS	NS	NS	NS	NS	NS	NS	NS	NS
4/23/2007	8:00 AM	NS	NS	NS	NS	NS	170	140	65	24	54
	3:00 PM	NS	NS	NS	NS	NS	180	NS	82	30	50
4/24/2007	8:00 AM	340	310	150	<5.0	100	170	160	78	26	56
	3:00 PM	NS	NS	NS	NS	NS	170	NS	75	21	54
4/25/2007	8:00 AM	NS	NS	NS	NS	NS	180	160	93	23	58
	3:00 PM	NS	NS	NS	NS	NS	160	NS	85	11	54
4/26/2007	8:00 AM	270	260	160	72	100	170	160	83	12	57
	3:00 PM	NS	NS	NS	NS	NS	170	NS	85	6.5	57
4/27/2007	8:00 AM	NS	NS	NS	NS	NS	190	170	92	<5.0	110
	3:00 PM	NS	NS	NS	NS	NS	NS	NS	NS	NS	NS
4/30/2007	8:00 AM	NS	NS	NS	NS	NS	190	190	89	<5.0	60
	3:00 PM	NS	NS	NS	NS	NS	180	NS	85	5.5	60
5/1/2007	8:00 AM	280	280	140	<5.0	100	180	180	83	<5.0	57
	3:00 PM	NS	NS	NS	NS	NS	180	NS	83	<5.0	58

Notes:
J - Analyte detected below the PQL
NS - Not sampled

Source: O'Brien & Gere Engineers, Inc.

Table 78
Honeywell
Phase II Pre-Design Investigation
SCA Supernatant Treatability Testing

Organics Removal - Trickling Filter
SMU-1A/1B
Data Summary

Date	Time	Column 2 - Influent (mg/L)					Column 2 - Effluent (mg/L)				
		COD	COD (filtered)	BOD	TSS	TOC	COD	COD (filtered)	BOD	TSS	TOC
4/10/2007	8:00 AM	290	270	120	<5.0	98	230	240	120	12	76
	3:00 PM	NS	NS	NS	NS	NS	240	NS	140	69	75
4/11/2007	8:00 AM	NS	NS	NS	NS	NS	170	160	60	13	51
	3:00 PM	NS	NS	NS	NS	NS	170	NS	59	18	50
4/12/2007	8:00 AM	270	270	160	6	97	190	120	54	44	41
	3:00 PM	NS	NS	NS	NS	NS	280	NS	100	40	56
4/13/2007	8:00 AM	NS	NS	NS	NS	NS	170	130	52	18	38
	3:00 PM	NS	NS	NS	NS	NS	NS	NS	NS	NS	NS
4/16/2007	8:00 AM	NS	NS	NS	NS	NS	190	87	45	100	35
	3:00 PM	NS	NS	NS	NS	NS	200	NS	47	100	37
4/17/2007	8:00 AM	530	270	130	<5.0	96	140	140	38	26	34
	3:00 PM	NS	NS	NS	NS	NS	120	NS	36	16	33
4/18/2007	8:00 AM	NS	NS	NS	NS	NS	140	110	48	21	39
	3:00 PM	NS	NS	NS	NS	NS	130	NS	51	28	42
4/19/2007	8:00 AM	320	320	160	62	110	140	120	54	10	43
	3:00 PM	NS	NS	NS	NS	NS	170	NS	91	14	58
4/20/2007	8:00 AM	NS	NS	NS	NS	NS	180	170	87	18	57
	3:00 PM	NS	NS	NS	NS	NS	NS	NS	NS	NS	NS
4/23/2007	8:00 AM	NS	NS	NS	NS	NS	190	170	86	10	61
	3:00 PM	NS	NS	NS	NS	NS	170	NS	76	7	55
4/24/2007	8:00 AM	310	310	160	<5.0	120	170	160	74	15	55
	3:00 PM	NS	NS	NS	NS	NS	170	NS	72	12	53
4/25/2007	8:00 AM	NS	NS	NS	NS	NS	150	140	84	15	56
	3:00 PM	NS	NS	NS	NS	NS	170	NS	97	18	59
4/26/2007	8:00 AM	270	280	160	51	99	170	160	78	12	53
	3:00 PM	NS	NS	NS	NS	NS	190	NS	77	6.5	53
4/27/2007	8:00 AM	NS	NS	NS	NS	NS	180	170	81	5	170
	3:00 PM	NS	NS	NS	NS	NS	NS	NS	NS	NS	NS
4/30/2007	8:00 AM	NS	NS	NS	NS	NS	180	190	80	6	61
	3:00 PM	NS	NS	NS	NS	NS	180	NS	85	5	61
5/1/2007	8:00 AM	280	280	150	<5.0	100	170	170	78	<5.0	56
	3:00 PM	NS	NS	NS	NS	NS	170	NS	78	<5.0	55

Notes:
J - Analyte detected below the PQL
NS - Not sampled

Source: O'Brien & Gere Engineers, Inc.

Table 79
Honeywell
Phase II Pre-Design Investigation
SCA Supernatant Treatability Testing

Organics Removal (VOCs) - Trickling Filter
SMU 1A/1B

Data Summary - Column 1 (influent - ug/L)

Date	1,2,4 Trimethyl-benzene	1,2 Dichloro-benzene	!,3,5 Trimethyl-benzene	1,4 Dichloro-benzene	Benzene	Chloro-benzene	Ethyl-benzene	Isopropyl-benzene	Methylene chloride	Naph-thalene	Styrene	Toluene	Xylenes (total)
5/31/2007	9.75 J	46.8	7.75 J	34.5	64.5	267.0	6.00 J	4.25 J	8.25 J	151.0	26.0	61.0	134.0
6/5/2007	26.0	99.6	14.0	63.6	116.0	310.0	12.2	6.20 J	2.20 J	315.0	11.0	130.0	248.0
6/7/2007	12.0	60.2	7.6 J	34.5	63.8	171.0	<10.0	3.40 J	<40.0	207.0	6.20 J	70.2	120.0
6/12/2007	10.2	102.0	8.60 J	86.4	71.4	350.0	8.80 J	4.60 J	3.20 J	296.0	23.6	69.6	156.0
6/14/2007	6.40 J	92.0	5.6 J	63.2	70.6	299.0	6.20 J	2.40 J	6.00 J	205.0	7.20 J	62.4	114.0

Data Summary - Column 1 (effluent - ug/L)

Date	1,2,4 Trimethyl-benzene	1,2 Dichloro-benzene	!,3,5 Trimethyl-benzene	1,4 Dichloro-benzene	Benzene	Chloro-benzene	Ethyl-benzene	Isopropyl-benzene	Methylene chloride	Naph-thalene	Styrene	Toluene	Xylenes (total)
5/30/2007	<0.50	0.23 J	<0.50	0.17 J	0.11 J	0.72	0.11 J	<0.50	0.26 J	3.85	<0.50	0.87	<1.00
5/31/2007	<0.50	0.20 J	<0.50	0.15 J	<0.50	0.52	<0.50	<0.50	19.4	0.96 J	<0.50	0.67	<1.00
6/1/2007	<0.50	0.13 J	<0.50	0.13 J	<0.50	0.44 J	<0.50	<0.50	0.26 J	0.82 J	<0.50	0.5	<1.00
6/4/2007	<0.50	0.11 J	<0.50	0.11 J	<0.50	0.26 J	<0.50	<0.50	<2.00	0.60 J	<0.50	0.38 J	<1.00
6/5/2007	<0.50	0.34 J	<0.50	0.22 J	<0.50	0.51	<0.50	<0.50	<2.00	1.09	<0.50	0.19 J	0.31 J
6/6/2007	<0.50	<0.50	<0.50	<0.50	<0.50	0.14 J	<0.50	<0.50	<2.00	<1.00	<0.50	0.12 J	<1.00
6/7/2007	<0.50	<0.50	<0.50	<0.50	<0.50	0.18 J	<0.50	<0.50	<2.00	0.83 J	<0.50	0.13 J	<1.00
6/8/2007	<0.50	0.18 J	<0.50	0.14 J	<0.50	0.28 J	<0.50	<0.50	<2.00	1.02	<0.50	<0.50	<1.00
6/11/2007	<0.50	0.20 J	<0.50	0.15 J	<0.50	0.34 J	<0.50	<0.50	<2.00	1.00	<0.50	0.13 J	<1.00
6/12/2007	<0.50	0.26 J	<0.50	0.22 J	<0.50	0.43 J	<0.50	<0.50	<2.00	1.4	<0.50	0.39 J	<1.00
6/13/2007	<0.50	0.21 J	<0.50	0.20 J	<0.50	0.46 J	<0.50	<0.50	1.97 J	0.95 J	<0.50	<0.50	<1.00
6/14/2007	<0.50	0.26 J	<0.50	0.19 J	<0.50	0.47 J	<0.50	<0.50	0.29 J	1.00	<0.50	<0.50	<1.00
6/15/2007	<0.50	0.36 J	<0.50	0.26 J	0.12 J	0.8	<0.50	<0.50	0.40 J	0.91 J	<0.50	0.15 J	0.24 J
6/16/2007	<0.50	0.37 J	<0.50	0.28 J	0.14 J	0.86	<0.50	<0.50	0.94 J	0.57 J	<0.50	0.16 J	<1.00
6/17/2007	<0.50	0.5	<0.50	0.29 J	0.13 J	1.06	<0.50	<0.50	0.15 J	0.72 J	<0.50	0.20 J	0.13 J

Notes:
J - Analyte detected below the PQL
H - Holding tmes for preparation or analysis exceeded
All samples collected at 8:00 AM
Only compounds detected above the Method Detection Limit (MDL) reported

Source: O'Brien & Gere Engineers, Inc.

Table 80
Honeywell
Phase II Pre-Design Investigation
SCA Supernatant Treatability Testing

Organics Removal (VOCs) - Trickling Filter
SMU 1A/1B

Data Summary - Column 2 (influent - ug/L)

Date	1,2,4 Trimethyl-benzene	1,2 Dichloro-benzene	!,3,5 Trimethyl-benzene	1,4 Dichloro-benzene	Benzene	Chloro-benzene	Ethyl-benzene	Isopropyl-benzene	Methylene chloride	Naph-thalene	Styrene	Toluene	Xylenes (total)
5/31/2007	10.8 J	55.5	8.5 J	41.0	78.5	320.0	8.0 J	4.5 J	7.5 J	199.0	27.3	74.5	158.0
6/5/2007	22.2	91.4	12.6	57.8	107.0	293.0	11.2	5.80 J	2.80 J	305.0	10.2	121.0	225.0
6/7/2007	11.0	57.4	6.60 J	34.5	61.6	163.0	5.80 J	2.80 J	<40.0	196.0	5.40 J	65.4	111.0
6/12/2007	13.0	132.0	11.2	108.0	87.8	442.0	11.4	5.40 J	3.40 J	439.0	25.6	86.4	190.0
6/14/2007	5.20 J	94.6	5.40 J	65.5	74.4	323.0	6.6 J	2.2 J	5.6 J	213.0	8.6 J	62.4	114.0

Data Summary - Column 2 (effluent - ug/L)

Date	1,2,4 Trimethyl-benzene	1,2 Dichloro-benzene	!,3,5 Trimethyl-benzene	1,4 Dichloro-benzene	Benzene	Chloro-benzene	Ethyl-benzene	Isopropyl-benzene	Methylene chloride	Naph-thalene	Styrene	Toluene	Xylenes (total)
5/30/2007	<0.50	0.13 J	<0.50	<0.50	<0.50	0.43 J	0.13 J	<0.50	0.26 J	1.70	<0.50	0.96	<1.00
5/31/2007	<0.50	0.16 J	<0.50	0.14 J	<0.50	0.49 J	<0.50	<0.50	22.2	0.71 J	<0.50	0.7	<1.00
6/1/2007	<0.50	0.25 J	<0.50	0.17 J	<0.50	0.7	<0.50	<0.50	0.26 J	1.27	<0.50	0.55	<1.00
6/4/2007	<0.50	0.13 J	<0.50	0.10 J	<0.50	0.35 J	<0.50	<0.50	0.15 J	0.61 J	<0.50	0.42 J	<1.00
6/5/2007	<0.50	<0.50	<0.50	<0.50	<0.50	<0.50	<0.50	<0.50	<2.00	<1.00	<0.50	0.11 J	<1.00
6/6/2007	<0.50	<0.50	<0.50	<0.50	<0.50	<0.50	<0.50	<0.50	<2.00	<1.00	<0.50	0.11 J	<1.00
6/7/2007	<0.50	<0.50	<0.50	<0.50	<0.50	0.18 J	<0.50	<0.50	<2.00	0.73 J	<0.50	0.16 J	<1.00
6/8/2007	<0.50	0.11 J	<0.50	0.10 J	<0.50	0.22 J	<0.50	<0.50	<2.00	0.85 J	<0.50	0.12 J	<1.00
6/11/2007	<0.50	0.31 J	<0.50	0.23 J	<0.50	0.5	<0.50	<0.50	<2.00	1.02	<0.50	0.13 J	<1.00
6/12/2007	<0.50	0.71	<0.50	0.57	0.13 J	1.31	<0.50	<0.50	<2.00	2.1	<0.50	0.49 J	2.22
6/13/2007	<0.50	0.54	<0.50	0.54	0.10 J	1.04	<0.50	<0.50	1.96 J	0.94 J	<0.50	<0.50	<1.00
6/14/2007	<0.50	0.49 J	<0.50	0.36 J	<0.50	0.93	<0.50	<0.50	0.29 J	0.49 J	<0.50	0.12 J	0.14 J
6/15/2007	<0.50	0.21 J	<0.50	0.15 J	<0.50	0.38 J	<0.50	<0.50	0.57 J	0.21 J	<0.50	<0.50	<1.00
6/16/2007	<0.50	1.28	<0.50	0.76	0.36 J	2.3	<0.50	<0.50	0.91 J	1.83	<0.50	0.35 J	0.45 J
6/17/2007	<0.50	0.24 J	<0.50	0.16 J	<0.50	0.58	<0.50	<0.50	<2.00	0.62 J	<0.50	0.15 J	<1.00

Notes:
J - Analyte detected below the PQL
H - Holding tmes for preparation or analysis exceeded
All samples collected at 8:00 AM
Only compounds detected above the Method Detection Limit (MDL) reported

Source: O'Brien & Gere Engineers, Inc.

Table 81
Honeywell
Phase II Pre-Design Investigation
SCA Supernatant Treatability Testing

Organics Removal (SVOCs) - Trickling Filter
SMU 1A/1B

Data Summary - Column 1 (influent - ug/L)

Date	1,2 Dichloro-benzene	1,4 Dichloro-benzene	2,4 Dimethyl - phenol	2 Methyl-naphthalene	2 Methyl-phenol	4 Methyl-phenol	Benzoic acid	Benzyl alcohol	Naph-thalene	Phenol
5/31/2007	40 J	26 J	<200	<200	<200	73 J	<1000	<200	150 J	640
6/5/2007	91 J	58 J	<110	<110	<110	75 J	<530	<110	320	610
6/7/2007	41 J	23 J	<110	<110	<110	66 J	<530	<110	170	580
6/12/2007	83 J	66 J	<110	<110	<110	83 J	72 J	<110	290	760
6/14/2007	82 J	58 J	<100	<100	<100	78 J	68 J	<100	240	690

Data Summary - Column 1 (effluent- ug/L)

Date	1,2 Dichloro-benzene	1,4 Dichloro-benzene	2,4 Dimethyl - phenol	2 Methyl-naphthalene	2 Methyl-phenol	4 Methyl-phenol	Benzoic acid	Benzyl alcohol	Naph-thalene	Phenol
5/30/2007	<10	<10	<10	<10	<10	1.8 J	13 J	<10	<10	<10
5/31/2007	<11	<11	<11	<11	<11	<11	<53	<11	<11	4.6 J
6/1/2007	<11	<11	<11	<11	<11	<11	<53	<11	<11	<11
6/4/2007	<10	<10	<10	<10	<10	<10	<52	<10	<10	<10
6/5/2007	<10	<10	<10	<10	<10	<10	<51	<10	<10	<10
6/6/2007	<11	<11	<11	<11	<11	<11	<53	<11	<11	<11
6/7/2007	<11	<11	<11	<11	<11	<11	<53	<11	<11	<11
6/8/2007	<11	<11	<11	<11	<11	<11	<52	<11	<11	<11
6/11/2007	<11	<11	<11	<11	<11	<11	<53	<11	<11	<11
6/12/2007	<11	<11	<11	<11	<11	<11	<54	<11	<11	<11
6/13/2007	<11	<11	<11	<11	<11	<11	<53	<11	41 J	<11
6/14/2007	<12	<12	<12	<12	<12	<12	<59	<12	2.7 J	<12
6/15/2007	<11	<11	<11	<11	<11	<11	<53	<11	3.5 J	<11
6/16/2007	<11	<11	<11	<11	<11	<11	<53	<11	2.5 J	<11
6/17/2007	<11	<11	<11	<11	<11	<11	<53	<11	2.6 J	<11

Notes:
J - Analyte detected below the Practical Quantitation Limit (PQL)
All samples collected at 8:00 AM
Only compounds detected above the Method Detection Limit (MDL) reported

Source: O'Brien & Gere Engineers, Inc.

Table 82
Honeywell
Phase II Pre-Design Investigation
SCA Supernatant Treatability Testing

Organics Removal (SVOCs) - Trickling Filter
SMU 1A/1B

Data Summary - Column 2 (influent - ug/L)

Date	1,2 Dichloro-benzene	1,4 Dichloro-benzene	2,4 Dimethyl - phenol	2 Methyl-naphthalene	2 Methyl-phenol	4 Methyl-phenol	Benzoic acid	Benzyl alcohol	Naph-thalene	Phenol
5/31/2007	41 J	28 J	<220	<220	<220	83 J	<1100	<220	160 J	660
6/5/2007										
6/7/2007	40 J	22 J	<110	<110	<110	66 J	<560	<110	170	550
6/12/2007	100 J	80 J	<110	<110	<110	84 J	72 J	<110	360	750
6/14/2007	89 J	61 J	<100	<100	<100	82 J	75 J	<100	240	720

Data Summary - Column 2 (effluent - ug/L)

Date	1,2 Dichloro-benzene	1,4 Dichloro-benzene	2,4 Dimethyl - phenol	2 Methyl-naphthalene	2 Methyl-phenol	4 Methyl-phenol	Benzoic acid	Benzyl alcohol	Naph-thalene	Phenol
5/30/2007	<11	<11	<11	<11	<11	2.7 J	6.4 J	1.3 J	<11	<11
5/31/2007	<10	<10	<10	<10	<10	<10	<52	<10	<10	<10
6/1/2007	<11	<11	<11	<11	<11	1.4 J	<53	<11	<11	7.7 J
6/4/2007	<10	<10	<10	<10	<10	<10	<52	<10	<10	<10
6/5/2007	<10	<10	<10	<10	<10	<10	<51	<10	<10	<10
6/6/2007	<11	<11	<11	<11	<11	<11	<53	<11	<11	<11
6/7/2007	<10	<10	<10	<10	<10	<10	<52	<10	<10	<10
6/8/2007	<11	<11	<11	<11	<11	<11	<52	<11	<11	<11
6/11/2007	<11	<11	<11	<11	<11	<11	<53	<11	<11	<11
6/12/2007	<11	<11	<11	<11	<11	<11	<53	<11	<11	<11
6/13/2007	<10	<10	<10	<10	<10	<10	<52	<10	3.0 J	<10
6/14/2007	<11	<11	<11	<11	<11	<11	<53	<11	2.7 J	<11
6/15/2007	<11	<11	<11	<11	<11	<11	<53	<11	2.4 J	<11
6/16/2007	1.3 J	<11	<11	<11	<11	<11	<54	<11	3.9 J	<11
6/17/2007	<11	<11	<11	<11	<11	<11	<53	<11	2.2 J	<11

Notes:
J - Analyte detected below the Practical Quantitation Limit (PQL)
All samples collected at 8:00 AM
Only compounds detected above the Method Detection Limit (MDL) reported
Sample container broken at laboratory, not analyzable.
Source: O'Brien & Gere Engineers, Inc.

Table 83
Honeywell
Phase II Pre-Design Investigation
SCA Supernatant Treatability Testing

Organics Removal - Trickling Filter
SMU-1A/1B
Data Summary

Date	Time	Column 1 - Influent (mg/L)					Column 1 - Effluent (mg/L)				
		COD	COD (filtered)	BOD	TSS	TOC	COD	COD (filtered)	BOD	TSS	TOC
5/30/2007	8:00 AM	NS	NS	NS	NS	NS	170	130	100	32	39
	3:00 PM	NS	NS	NS	NS	NS	130	NS	73	40	27
5/31/2007	8:00 AM	260	270	140	6.5	89	100	87	43	26	22
	3:00 PM	NS	NS	NS	NS	NS	100	NS	39	38	19
6/1/2007	8:00 AM	NS	NS	NS	NS	NS	82	65	41	28	18
	3:00 PM	NS	NS	NS	NS	NS	NS	NS	NS	NS	NS
6/4/2007	8:00 AM	NS	NS	NS	NS	NS	69	60	34	22	14
	3:00 PM	NS	NS	NS	NS	NS	65	NS	21	22	14
6/5/2007	8:00 AM	240	230	120	58	81	87	50	63	37	17
	3:00 PM	NS	NS	NS	NS	NS	74	NS	50	23	15
6/6/2007	8:00 AM	NS	NS	NS	NS	NS	79	54	43	23	15
	3:00 PM	NS	NS	NS	NS	NS	70	NS	48	25	15
6/7/2007	8:00 AM	260	220	120	180	84	87	52	63	41	16
	3:00 PM	NS	NS	NS	NS	NS	85	NS	72	48	15
6/8/2007	8:00 AM	NS	NS	NS	NS	NS	100	57	94	64	16
	3:00 PM	NS	NS	NS	NS	NS	NS	NS	NS	NS	NS
6/11/2007	8:00 AM	NS	NS	NS	NS	NS	120	52	85	71	17
	3:00 PM	NS	NS	NS	NS	NS	150	NS	58	120	17
6/12/2007	8:00 AM	240	230	100	6.0	81	120	54	82	71	16
	3:00 PM	NS	NS	NS	NS	NS	110	NS	80	59	15
6/13/2007	8:00 AM	NS	NS	NS	NS	NS	110	48	88	71	17
	3:00 PM	NS	NS	NS	NS	NS	110	NS	80	82	16
6/14/2007	8:00 AM	240	220	110	5.0	78	96	54	84	60	16
	3:00 PM	NS	NS	NS	NS	NS	170	NS	160	140	19
6/15/2007	8:00 AM	NS	NS	NS	NS	NS	160	48	100	150	18
	3:00 PM	NS	NS	NS	NS	NS	150	NS	120	140	18
6/16/2007	8:00 AM	NS	NS	NS	NS	NS	120	54	150	85	18
	3:00 PM	NS	NS	NS	NS	NS	120	NS	48	82	18
6/17/2007	8:00 AM	NS	NS	NS	NS	NS	210	57	63	240	22
	3:00 PM	NS	NS	NS	NS	NS	110	NS	63	66	17

Notes:
J - Analyte detected below the PQL
NS - Not sampled

Source: O'Brien & Gere Engineers, Inc.

Table 84
Honeywell
Phase II Pre-Design Investigation
SCA Supernatant Treatability Testing

Organics Removal - Trickling Filter
SMU-1A/1B
Data Summary

Date	Time	Column 2 - Influent (mg/L)					Column 2 - Effluent (mg/L)				
		COD	COD (filtered)	BOD	TSS	TOC	COD	COD (filtered)	BOD	TSS	TOC
5/30/2007	8:00 AM	NS	NS	NS	NS	NS	140	120	89	37	32
	3:00 PM	NS	NS	NS	NS	NS	110	NS	65	27	26
5/31/2007	8:00 AM	270	250	130	9.0	90	120	79	68	52	22
	3:00 PM	NS	NS	NS	NS	NS	140	NS	110	110	23
6/1/2007	8:00 AM	NS	NS	NS	NS	NS	120	65	79	72	21
	3:00 PM	NS	NS	NS	NS	NS	NS	NS	NS	NS	NS
6/4/2007	8:00 AM	NS	NS	NS	NS	NS	87	48	40	27	17
	3:00 PM	NS	NS	NS	NS	NS	69	NS	43	21	16
6/5/2007	8:00 AM	240	230	120	18	84	120	52	65	30	17
	3:00 PM	NS	NS	NS	NS	NS	78	NS	67	27	16
6/6/2007	8:00 AM	NS	NS	NS	NS	NS	96	54	46	46	14
	3:00 PM	NS	NS	NS	NS	NS	100	NS	90	63	16
6/7/2007	8:00 AM	250	220	120	25	84	110	52	88	60	17
	3:00 PM	NS	NS	NS	NS	NS	70	NS	41	23	21
6/8/2007	8:00 AM	NS	NS	NS	NS	NS	170	59	180	150	18
	3:00 PM	NS	NS	NS	NS	NS	NS	NS	NS	NS	NS
6/11/2007	8:00 AM	NS	NS	NS	NS	NS	230	54	180	180	21
	3:00 PM	NS	NS	NS	NS	NS	210	NS	180	170	20
6/12/2007	8:00 AM	250	230	110	6.0	80	160	59	160	110	19
	3:00 PM	NS	NS	NS	NS	NS	190	NS	160	120	18
6/13/2007	8:00 AM	NS	NS	NS	NS	NS	190	52	160	160	19
	3:00 PM	NS	NS	NS	NS	NS	150	NS	140	120	19
6/14/2007	8:00 AM	240	230	120	<5.0	79	170	50	150	140	18
	3:00 PM	NS	NS	NS	NS	NS	130	NS	86	53	17
6/15/2007	8:00 AM	NS	NS	NS	NS	NS	270	41	160	230	20
	3:00 PM	NS	NS	NS	NS	NS	210	NS	180	360	25
6/16/2007	8:00 AM	NS	NS	NS	NS	NS	140	52	38	110	19
	3:00 PM	NS	NS	NS	NS	NS	120	NS	94	88	22
6/17/2007	8:00 AM	NS	NS	NS	NS	NS	140	57	110	110	19
	3:00 PM	NS	NS	NS	NS	NS	180	NS	92	160	21

Notes:
J - Analyte detected below the PQL
NS - Not sampled

Source: O'Brien & Gere Engineers, Inc.

Table 85
Honeywell
Phase II Pre-Design Investigation
SCA Supernatant Treatability Testing

Organics Removal (VOCs) - GAC Column Testing
Data Summary

Sample Area	Volatile Organic Compounds	Time (hours)											
		0	6	12	24	36	48	60	72	84	96	108	120
	Parameter(ug/L)												
SMU 1A	1,2,4-Trimethylbenzene	25	<0.50	<0.50	<0.50	<0.50	<0.50	<0.50	<0.50	<2.50	<5.00	<5.00	<5.00
	1,2-Dichlorobenzene	18	<0.50	<0.50	<0.50	<0.50	<0.50	<0.50	<0.50	<2.50	<5.00	<5.00	<5.00
	1,3,5-Trimethylbenzene	14.3	<0.50	<0.50	<0.50	<0.50	<0.50	<0.50	<0.50	<2.50	<5.00	<5.00	<5.00
	1,4-Dichlorobenzene	6.50 J	<0.50	<0.50	<0.50	<0.50	<0.50	<0.50	<0.50	<2.50	<5.00	<5.00	<5.00
	Benzene	143	<0.50	<0.50	<0.50	<0.50	<0.50	<0.50	<0.50	<2.50	<5.00	<5.00	<5.00
	Chlorobenzene	39.5	0.10 J	<0.50	<0.50	<0.50	<0.50	<0.50	<0.50	<2.50	<5.00	<5.00	<5.00
	Ethylbenzene	13.5	<0.50	<0.50	<0.50	<0.50	<0.50	<0.50	<0.50	<2.50	<5.00	<5.00	<5.00
	Isopropylbenzene	6.25 J	<0.50	<0.50	<0.50	<0.50	<0.50	<0.50	<0.50	<2.50	<5.00	<5.00	<5.00
	Methylene chloride	5.25 J	0.46 J	0.53 J	1.89 J	0.19 J	0.29 J	0.12 J	0.73 J	0.85 J	2.20 J	1.70 J	1.90 J
	Naphthalene	282	1.4	<1.00	<1.00	<1.00	<1.00	<1.00	<1.00	<5.00	<10.0	<10.0	<10.0
	sec- Butylbenzene	<12.5	<0.50	<0.50	<0.50	<0.50	<0.50	<0.50	<0.50	<2.50	<5.00	<5.00	<5.00
	Styrene	19.2	<0.50	<0.50	<0.50	<0.50	<0.50	<0.50	<0.50	<2.50	<5.00	<5.00	<5.00
	Toluene	212	<0.50	<0.50	<0.50	<0.50	<0.50	<0.50	<0.50	<2.50	<5.00	<5.00	<5.00
	Xylenes (total)	298	<1.00	<1.00	<1.00	<1.00	<1.00	<1.00	<1.00	<5.00	<10.0	<10.0	<10.0
SMU 1B	1,2-Dichlorobenzene	220	<0.50	<0.50	<0.50	<0.50	<0.50	<0.50	<0.50	<0.50	<0.50	<0.50	<0.50
	1,4-Dichlorobenzene	159	<0.50	<0.50	<0.50	<0.50	<0.50	<0.50	<0.50	<0.50	<0.50	<0.50	<0.50
	Benzene	210	<0.50	<0.50	<0.50	<0.50	<0.50	<0.50	<0.50	<0.50	<0.50	<0.50	<0.50
	Chlorobenzene	1110	0.21 J	<0.50	<0.50	<0.50	<0.50	<0.50	<0.50	<0.50	<0.50	<0.50	<0.50
	Ethylbenzene	15.5 J	<0.50	<0.50	<0.50	<0.50	<0.50	<0.50	<0.50	<0.50	<0.50	<0.50	<0.50
	Methylene chloride	6.50 J	0.44 J	0.56 J	2.18	0.23 J	0.31 J	0.12 J	0.71 J	0.11 J	0.50 J	0.26 J	0.38 J
	Naphthalene	284	<1.00	<1.00	<1.00	<1.00	<1.00	<1.00	<1.00	<1.00	<1.00	<1.00	<1.00
	Toluene	68	<0.50	<0.50	<0.50	<0.50	<0.50	<0.50	<0.50	<0.50	<0.50	<0.50	<0.50
	Xylenes (total)	196	<1.00	<1.00	<1.00	<1.00	<1.00	<1.00	<1.00	<1.00	<1.00	<1.00	<1.00
SMU 4	1,2,4-Trimethylbenzene	<0.50	<0.50	<0.50	<0.50	<0.50	<0.50	<0.50	<0.50	<0.50	<0.50	<0.50	<0.50
	1,2-Dichlorobenzene	2.37	<0.50	<0.50	<0.50	<0.50	<0.50	<0.50	<0.50	<0.50	<0.50	<0.50	<0.50
	1,3,5-Trimethylbenzene	<0.50	<0.50	<0.50	<0.50	<0.50	<0.50	<0.50	<0.50	<0.50	<0.50	<0.50	<0.50
	1,4-Dichlorobenzene	1.89	<0.50	<0.50	<0.50	<0.50	<0.50	<0.50	<0.50	<0.50	<0.50	<0.50	<0.50
	Benzene	0.50	<0.50	<0.50	<0.50	<0.50	<0.50	<0.50	<0.50	<0.50	<0.50	<0.50	<0.50
	Chlorobenzene	6.80	<0.50	<0.50	<0.50	<0.50	<0.50	<0.50	<0.50	<0.50	<0.50	<0.50	<0.50
	Ethylbenzene	0.16 J	<0.50	<0.50	<0.50	<0.50	<0.50	<0.50	<0.50	<0.50	<0.50	<0.50	<0.50
	Isopropylbenzene	<0.50	<0.50	<0.50	<0.50	<0.50	<0.50	<0.50	<0.50	<0.50	<0.50	<0.50	<0.50
	Methylene chloride	1.06 J	0.57 J	0.26 J	2.83	0.15 J	0.29 J	0.15 J	0.62 J	<2.00	0.45 J	0.24 J	0.65 J
	Naphthalene	<0.50	<1.00	<1.00	<1.00	<1.00	<1.00	<1.00	<1.00	<1.00	<1.00	<1.00	<1.00
	sec- Butylbenzene	<0.50	<0.50	<0.50	<0.50	<0.50	<0.50	<0.50	<0.50	<0.50	<0.50	<0.50	<0.50
	Styrene	<0.50	<0.50	<0.50	<0.50	<0.50	<0.50	<0.50	<0.50	<0.50	<0.50	<0.50	<0.50
	Toluene	0.58	<0.50	<0.50	<0.50	<0.50	<0.50	<0.50	<0.50	<0.50	<0.50	<0.50	<0.50
	Xylenes (total)	2.69	<1.00	<1.00	<1.00	<1.00	<1.00	<1.00	<1.00	<1.00	<1.00	<1.00	<1.00
SMU 6	1,2-Dichlorobenzene	0.79	<0.50	<0.50	<0.50	<0.50	<0.50	<0.50	<0.50	<0.50	<0.50	<0.50	<0.50
	1,4-Dichlorobenzene	0.81	<0.50	<0.50	<0.50	<0.50	<0.50	<0.50	<0.50	<0.50	<0.50	<0.50	<0.50
	Benzene	0.23 J	<0.50	<0.50	<0.50	<0.50	<0.50	<0.50	<0.50	<0.50	<0.50	<0.50	<0.50
	Chlorobenzene	1.76	<0.50	<0.50	<0.50	<0.50	<0.50	<0.50	<0.50	<0.50	<0.50	<0.50	<0.50
	Methylene chloride	1.28 J	0.44 J	0.46 J	3.11	0.16 J	0.32 J	0.39 J	0.60 J	<2.00	0.46 J	0.26 J	0.56 J
	1,2-Dichlorobenzene	0.38 J	0.21 J	0.13 J	0.14 J	0.11 J	0.11 J	<0.50	<0.50	<0.50	<0.50	<0.50	<0.50
SMU 7	1,3-Dichlorobenzene	0.31 J	<0.50	<0.50	<0.50	<0.50	<0.50	<0.50	<0.50	<0.50	<0.50	<0.50	<0.50
	1,4-Dichlorobenzene	0.25 J	0.17 J	0.14 J	0.12 J	<0.50	<0.50	<0.50	<0.50	<0.50	<0.50	<0.50	<0.50
	Benzene	<0.50	<0.50	<0.50	<0.50	<0.50	<0.50	<0.50	<0.50	<0.50	<0.50	<0.50	<0.50
	Chlorobenzene	0.19 J	0.41 J	0.20 J	0.17 J	0.14 J	0.16 J	0.12 J	0.14 J	<0.50	0.11 J	<0.50	<0.50
	Methylene chloride	0.71 J	0.34 J	0.33 J	2.75	0.15 J	0.22 J	0.13 J	0.52 J	<2.00	0.43 J	0.28 J	0.45 J
	Xylenes (total)	0.22 J	<1.00	<1.00	<1.00	<1.00	<1.00	<1.00	<1.00	<1.00	<1.00	<1.00	<1.00

Notes:
J - Analyte detected below the PQL
NA - Not analyzed
All other parameters were not detected
Source: O'Brien & Gere Engineers, Inc.

Table 86
Honeywell
Phase II Pre-Design Investigation
SCA Supernatant Treatability Testing

Organics Removal (SVOCs) - GAC Column Testing
Data Summary

Sample Area	Semivolatile Organic Compounds	Time (hours)											
		0	6	12	24	36	48	60	72	84	96	108	120
	Parameter (ug/L)												
SMU 1A	4-Methylphenol	**40 J**	<11	<11	<11	<10	<11	<11	<11	<11	<10	<10	<11
	4-Nitrophenol	<1100	<53	<53	<53	**2.8 J**	<53	<54	<53	<53	<50	<51	<54
	bis(2-Ethylhexal)phthalate	<210	**8.8 J**	<11	<11	<10	<11	<11	<11	<11	<10	<10	<11
	Naphthalene	**120 J**	<11	<11	<11	<10	<11	<11	<11	<11	<10	<10	<11
	Phenol	**730**	<11	<11	<11	<10	<11	<11	<11	<11	<10	<10	<11
SMU 1B	1,2-Dichlorobenzene	**160**	<11	<11	<12	<10	<11	<11	<11	<11	<10	<10	<11
	1,4-Dichlorobenzene	**100 J**	<11	<11	<12	<10	<11	<11	<11	<11	<10	<10	<11
	4-Methylphenol	**32 J**	<11	<11	<12	<10	<11	<11	<11	<11	<10	<10	<11
	bis(2-Ethylhexal)phthalate	<100	<11	**1.2 J**	<12	<10	<11	**1.2 J**	<11	<11	<10	<10	<11
	Di-n-butyl phthalate	<100	<11	<11	<12	<10	<11	<11	**1.7 J**	<11	<10	<10	<11
	Naphthalene	**150**	<11	<11	<12	<10	<11	<11	<11	<11	<10	<10	<11
	Phenol	**440**	<11	<11	<12	<10	<11	<11	<11	<11	<10	<10	<11
SMU 4	1,4-Dichlorobenzene	**1.1 J**	<12	<11	<11	<10	<11	<11	<11	<11	<10	<10	<11
	bis(2-Ethylhexal)phthalate	<10	<12	**1.1 J**	<11	<10	<11	<11	<11	<11	<10	<10	<11
	Naphthalene	**1.3 J**	<12	<11	<11	<10	<11	<11	<11	<11	<10	<10	<11
SMU 6	4-Nitrophenol	**1.3 J**	<52	<52	<54	<51	<52	<54	<53	<53	<52	<51	<52
	bis(2-Ethylhexal)phthalate	**1.9 J**	<10	**1.3 J**	<11	<10	<10	<11	<11	<11	<10	<10	<10
	Di-n-butyl phthalate	<10	<10	<10	<11	<10	<10	<11	**1.7 J**	**1.7 J**	<10	<10	<10
SMU 7	bis(2-Ethylhexal)phthalate	**1.1 J**	**2.9 J**	**5.2 J**	**5.1 J**	**8.9 J**	**9.2 J**	**4.5 J**	<11	**4.3 J**	**4.9 J**	**2.0 J**	**1.2 J**

Notes:
J - Analyte detected below the PQL
H - Holding times exceeded
NA - Not analyzed
All other parameters were not detected
Source: O'Brien & Gere Engineers, Inc.

Table 87
Honeywell
Phase II Pre-Design Investigation
SCA Supernatant Treatability Testing

Organics Removal (PCBs) - GAC Column Testing
Data Summary

Sample Area	Polychlorinated Biphenols (PCBs) Method 1668A (ng/L)	Time (hours)						
		0	6	24	48	72	96	120
SMU 1A	Total Monochloro Biphenyls	0.616	<0.517	<0.561	<0.594	<0.516	<0.572	<0.541
SMU 7	Total Tetrachloro Biphenyls	2.5	<0.541	<0.535	<0.561	<0.550	<0.541	<0.528
	Total Pentachloro Biphenyls	7.56	2.23	2.44	2.49	3.76	1.99	3.21
	Total Hexachloro Biphenyls	9.19	5.25	6.44	5.82	6.77	4.18	5.96
	Total Heptachloro Biphenyls	6.07	4.00	3.76	3.96	4.86	3.11	3.59

Notes:

All other parameters below the Method Specified Reporting Limit (EML)

Source: O'Brien & Gere Engineers, Inc.

O'BRIEN & GERE

Figure 1a - EET Testing
SMU 1A - Site 10114
Volatile Organic Compounds

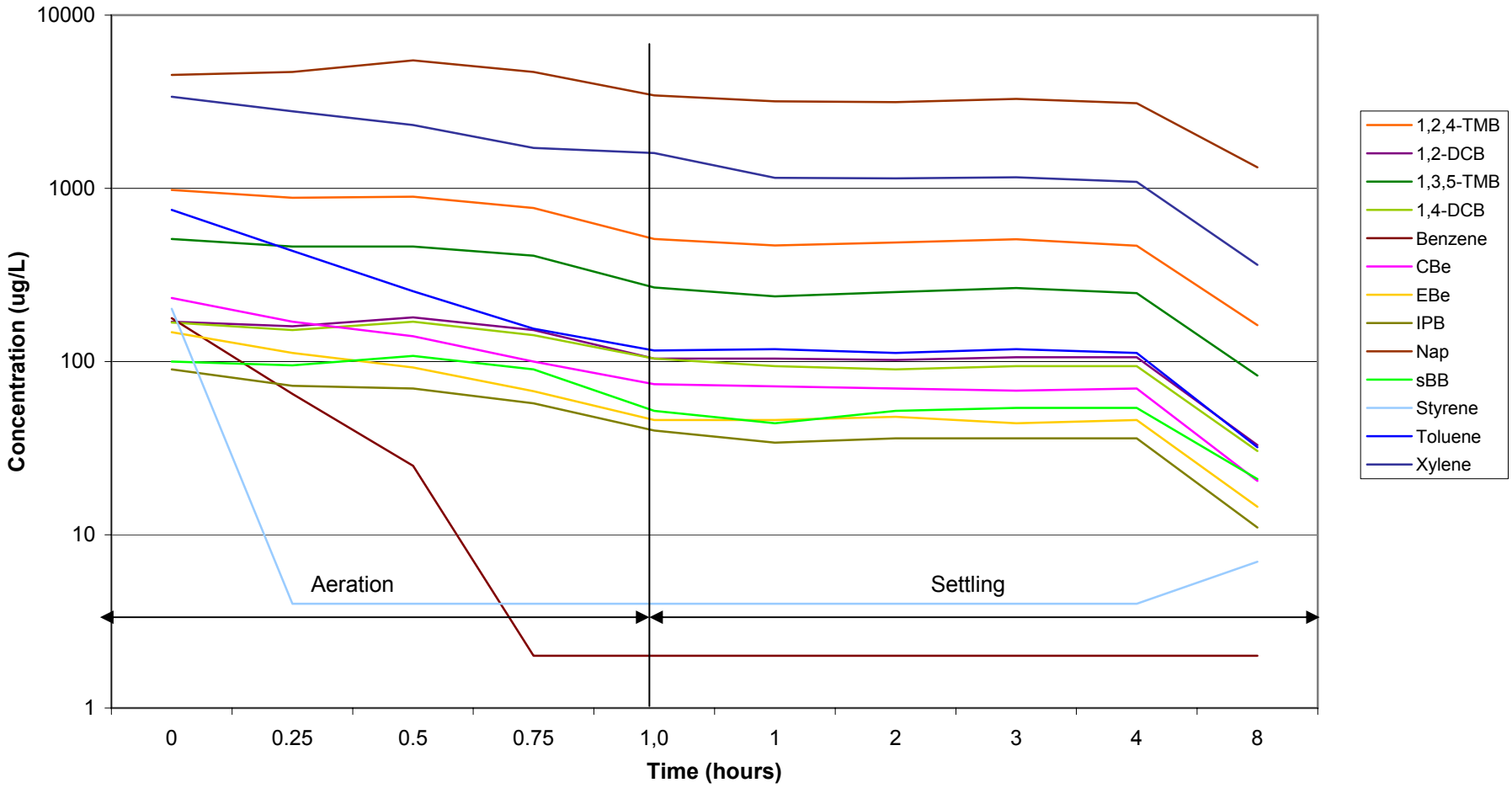

O'BRIEN & GERE

Figure 1b - EET Testing
SMU 1A - Site 10114
Semi-Volatile Organic Compounds

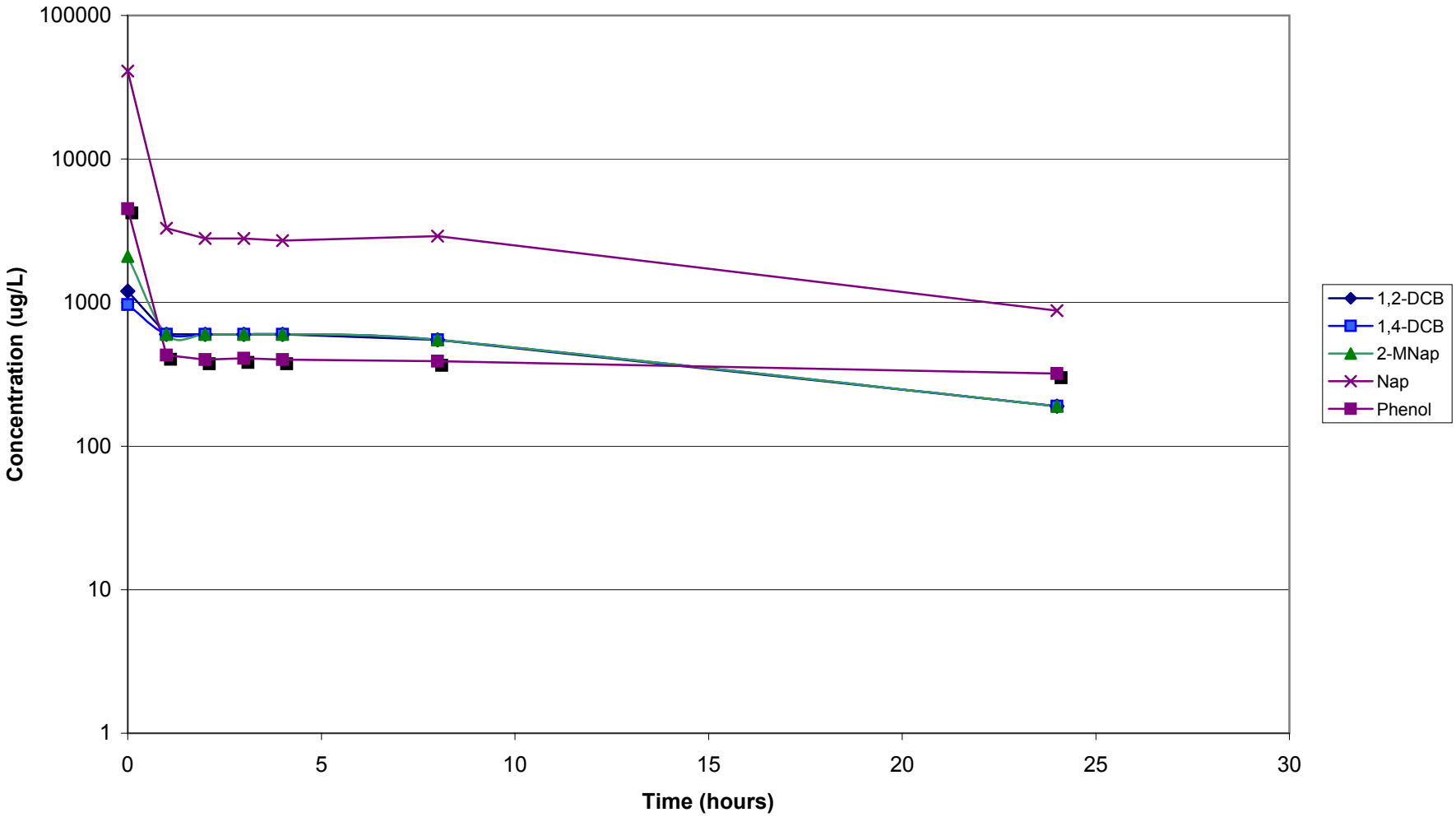

O'BRIEN & GERE

Figure 1c - EET Testing
SMU 1A - Site 10114
Mercury/Total Suspended Solids

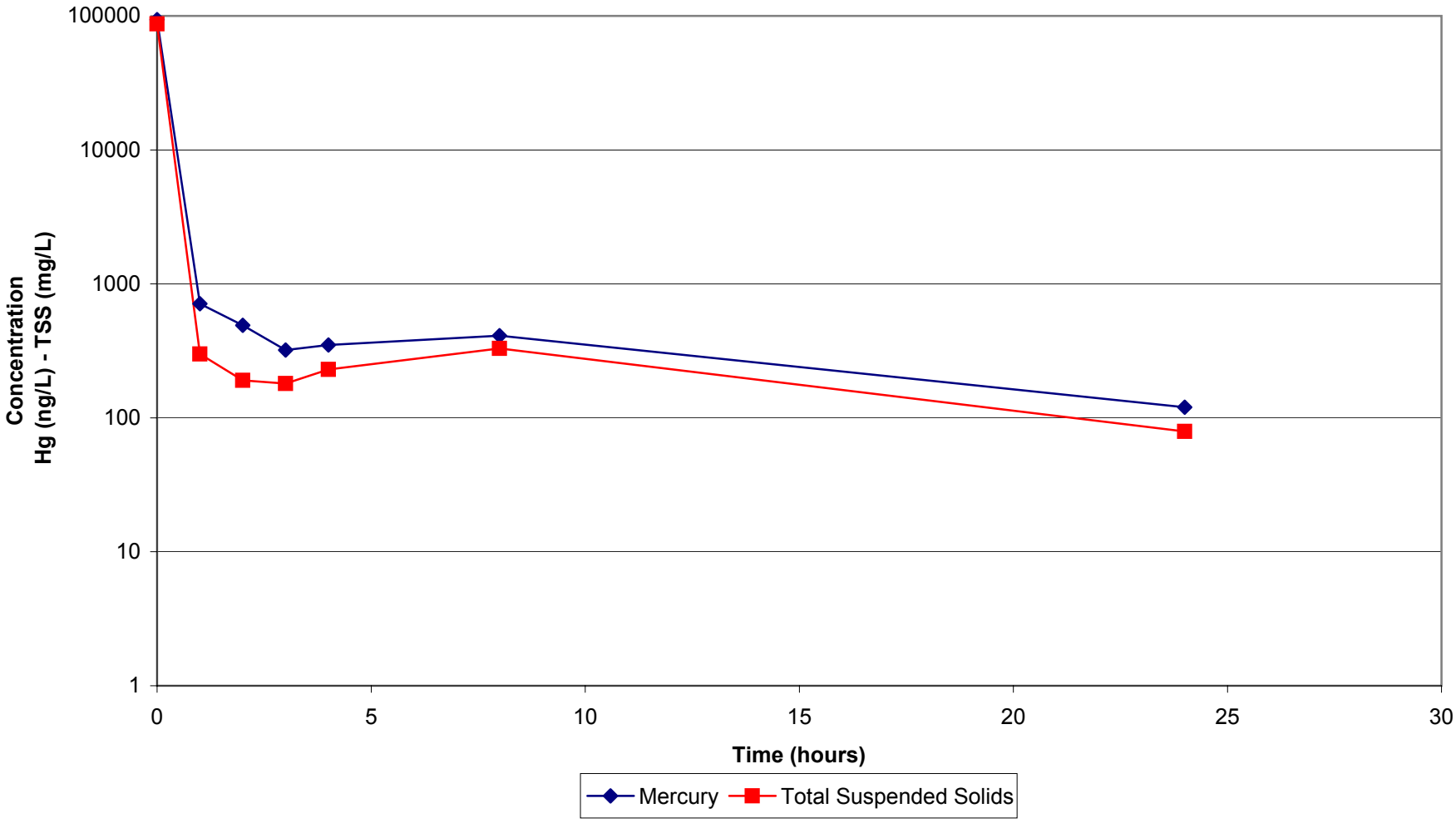

O'BRIEN & GERE

Figure 1d - EET Testing
SMU 1A - Site 10114
Ammonia

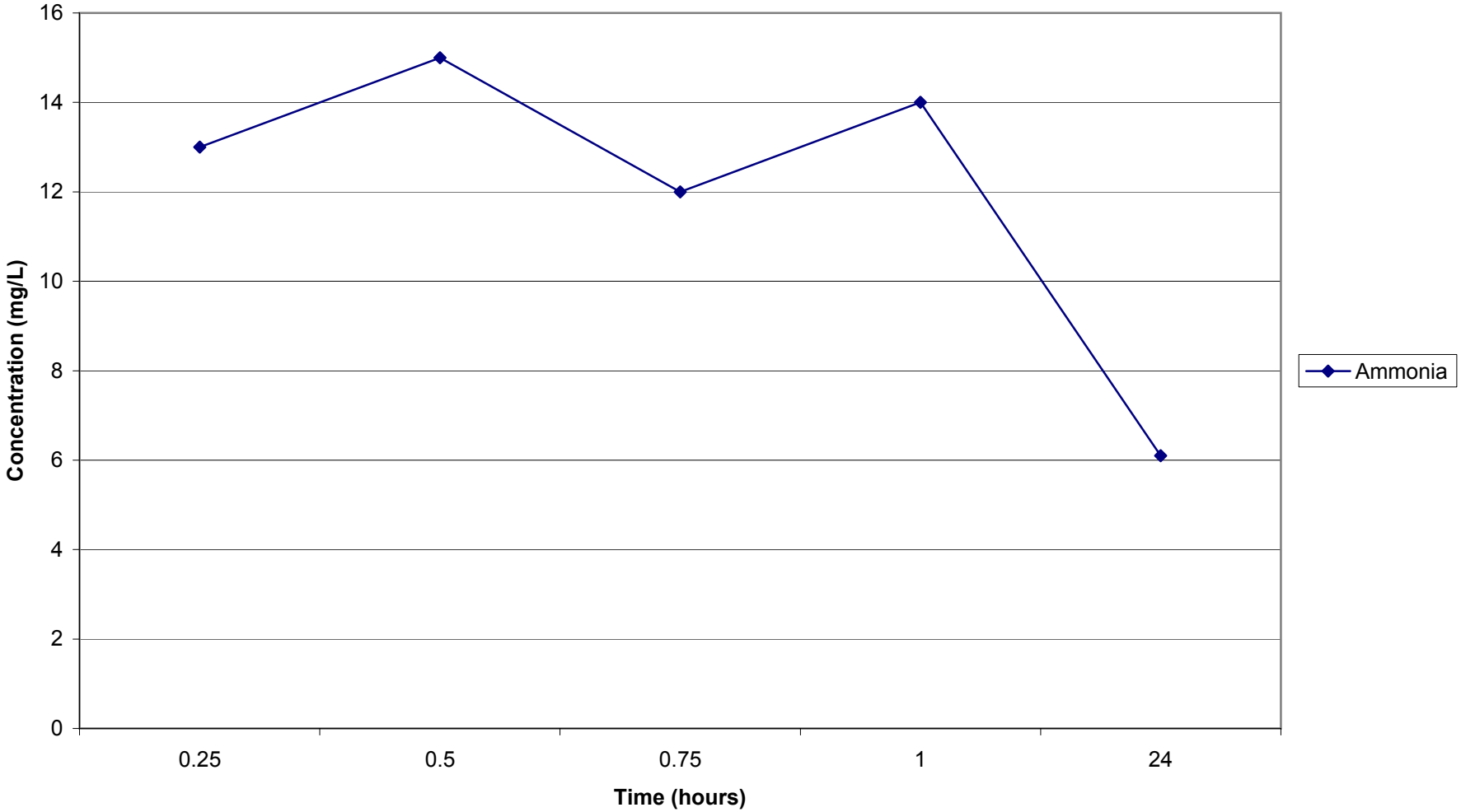

O'BRIEN & GERE

Figure 2a - EET Testing
SMU 1A - Site 10114F
Volatile Organic Compounds

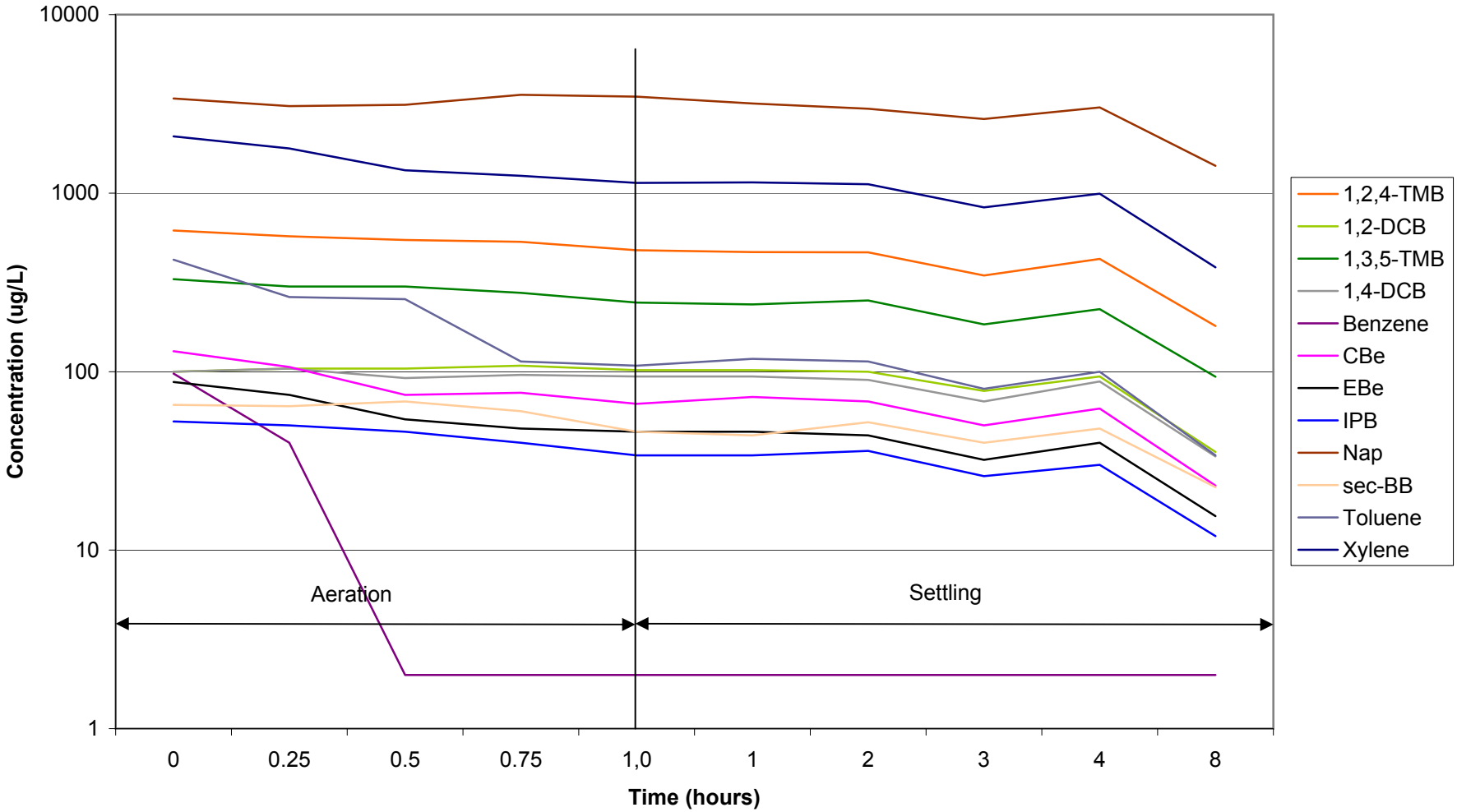

O'BRIEN & GERE

Figure 2b - EET Testing
SMU 1A - Site 10114F
Semi- Volatile Organic Compounds

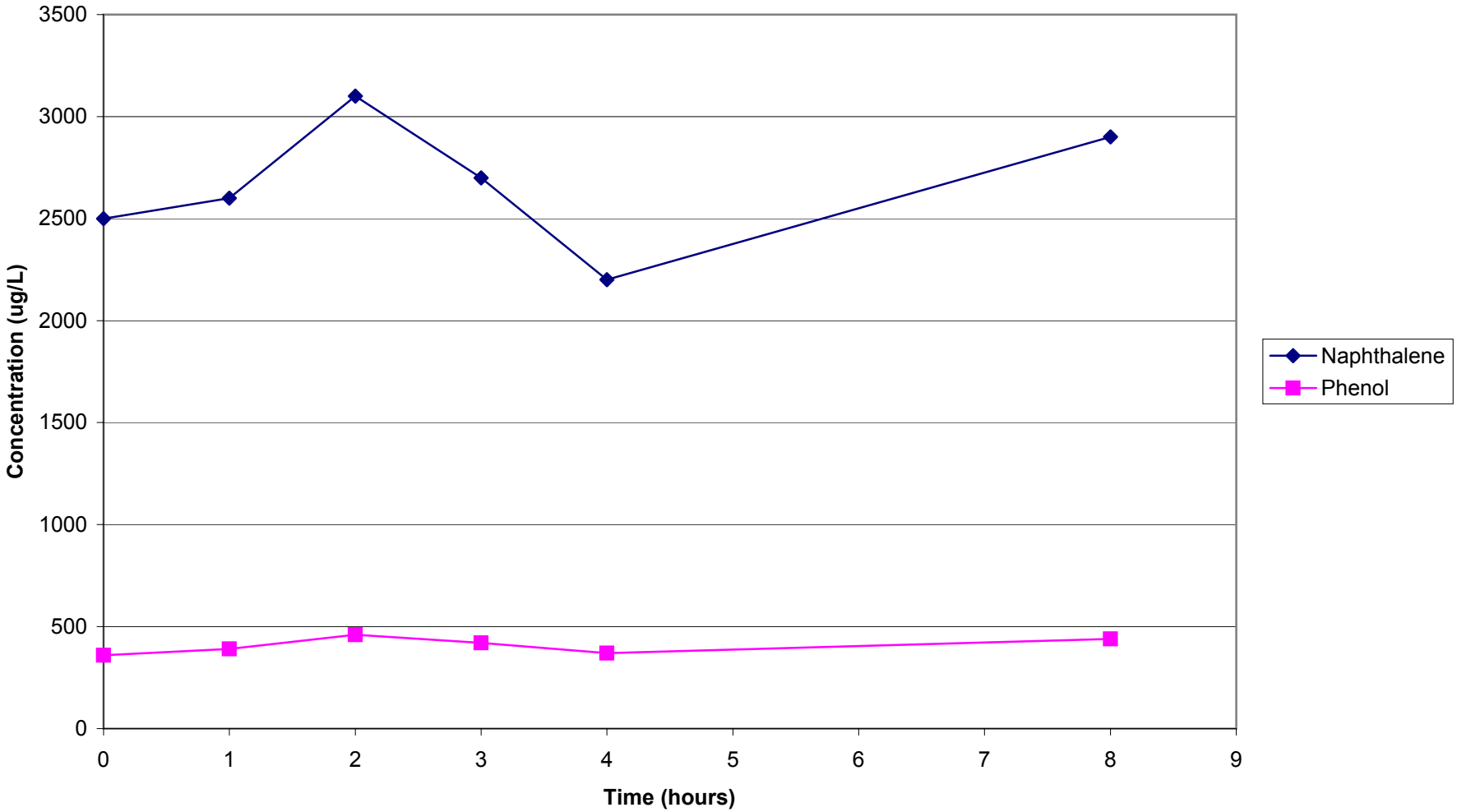

O'BRIEN & GERE

Figure 2c - EET Testing
SMU 1A - Site 10114F
Mercury

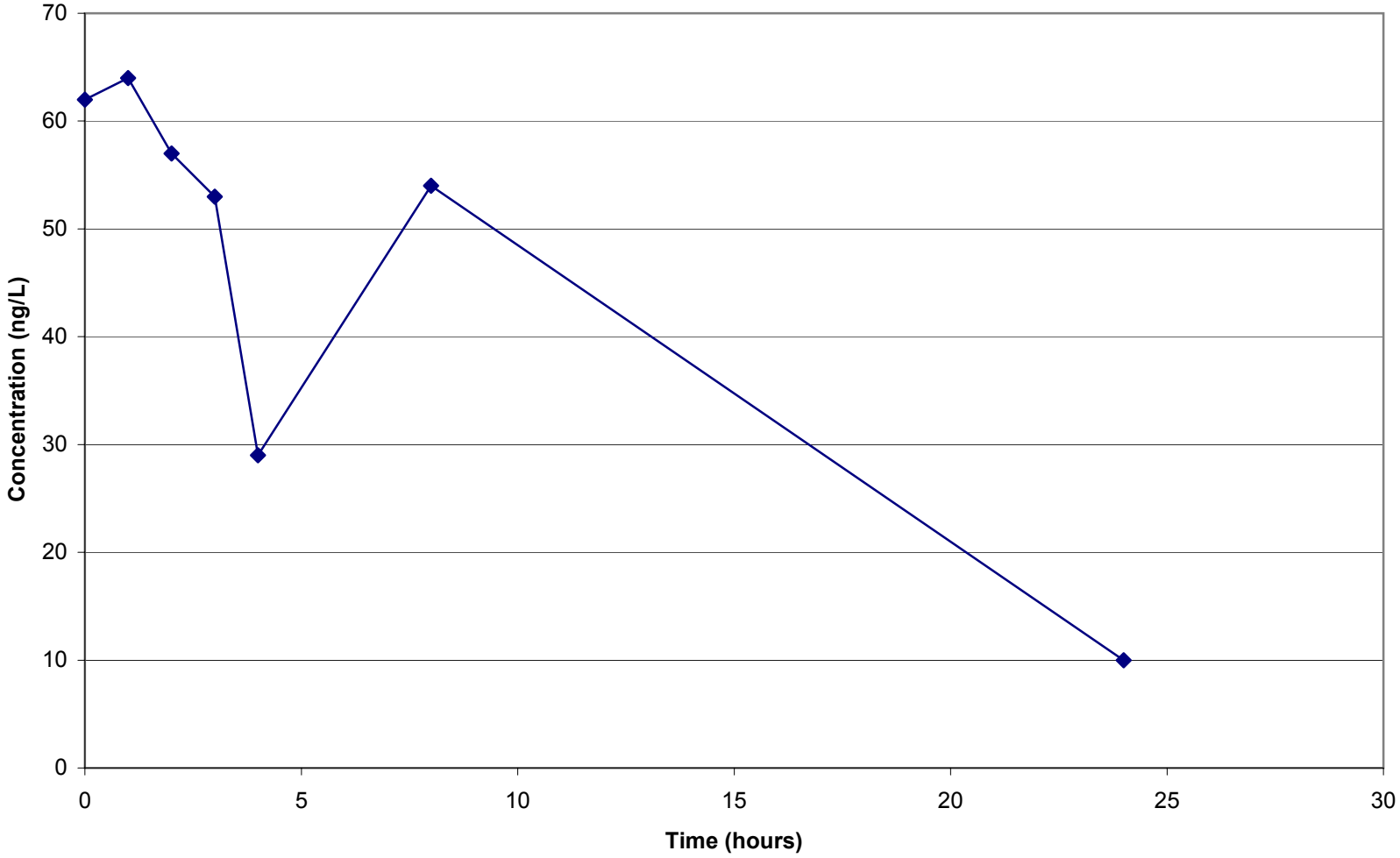

O'BRIEN & GERE

Figure 2d - EET Testing
SMU 1A - 10114F
Ammonia

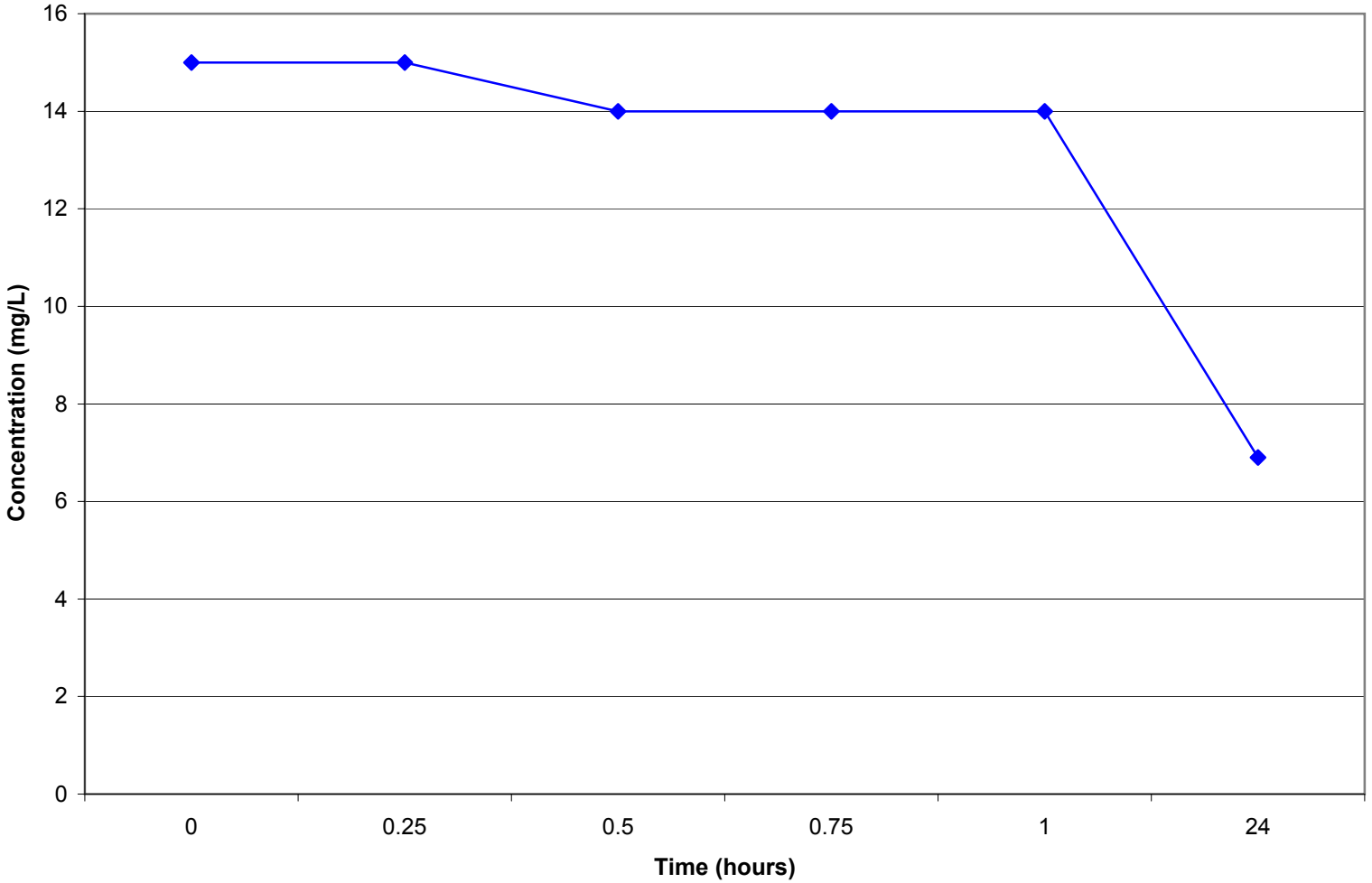

O'BRIEN & GERE

Figure 3a - EET Testing
SMU 1A - 10115
Volatile Organic Compounds

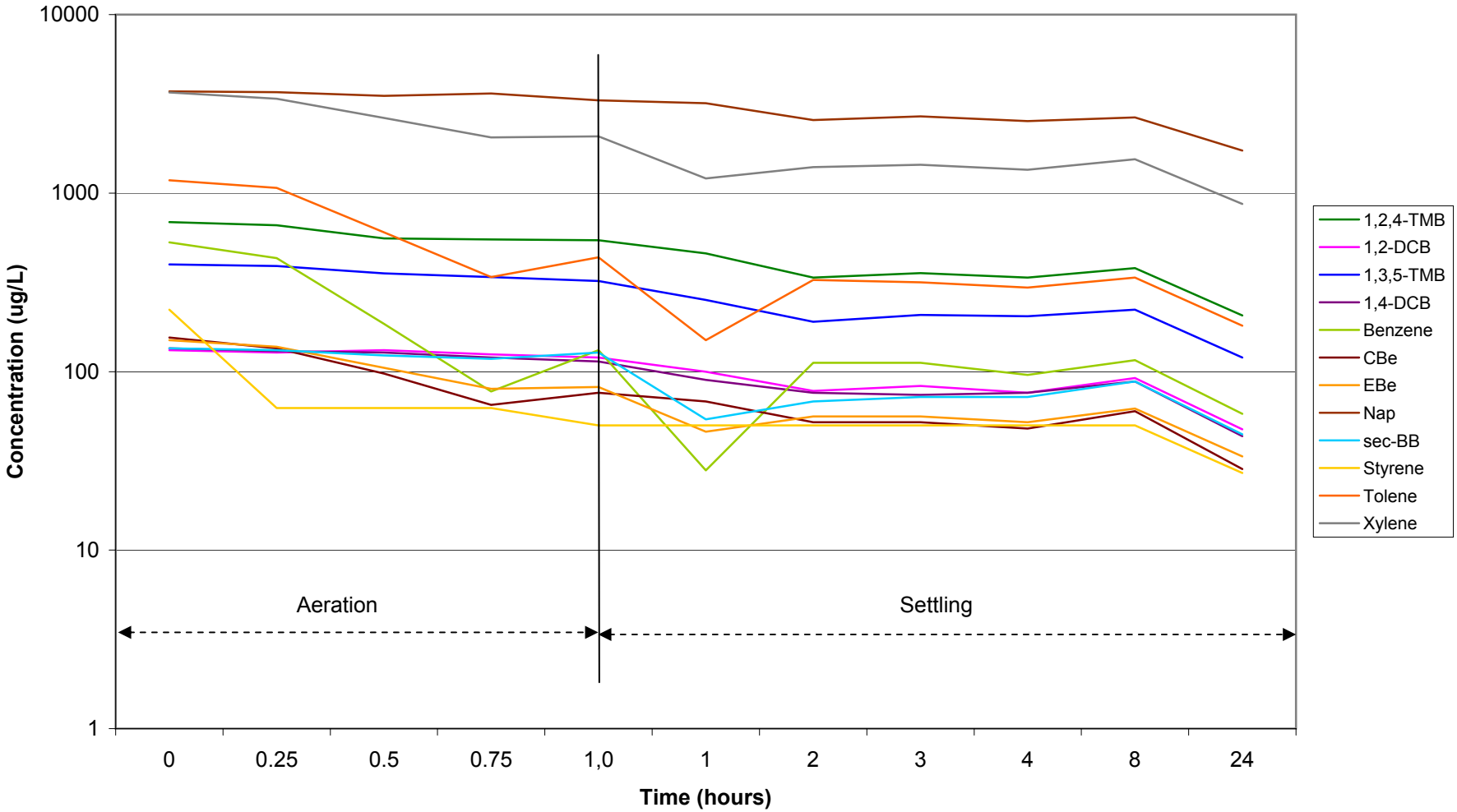

O'BRIEN & GERE

Figure 3b - EET Testing
SMU 1A - Site 10115
Semi-Volatile Organic Compounds

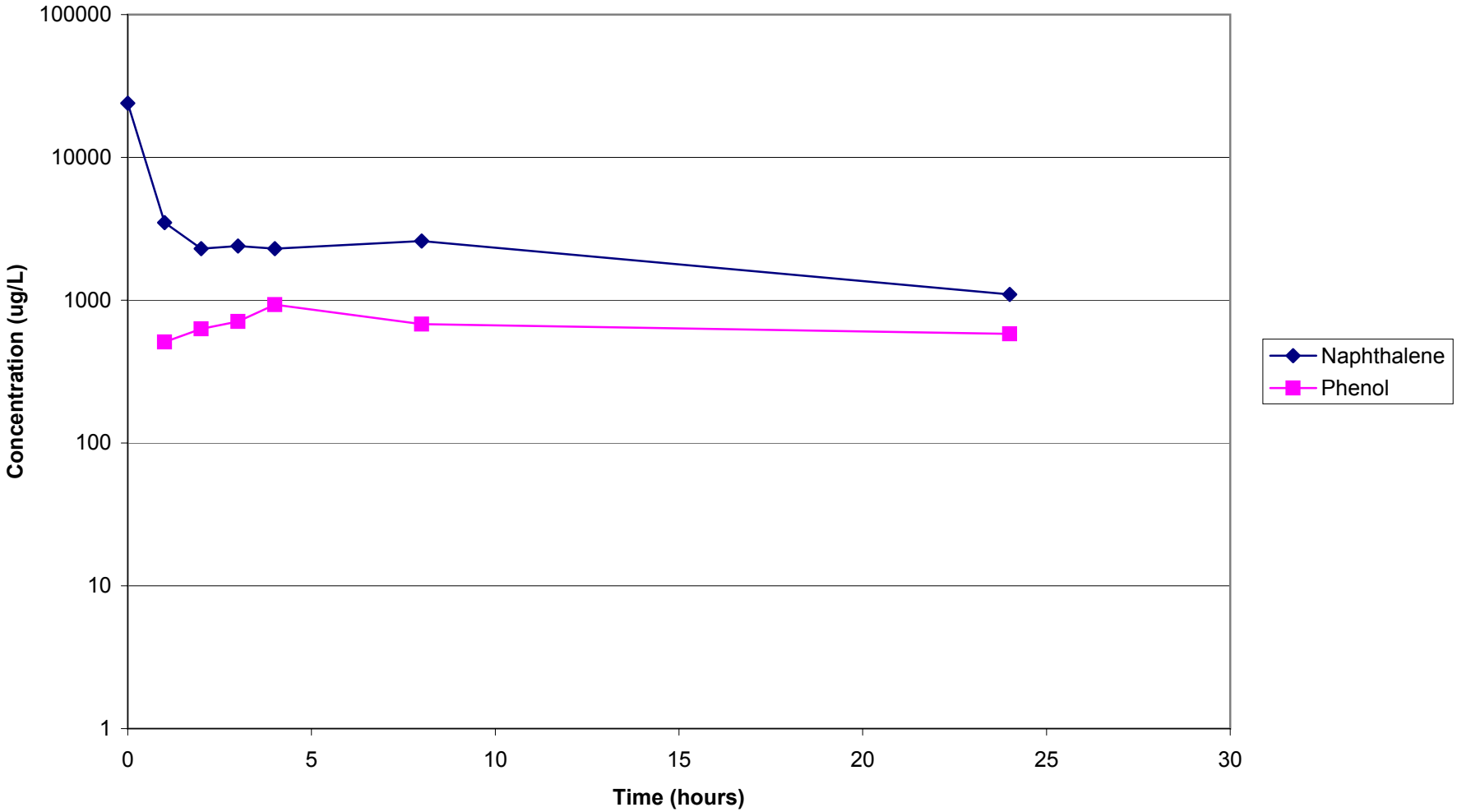

O'BRIEN & GERE

Figure 3c - EET Testing
SMU 1A - Site 10115
Mercury/Total Suspended Solids

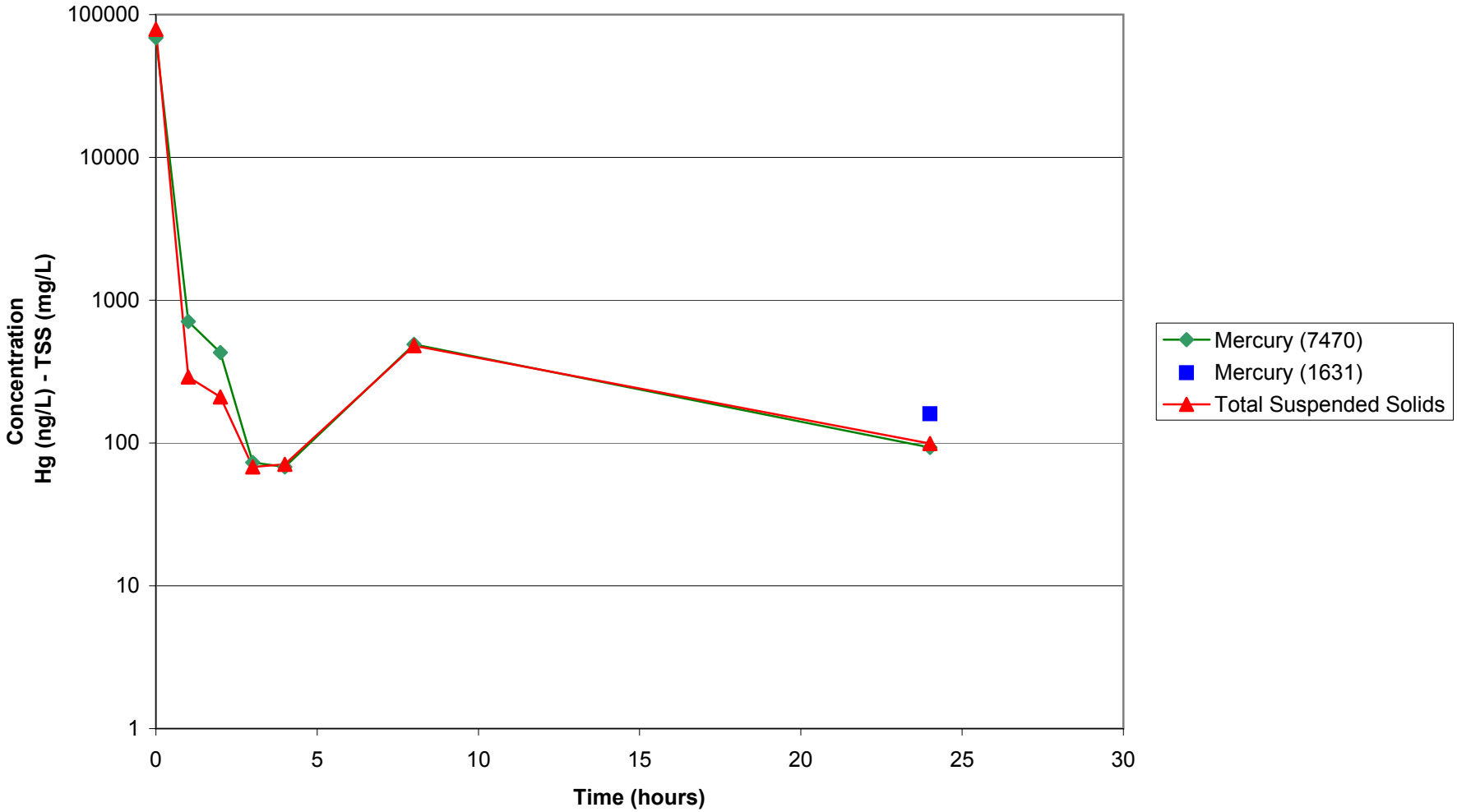

O'BRIEN & GERE

Figure 3d - EET Testing
SMU 1A - Site 10115
Ammonia

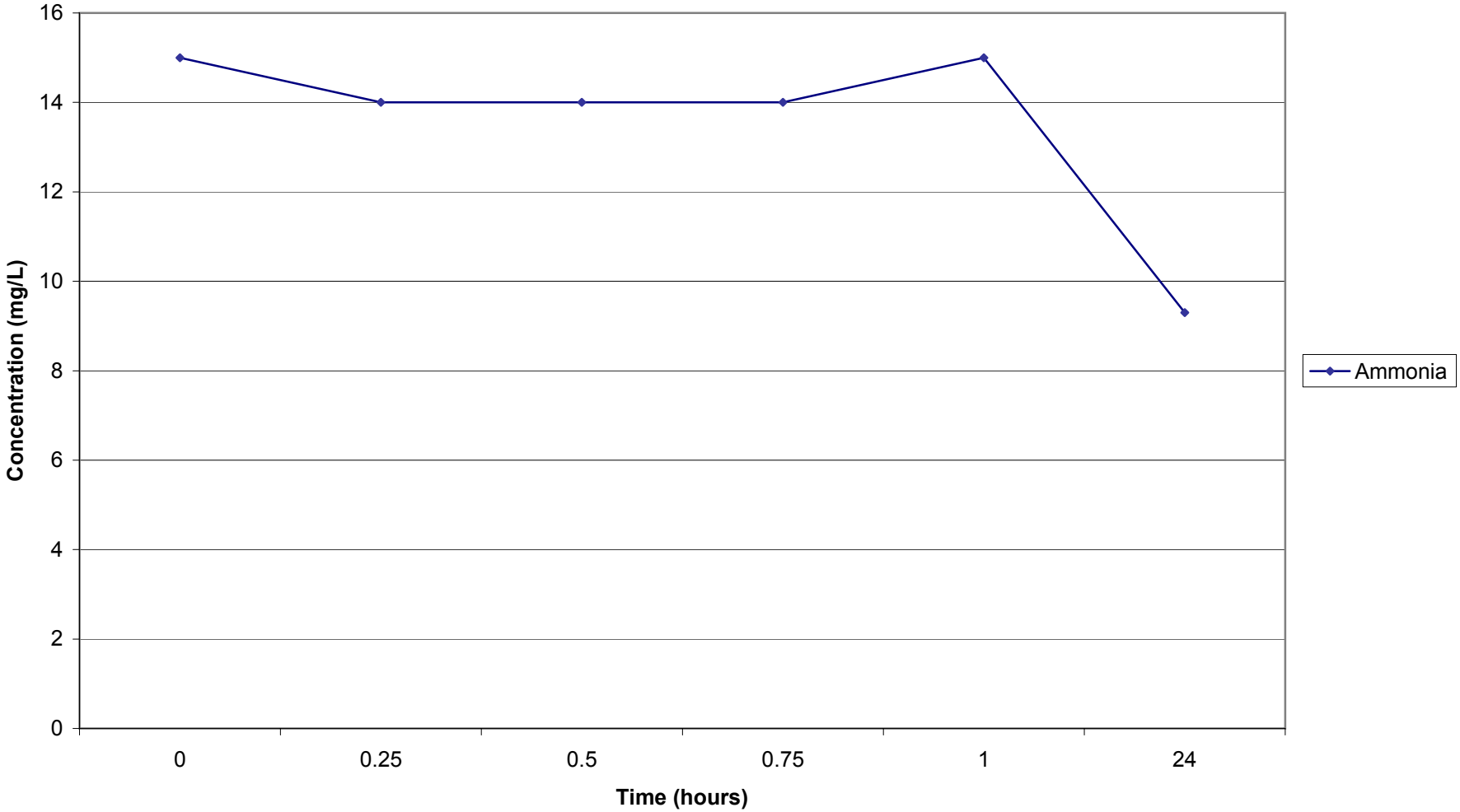

O'BRIEN & GERE

Figure 4a - EET Testing
SMU 1A - Site 10115F
Volatile Organic Compounds

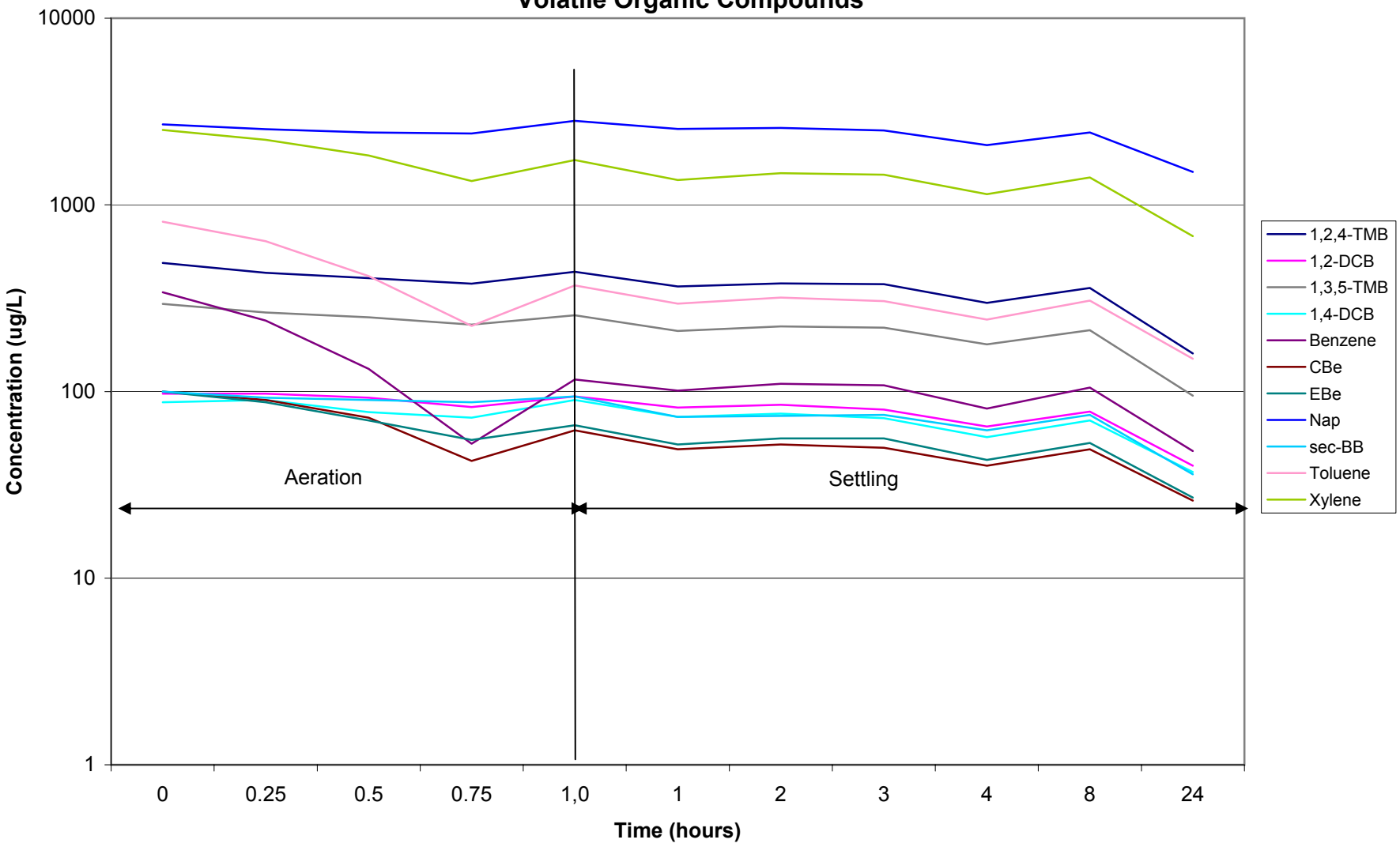

O'BRIEN & GERE

Figure 4b - EET Testing
SMU 1A - Site 10115F
Semi-Volatile Organic Compounds

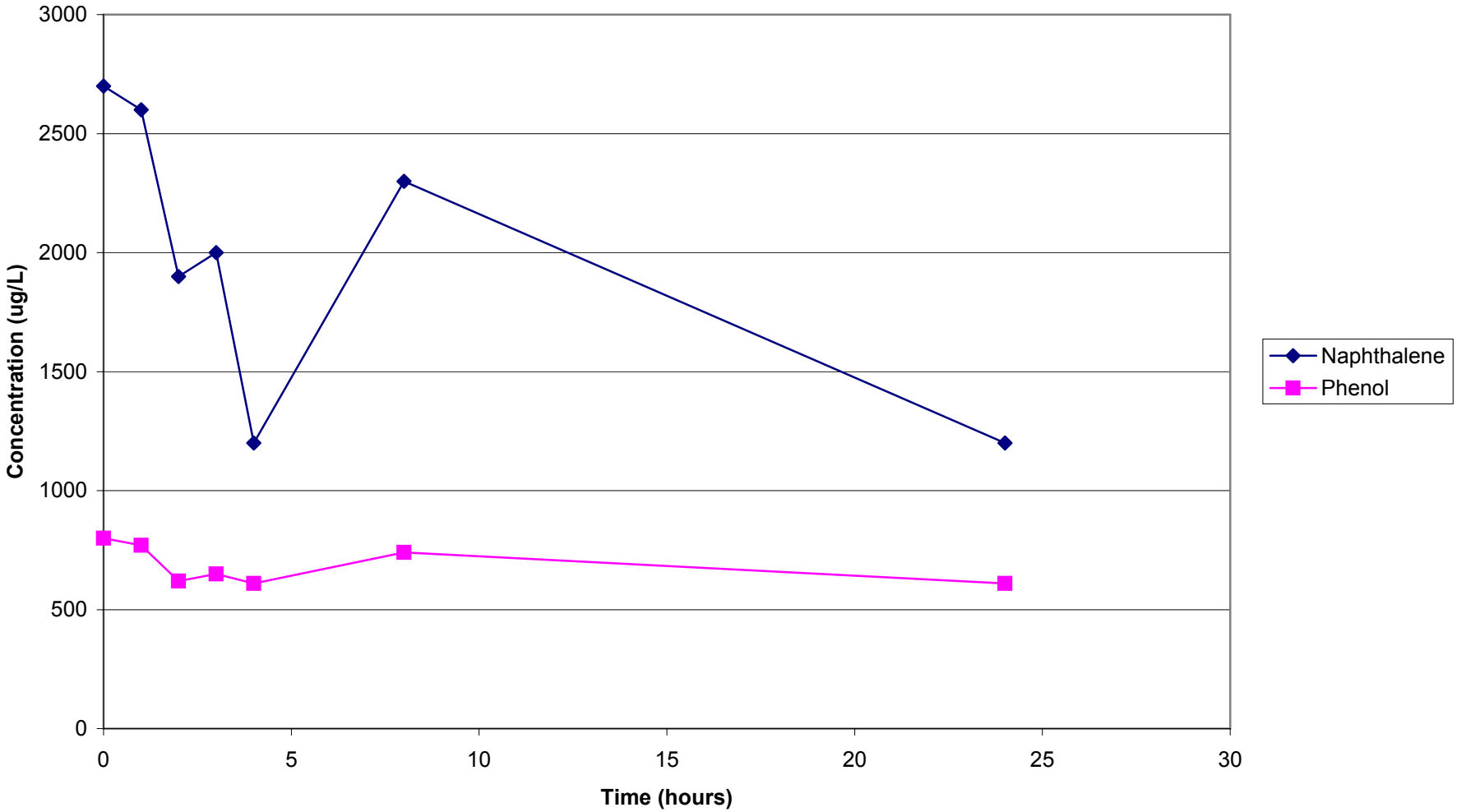

O'BRIEN & GERE

Figure 4c - EET Testing
SMU 1A - Site 10115F
Mercury

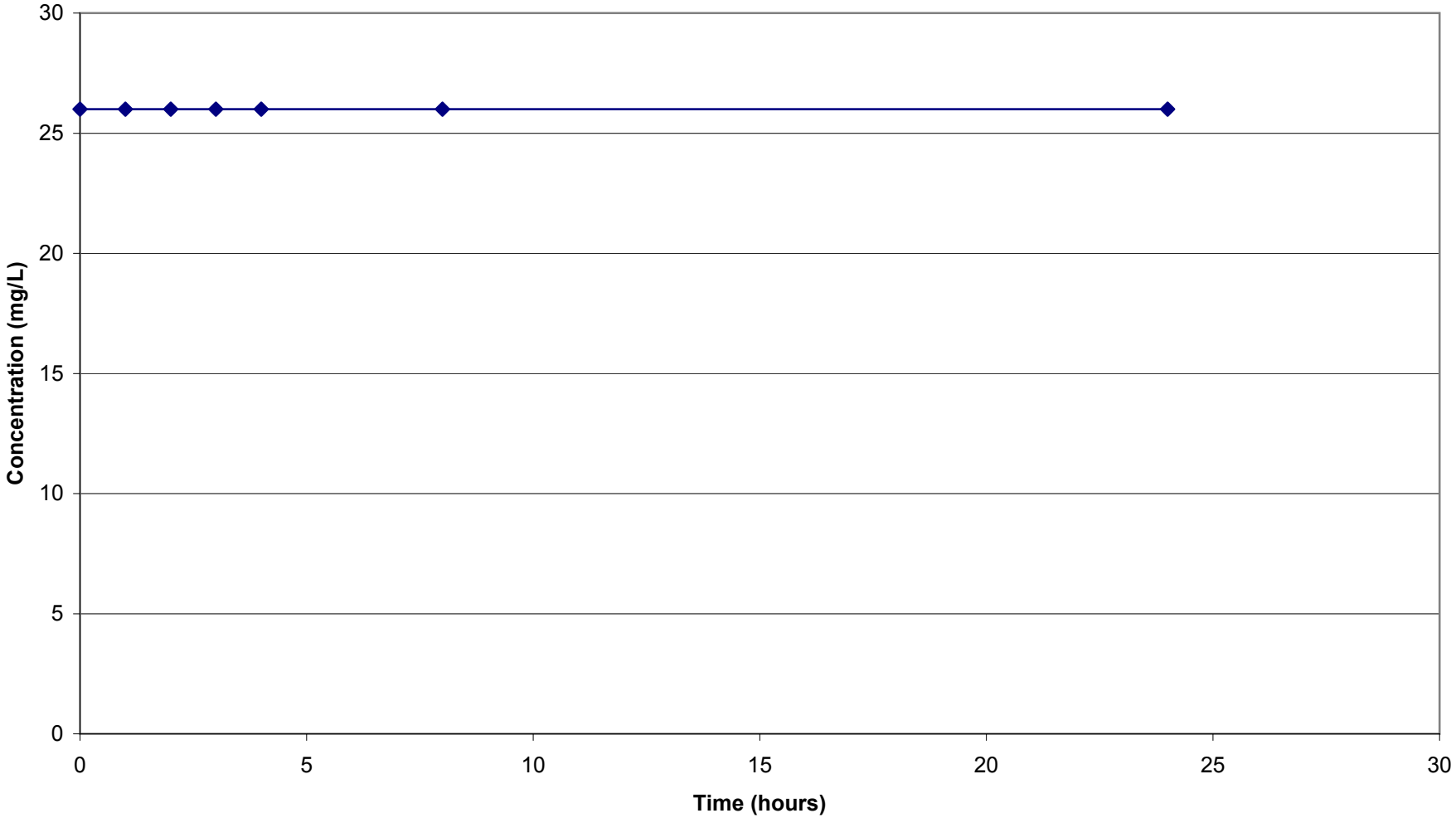

O'BRIEN & GERE

Figure 4d - EET Testing
SMU 1A - 10115F
Ammonia

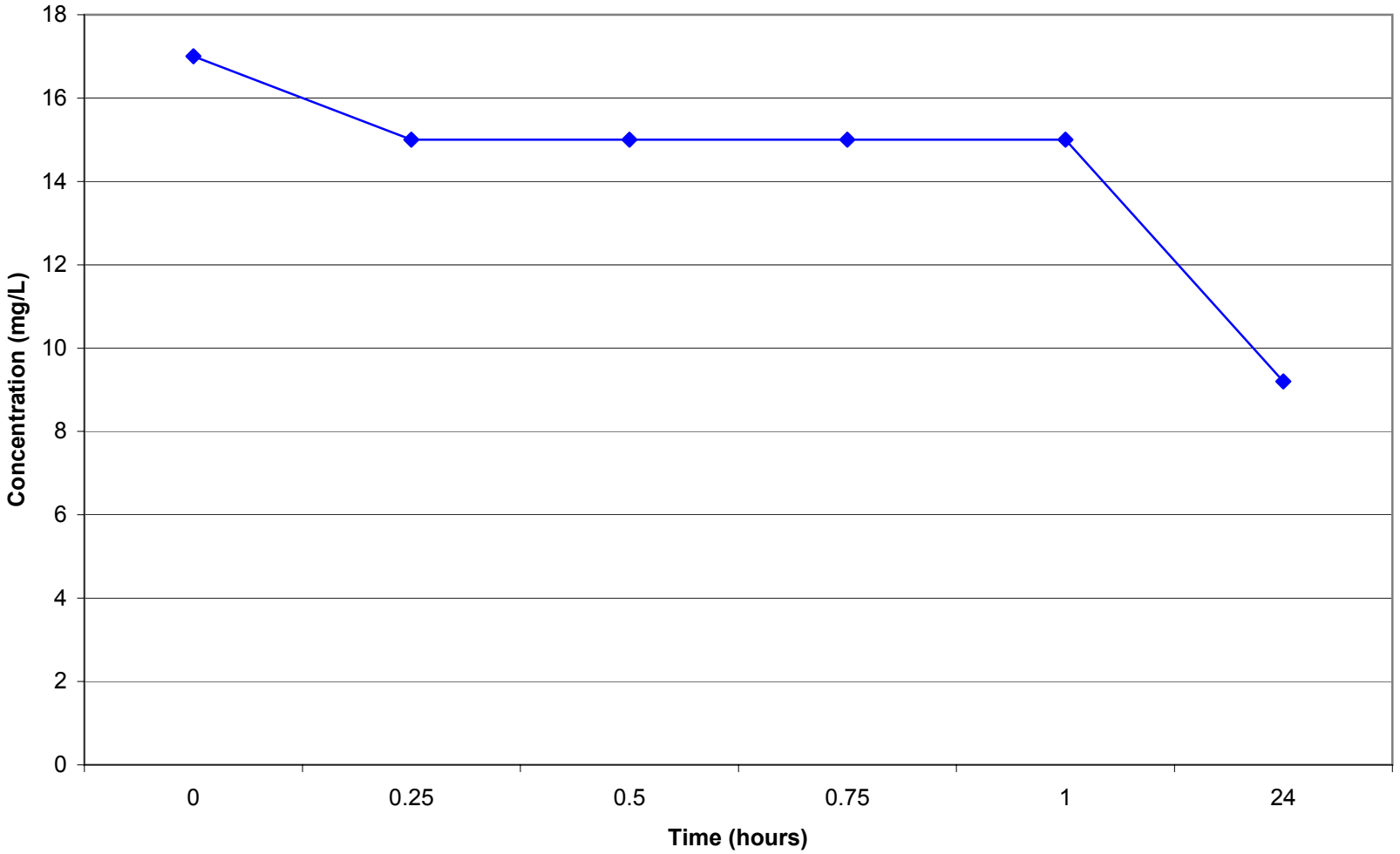

O'BRIEN & GERE

Figure 5a - EET Testing
SMU 1A - Site 10116
Volatile Organic Compounds

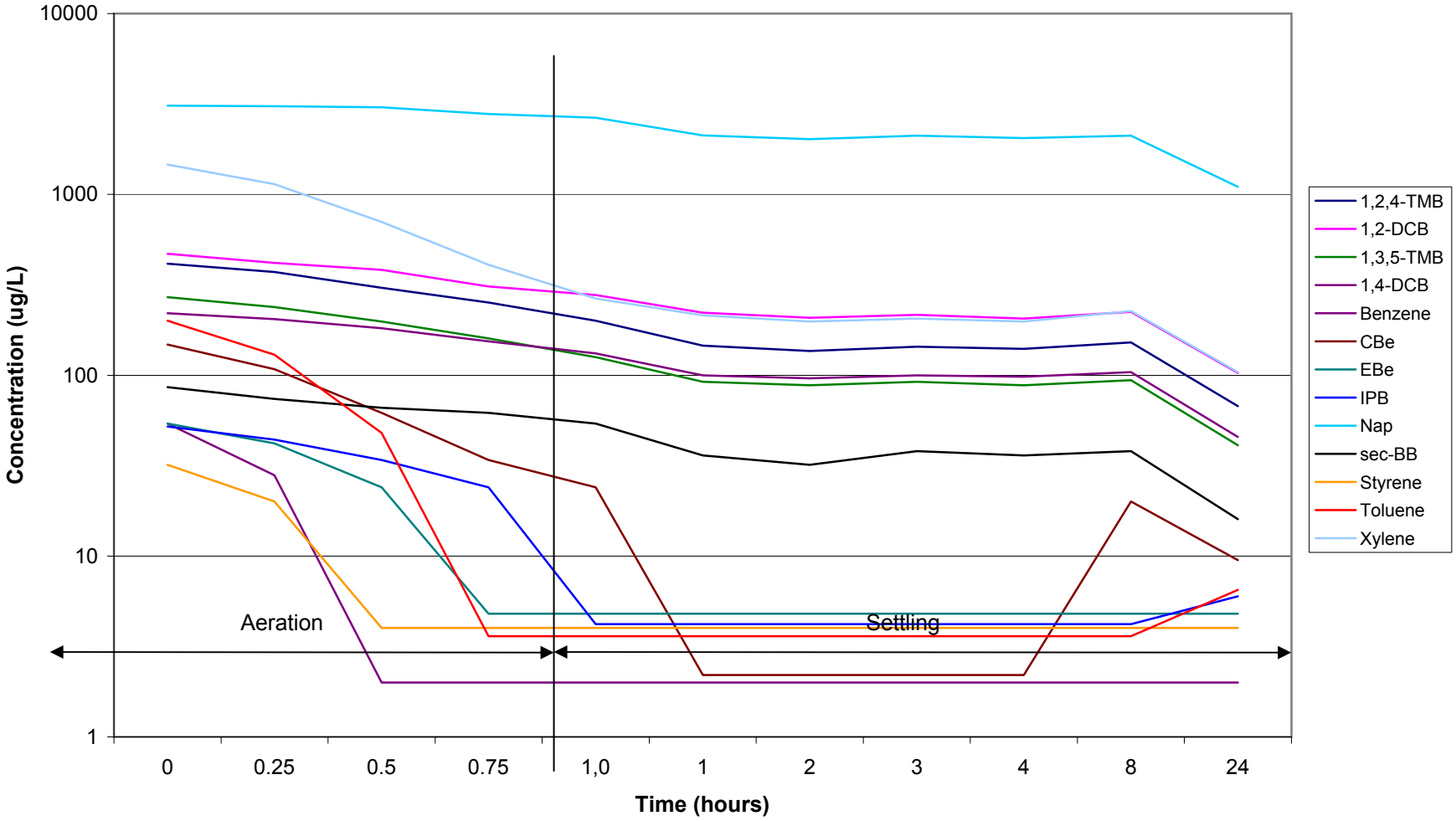

O'BRIEN & GERE

Figure 5b - EET Testing
SMU 1A - Site 10116
Semi-Volatile organic Compounds

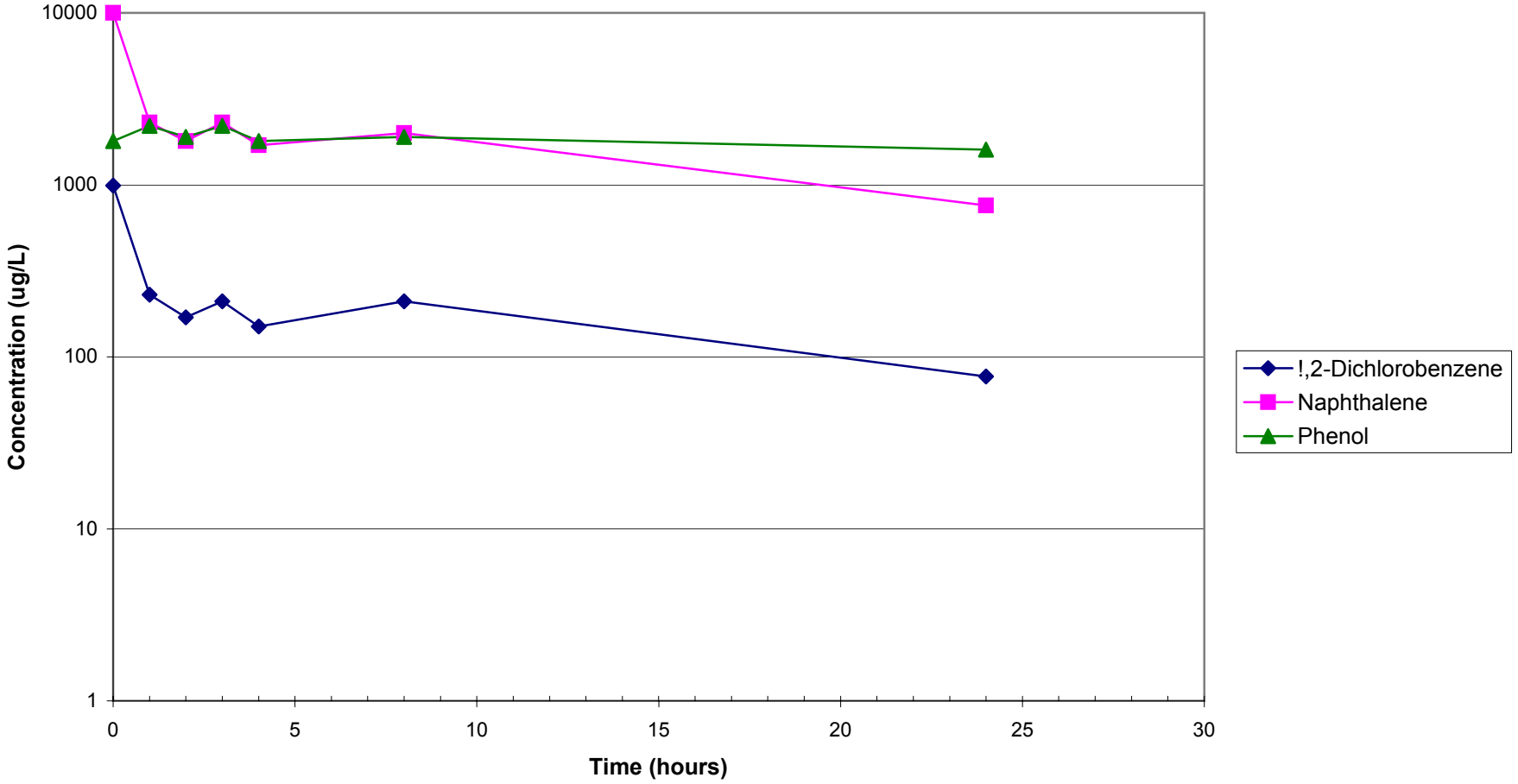

O'BRIEN & GERE

Figure 5c - EET Testing
SMU 1A - Site 10116
Mercury/Total Suspended Solids

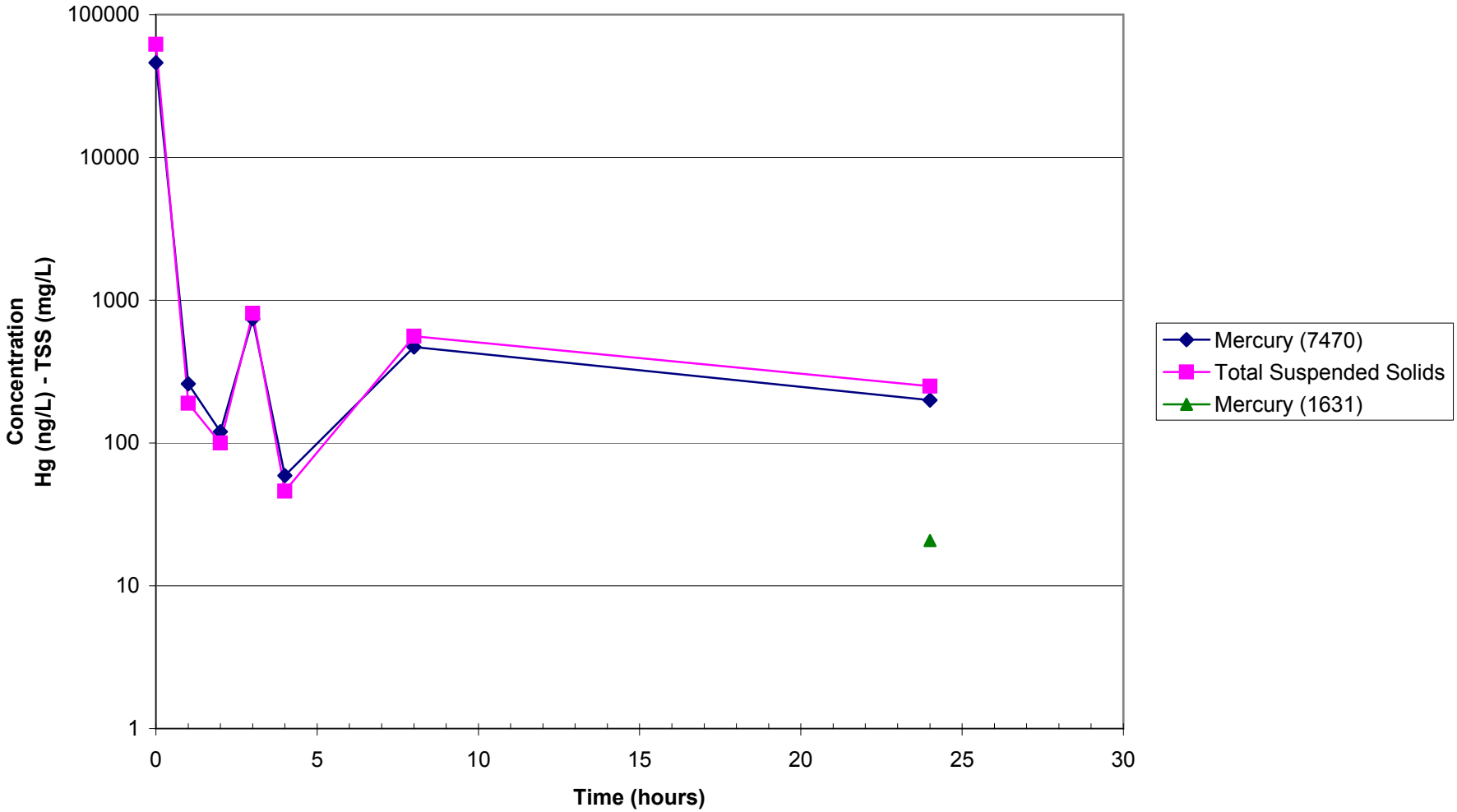

O'BRIEN & GERE

Figure 5d - EET Tesing
SMU 1A - Site 10116
Ammonia

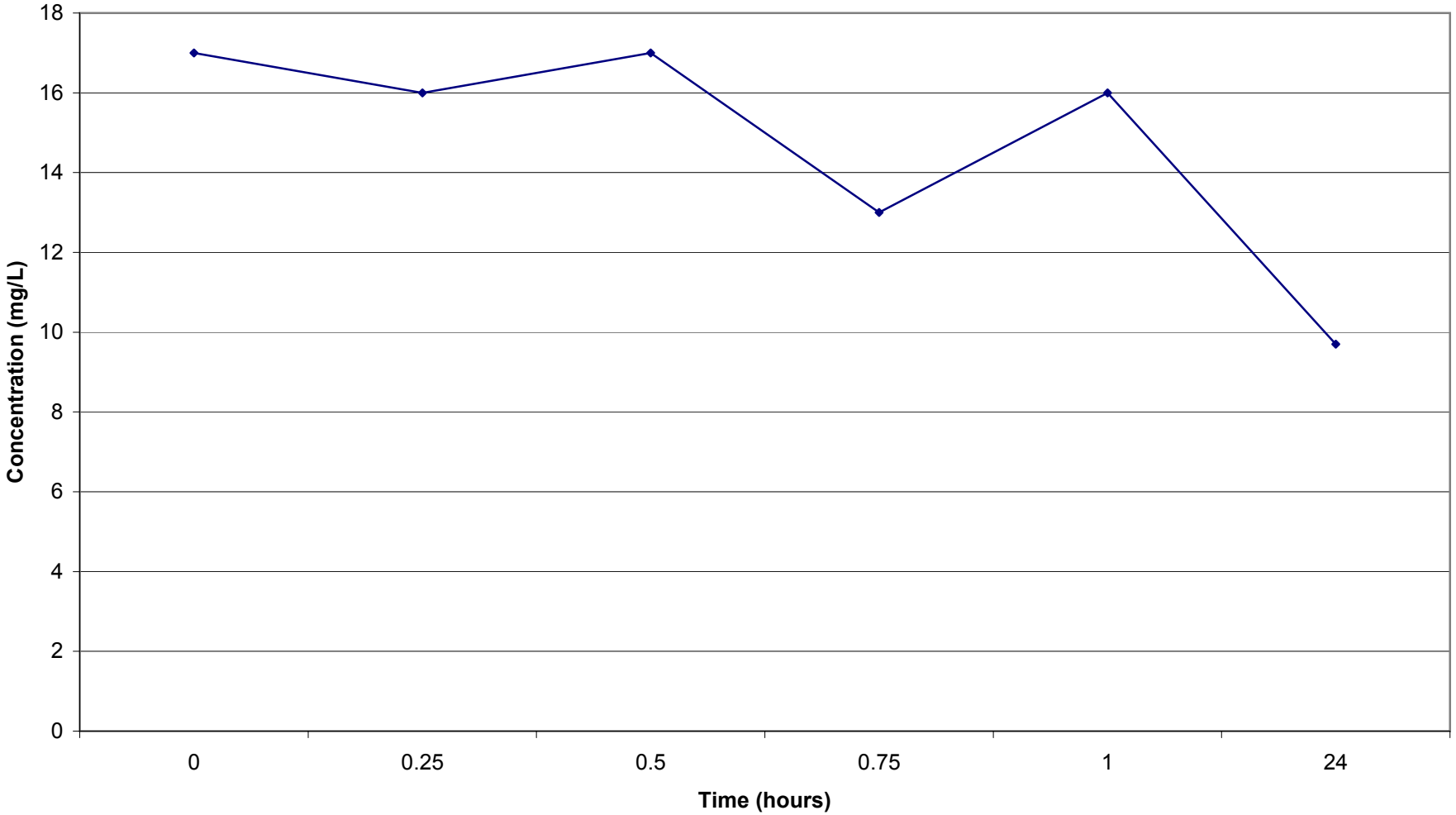

O'BRIEN & GERE

Figure 6a - EET Testing
SMU 1A - Site 10116F
Volatile Organic Compounds

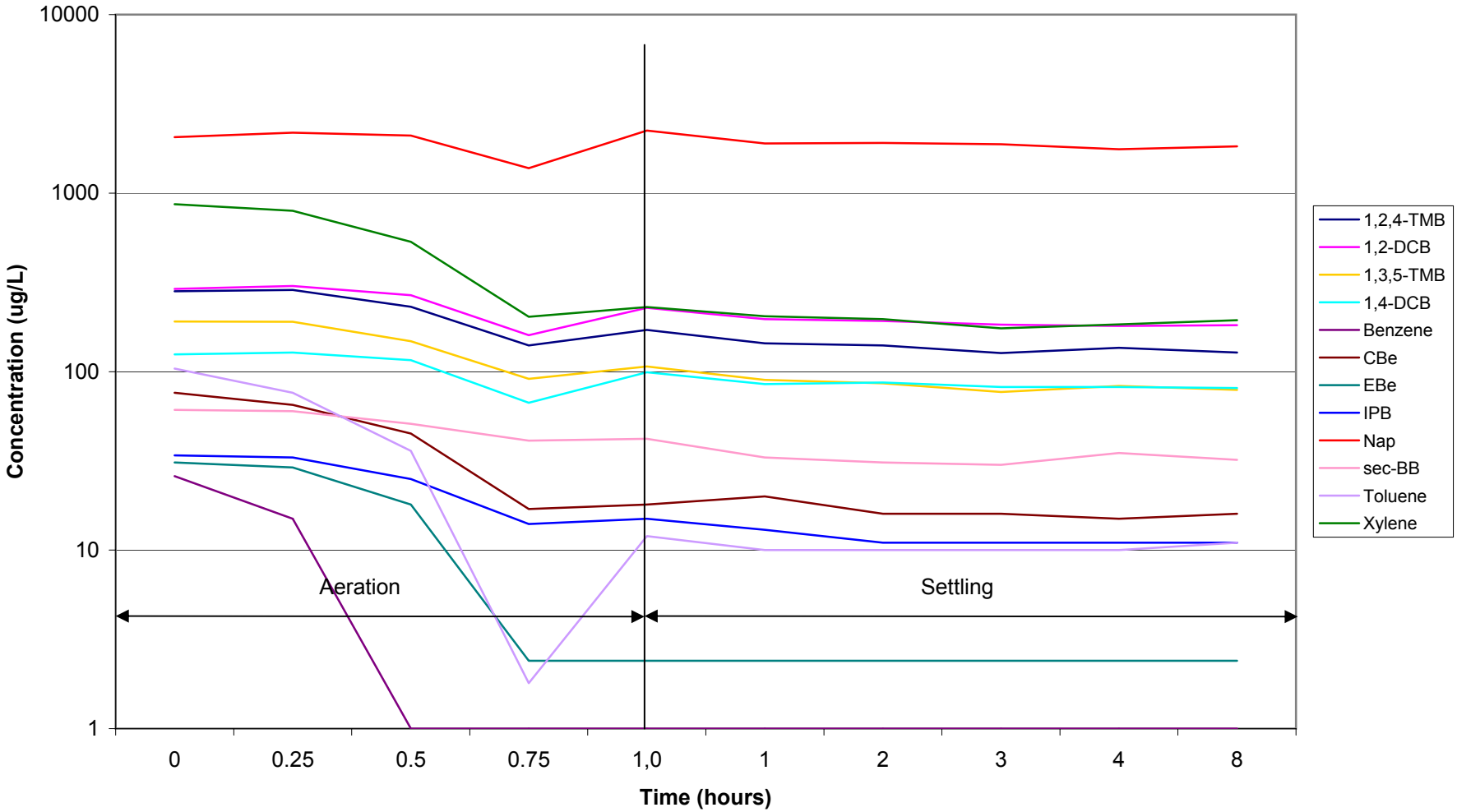

O'BRIEN & GERE

Figure 6b - EET Testing
SMU 1A - Site 10116F
Semi-Volatile Organic Compounds

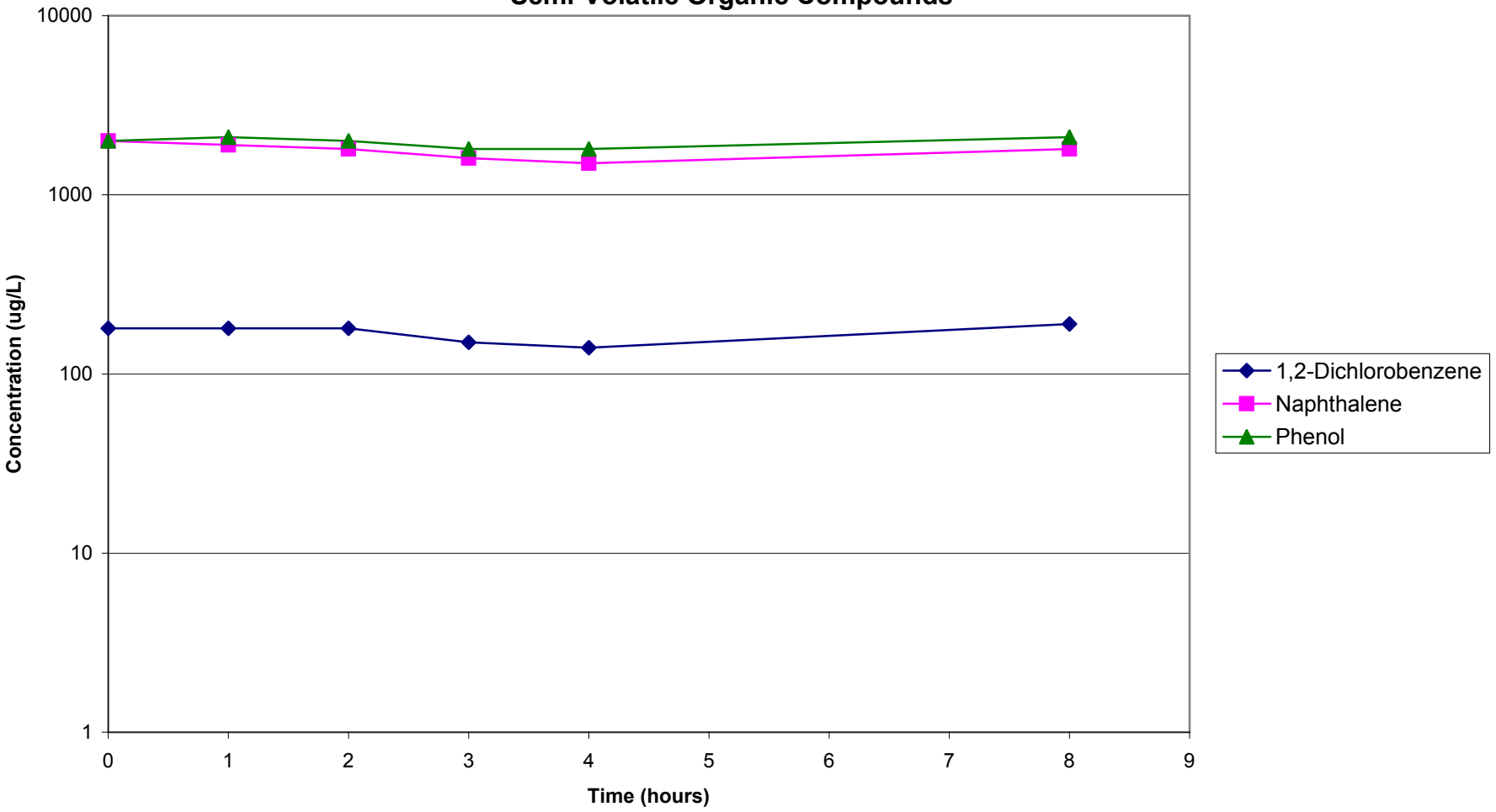

O'BRIEN & GERE

Figure 6c - EET Testing
SMU 1A - Site 10116F
Mercury

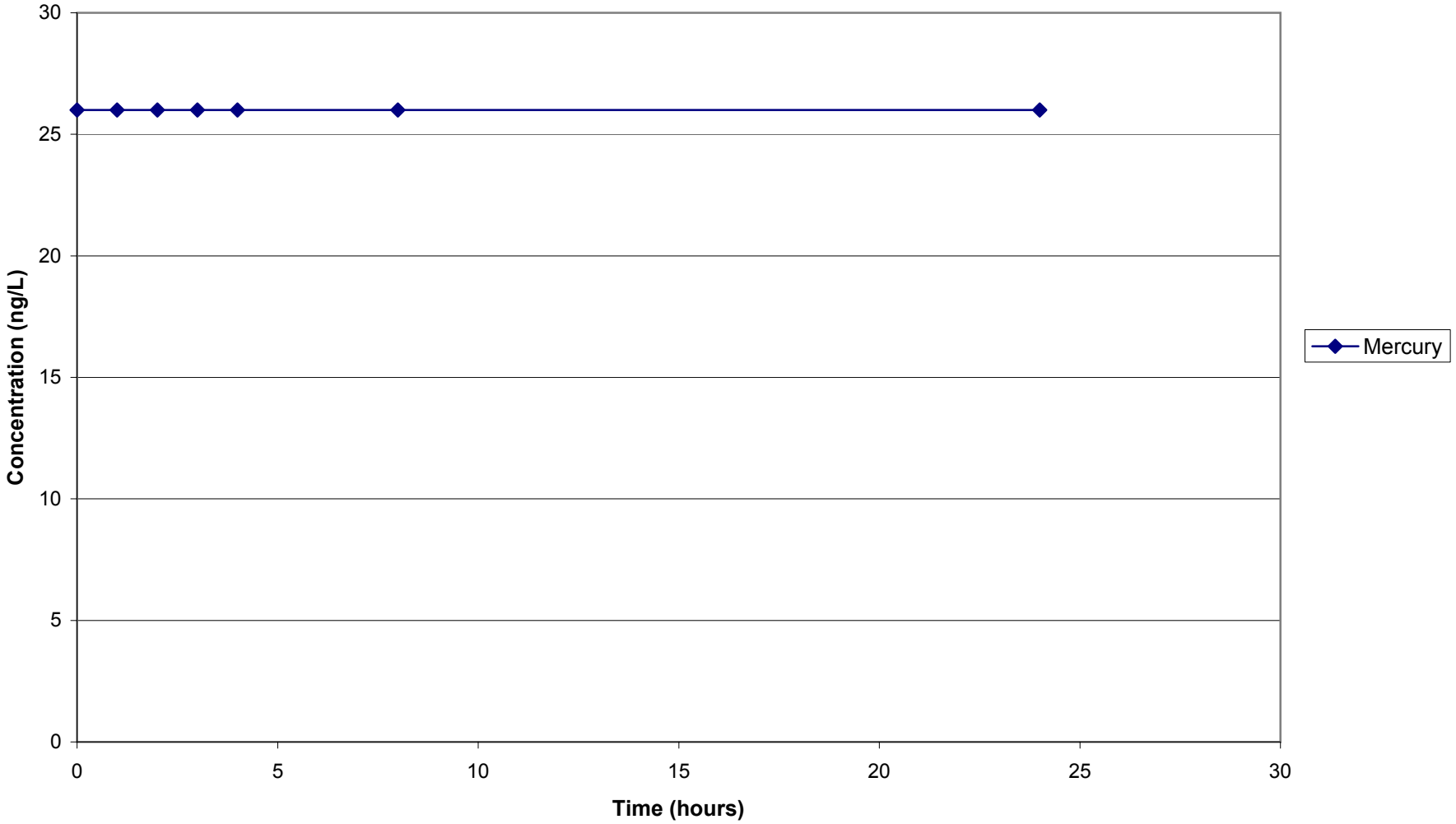

O'BRIEN & GERE

Figure 6d - EET Testing
SMU 1A - Site 10116F
Ammonia

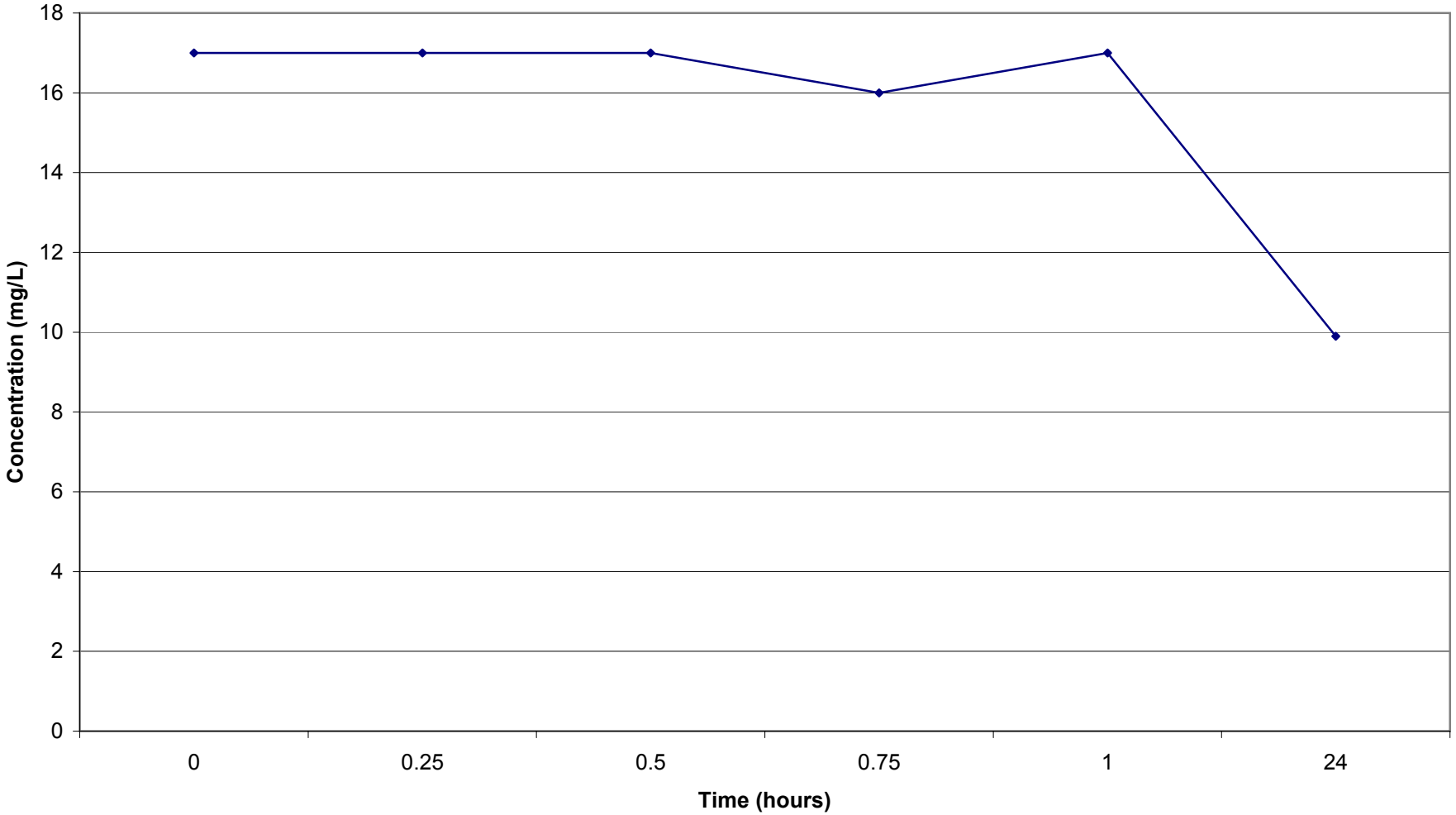

O'BRIEN & GERE

Figure 7a - EET Testing
SMU 1B - Site 10117
Volatile Organic Compounds

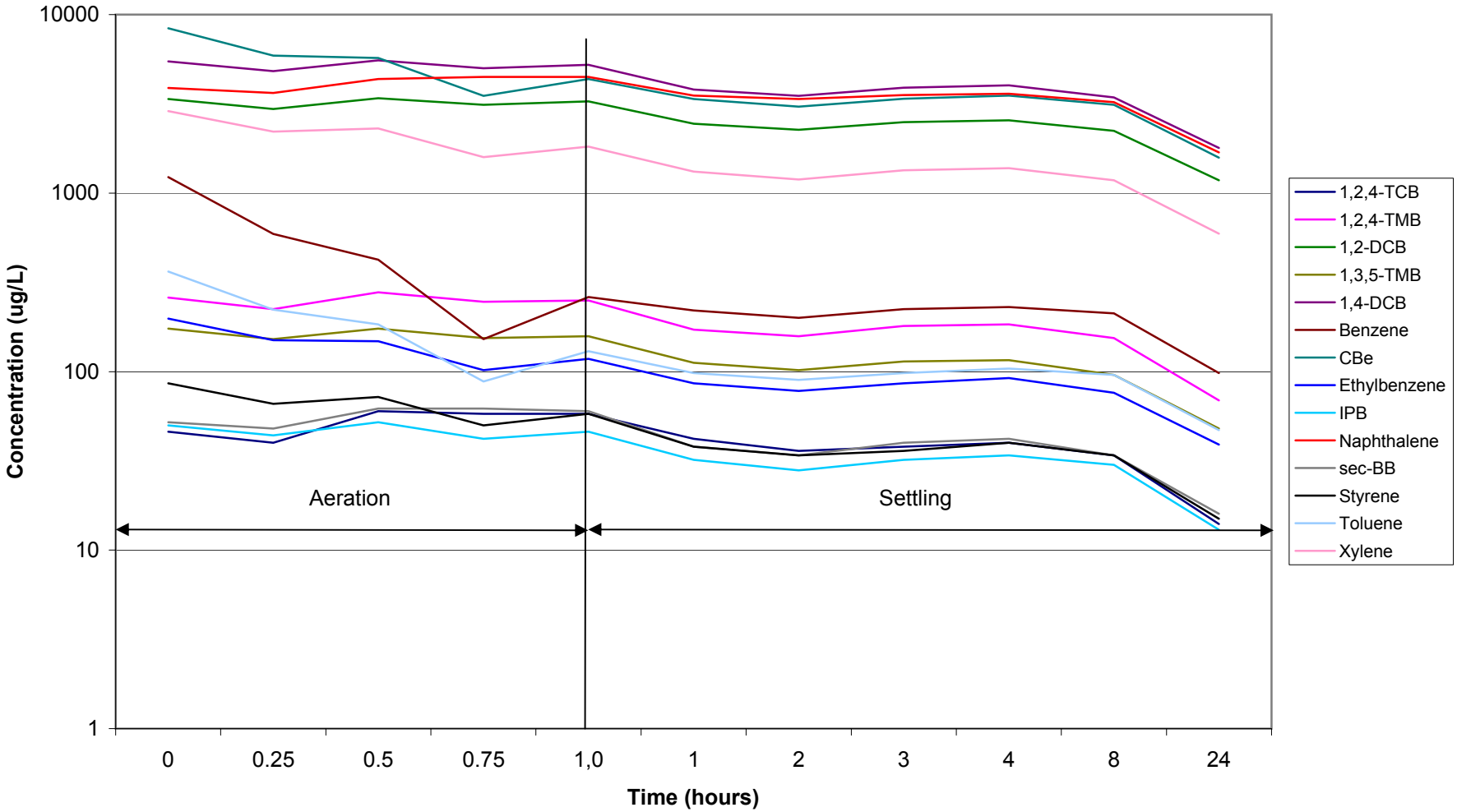

O'BRIEN & GERE

Figure 7b - EET Testing
SMU 1B - Site 10117
Semi-Volatile Organic Compounds

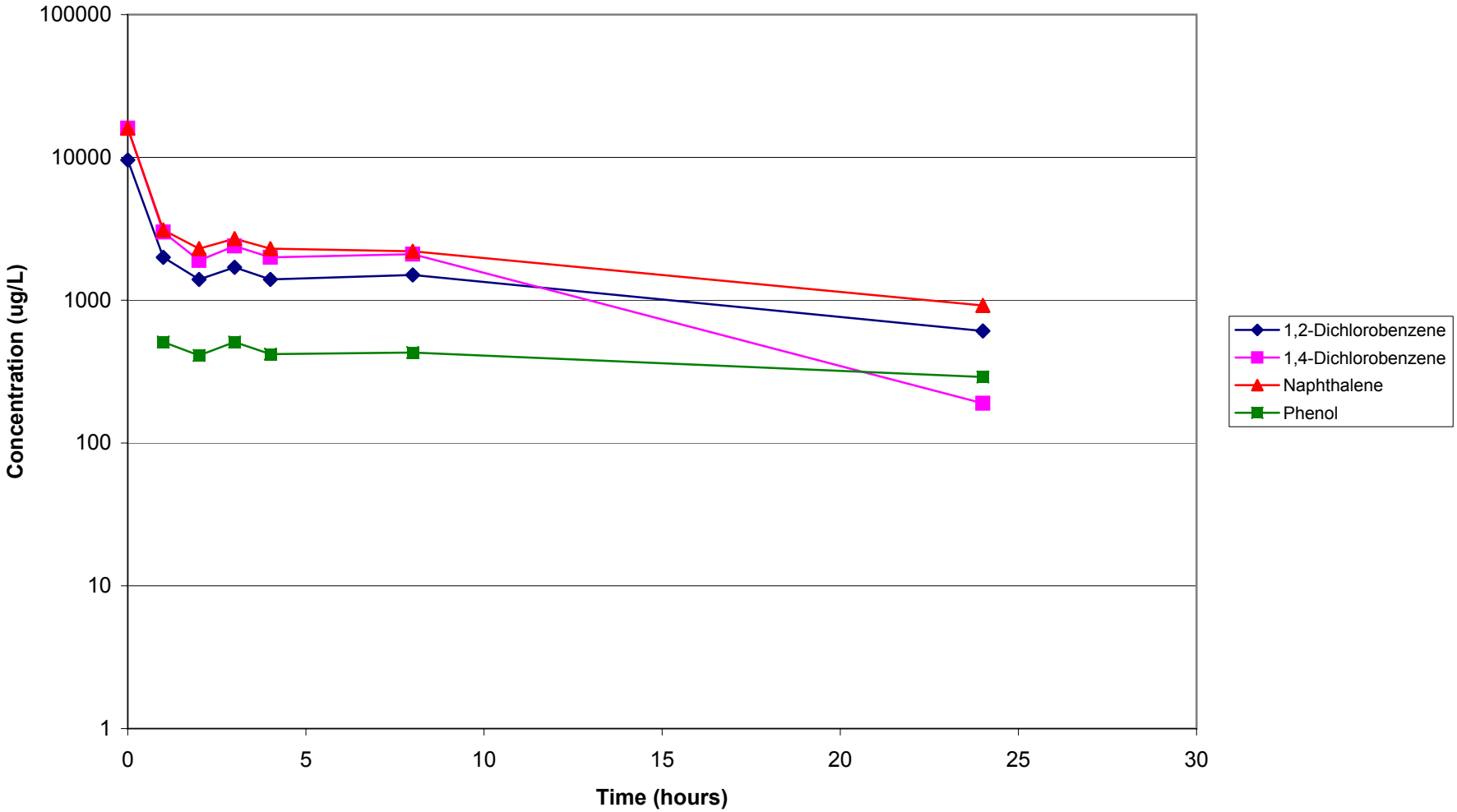

O'BRIEN & GERE

Figure 7c - EET Testing
SMU 1B - Site 10117
Mercury/Total Suspended Solids

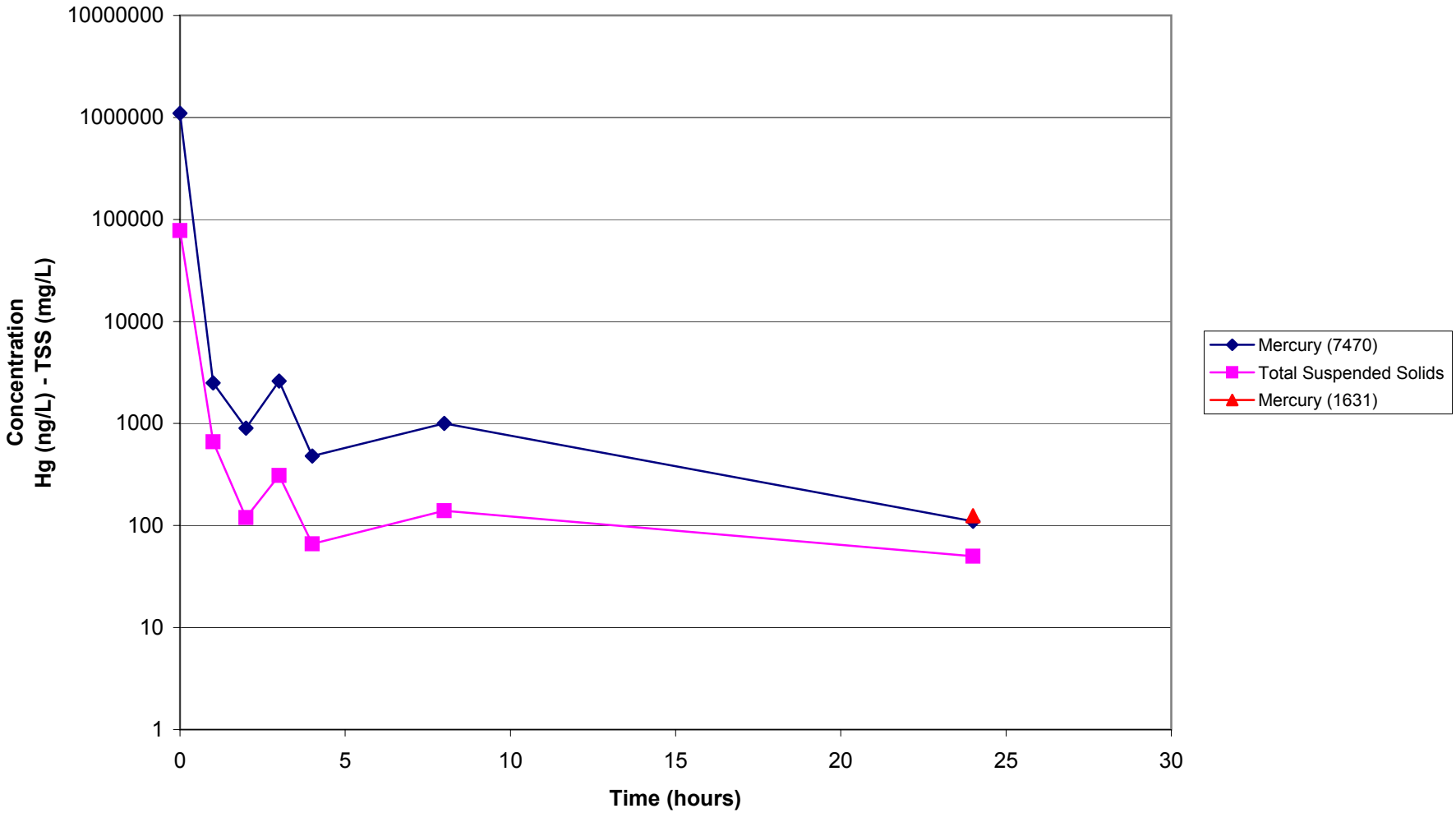

O'BRIEN & GERE

Figure 7d - EET Testing
SMU 1B - Site 10117
Ammonia

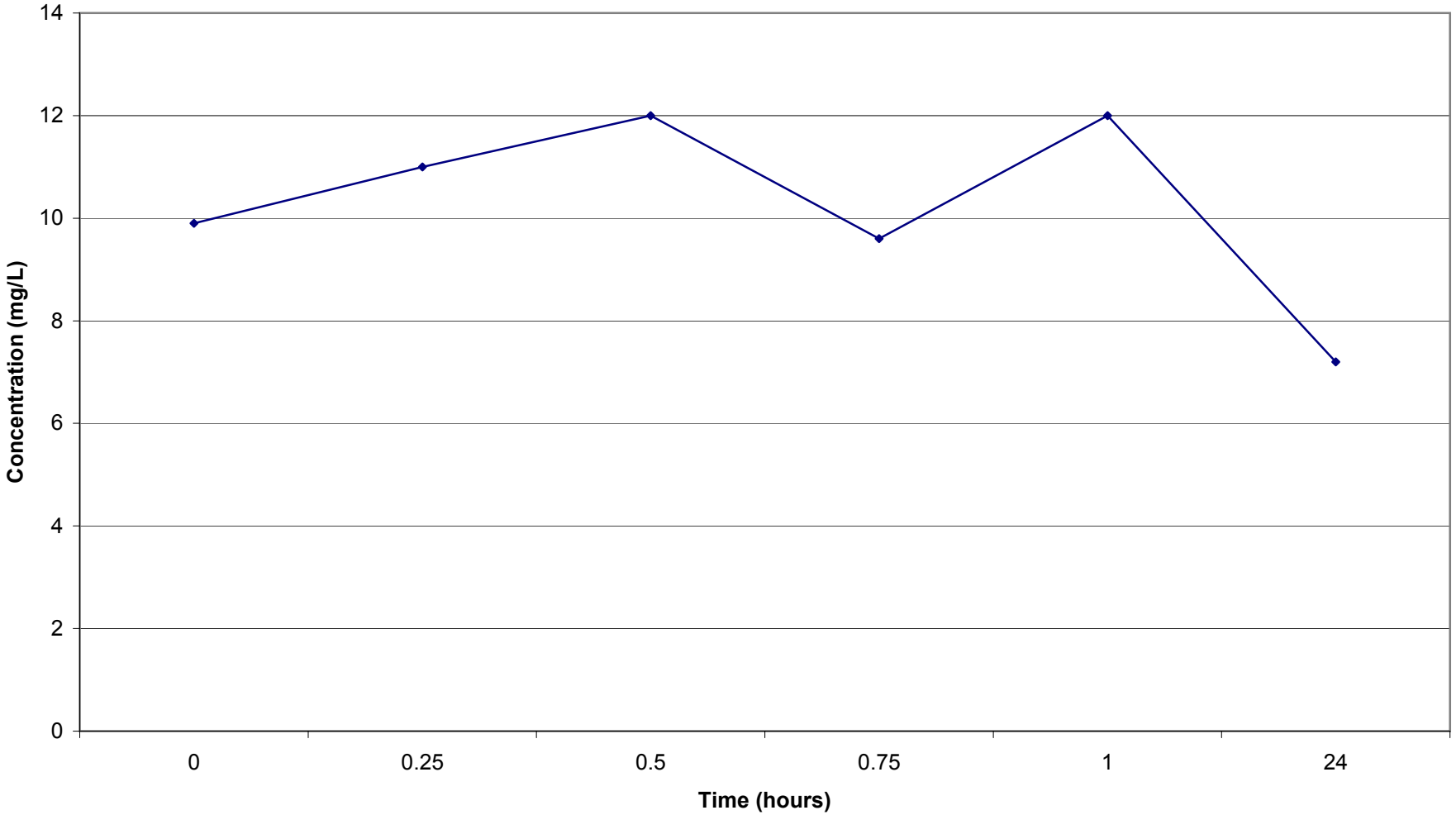

O'BRIEN & GERE

Figure 8a - EET Testing
SMU 1B - site 10117F
Volatile Organic Compounds

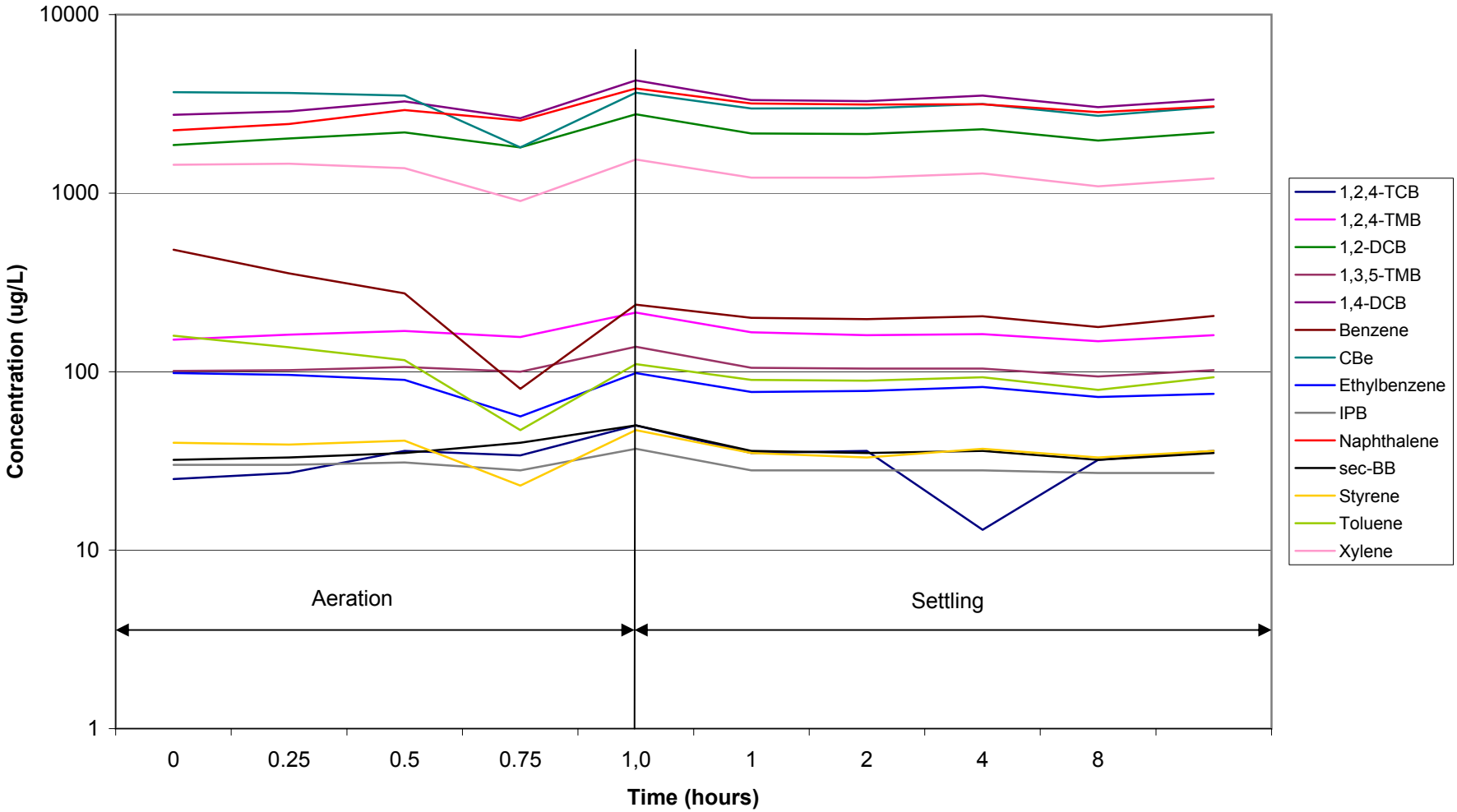

O'BRIEN & GERE

Figure 8b - EET Testing
SMU 1B - Site 10117F
Semi-Volatile organic Compounds

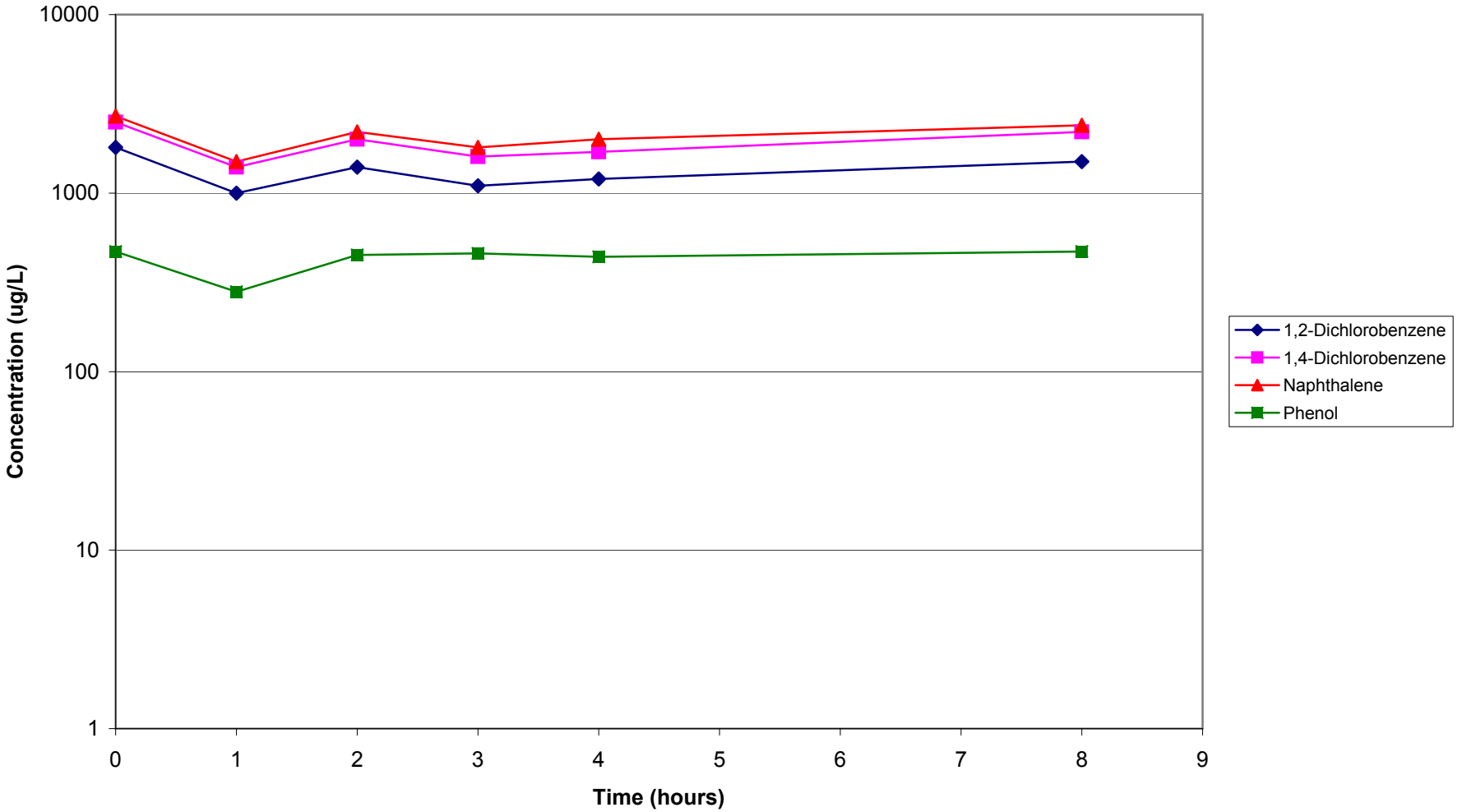

O'BRIEN & GERE

Figure 8c - EET Testing
SMU 1B - Site 10117F
Mercury

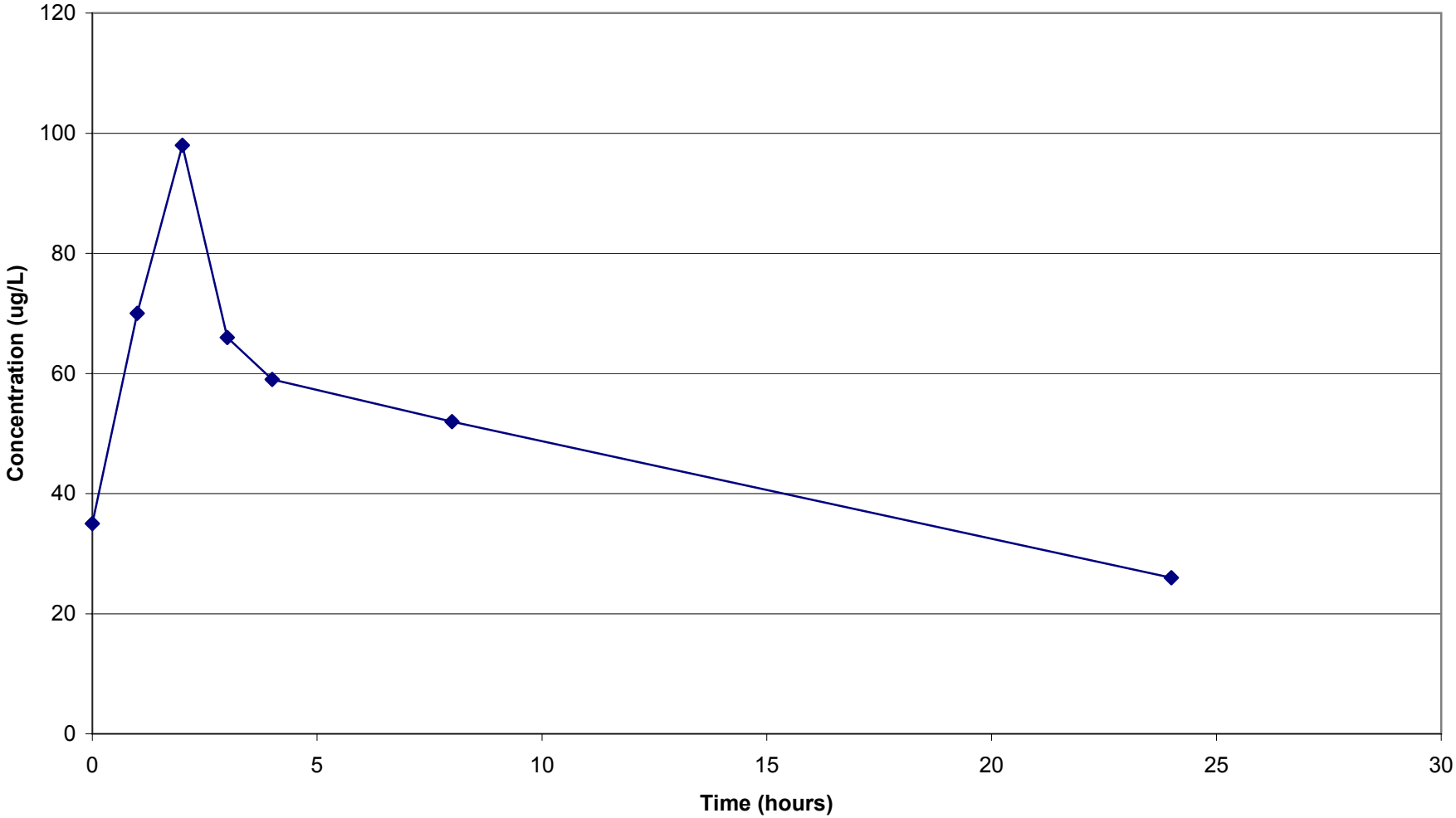

O'BRIEN & GERE

Figure 8d - EET Testing
SMU 1B - Site 10117F
Ammonia

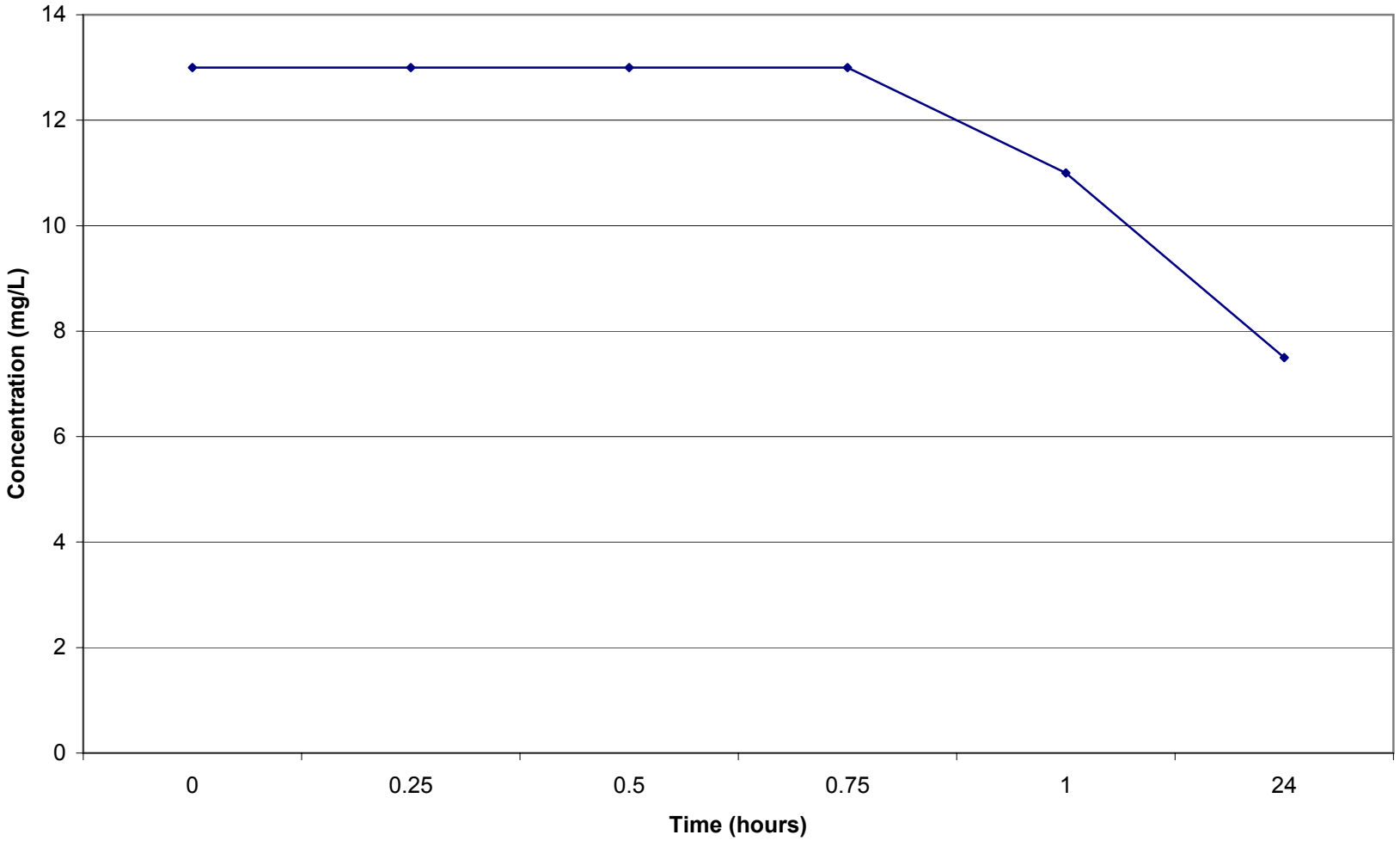

O'BRIEN & GERE

Figure 9a - EET Testing
SMU 1B - Site 10118
Volatile Organic Compounds

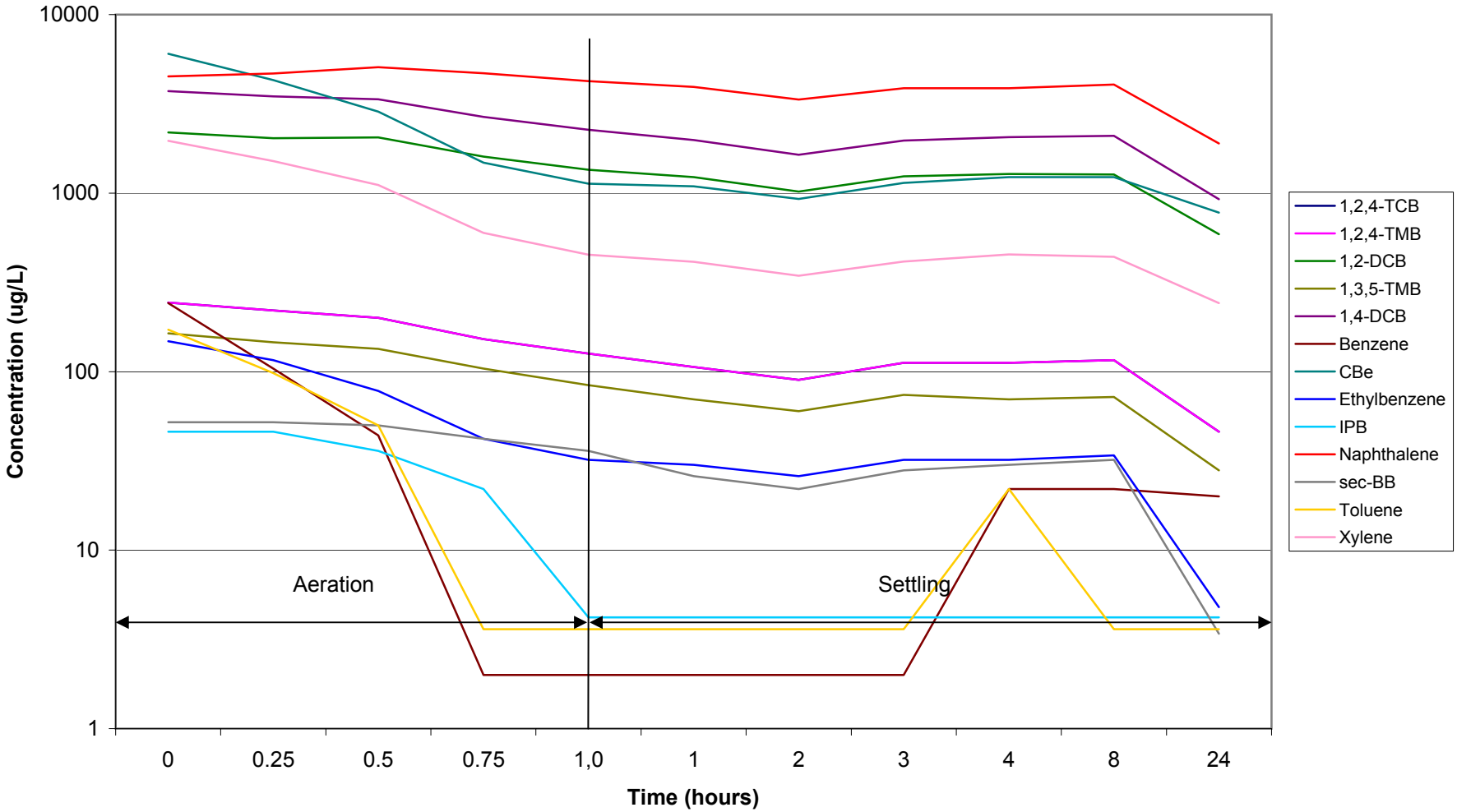

O'BRIEN & GERE

Figure 9b - EET Testing
SMU 1B - Site 10118
Semi-Volatile Organic Compounds

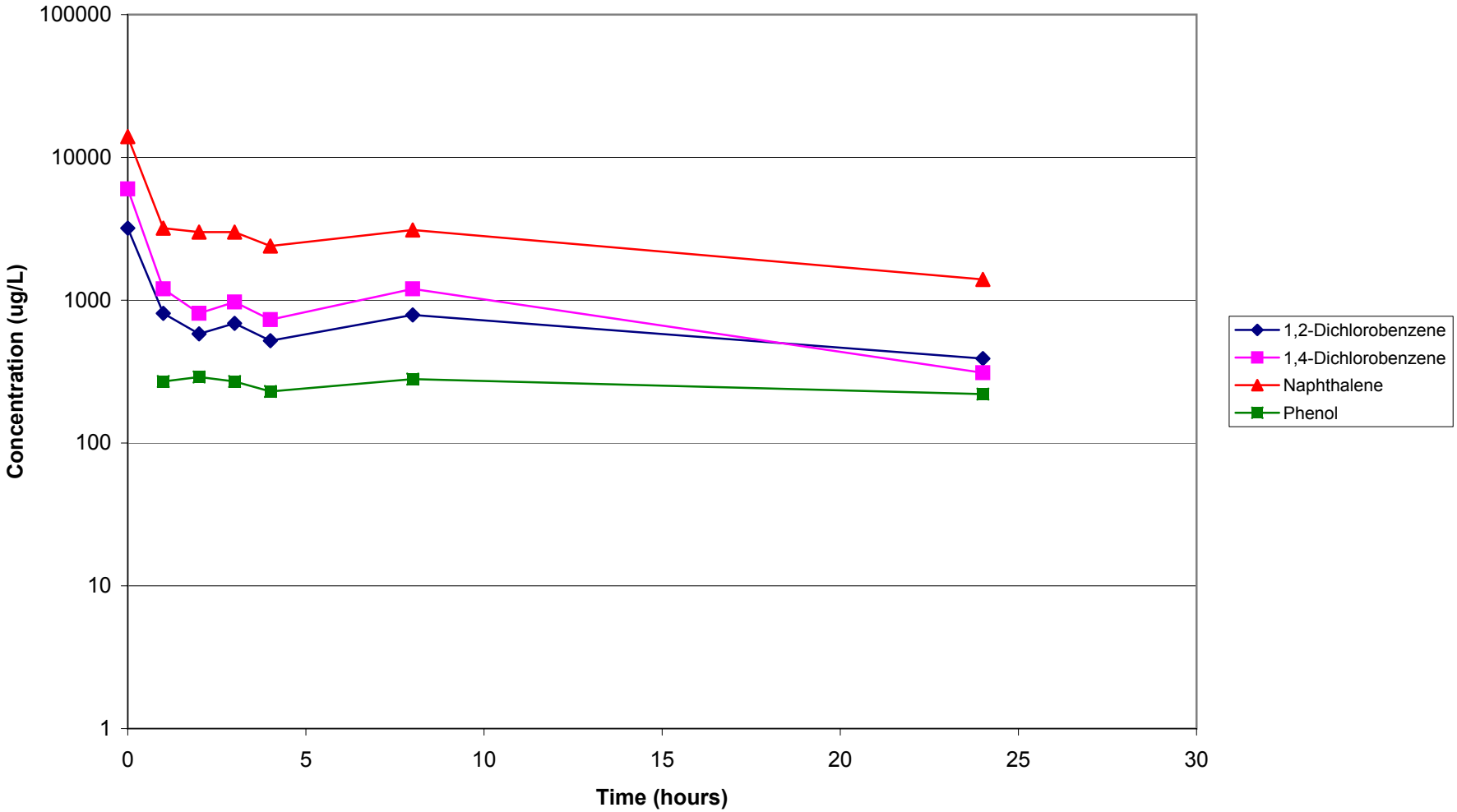

O'BRIEN & GERE

Figure 9c - EET Testing
SMU 1B - Site 10118
Mercury/Total Suspended Solids

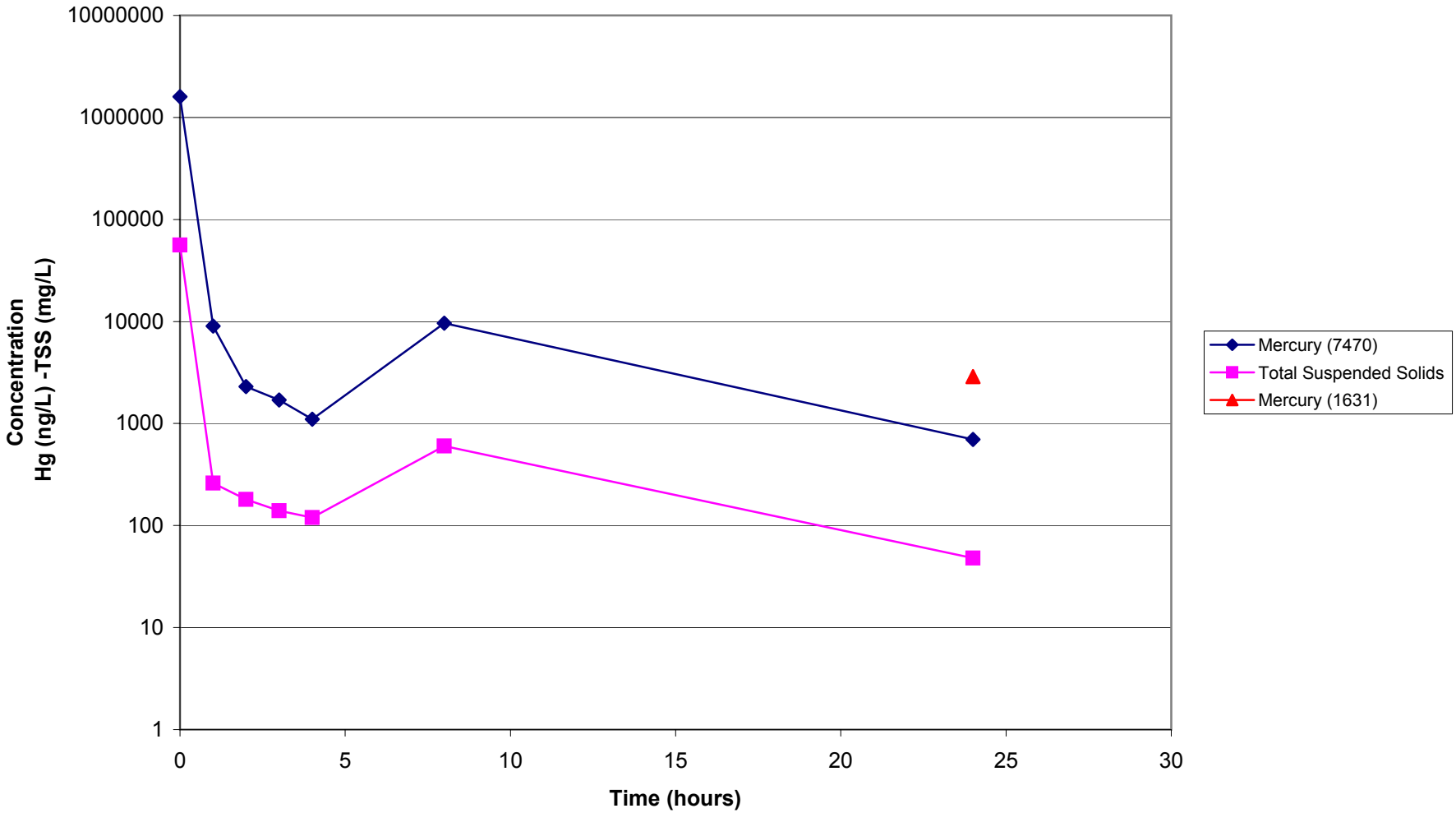

O'BRIEN & GERE

Figure 9d - EET Testing
SMU 1B - Site 10118
Ammonia

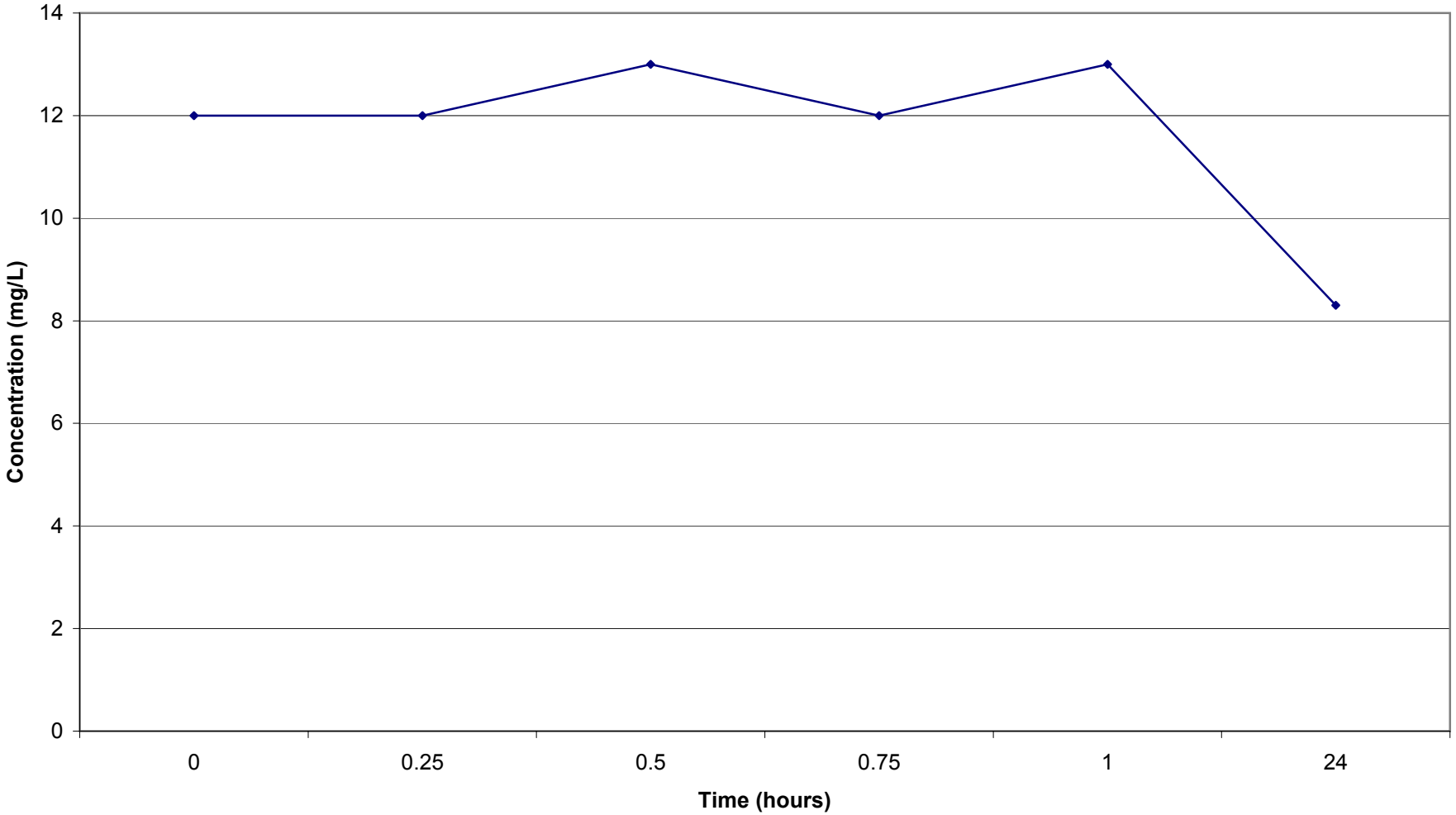

O'BRIEN & GERE

Figure 10a - EET Testing
SMU 1B - site 10118F
Volatile Organic Compounds

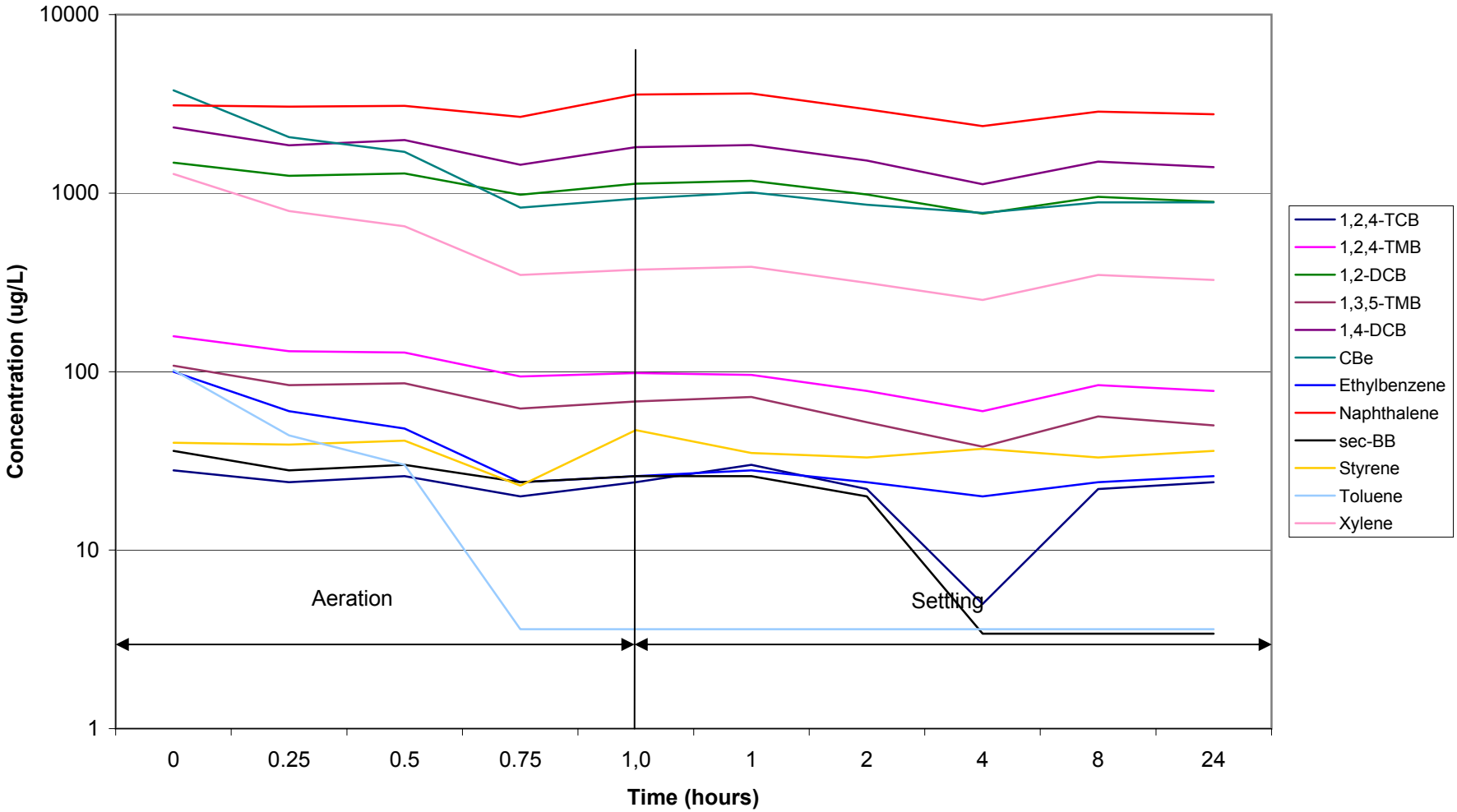

O'BRIEN & GERE

Figure 10b - EET Testing
SMU 1B - Site 10118F
Semi-Volatile organic Compounds

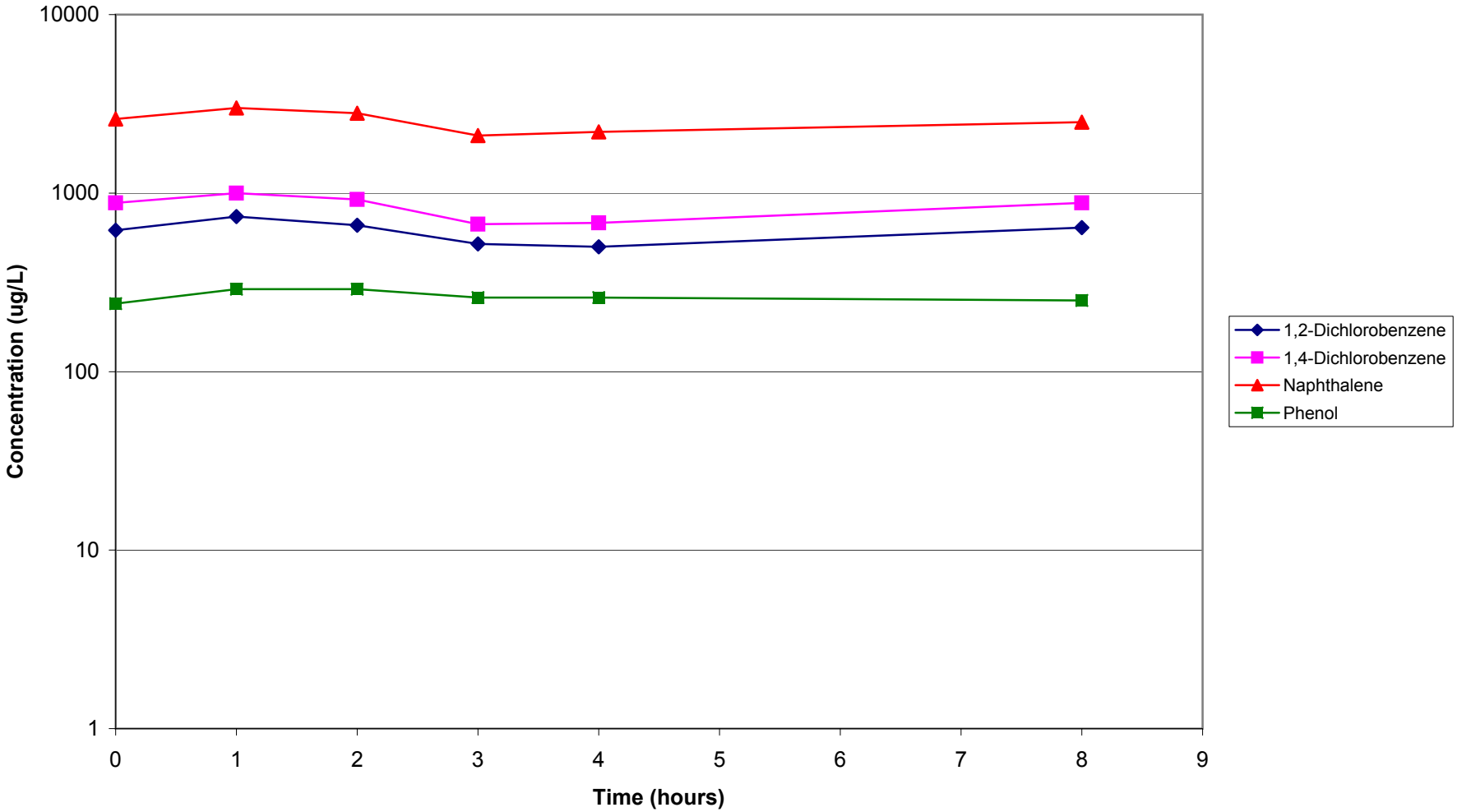

O'BRIEN & GERE

Figure 10c - EET Testing
SMU 1B - Site 10118F
Mercury

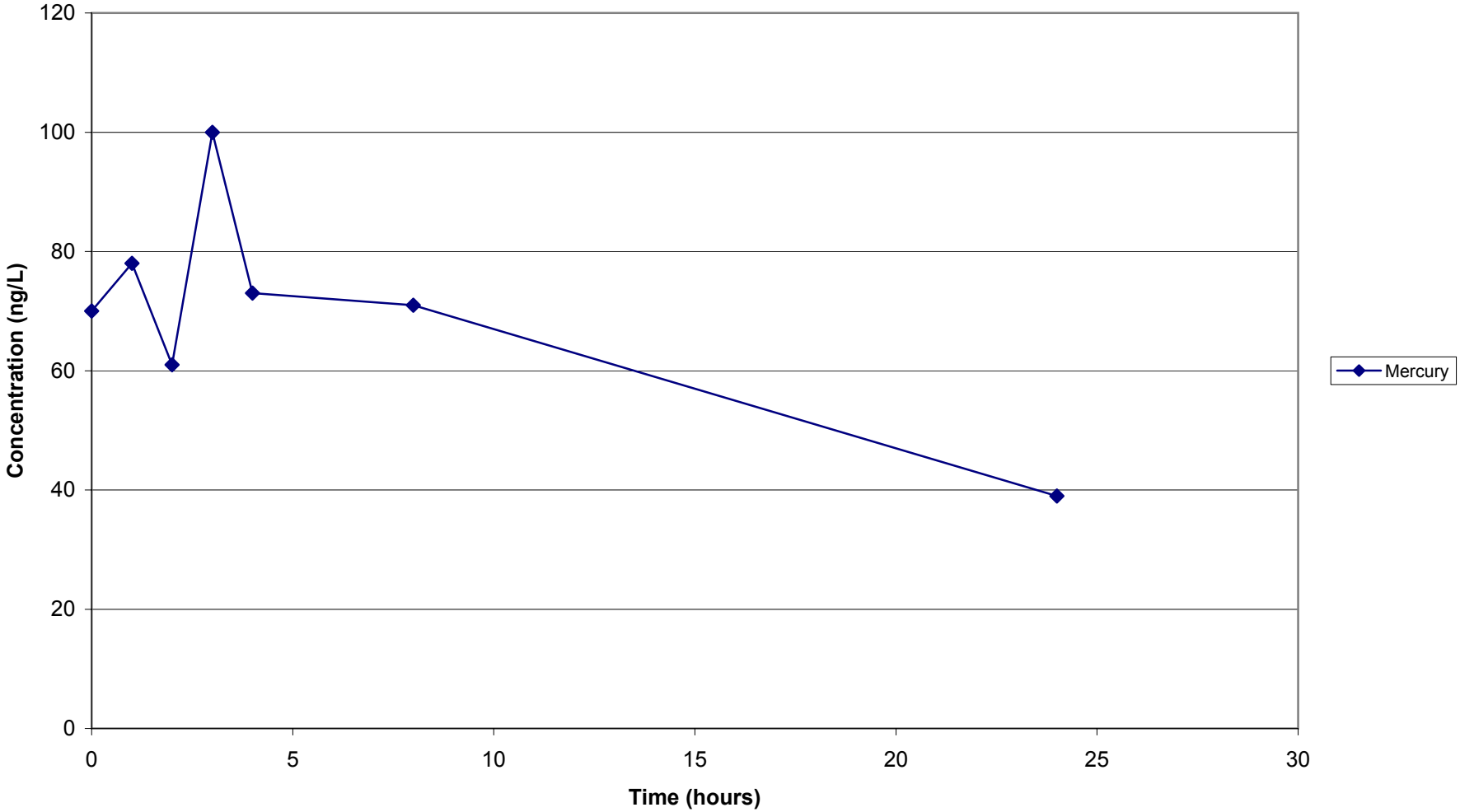

O'BRIEN & GERE

Figure 10d - EET Testing
SMU 1B - Site 10118F
Ammonia

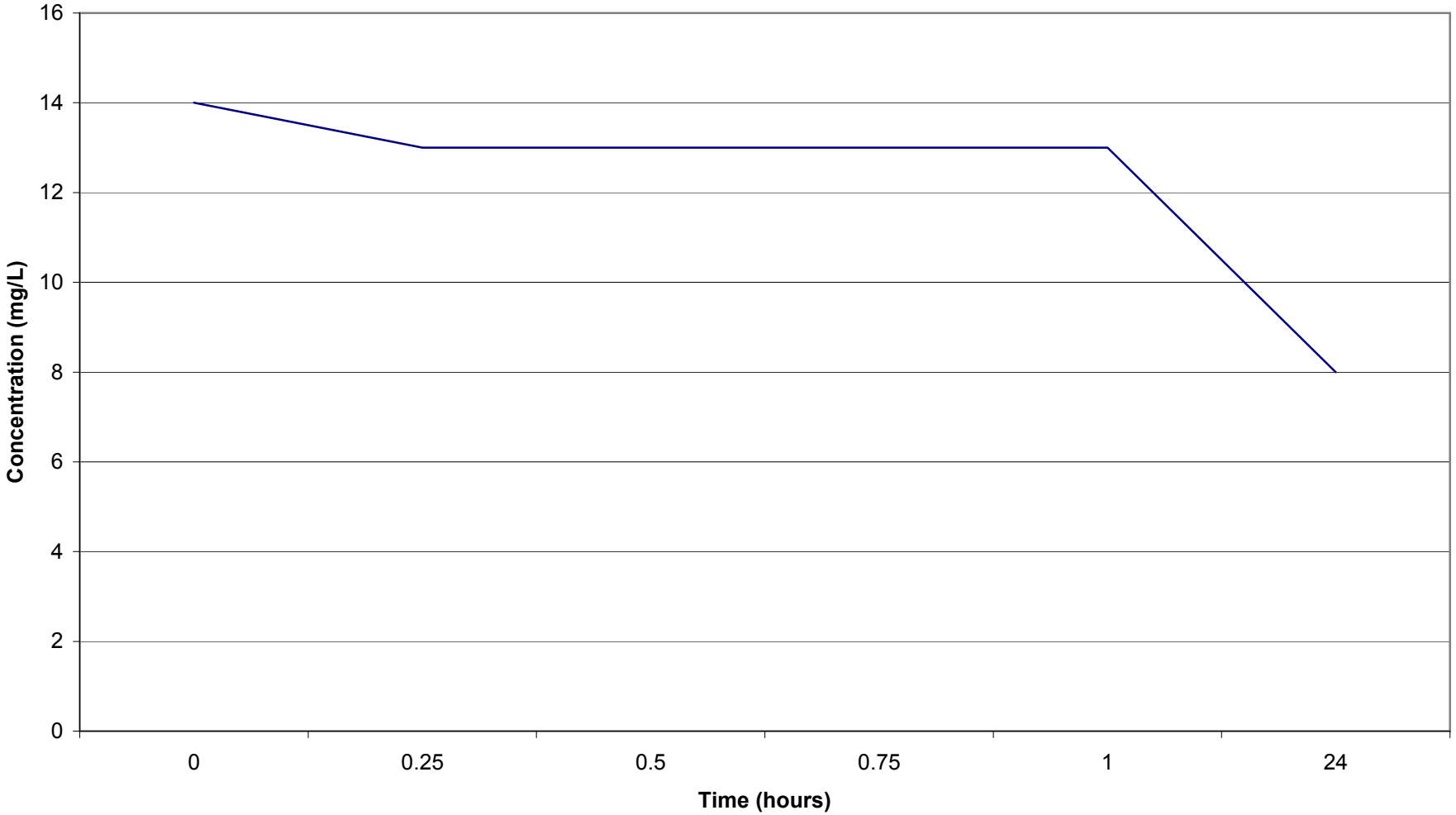

O'BRIEN & GERE

Figure 11a - EET Testing
SMU 1B - Site 10119
Volatile Organic Compounds

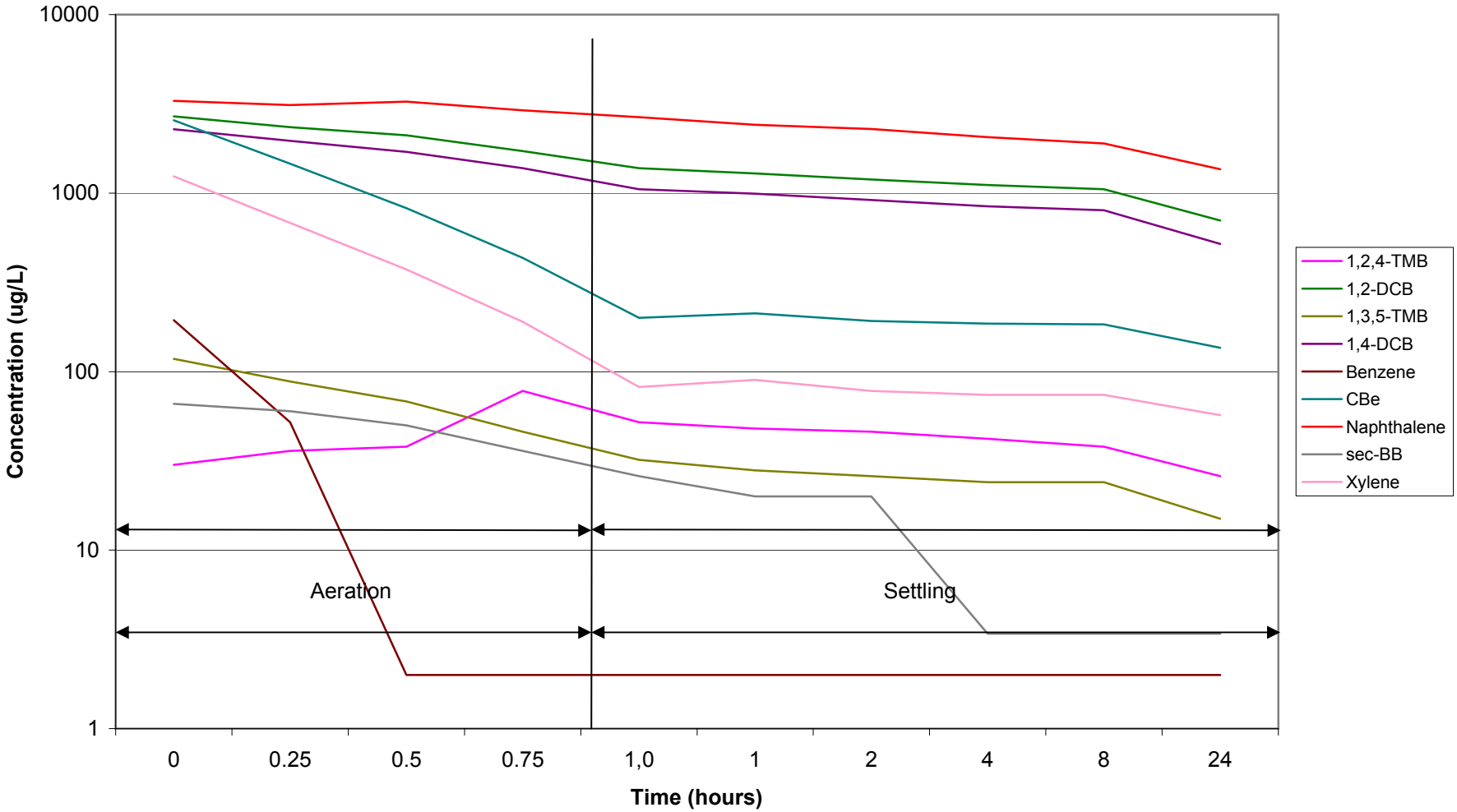

O'BRIEN & GERE

Figure 11b - EET Testing
SMU 1B - Site 10119
Semi-Volatile Organic Compounds

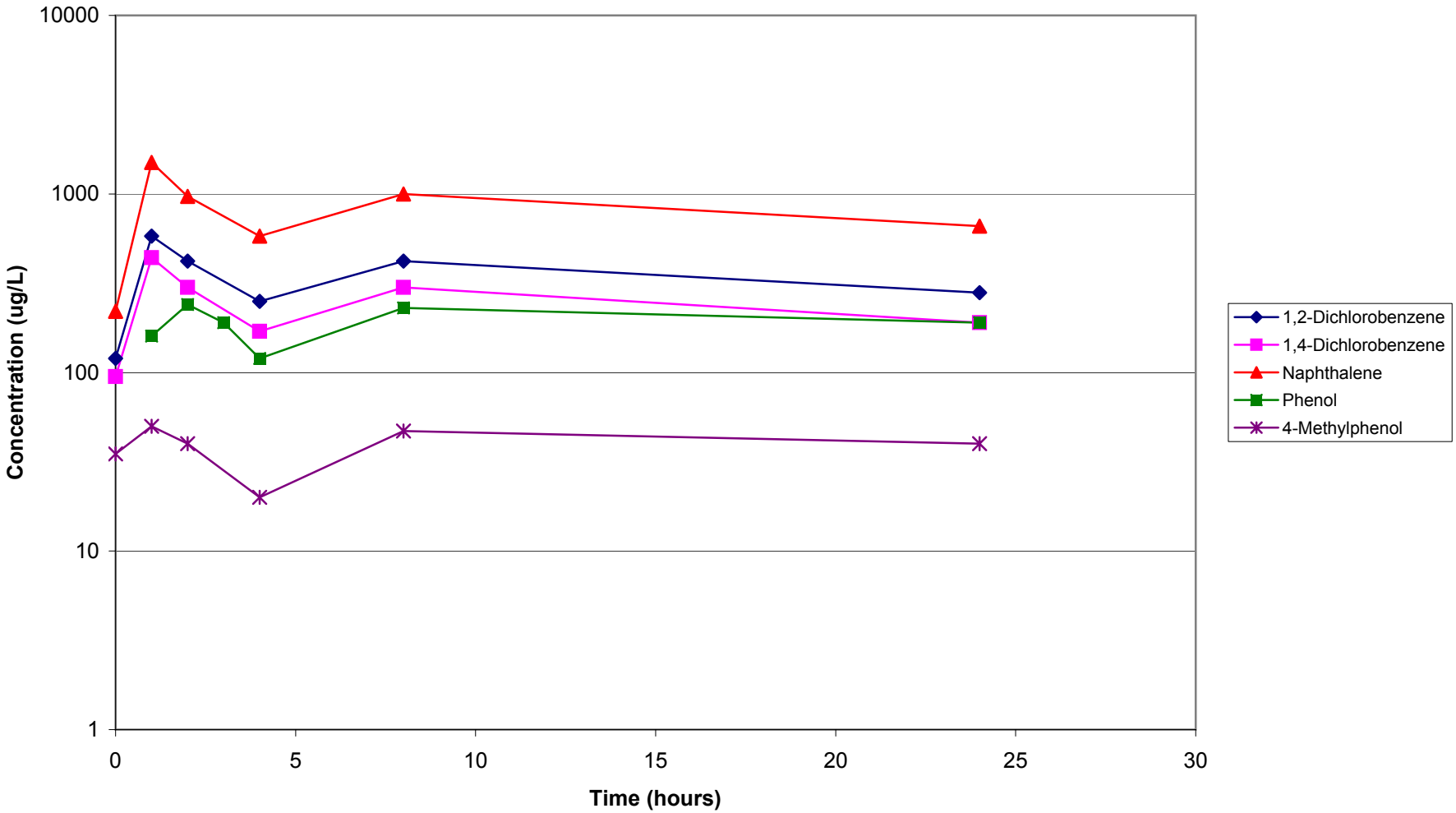

O'BRIEN & GERE

Figure 11c - EET Testing
SMU 1B - Site 10119
Mercury/Total Suspended Solids

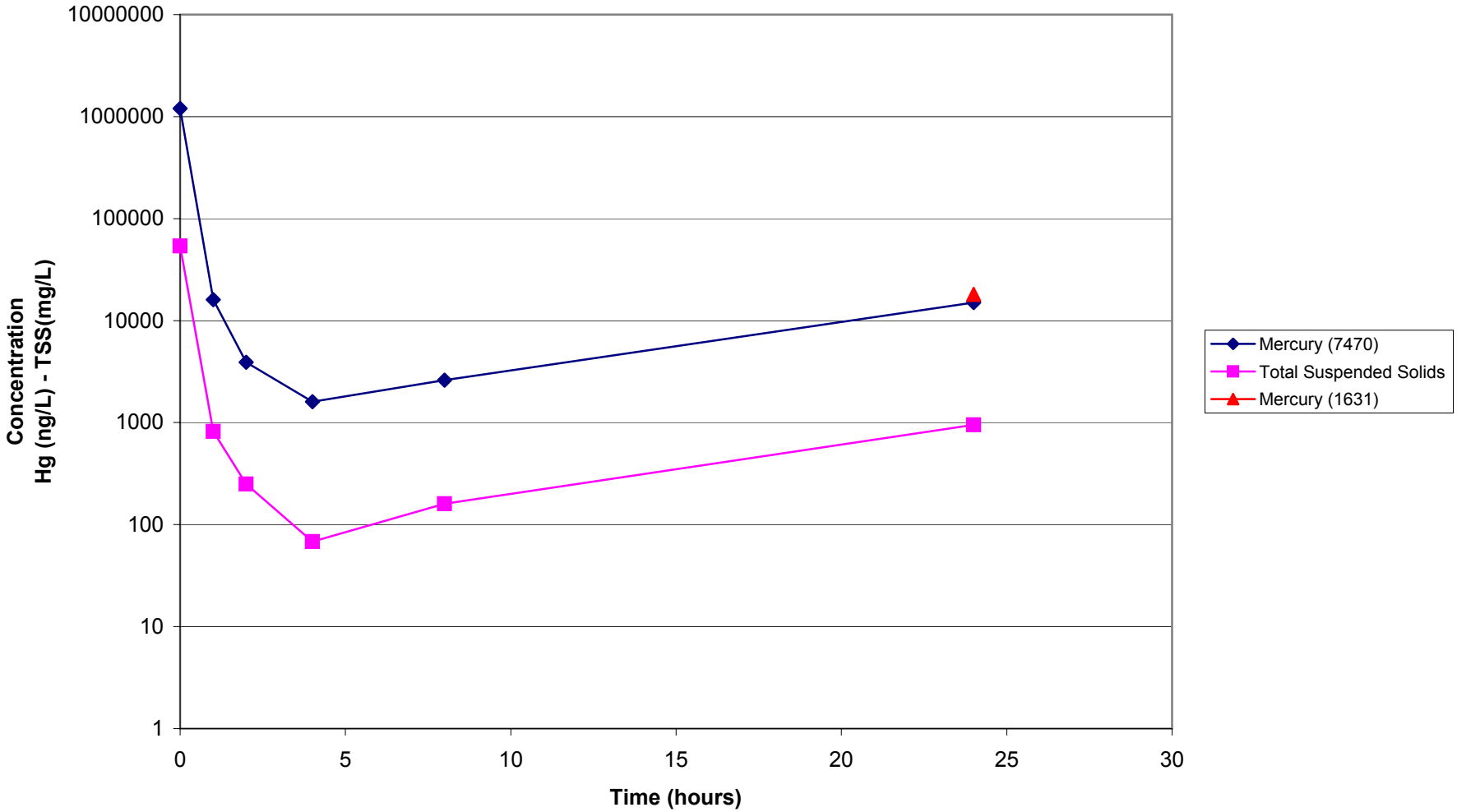

O'BRIEN & GERE

Figure 11d - EET Testing
SMU 1B - Site 10119
Ammonia

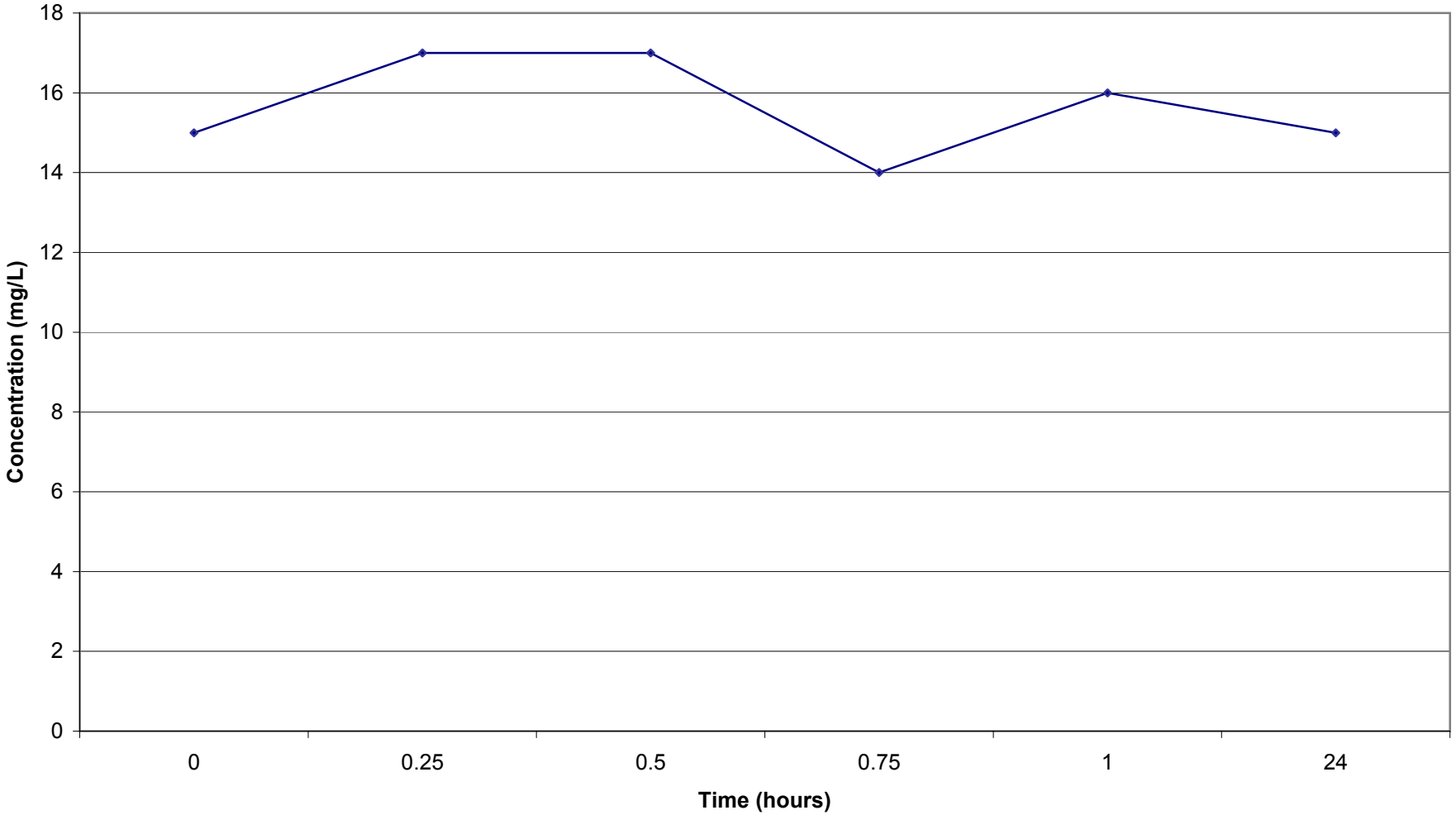

O'BRIEN & GERE

Figure 12a - EET Testing
SMU 1B - site 10119F
Volatile Organic Compounds

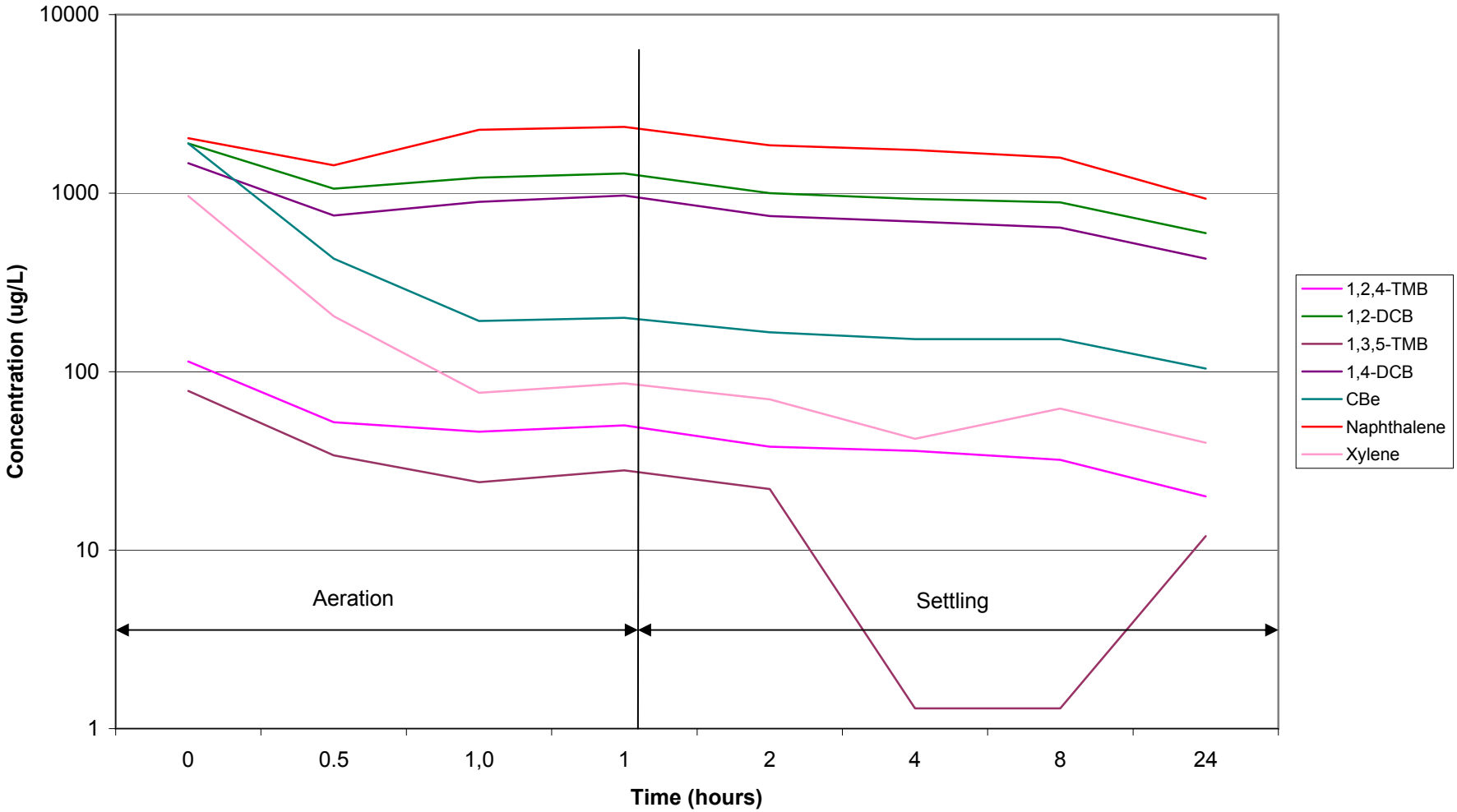

O'BRIEN & GERE

Figure 12b - EET Testing
SMU 1B - Site 10119F
Semi-Volatile organic Compounds

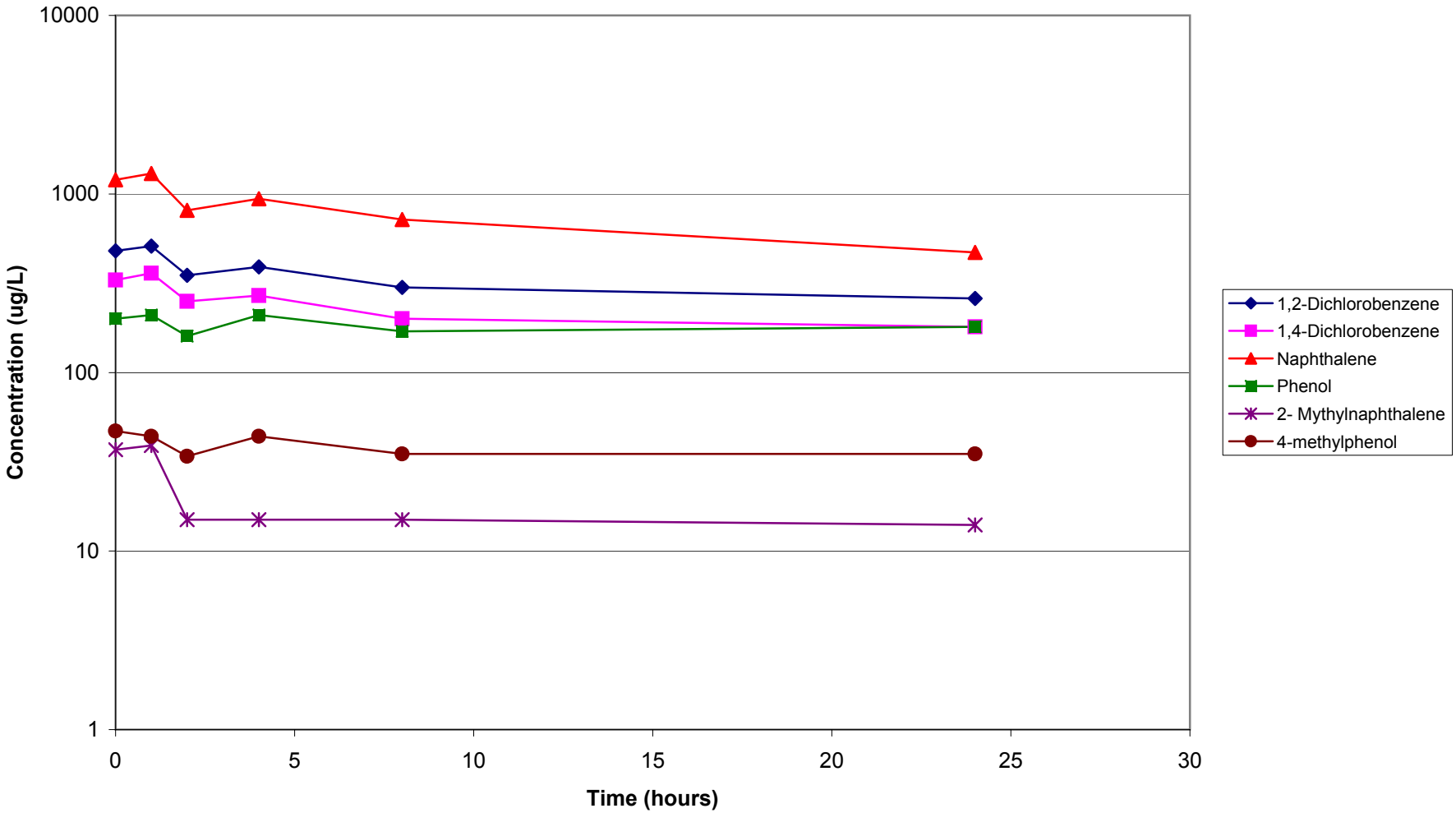

O'BRIEN & GERE

Figure 16c - EET Testing
SMU 1B - Site 10119F
Mercury

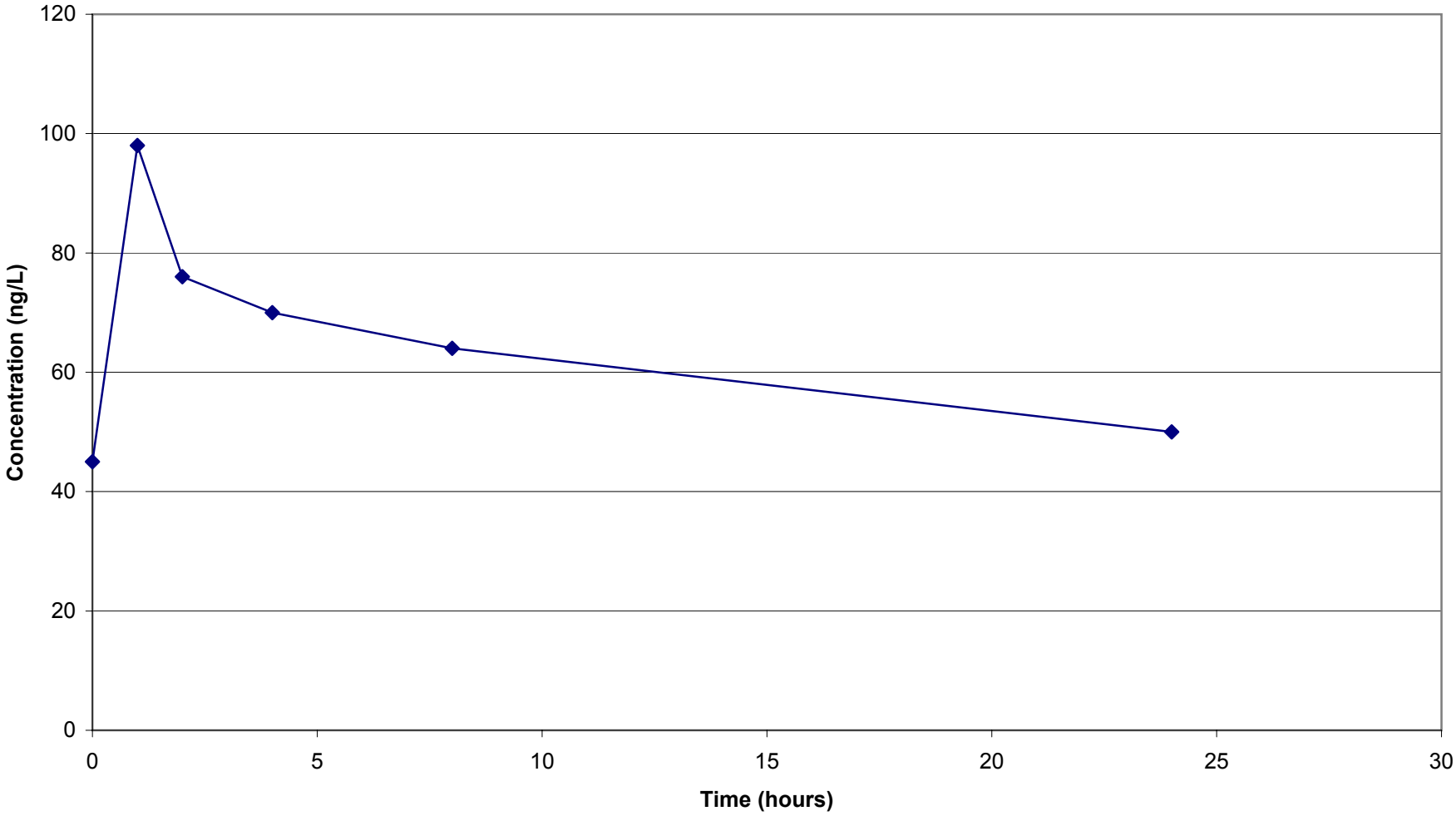

O'BRIEN & GERE

Figure 12d - EET Testing
SMU 1B - Site 10119F
Ammonia

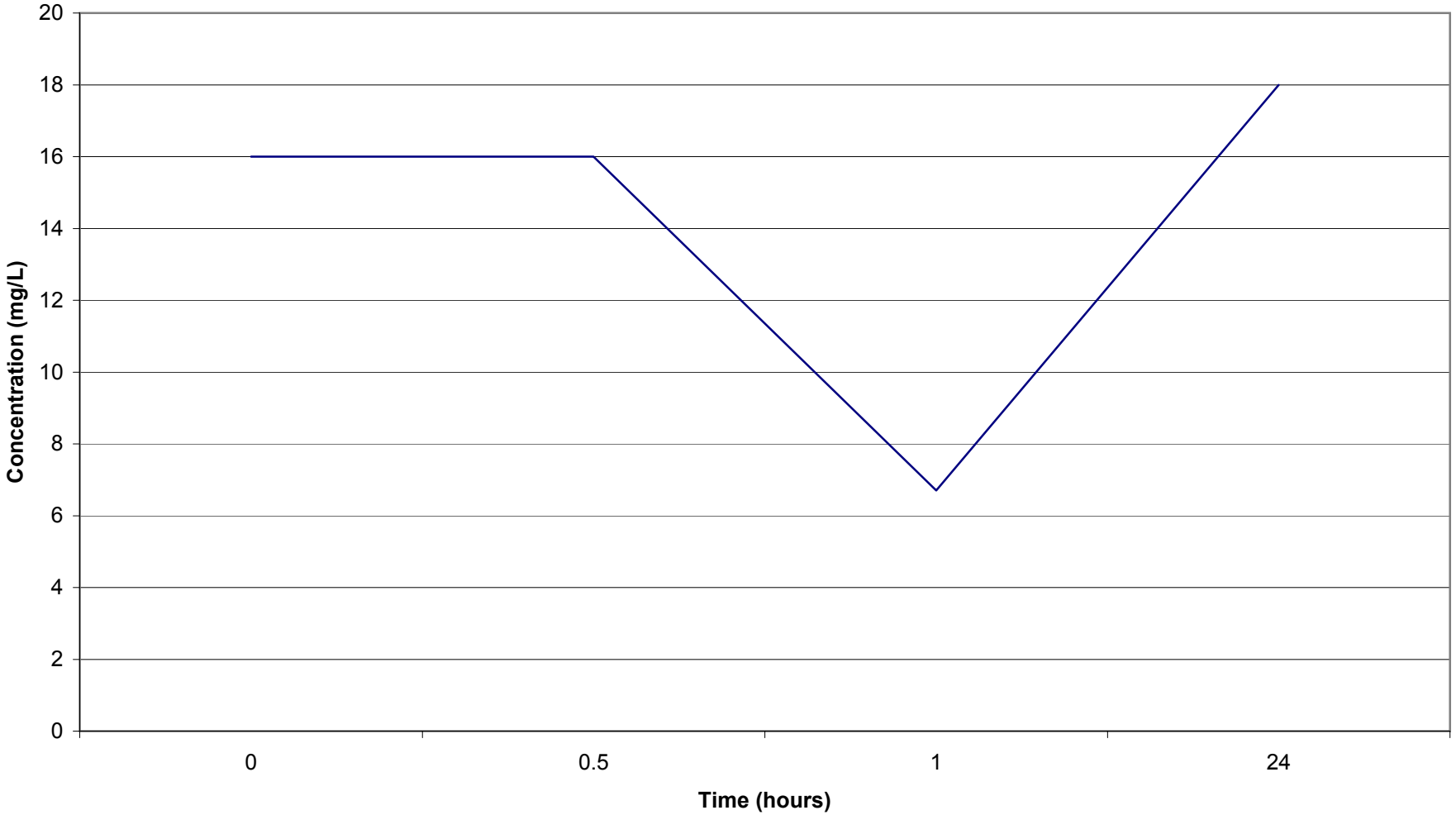

O'BRIEN & GERE

Figure 13a - EET Testing
SMU 4 - Site 40061
Volatile Organic Compounds

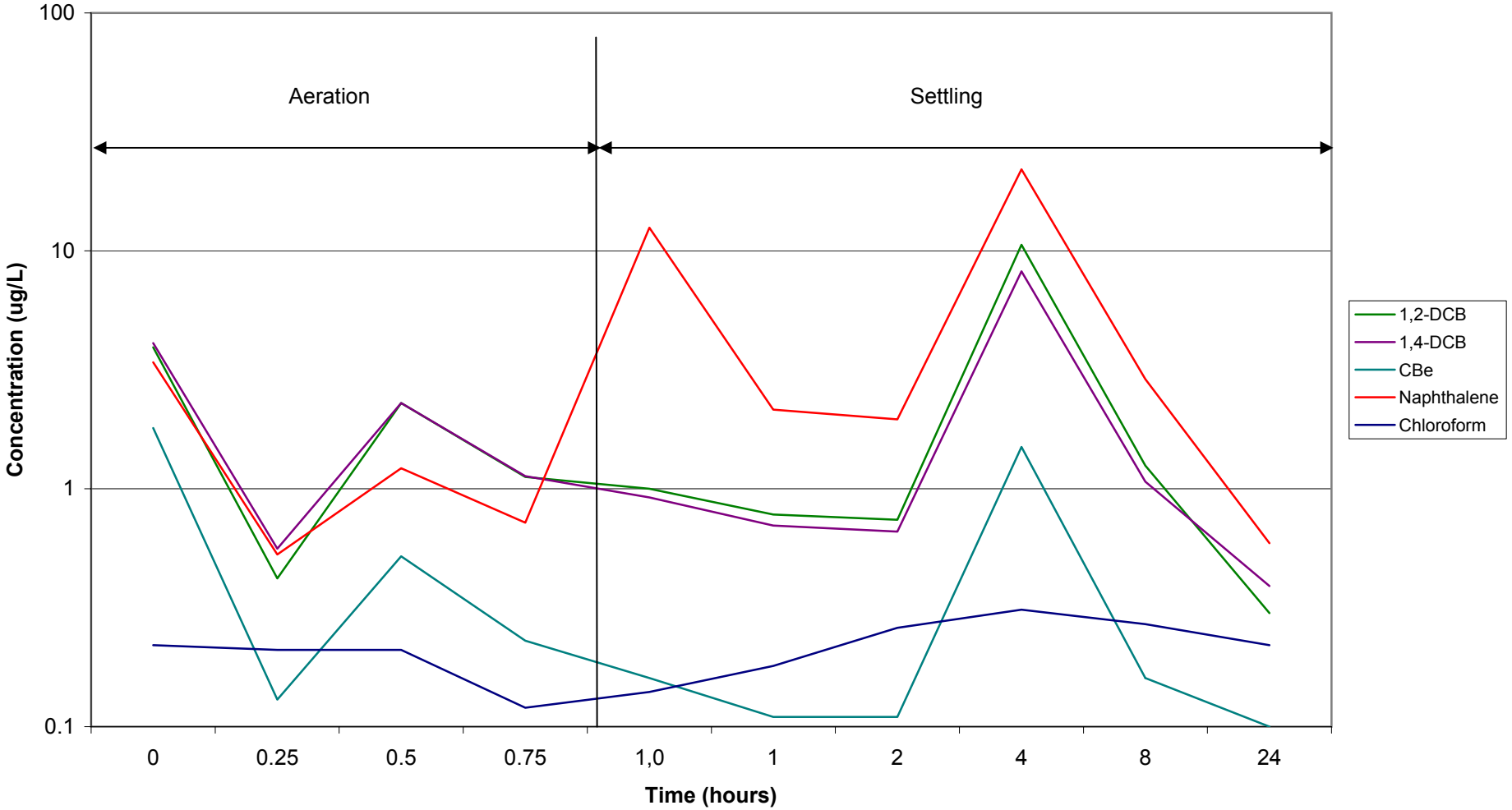

1,2,4-TCB; 1,2,4-Trichlorobenzene
1,2,4-TMB; 1,2,4-Trimethylbenzene
1,2-DCB; 1,2-Dichlorobenzene

1,3,5-TMB:1,3,5-Trimethylbenzene
1,4-DCB; 1,4-Dichlorobenzene
CBe; Chlorobenzene

IPB; Isopropylbenzene
sec-BB; sec-Butylbenzene

O'BRIEN & GERE

Figure 13c - EET Testing
SMU 4 - Site 40061
Mercury/Total Suspended Solids

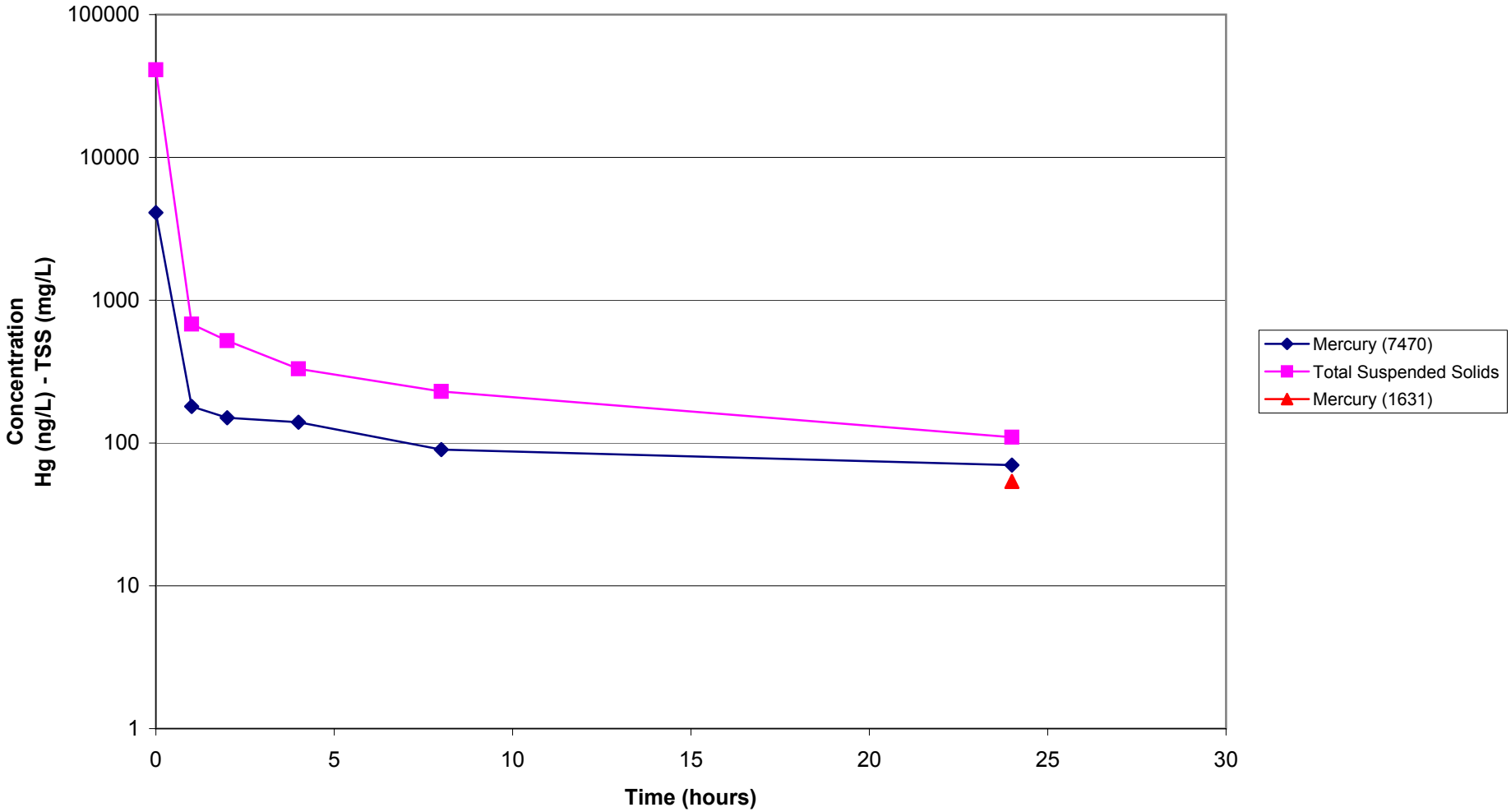

1,2,4-TCB; 1,2,4-Trichlorobenzene
1,2,4-TMB; 1,2,4-Trimethylbenzene
1,2-DCB; 1,2-Dichlorobenzene

1,3,5-TMB:1,3,5-Trimethylbenzene
1,4-DCB; 1,4-Dichlorobenzene
CBe; Chlorobenzene

IPB; Isopropylbenzene
sec-BB; sec-Butylbenzene

O'BRIEN & GERE

Figure 13d - EET Testing
SMU 4 - Site 40061
Ammonia

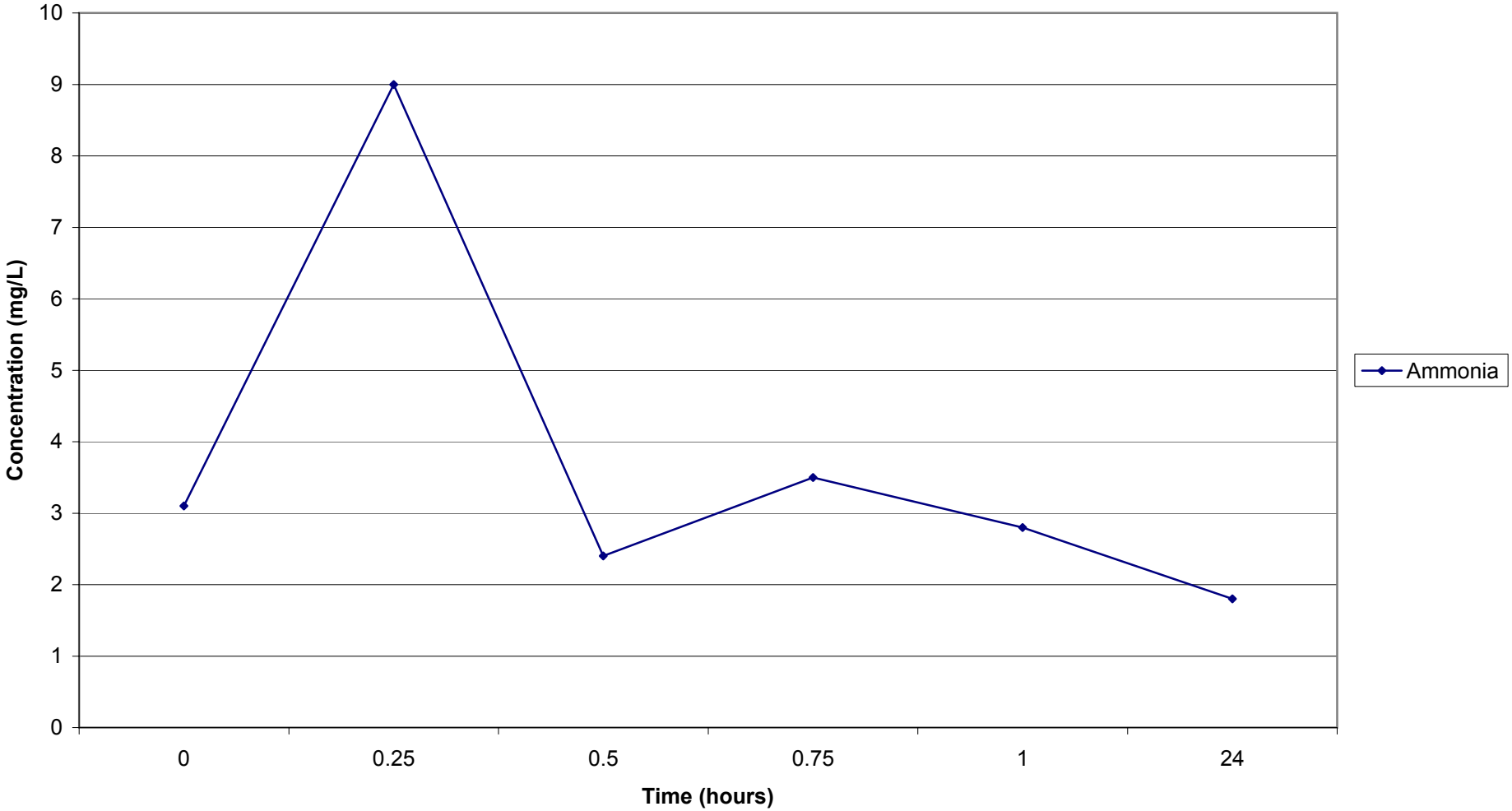

1,2,4-TCB; 1,2,4-Trichlorobenzene
1,2,4-TMB; 1,2,4-Trimethylbenzene
1,2-DCB; 1,2-Dichlorobenzene

1,3,5-TMB:1,3,5-Trimethylbenzene
1,4-DCB; 1,4-Dichlorobenzene
CBe; Chlorobenzene

IPB; Isopropylbenzene
sec-BB; sec-Butylbenzene

O'BRIEN & GERE

Figure 14a - EET Testing
SMU 4 - site 40061F
Volatile Organic Compounds

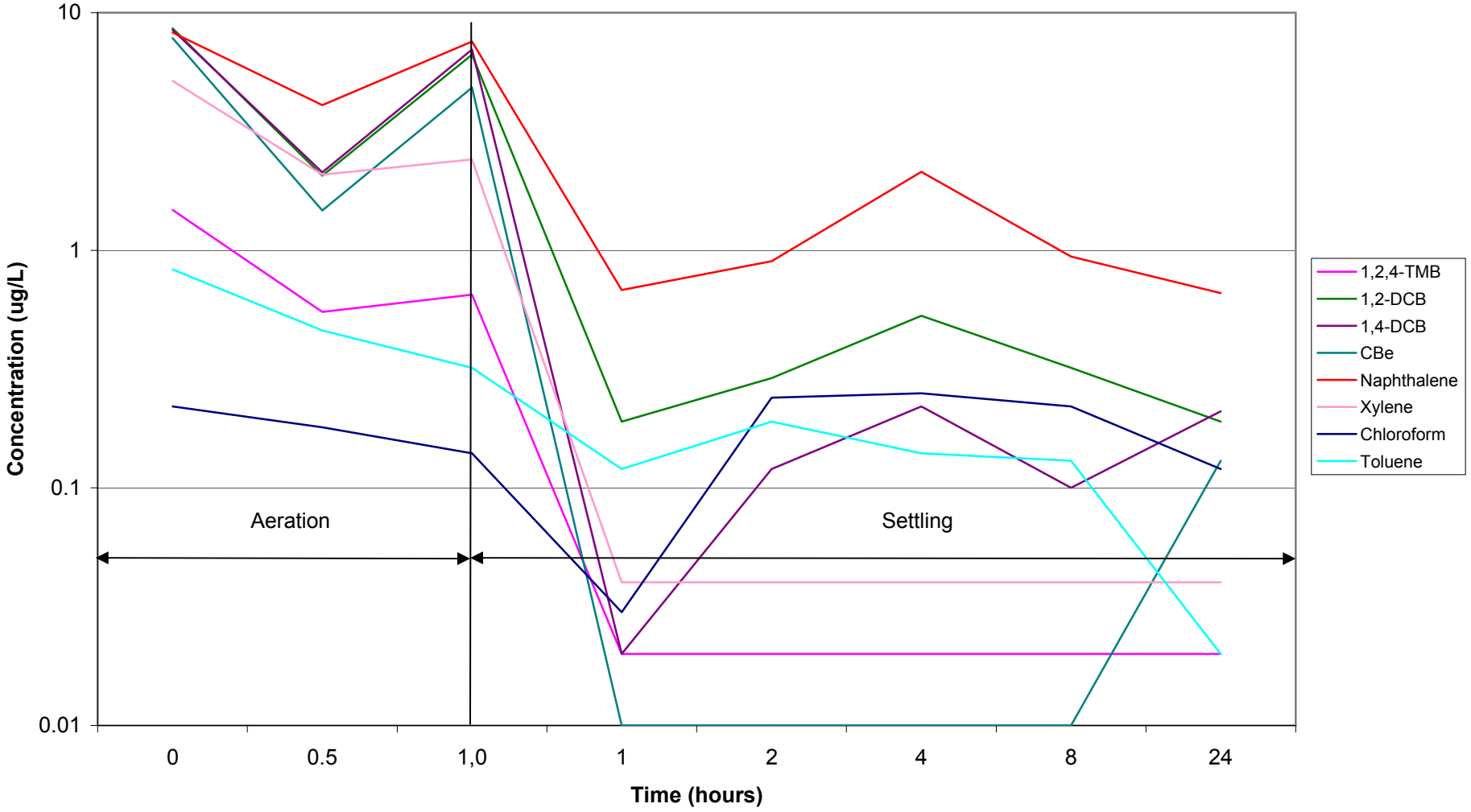

1,2,4-TCB; 1,2,4-Trichlorobenzene
1,2,4-TMB; 1,2,4-Trimethylbenzene
1,2-DCB; 1,2-Dichlorobenzene

1,3,5-TMB:1,3,5-Trimethylbenzene
1,4-DCB; 1,4-Dichlorobenzene
CBe; Chlorobenzene

IPB; Isopropylbenzene
sec-BB; sec-Butylbenzene

O'BRIEN & GERE

Figure 14c - EET Testing
SMU 4 - Site 40061F
Mercury

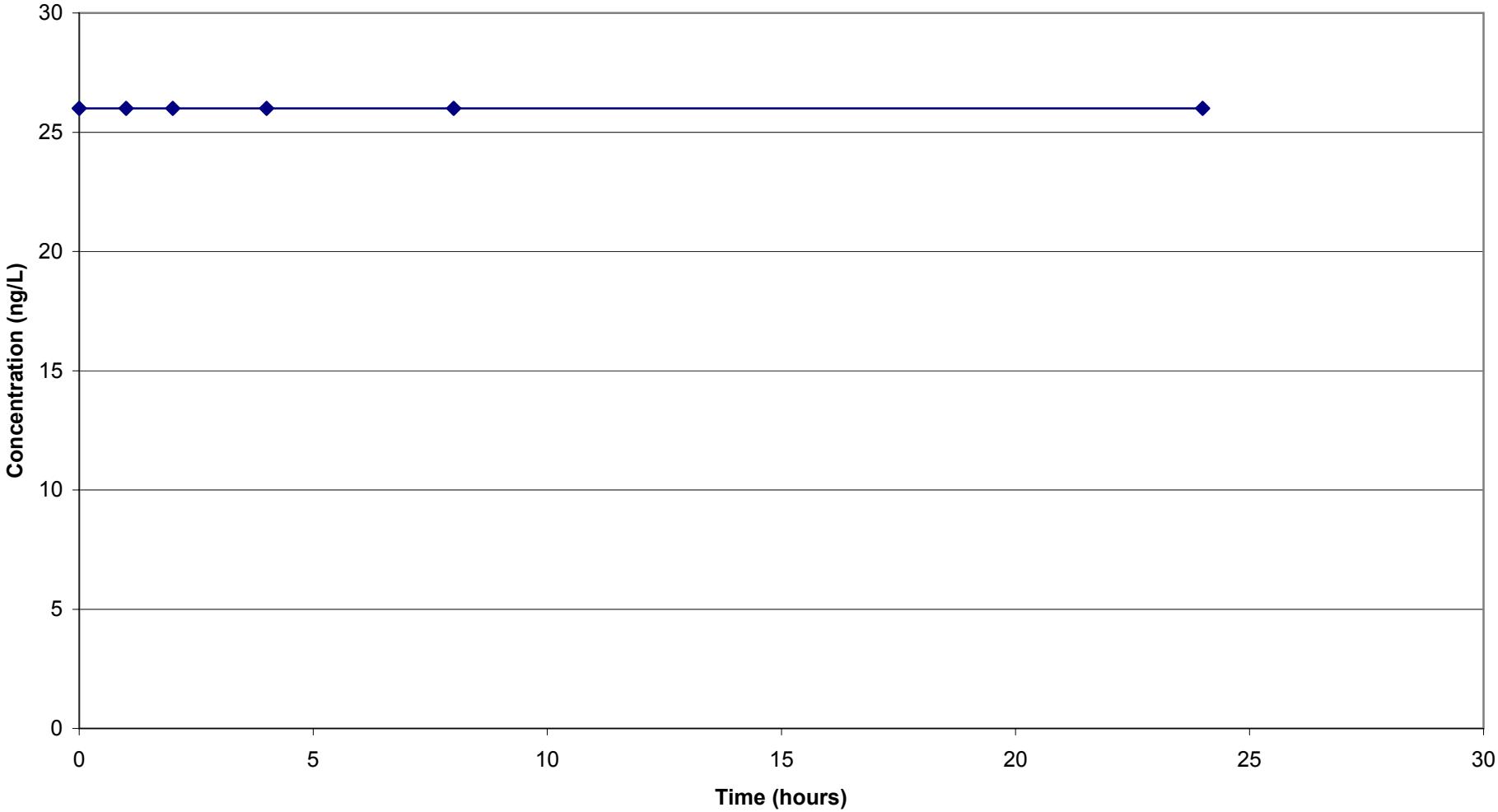

1,2,4-TCB; 1,2,4-Trichlorobenzene
1,2,4-TMB; 1,2,4-Trimethylbenzene
1,2-DCB; 1,2-Dichlorobenzene

1,3,5-TMB:1,3,5-Trimethylbenzene
1,4-DCB; 1,4-Dichlorobenzene
CBe; Chlorobenzene

IPB; Isopropylbenzene
sec-BB; sec-Butylbenzene

O'BRIEN & GERE

Figure 14d - EET Testing
SMU 4 - Site 40061F
Ammonia

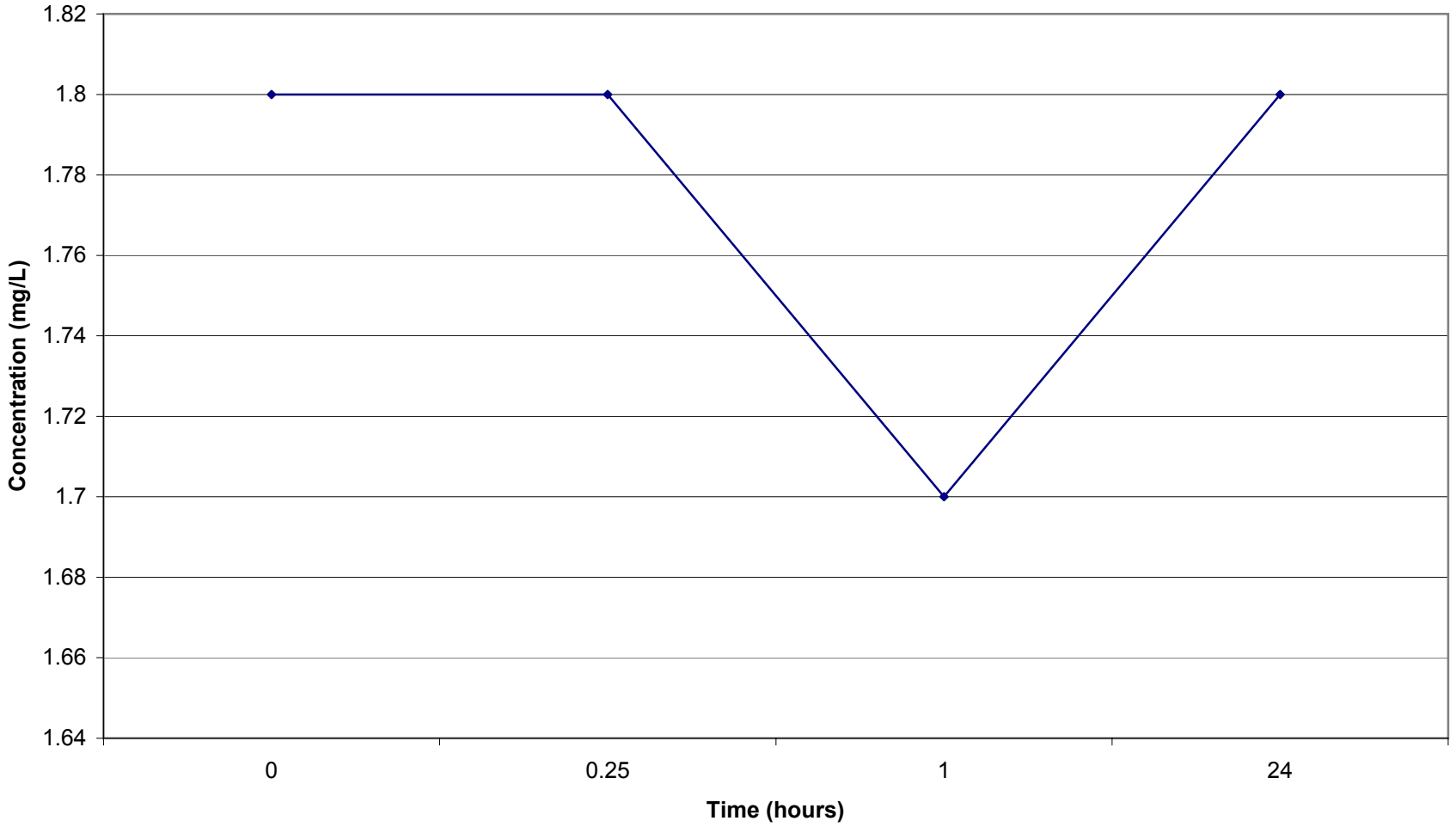

1,2,4-TCB; 1,2,4-Trichlorobenzene
1,2,4-TMB; 1,2,4-Trimethylbenzene
1,2-DCB; 1,2-Dichlorobenzene

1,3,5-TMB:1,3,5-Trimethylbenzene
1,4-DCB; 1,4-Dichlorobenzene
CBe; Chlorobenzene

IPB; Isopropylbenzene
sec-BB; sec-Butylbenzene

O'BRIEN & GERE

Figure 15a - EET Testing
SMU 4 - Site 40062
Volatile Organic Compounds

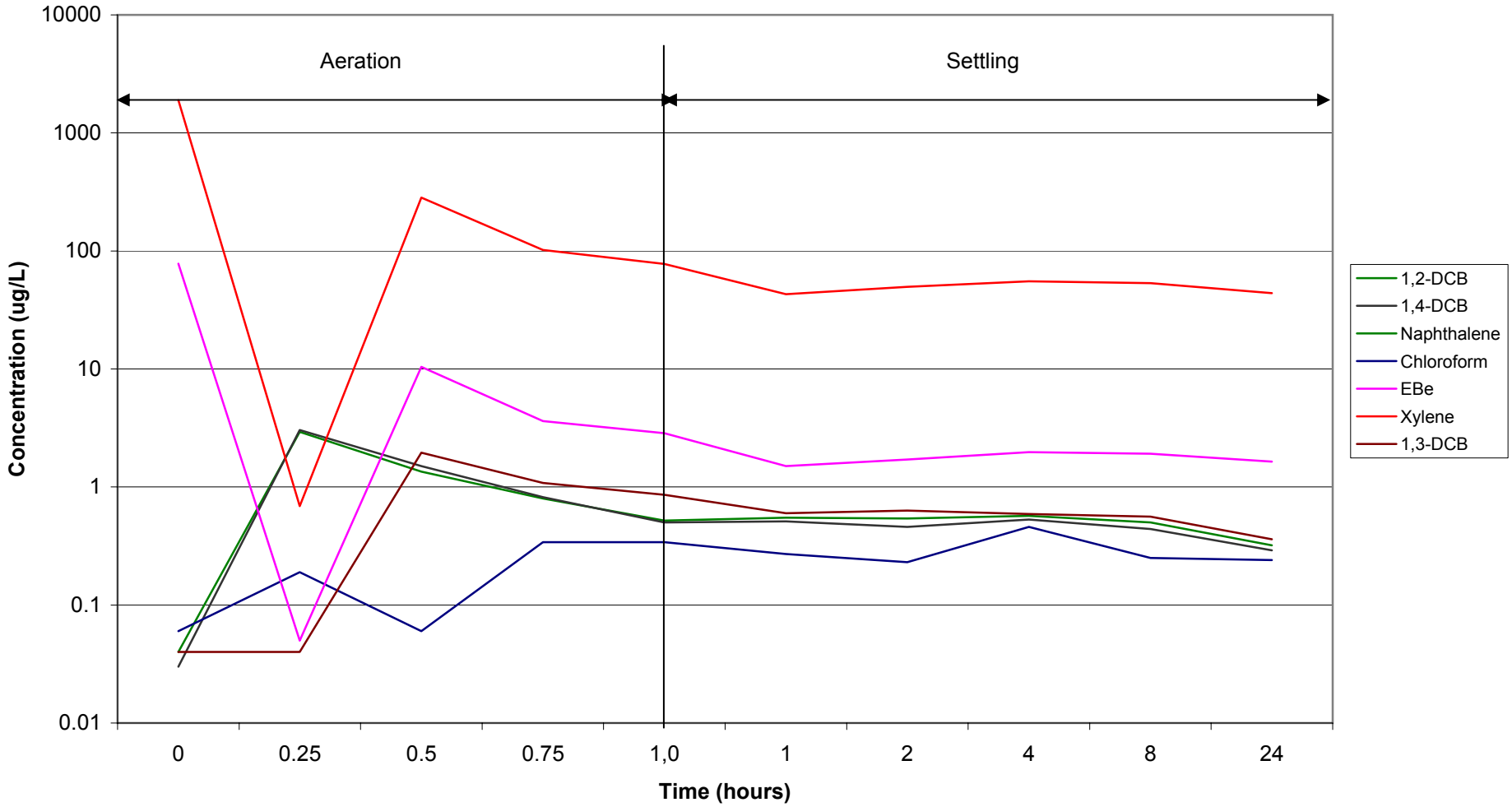

1,2,4-TCB; 1,2,4-Trichlorobenzene
1,2,4-TMB; 1,2,4-Trimethylbenzene
1,2-DCB; 1,2-Dichlorobenzene

1,3,5-TMB:1,3,5-Trimethylbenzene
1,4-DCB; 1,4-Dichlorobenzene
CBe; Chlorobenzene

IPB; Isopropylbenzene
sec-BB; sec-Butylbenzene

O'BRIEN & GERE

Figure 15b - EET Testing
SMU 4 - Site 40062
Semi-Volatile Organic Compounds

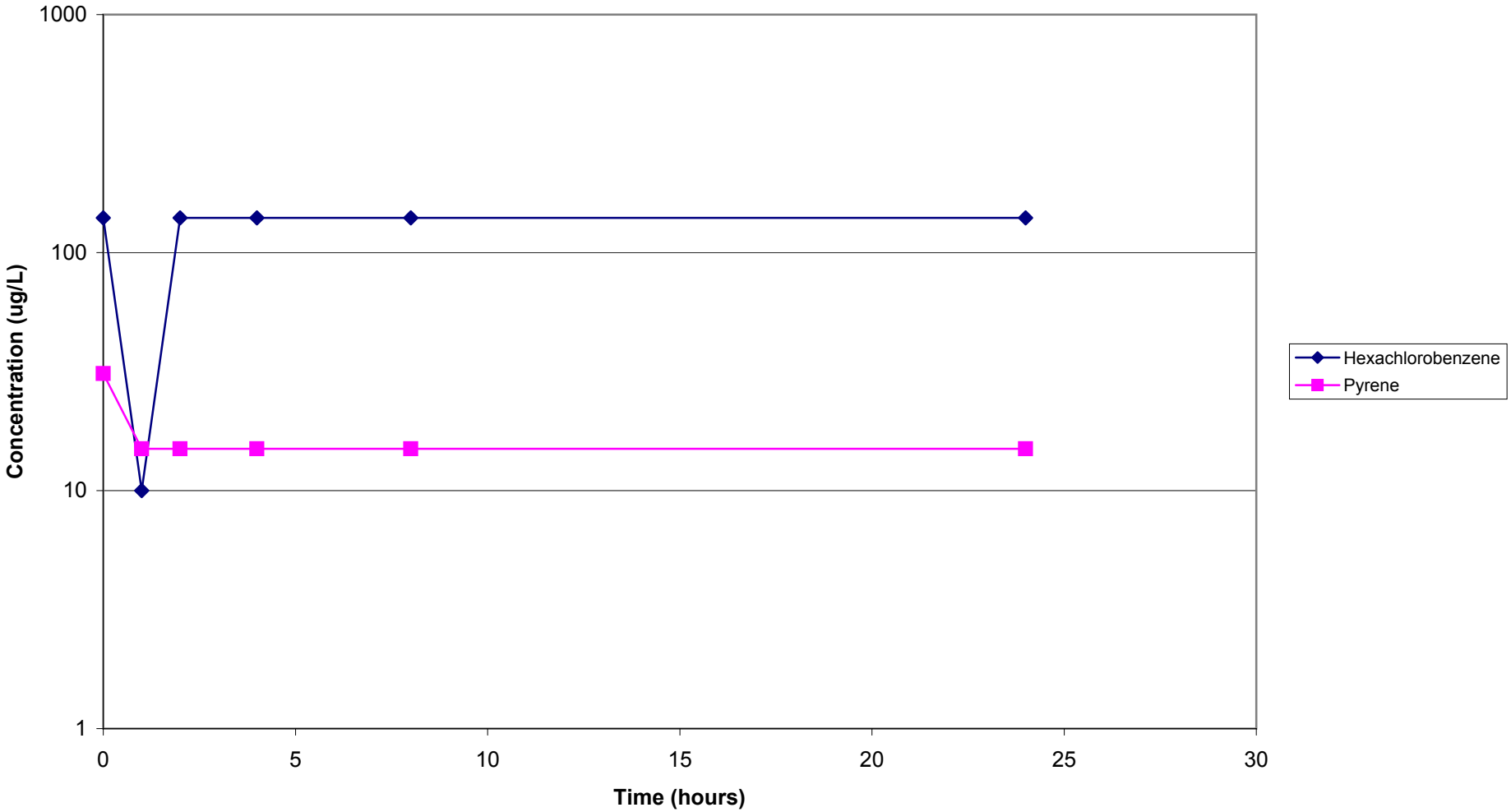

1,2,4-TCB; 1,2,4-Trichlorobenzene
1,2,4-TMB; 1,2,4-Trimethylbenzene
1,2-DCB; 1,2-Dichlorobenzene

1,3,5-TMB:1,3,5-Trimethylbenzene
1,4-DCB; 1,4-Dichlorobenzene
CBe; Chlorobenzene

IPB; Isopropylbenzene
sec-BB; sec-Butylbenzene

O'BRIEN & GERE

Figure 15c - EET Testing
SMU 4 - Site 40062
Mercury/Total Suspended Solids

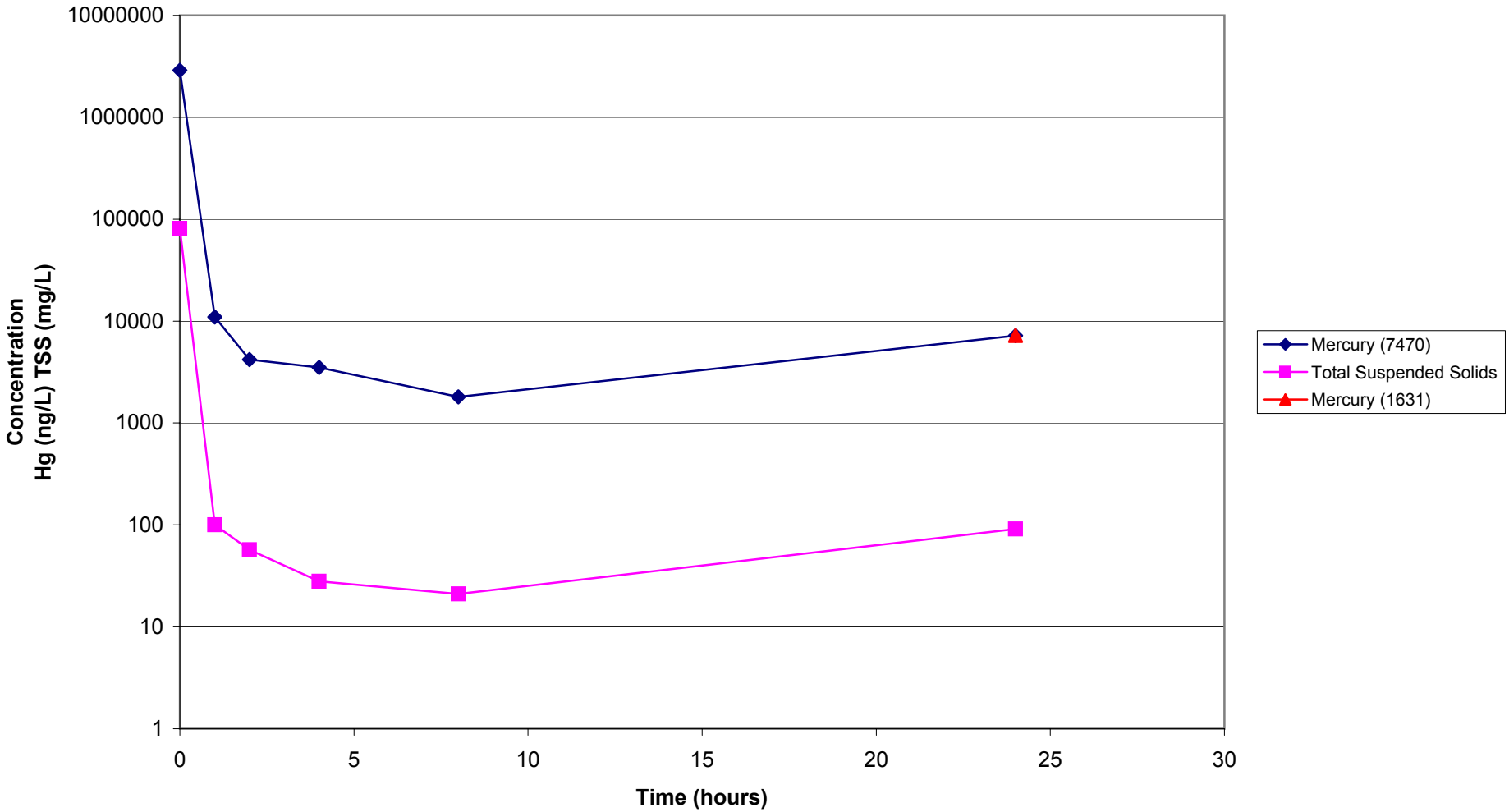

1,2,4-TCB; 1,2,4-Trichlorobenzene
1,2,4-TMB; 1,2,4-Trimethylbenzene
1,2-DCB; 1,2-Dichlorobenzene

1,3,5-TMB:1,3,5-Trimethylbenzene
1,4-DCB; 1,4-Dichlorobenzene
CBe; Chlorobenzene

IPB; Isopropylbenzene
sec-BB; sec-Butylbenzene

O'BRIEN & GERE

Figure 15d - EET Testing
SMU 4 - Site 40062
Ammonia

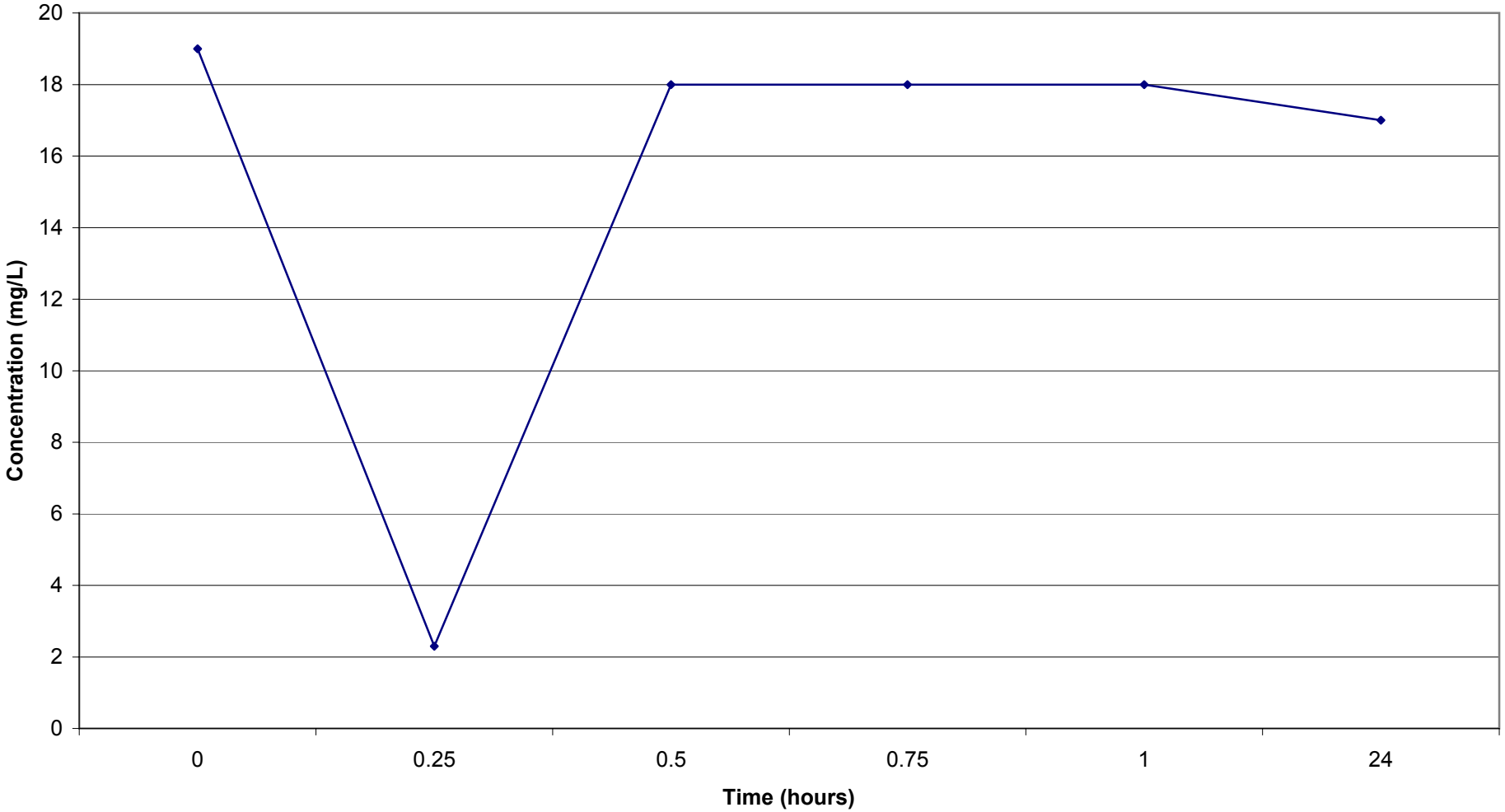

1,2,4-TCB; 1,2,4-Trichlorobenzene
1,2,4-TMB; 1,2,4-Trimethylbenzene
1,2-DCB; 1,2-Dichlorobenzene

1,3,5-TMB:1,3,5-Trimethylbenzene
1,4-DCB; 1,4-Dichlorobenzene
CBe; Chlorobenzene

IPB; Isopropylbenzene
sec-BB; sec-Butylbenzene

O'BRIEN & GERE

Figure 16a - EET Testing
SMU 4 - site 40062F
Volatile Organic Compounds

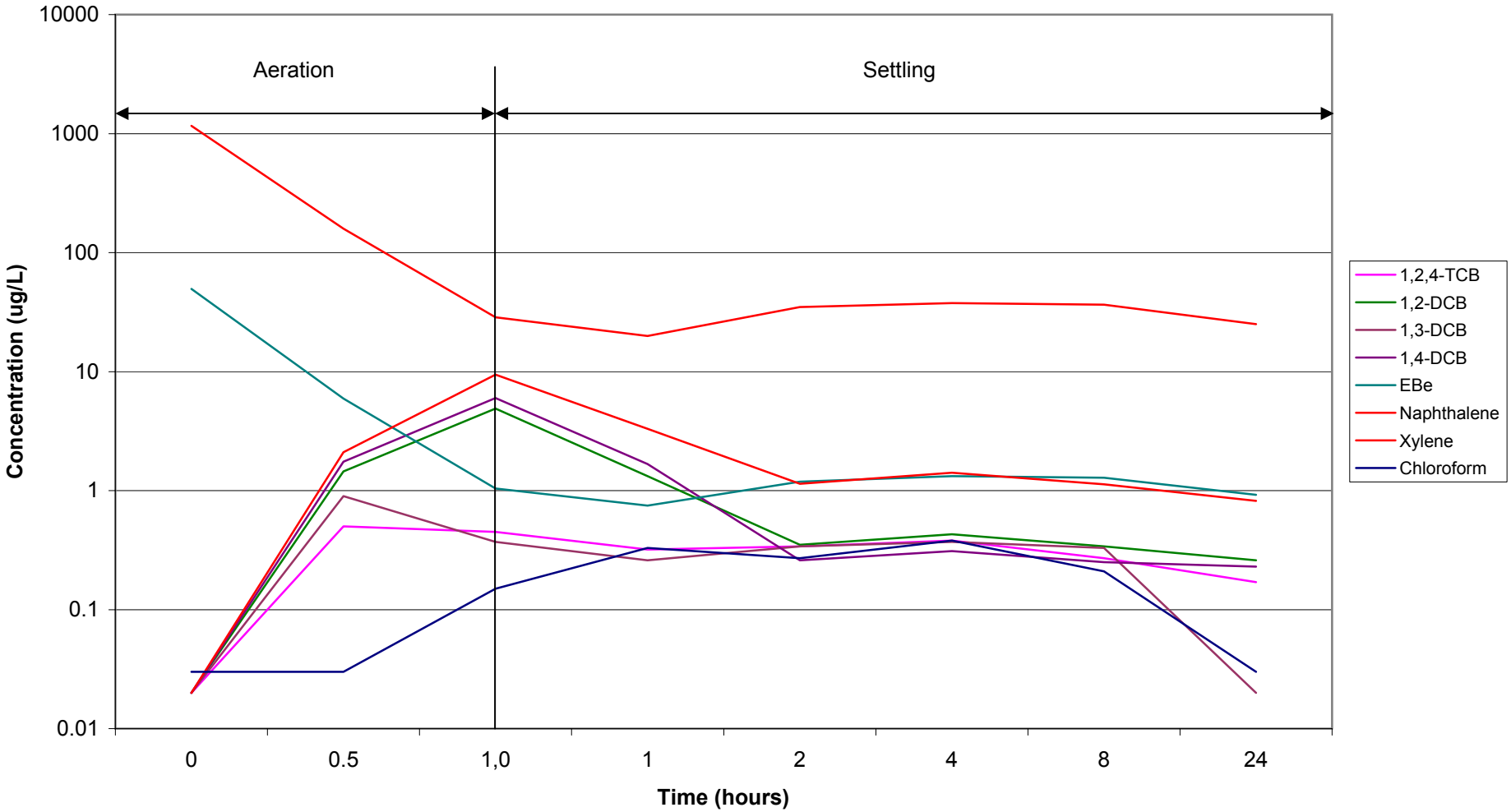

1,2,4-TCB; 1,2,4-Trichlorobenzene
1,2,4-TMB; 1,2,4-Trimethylbenzene
1,2-DCB; 1,2-Dichlorobenzene

1,3,5-TMB:1,3,5-Trimethylbenzene
1,4-DCB; 1,4-Dichlorobenzene
CBe; Chlorobenzene

IPB; Isopropylbenzene
sec-BB; sec-Butylbenzene

O'BRIEN & GERE

Figure 16b - EET Testing
SMU 4 - Site 40062F
Semi-Volatile Organic Compounds

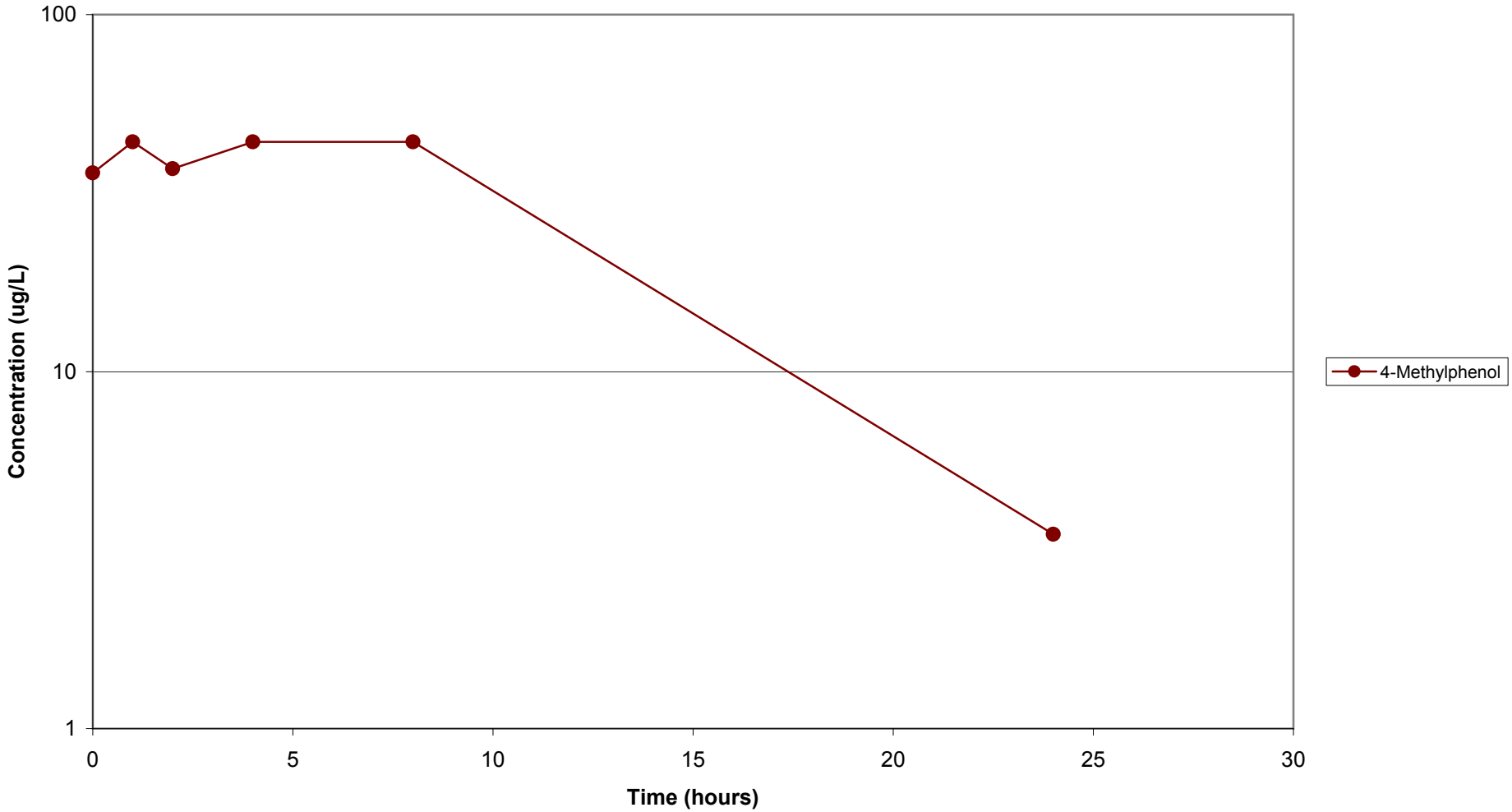

1,2,4-TCB; 1,2,4-Trichlorobenzene
1,2,4-TMB; 1,2,4-Trimethylbenzene
1,2-DCB; 1,2-Dichlorobenzene

1,3,5-TMB:1,3,5-Trimethylbenzene
1,4-DCB; 1,4-Dichlorobenzene
CBe; Chlorobenzene

IPB; Isopropylbenzene
sec-BB; sec-Butylbenzene

O'BRIEN & GERE

Figure 16c - EET Testing
SMU 4 - Site 40062F
Mercury

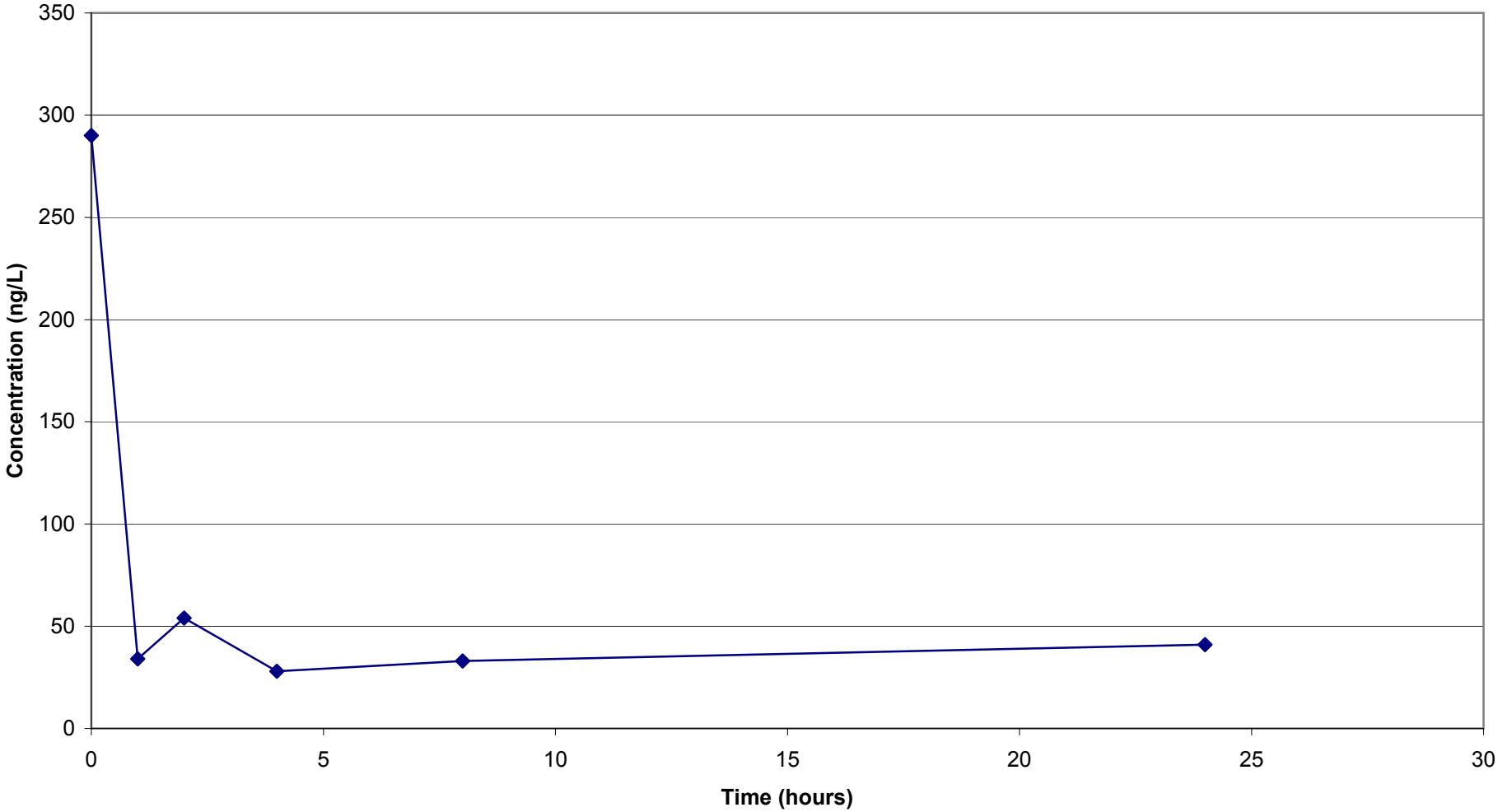

1,2,4-TCB; 1,2,4-Trichlorobenzene
1,2,4-TMB; 1,2,4-Trimethylbenzene
1,2-DCB; 1,2-Dichlorobenzene

1,3,5-TMB:1,3,5-Trimethylbenzene
1,4-DCB; 1,4-Dichlorobenzene
CBe; Chlorobenzene

IPB; Isopropylbenzene
sec-BB; sec-Butylbenzene

O'BRIEN & GERE

Figure 16d - EET Testing
SMU 4 - Site 40062F
Ammonia

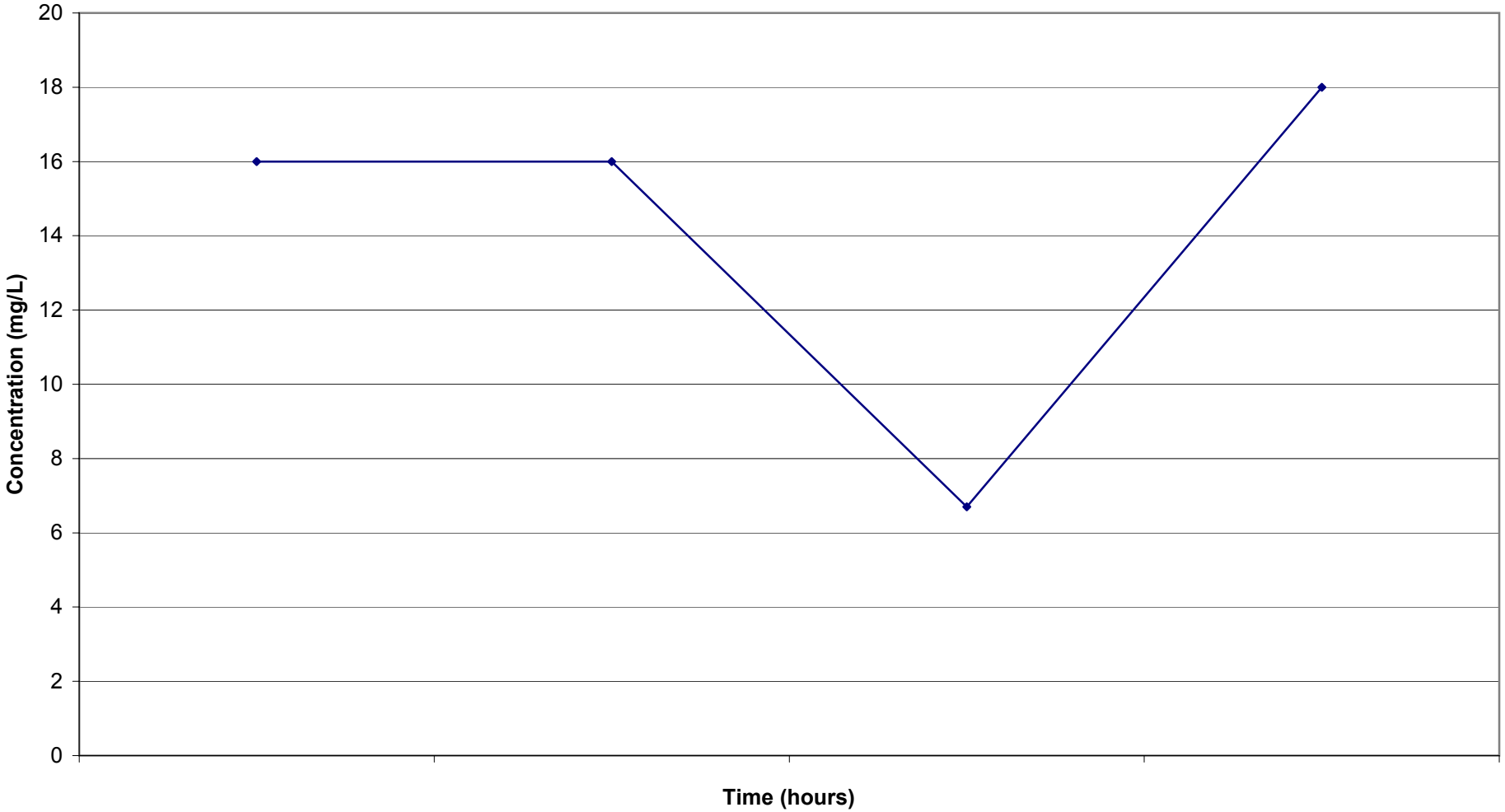

1,2,4-TCB; 1,2,4-Trichlorobenzene
1,2,4-TMB; 1,2,4-Trimethylbenzene
1,2-DCB; 1,2-Dichlorobenzene

1,3,5-TMB:1,3,5-Trimethylbenzene
1,4-DCB; 1,4-Dichlorobenzene
CBe; Chlorobenzene

IPB; Isopropylbenzene
sec-BB; sec-Butylbenzene

O'BRIEN & GERE

Figure 17a - EET Testing
SMU 4 - Site 40063
Volatile Organic Compounds

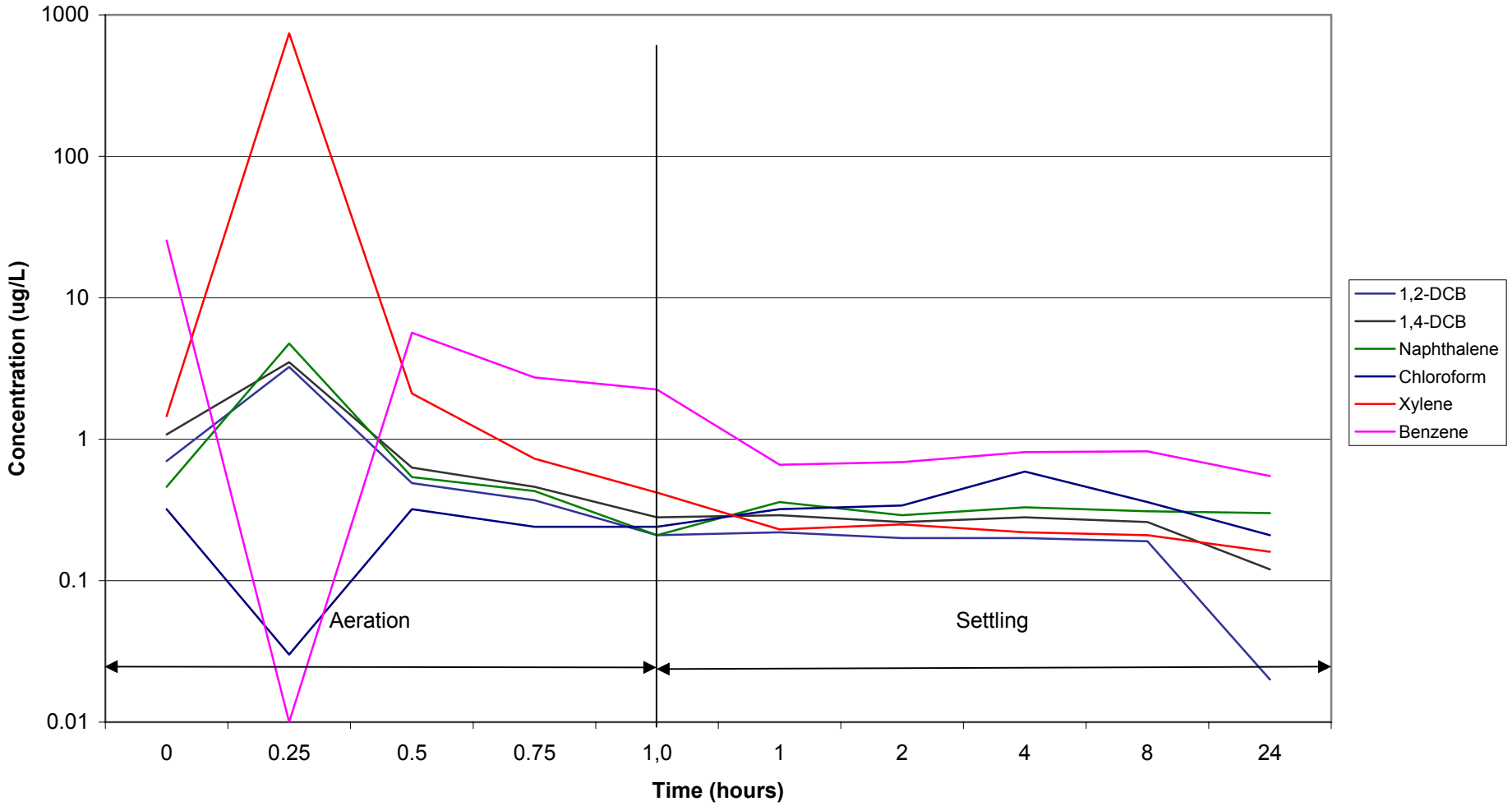

1,2,4-TCB; 1,2,4-Trichlorobenzene
1,2,4-TMB; 1,2,4-Trimethylbenzene
1,2-DCB; 1,2-Dichlorobenzene

1,3,5-TMB:1,3,5-Trimethylbenzene
1,4-DCB; 1,4-Dichlorobenzene
CBe; Chlorobenzene

IPB; Isopropylbenzene
sec-BB; sec-Butylbenzene

O'BRIEN & GERE

Figure 17b - EET Testing
SMU 4 - Site 40063
Semi-Volatile Organic Compounds

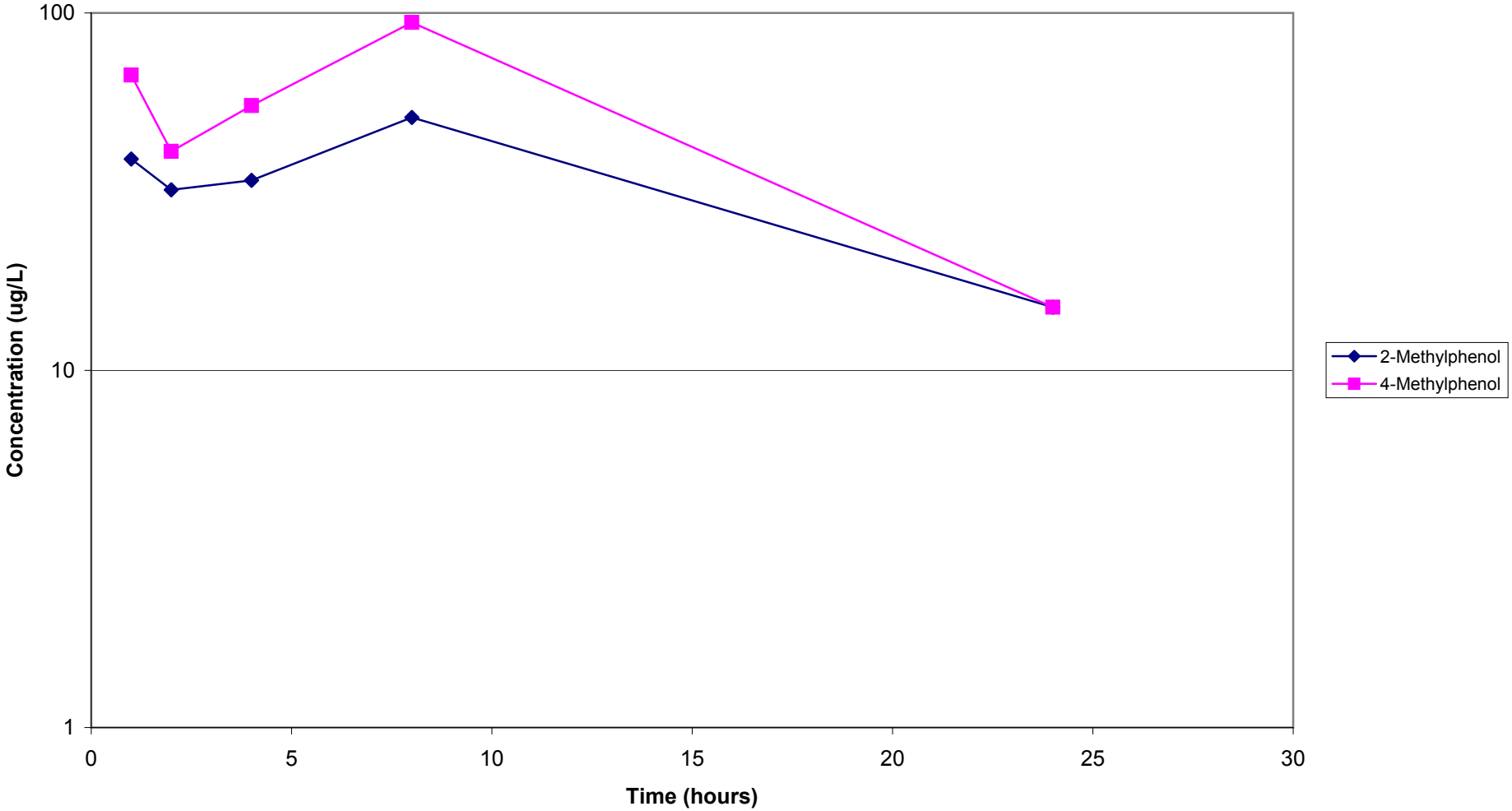

1,2,4-TCB; 1,2,4-Trichlorobenzene
1,2,4-TMB; 1,2,4-Trimethylbenzene
1,2-DCB; 1,2-Dichlorobenzene

1,3,5-TMB:1,3,5-Trimethylbenzene
1,4-DCB; 1,4-Dichlorobenzene
CBe; Chlorobenzene

IPB; Isopropylbenzene
sec-BB; sec-Butylbenzene

O'BRIEN & GERE

Figure 16c - EET Testing
SMU 4 - Site 40063
Mercury/Total Suspended Solids

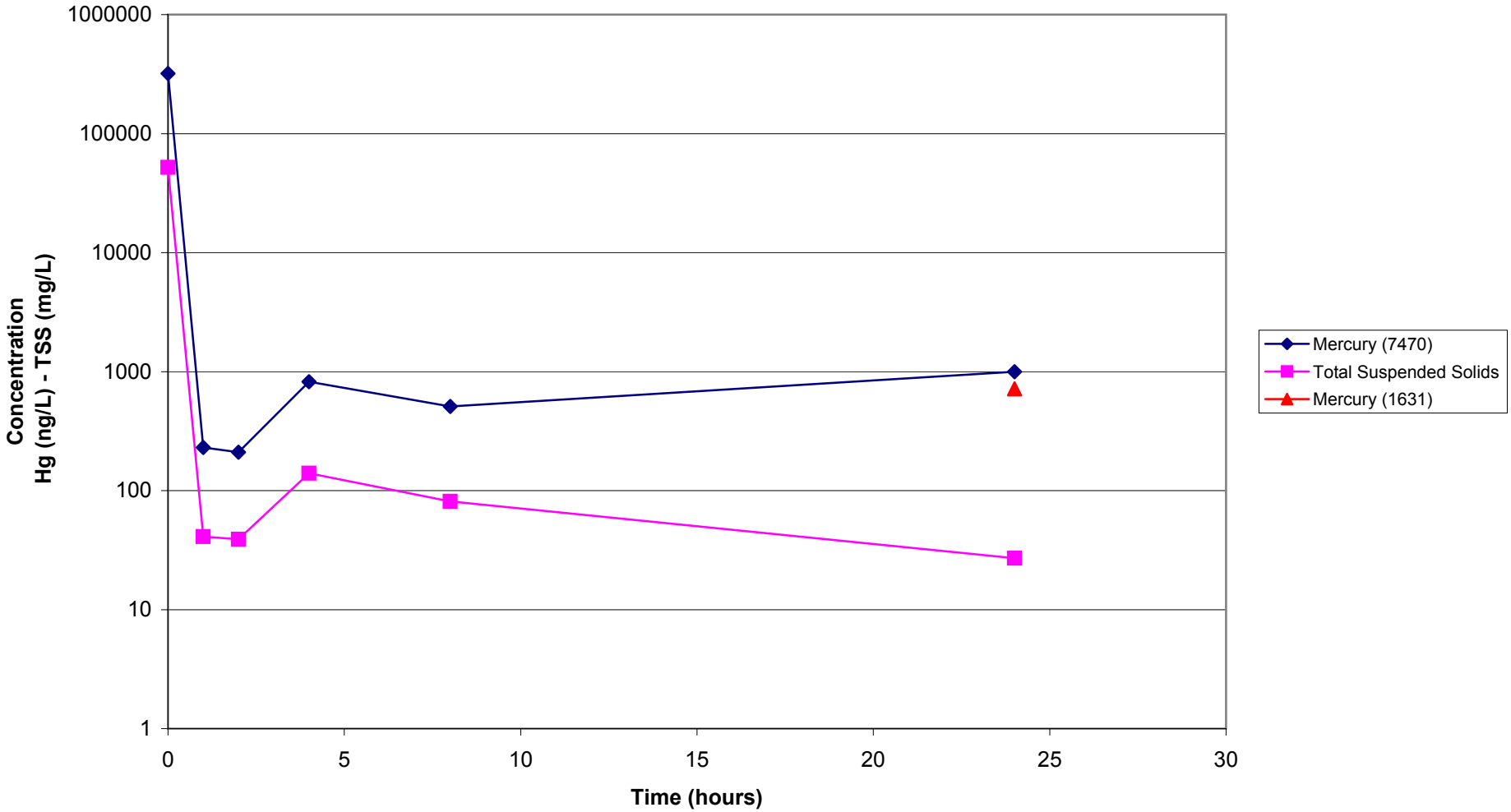

1,2,4-TCB; 1,2,4-Trichlorobenzene
1,2,4-TMB; 1,2,4-Trimethylbenzene
1,2-DCB; 1,2-Dichlorobenzene

1,3,5-TMB:1,3,5-Trimethylbenzene
1,4-DCB; 1,4-Dichlorobenzene
CBe; Chlorobenzene

IPB; Isopropylbenzene
sec-BB; sec-Butylbenzene

O'BRIEN & GERE

Figure 16d - EET Testing
SMU 4 - Site 40063
Ammonia

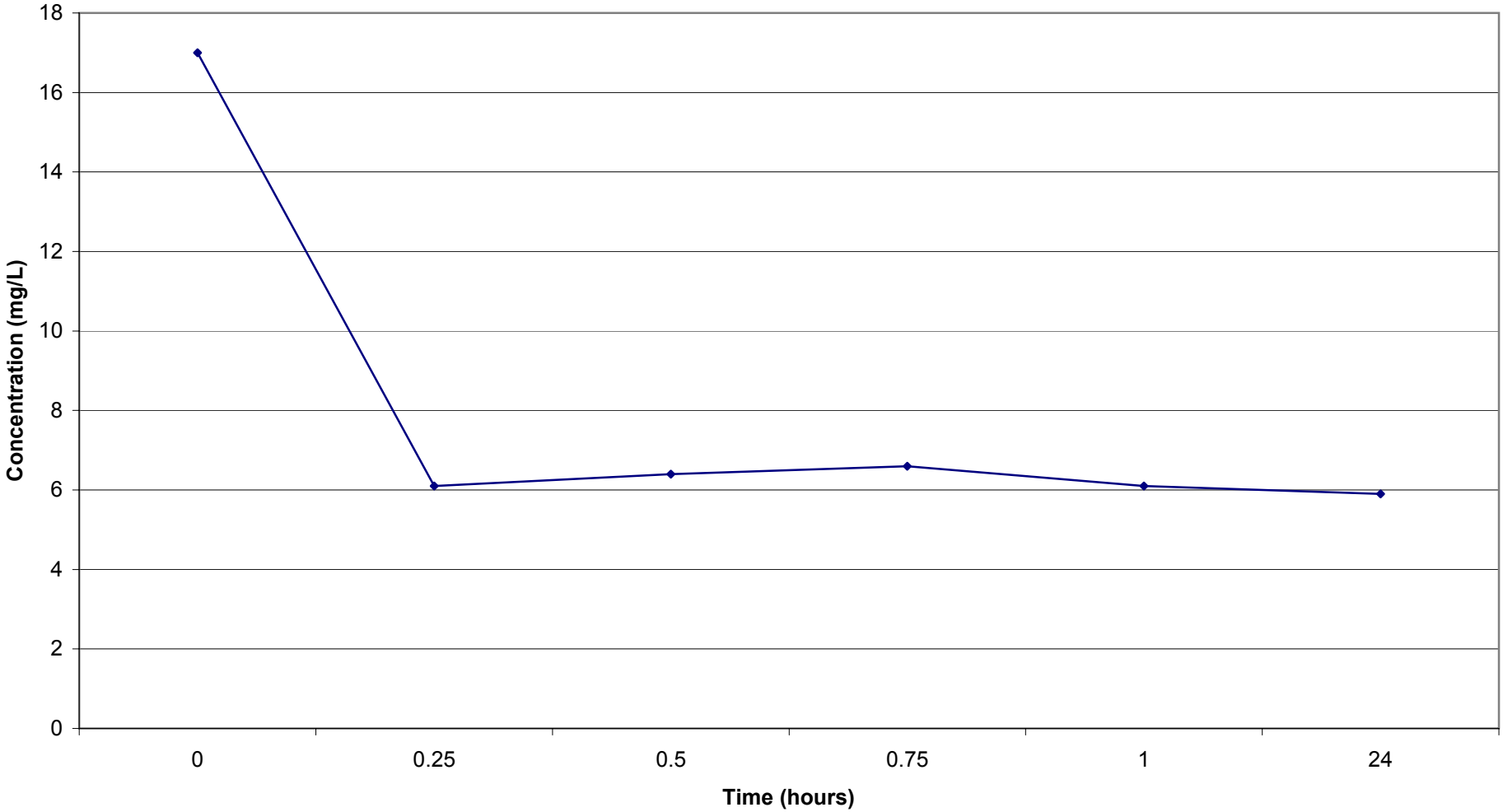

1,2,4-TCB; 1,2,4-Trichlorobenzene
1,2,4-TMB; 1,2,4-Trimethylbenzene
1,2-DCB; 1,2-Dichlorobenzene

1,3,5-TMB:1,3,5-Trimethylbenzene
1,4-DCB; 1,4-Dichlorobenzene
CBe; Chlorobenzene

IPB; Isopropylbenzene
sec-BB; sec-Butylbenzene

O'BRIEN & GERE

Figure 18a - EET Testing
SMU 4 - site 40063F
Volatile Organic Compounds

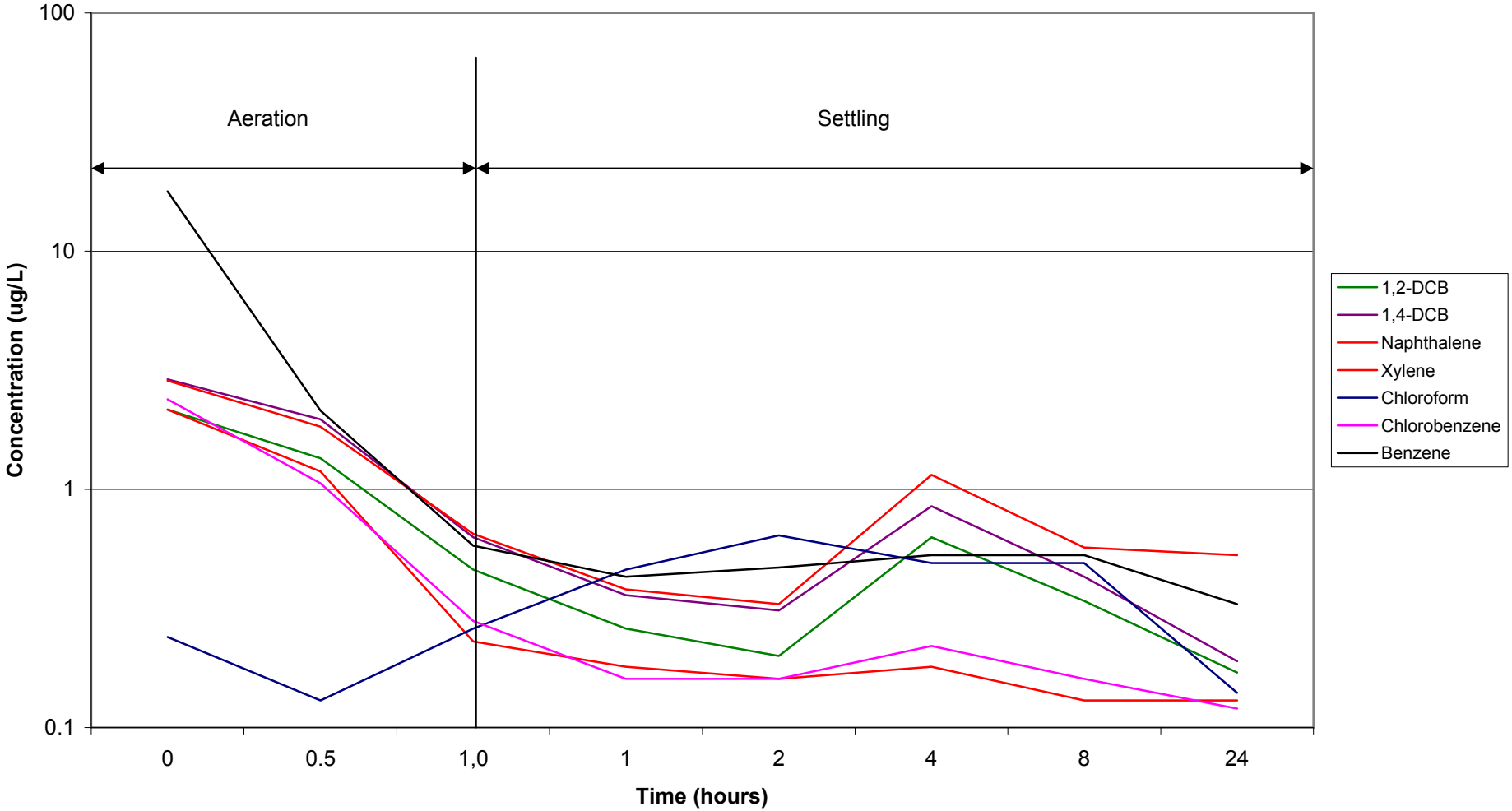

1,2,4-TCB; 1,2,4-Trichlorobenzene
1,2,4-TMB; 1,2,4-Trimethylbenzene
1,2-DCB; 1,2-Dichlorobenzene

1,3,5-TMB:1,3,5-Trimethylbenzene
1,4-DCB; 1,4-Dichlorobenzene
CBe; Chlorobenzene

IPB; Isopropylbenzene
sec-BB; sec-Butylbenzene

O'BRIEN & GERE

Figure 18b - EET Testing
SMU 4 - Site 40063F
Semi-Volatile Organic Compounds

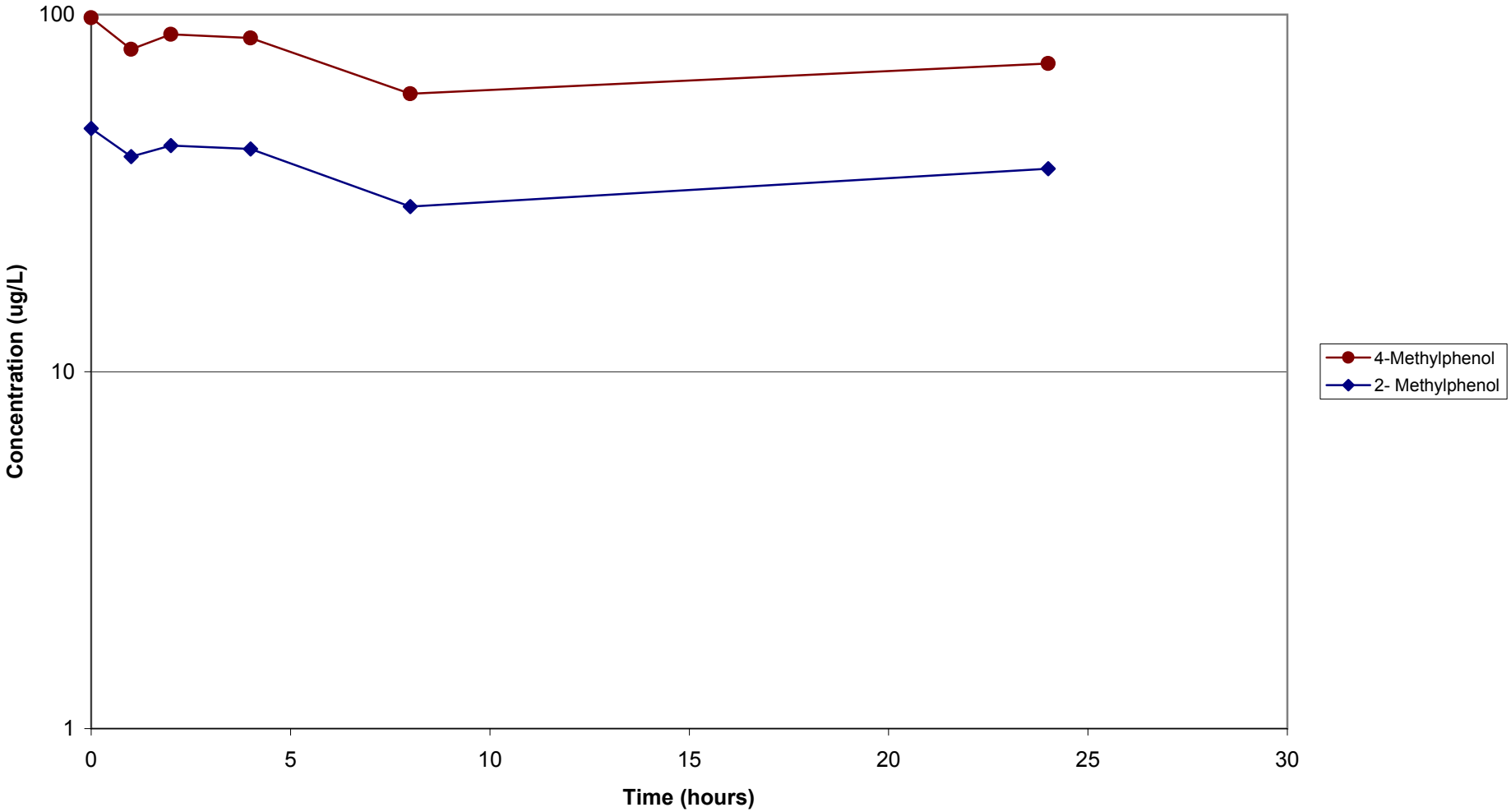

1,2,4-TCB; 1,2,4-Trichlorobenzene
1,2,4-TMB; 1,2,4-Trimethylbenzene
1,2-DCB; 1,2-Dichlorobenzene

1,3,5-TMB:1,3,5-Trimethylbenzene
1,4-DCB; 1,4-Dichlorobenzene
CBe; Chlorobenzene

IPB; Isopropylbenzene
sec-BB; sec-Butylbenzene

O'BRIEN & GERE

Figure 18c - EET Testing
SMU 4 - Site 40063F
Mercury

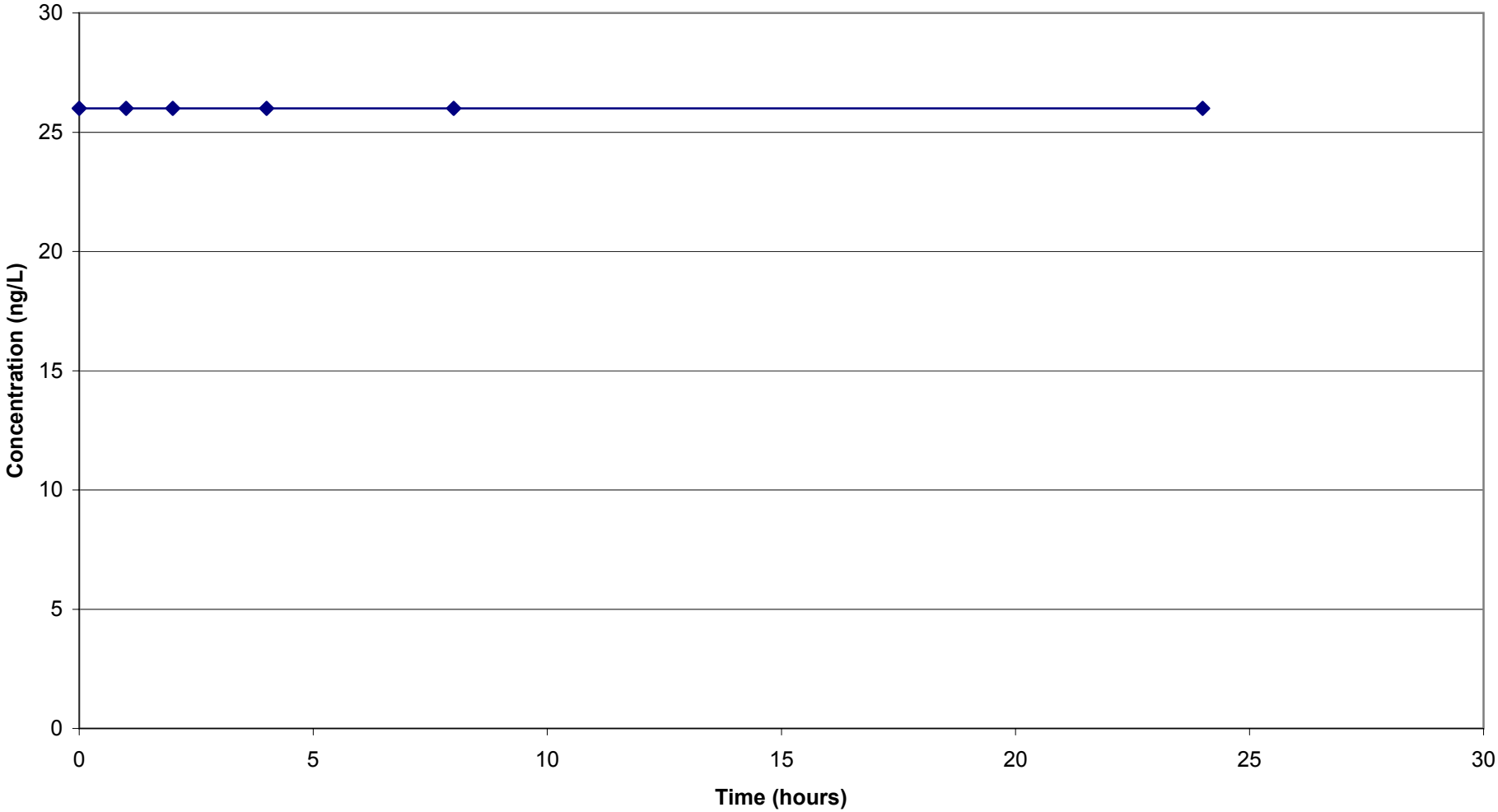

1,2,4-TCB; 1,2,4-Trichlorobenzene
1,2,4-TMB; 1,2,4-Trimethylbenzene
1,2-DCB; 1,2-Dichlorobenzene

1,3,5-TMB:1,3,5-Trimethylbenzene
1,4-DCB; 1,4-Dichlorobenzene
CBe; Chlorobenzene

IPB; Isopropylbenzene
sec-BB; sec-Butylbenzene

O'BRIEN & GERE

Figure 18d - EET Testing
SMU 4 - Site 40063F
Ammonia

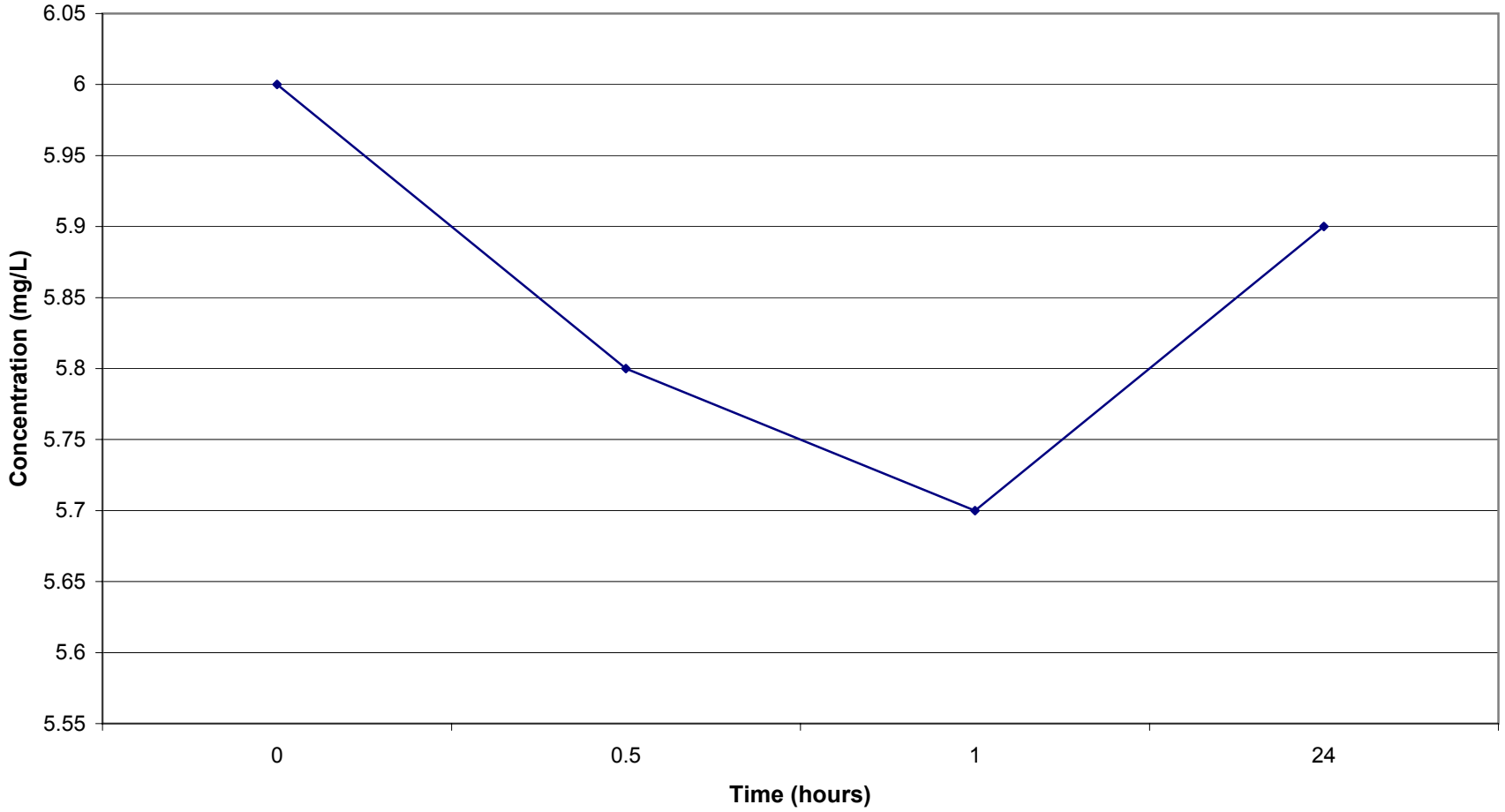

1,2,4-TCB; 1,2,4-Trichlorobenzene
1,2,4-TMB; 1,2,4-Trimethylbenzene
1,2-DCB; 1,2-Dichlorobenzene

1,3,5-TMB:1,3,5-Trimethylbenzene
1,4-DCB; 1,4-Dichlorobenzene
CBe; Chlorobenzene

IPB; Isopropylbenzene
sec-BB; sec-Butylbenzene

O'BRIEN & GERE

Figure 19a - EET Testing
SMU 6 - Site 60098
Volatile Organic Compounds

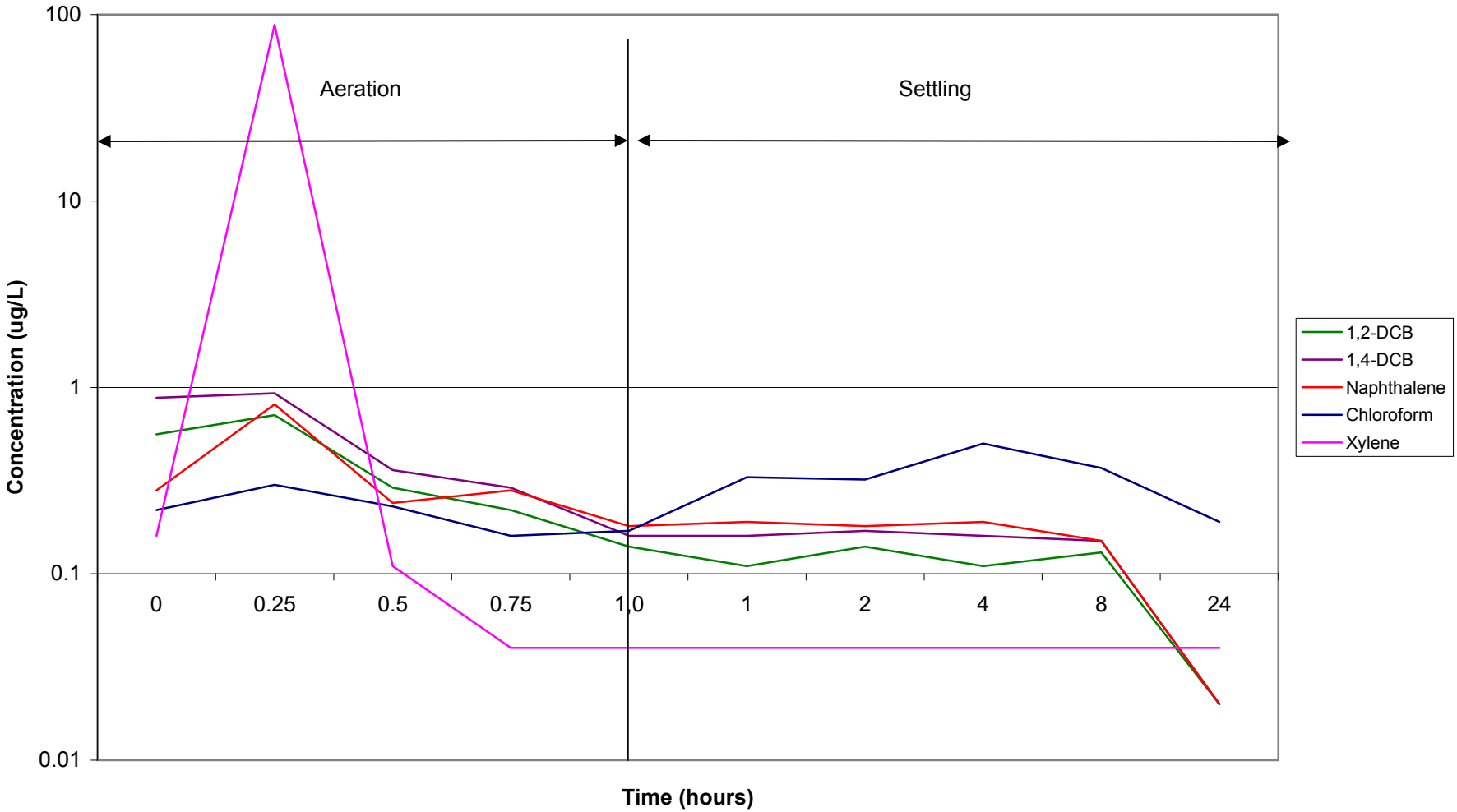

O'BRIEN & GERE

Figure 19c - EET Testing
SMU 6 - Site 60098
Mercury/Total Suspended Solids

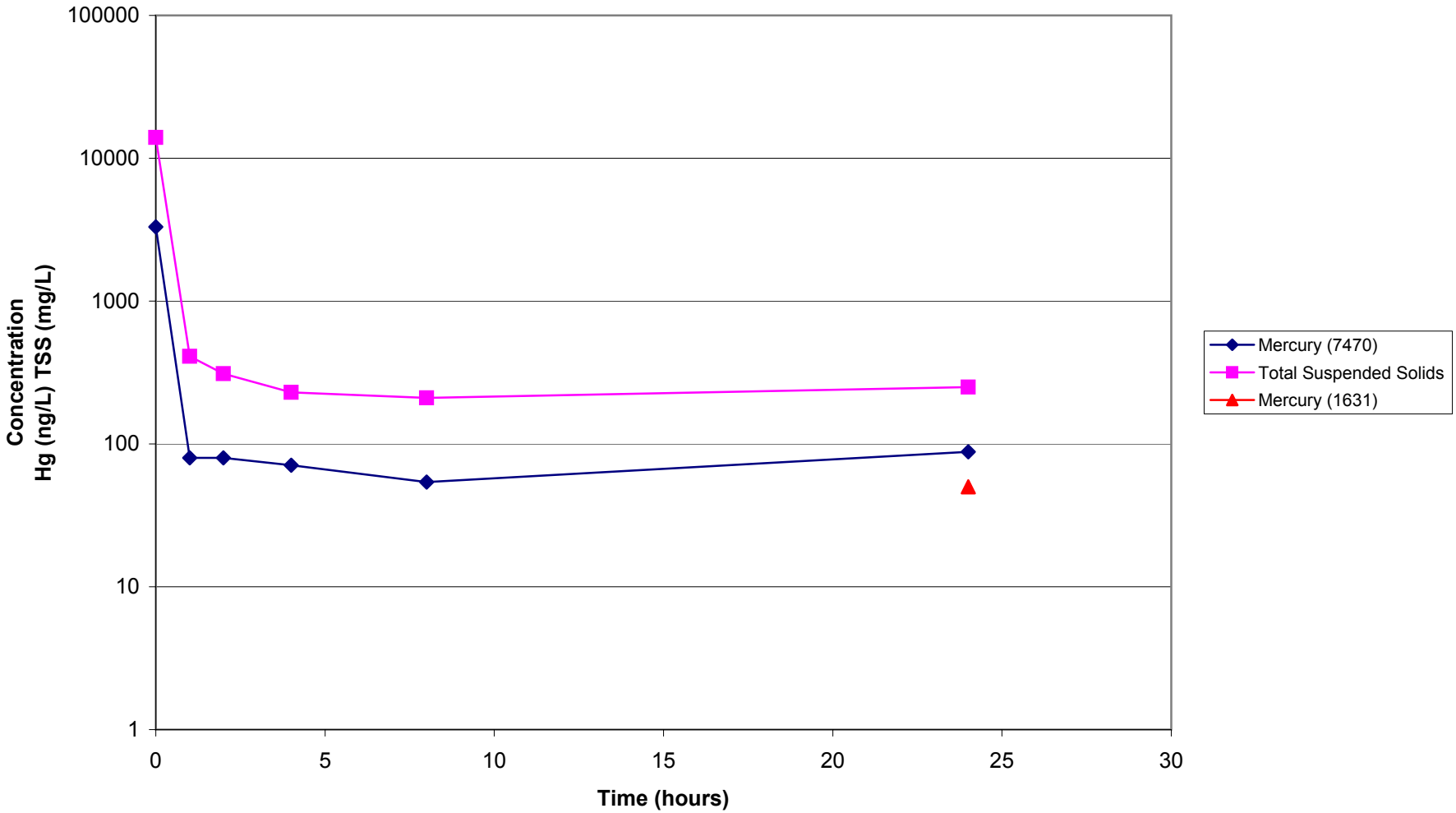

O'BRIEN & GERE

Figure 19d - EET Testing
SMU 6 - Site 60098
Ammonia

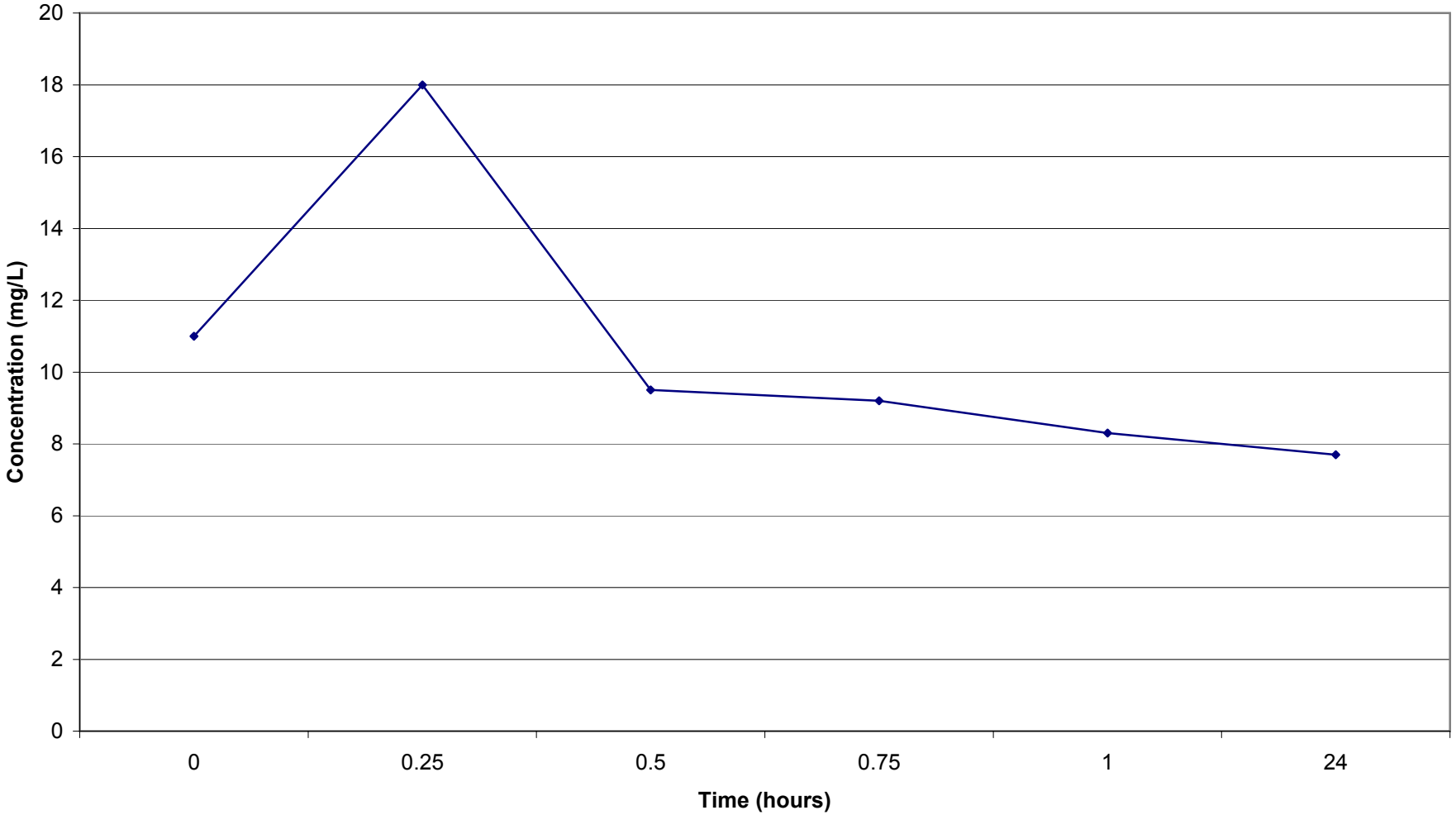

O'BRIEN & GERE

Figure 20a - EET Testing
SMU 6 - site 60098F
Volatile Organic Compounds

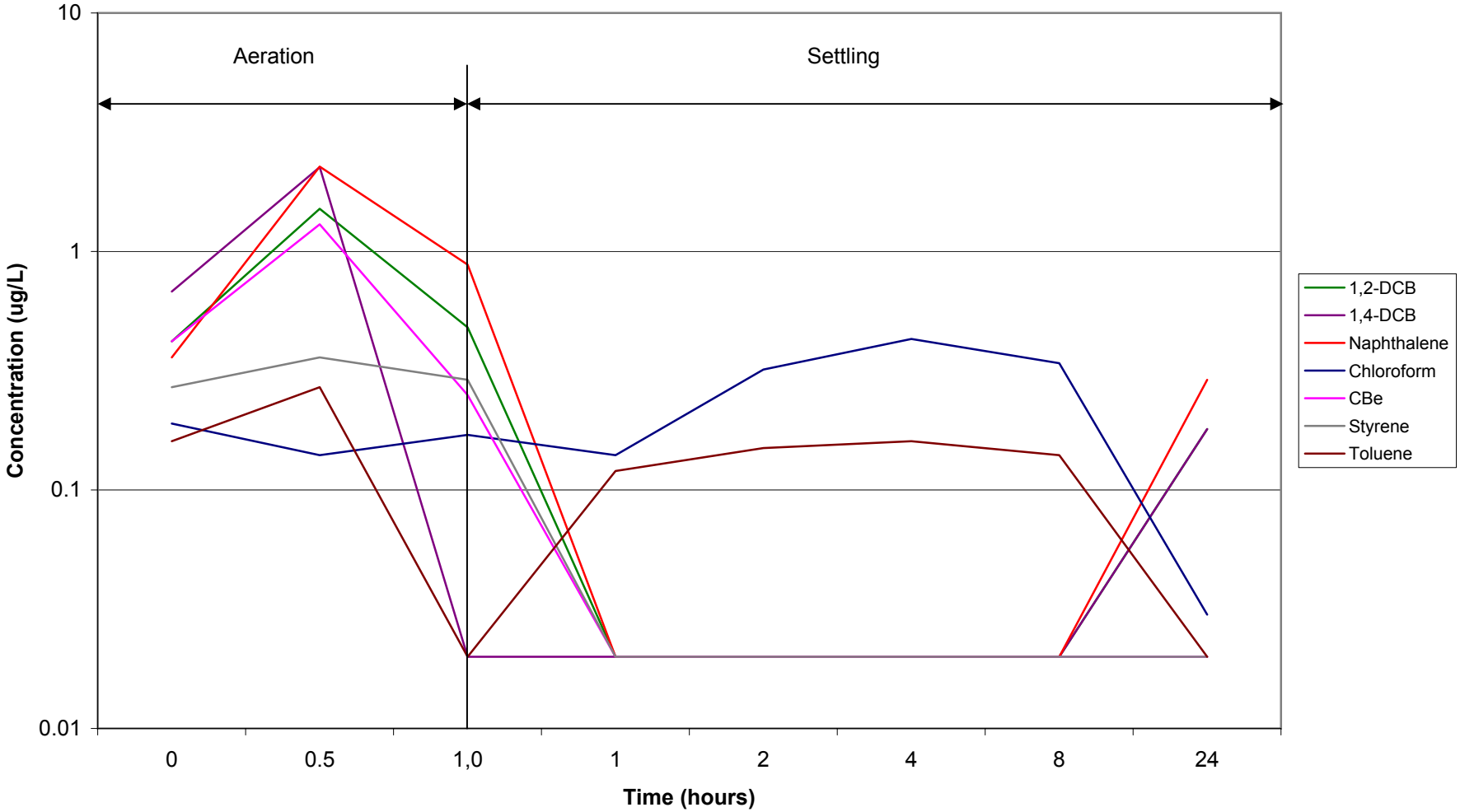

O'BRIEN & GERE

Figure 20c - EET Testing
SMU 6 - Site 60098F
Mercury

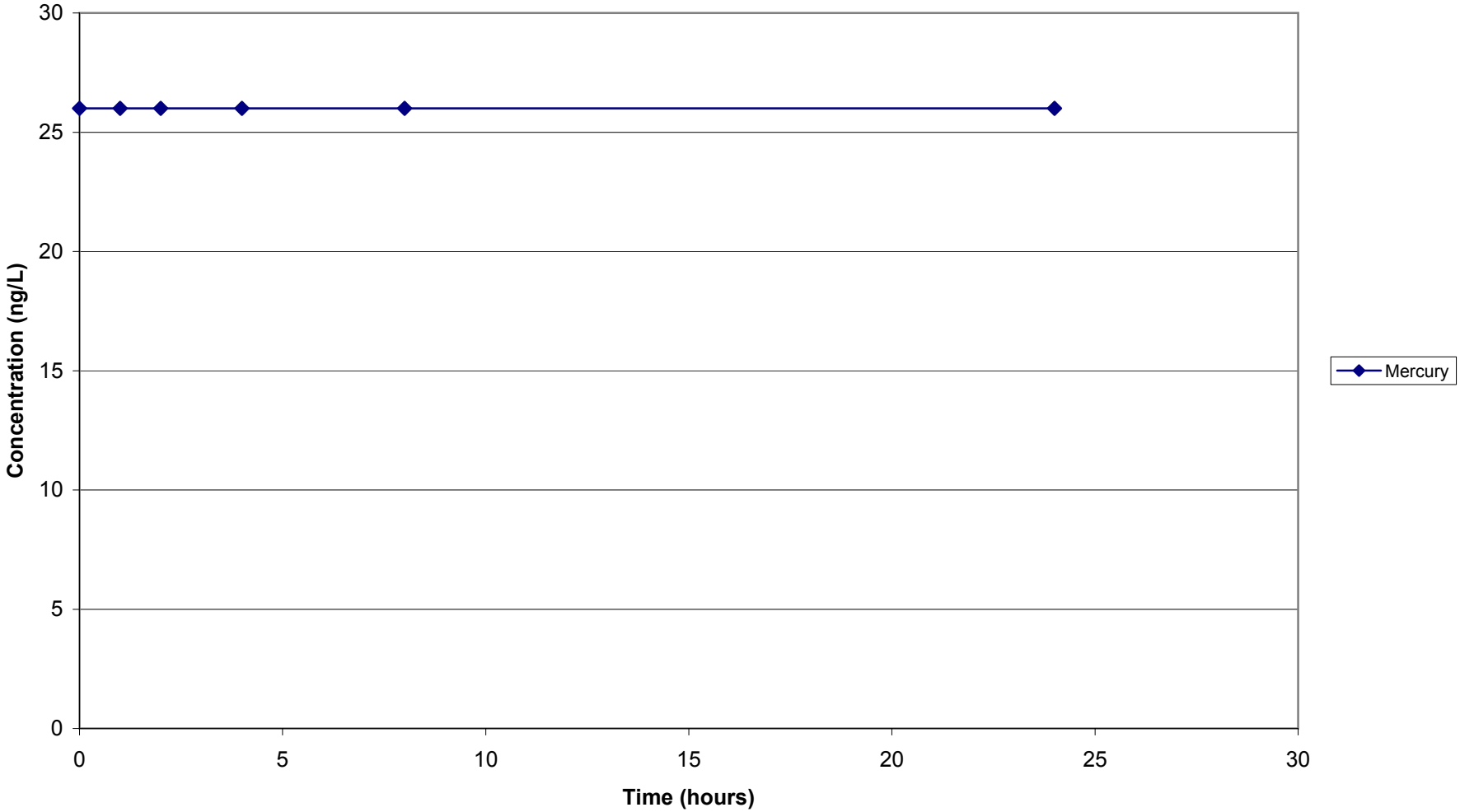

O'BRIEN & GERE

Figure 20d - EET Testing
SMU 6 - Site 60098F
Ammonia

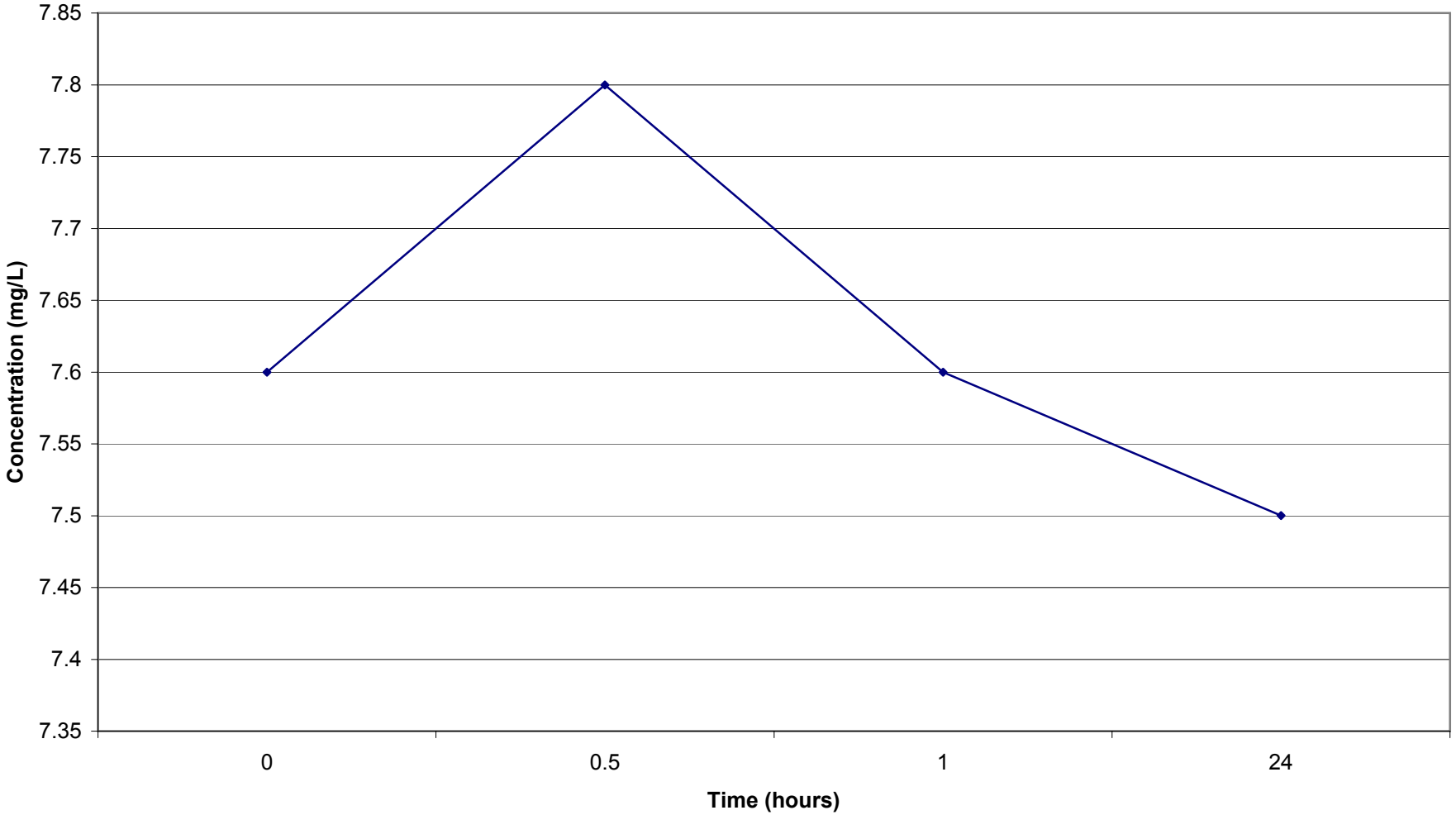

O'BRIEN & GERE

Figure 21a - EET Testing
SMU 6 - Site 60099
Volatile Organic Compounds

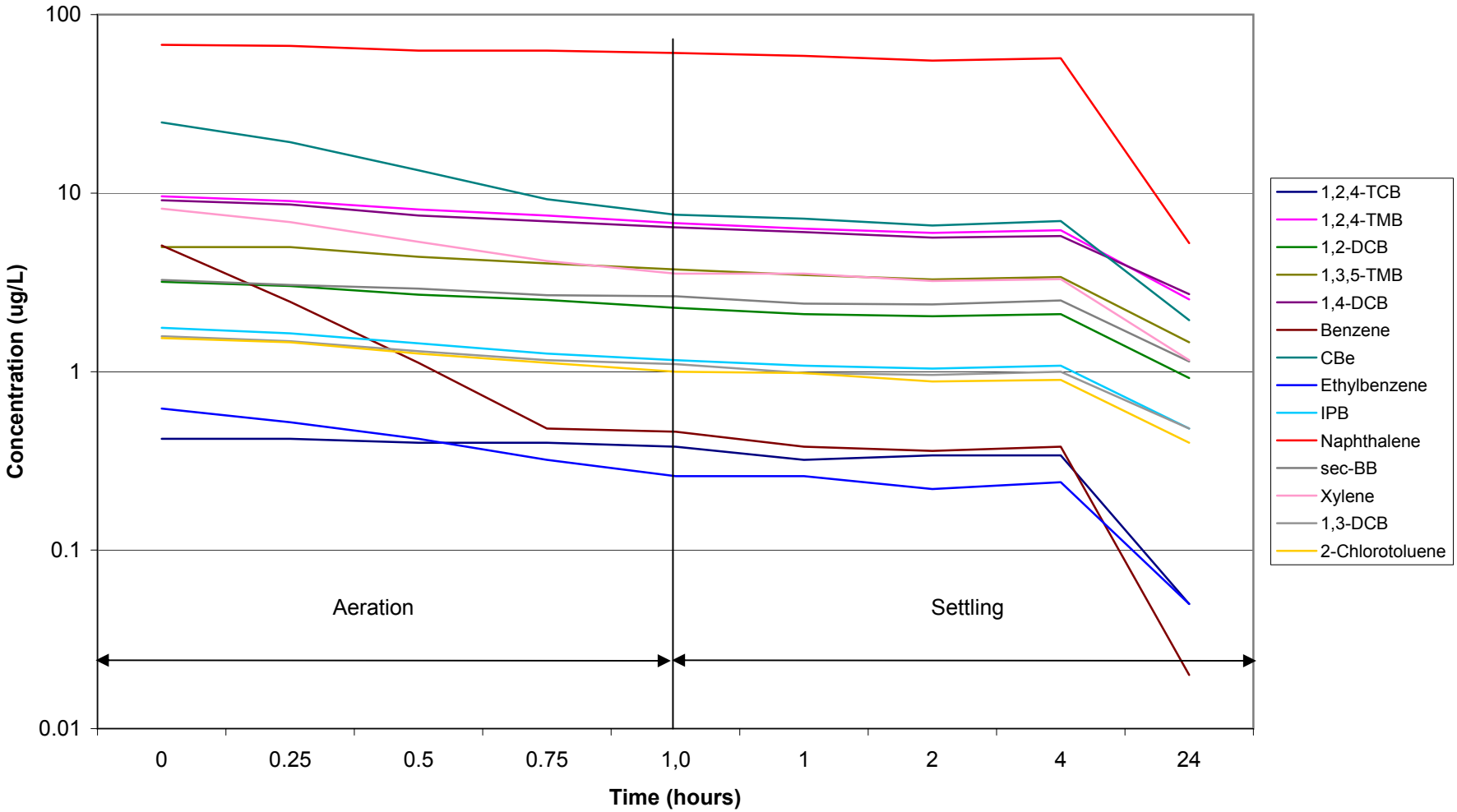

O'BRIEN & GERE

Figure 21b - EET Testing
SMU 6 - Site 60099
Semi-Volatile Organic Compounds

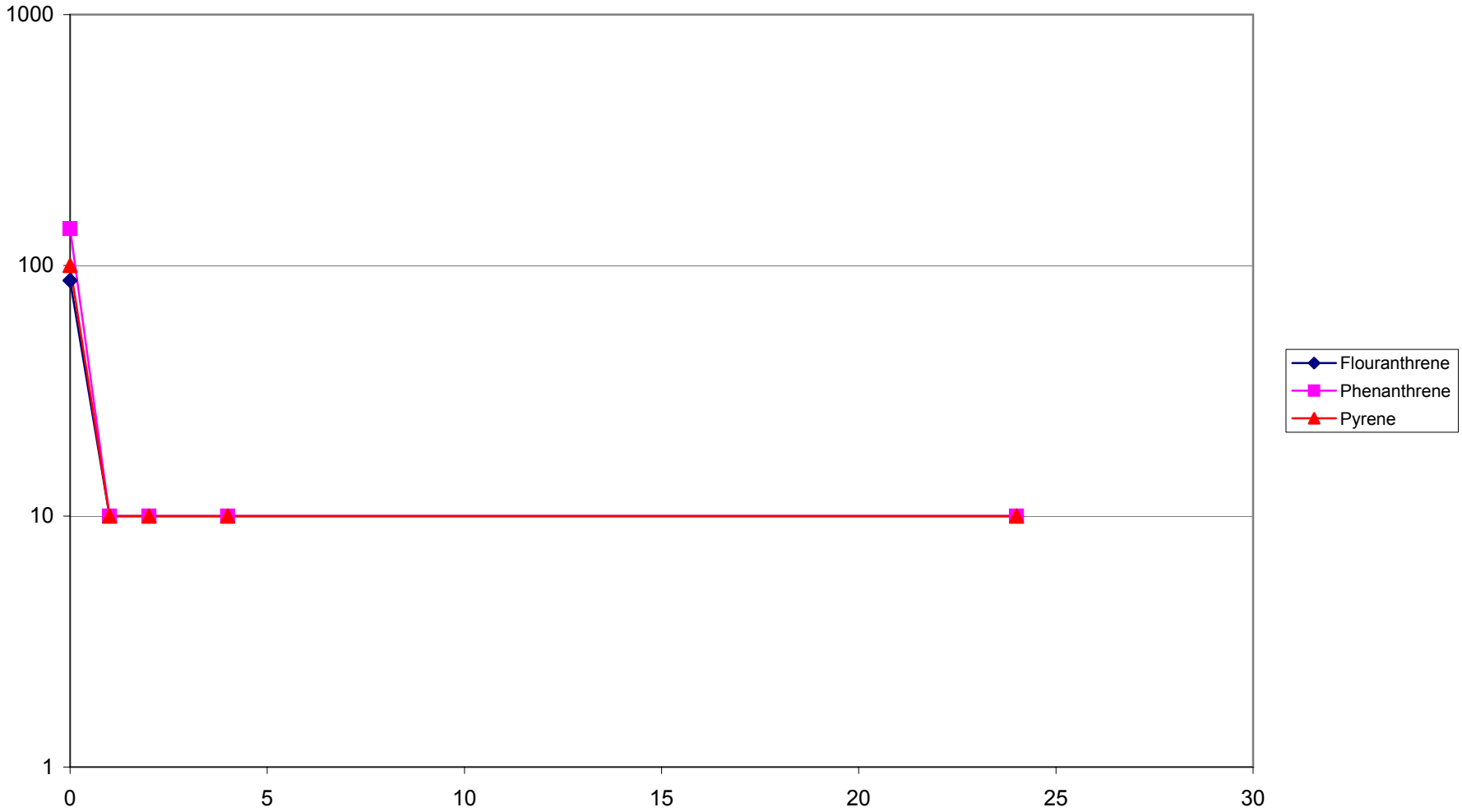

O'BRIEN & GERE

Figure 21c - EET Testing
SMU 6 - Site 60099
Mercury/Total Suspended Solids

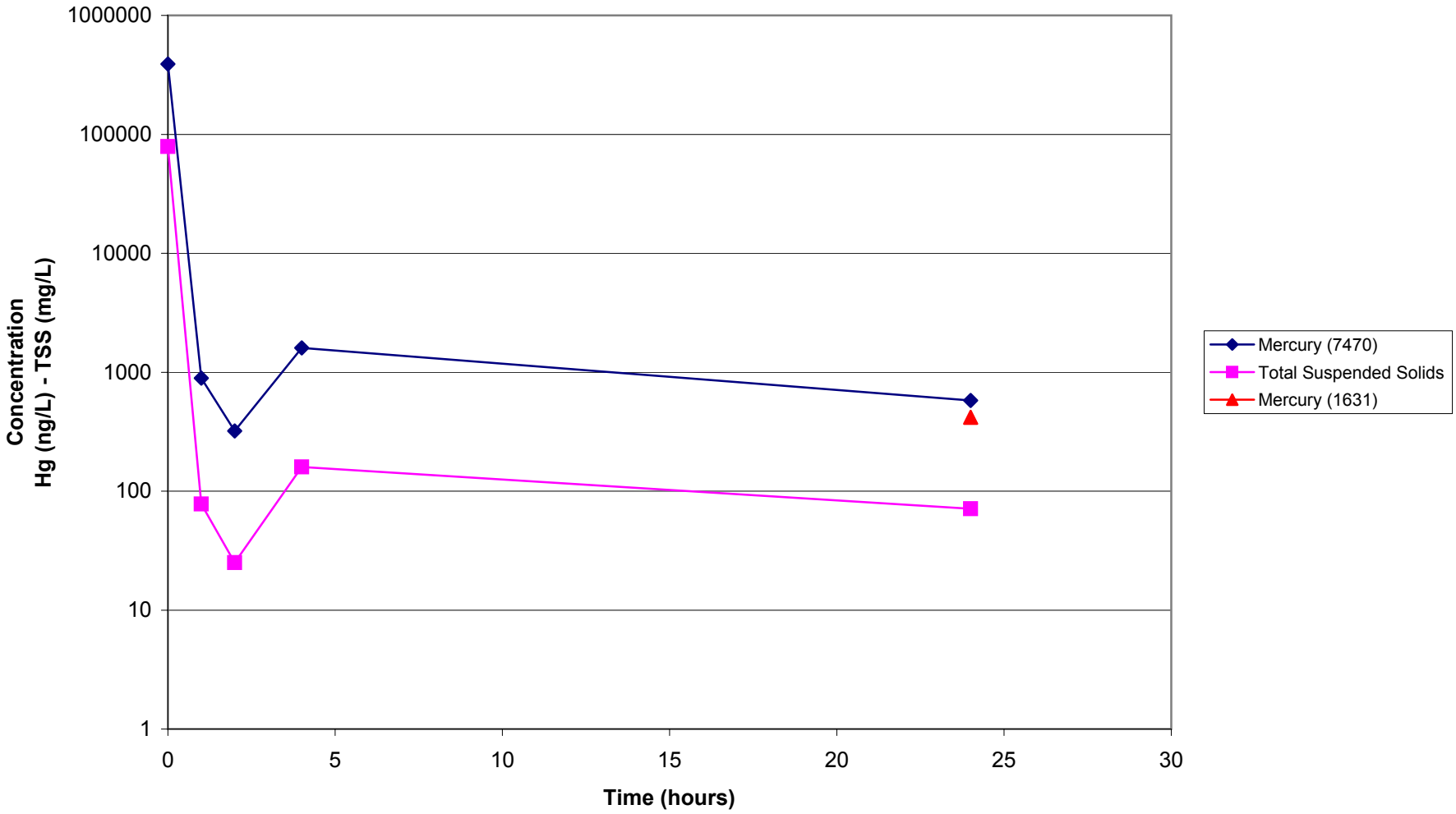

O'BRIEN & GERE

Figure 21d - EET Testing
SMU 6 - Site 60099
Ammonia

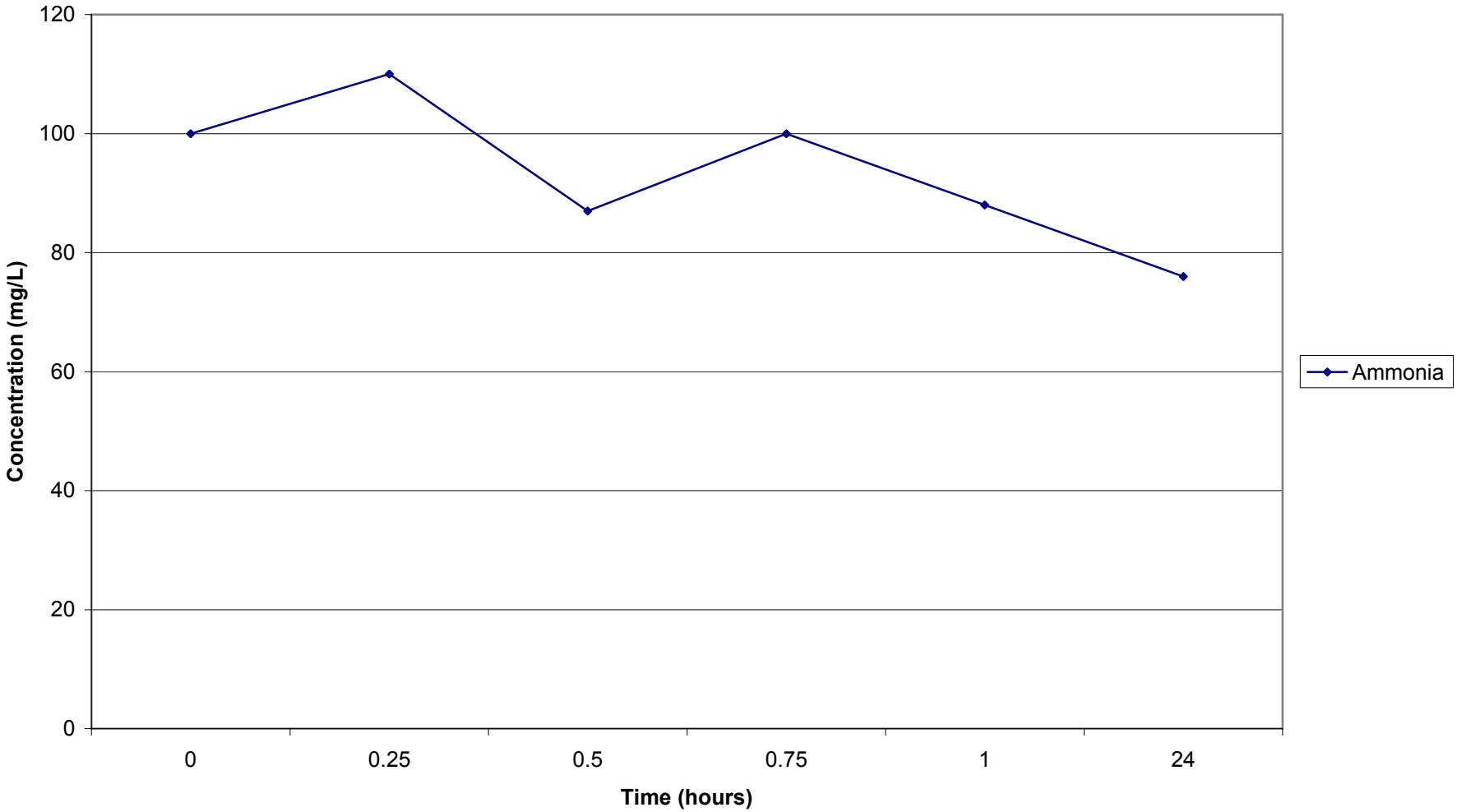

O'BRIEN & GERE

Figure 22a - EET Testing
SMU 6 - site 60099F
Volatile Organic Compounds

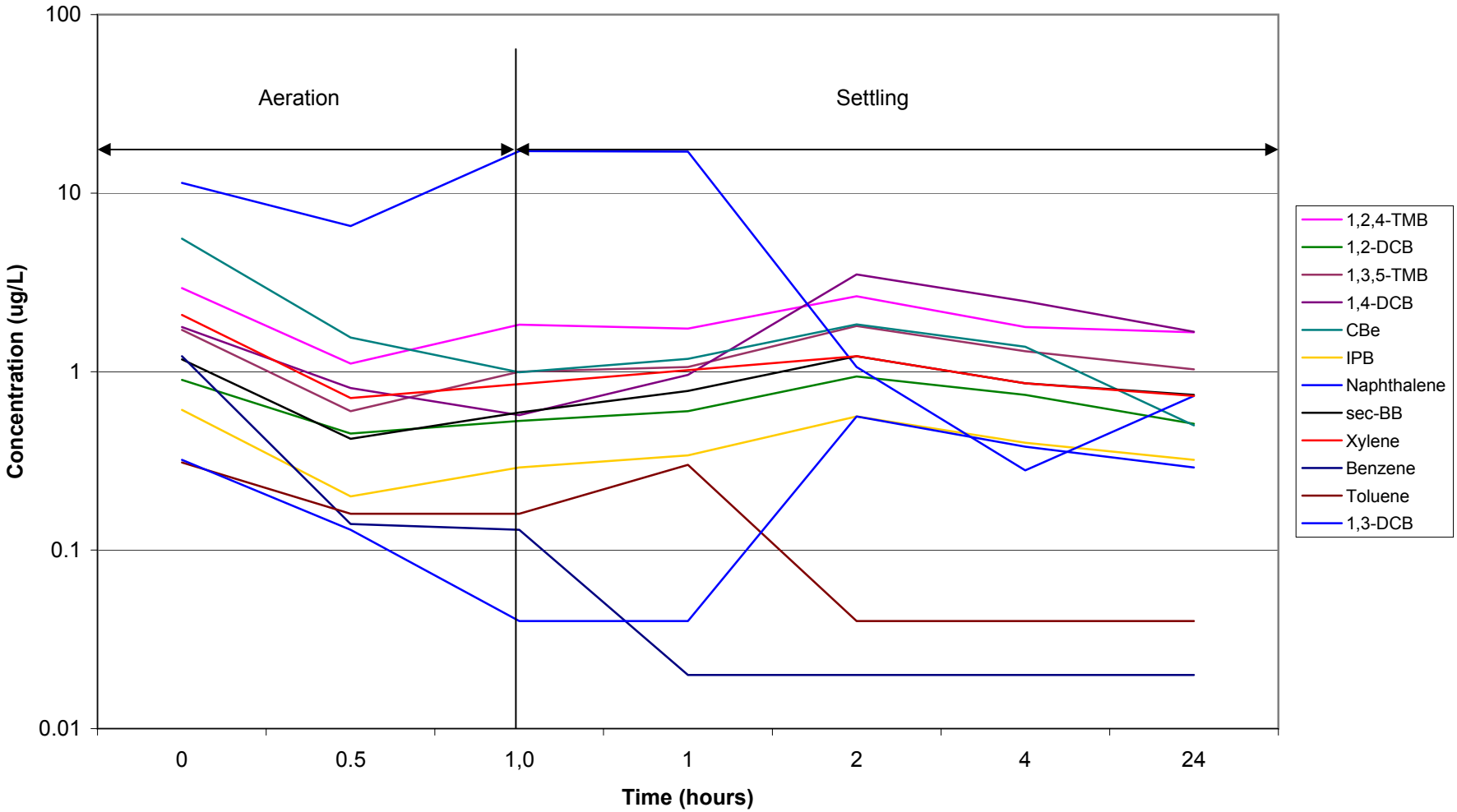

O'BRIEN & GERE

Figure 22c - EET Testing
SMU 6 - Site 60099F
Mercury

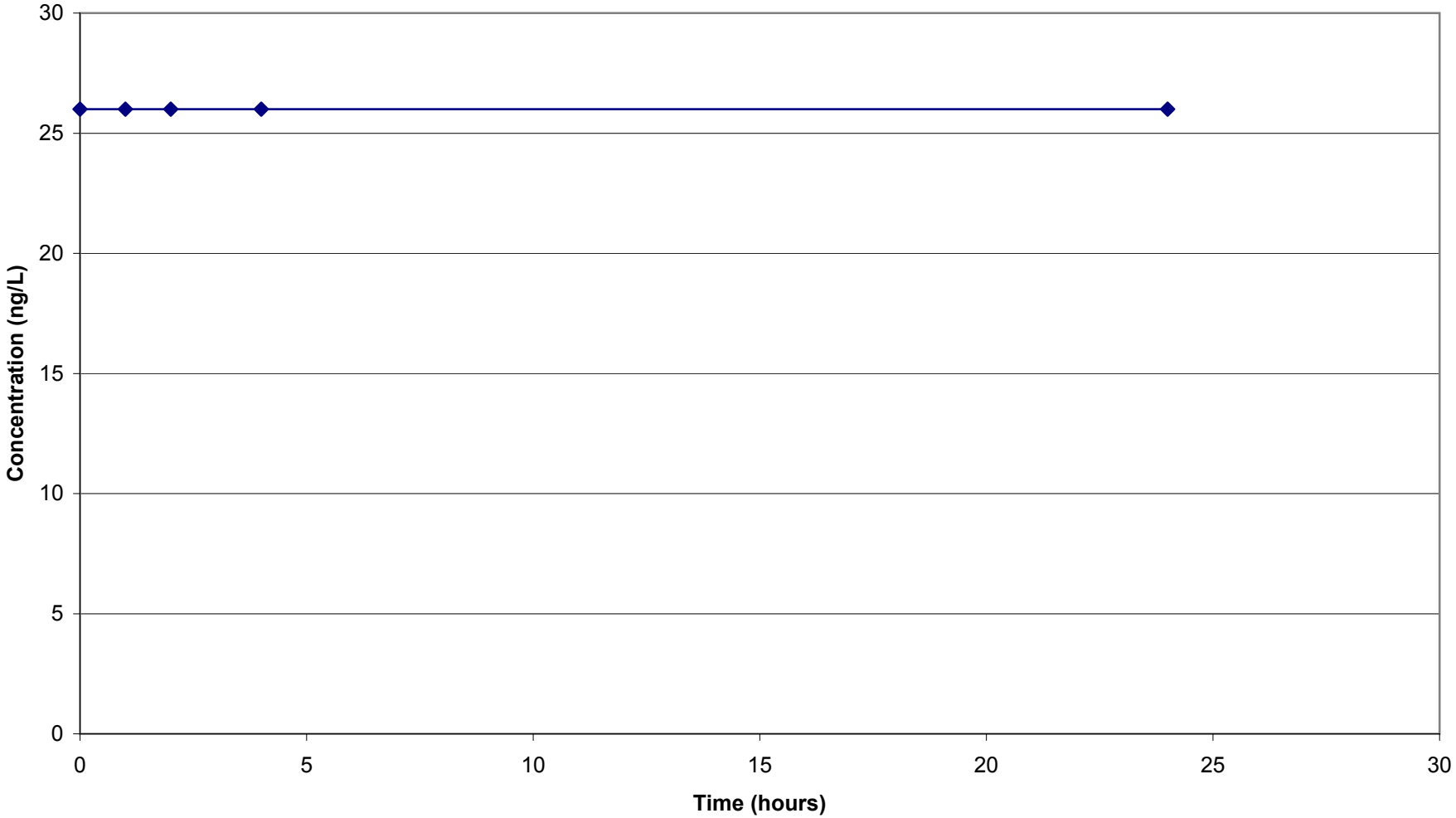

O'BRIEN & GERE

Figure 22d - EET Testing
SMU 6 - Site 60099F
Ammonia

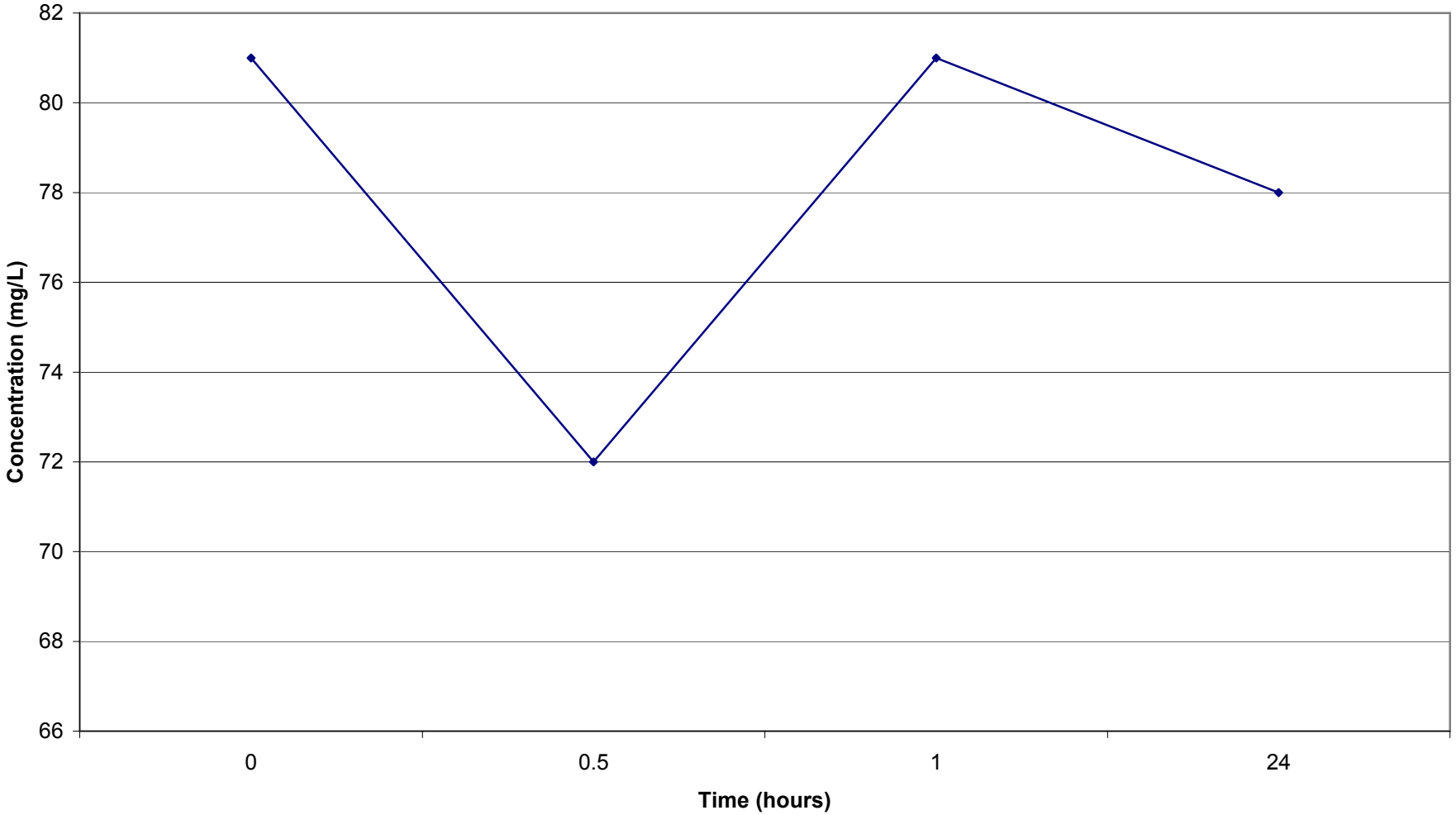

O'BRIEN & GERE

Figure 23a - EET Testing
SMU 6 - Site 60100
Volatile Organic Compounds

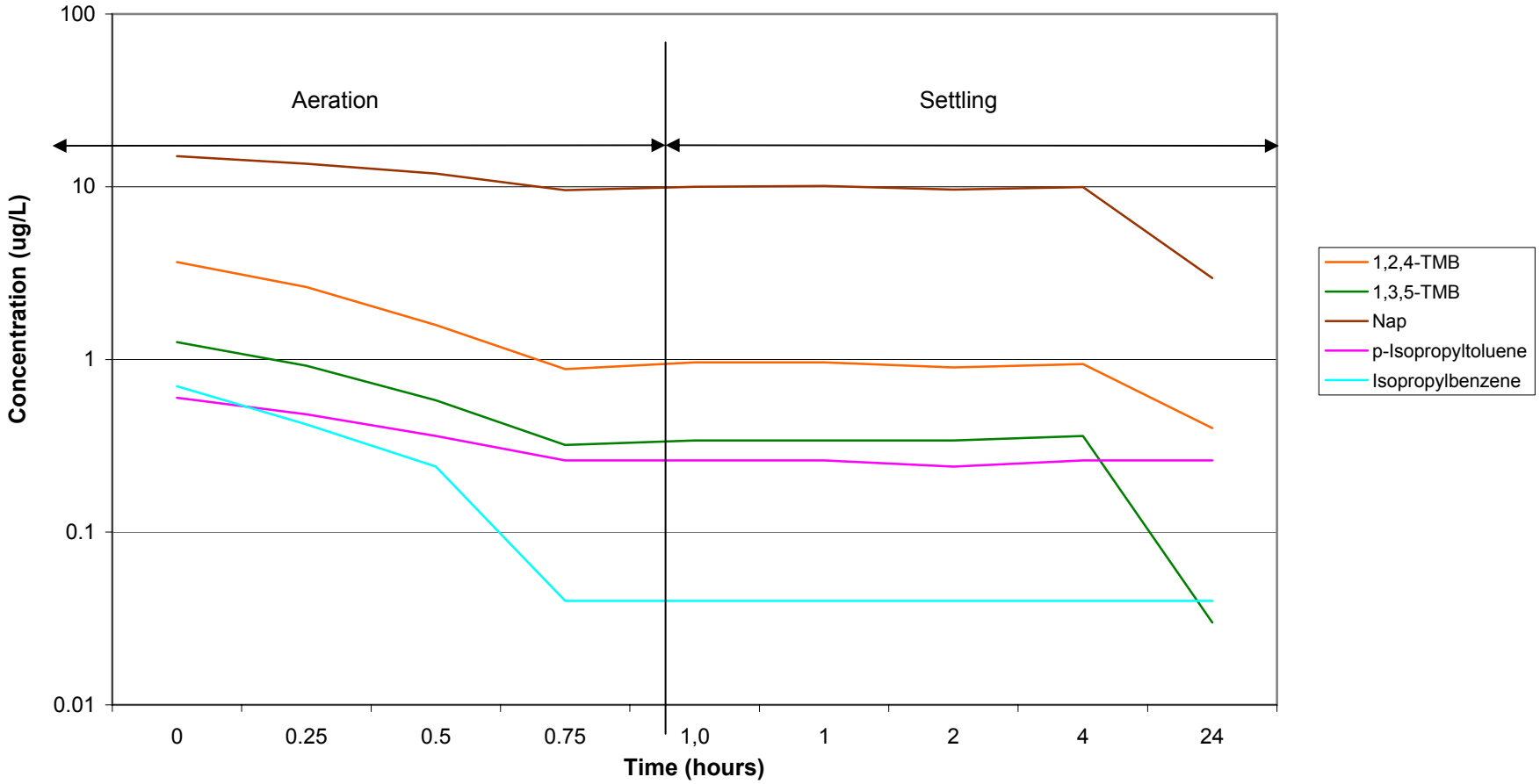

O'BRIEN & GERE

Figure 23c - EET Testing
SMU 6 - Site 60100
Mercury/Total Suspended Solids

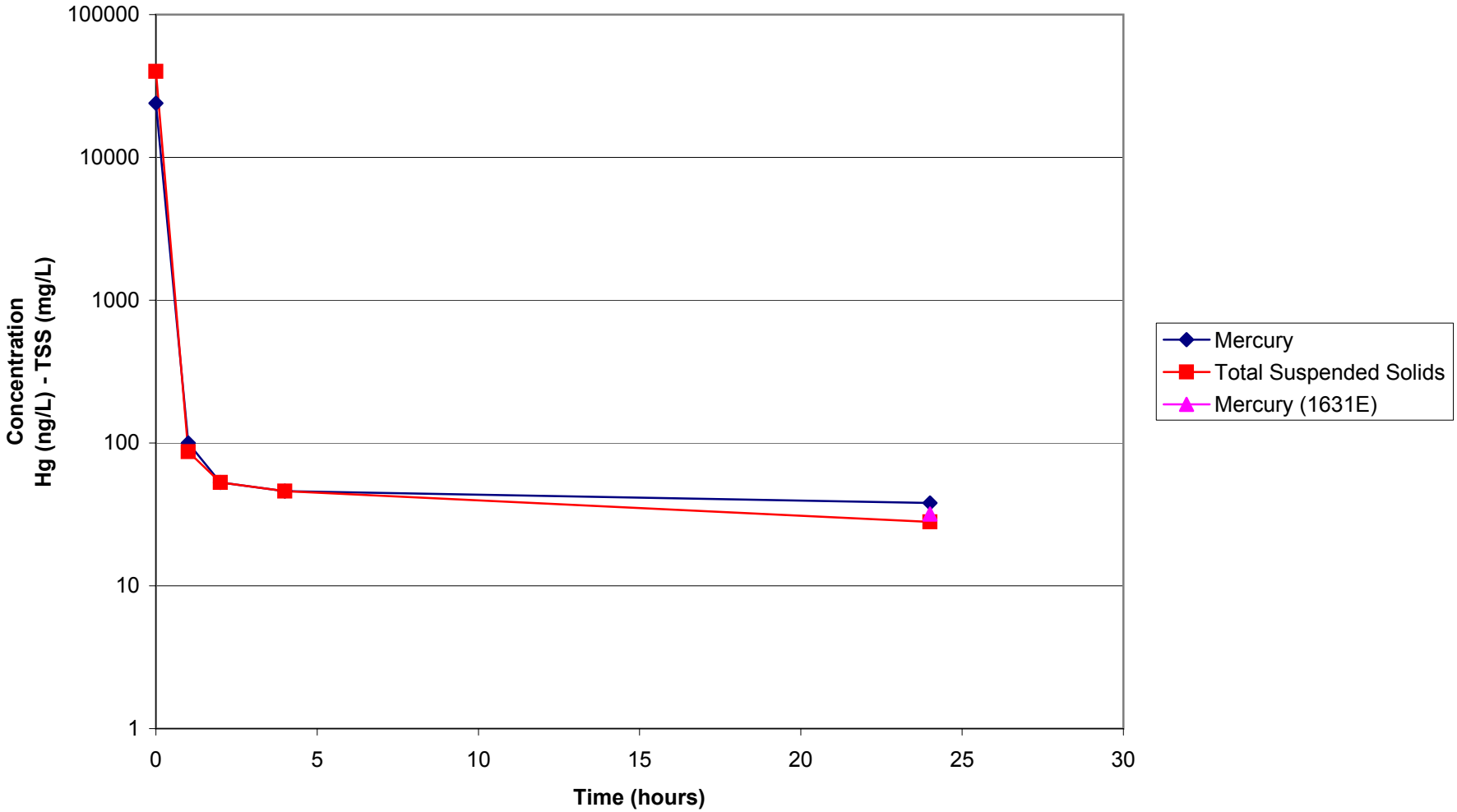

O'BRIEN & GERE

Figure 23d - EET Testing
SMU 6 - Site 60100
Ammonia

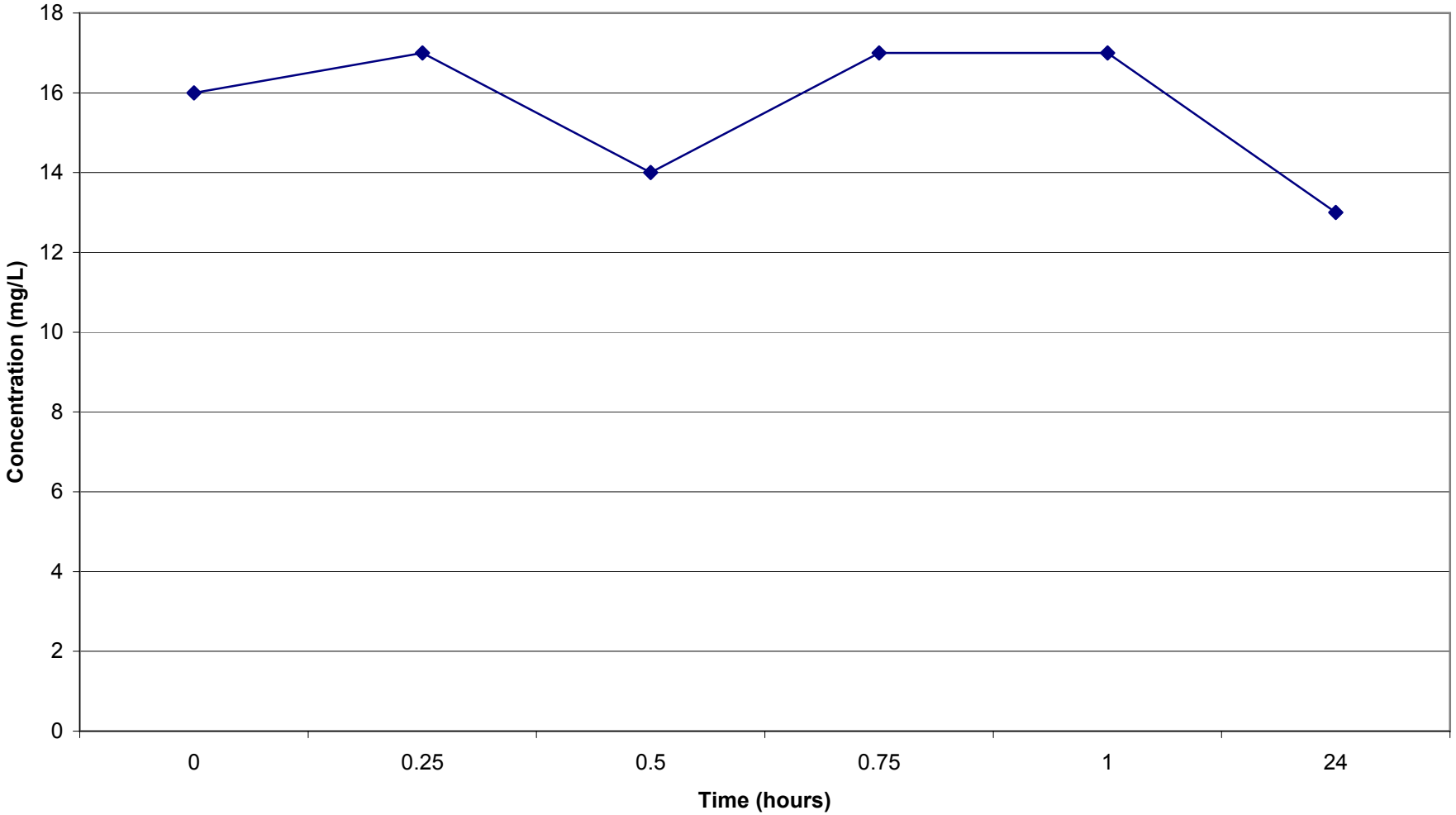

O'BRIEN & GERE

Figure 24a - EET Testing
SMU 6 - Site 60100F
Volatile Organic Compounds

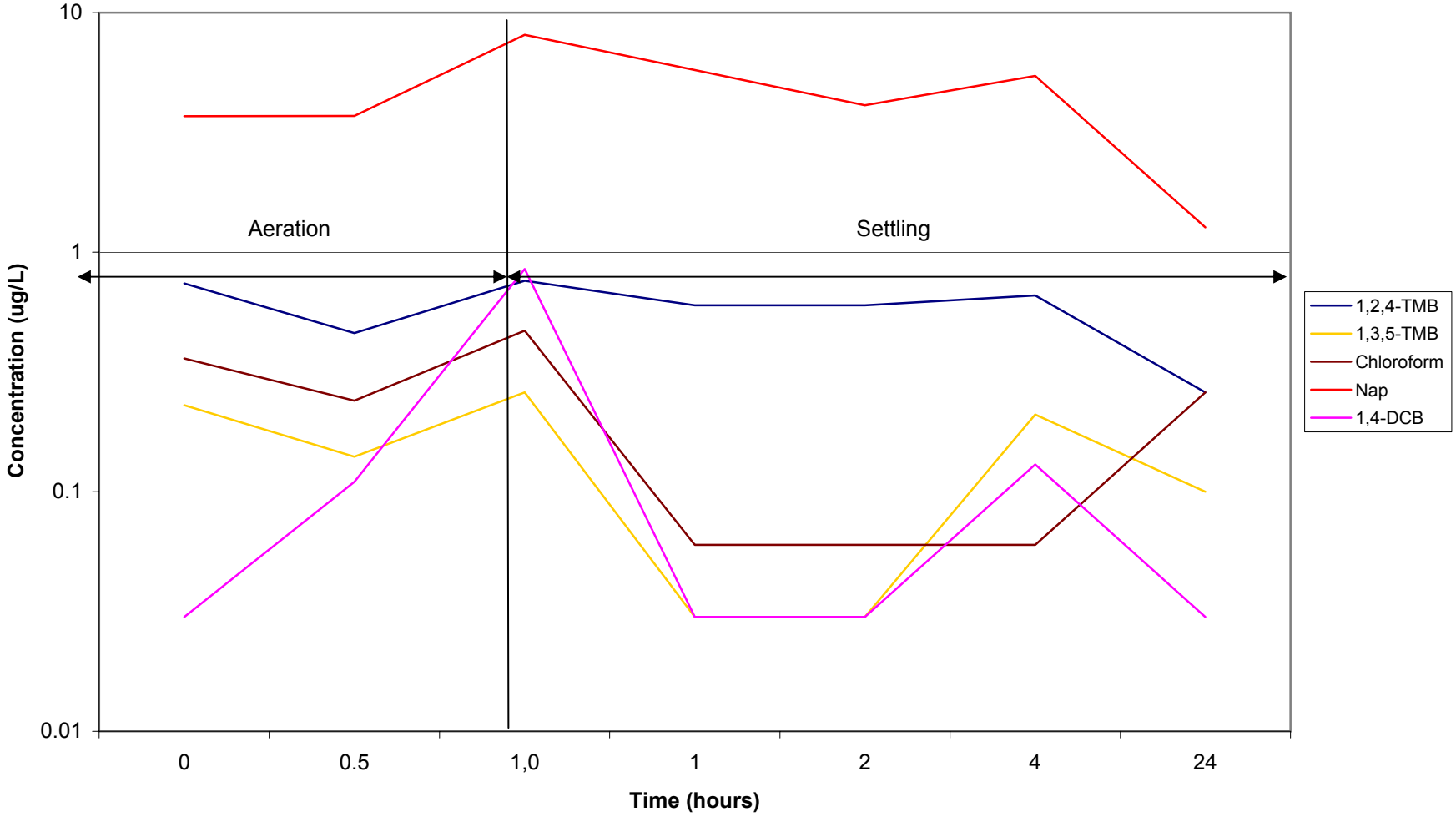

O'BRIEN & GERE

Figure 24c - EET Testing
SMU 6 - Site 60100F
Mercury

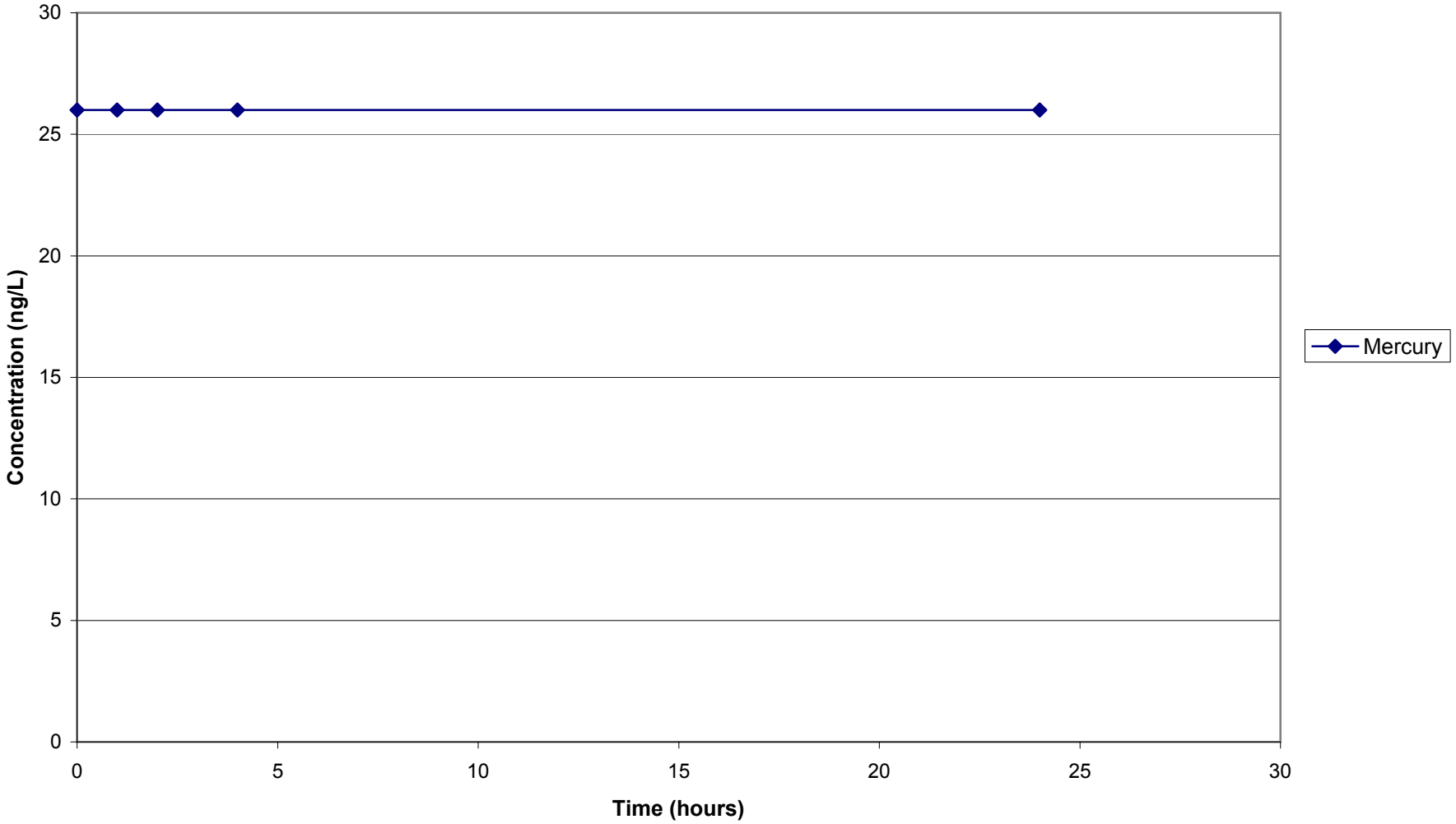

O'BRIEN & GERE

Figure 24d - EET Testing
SMU 6 - Site 60100F
Ammonia

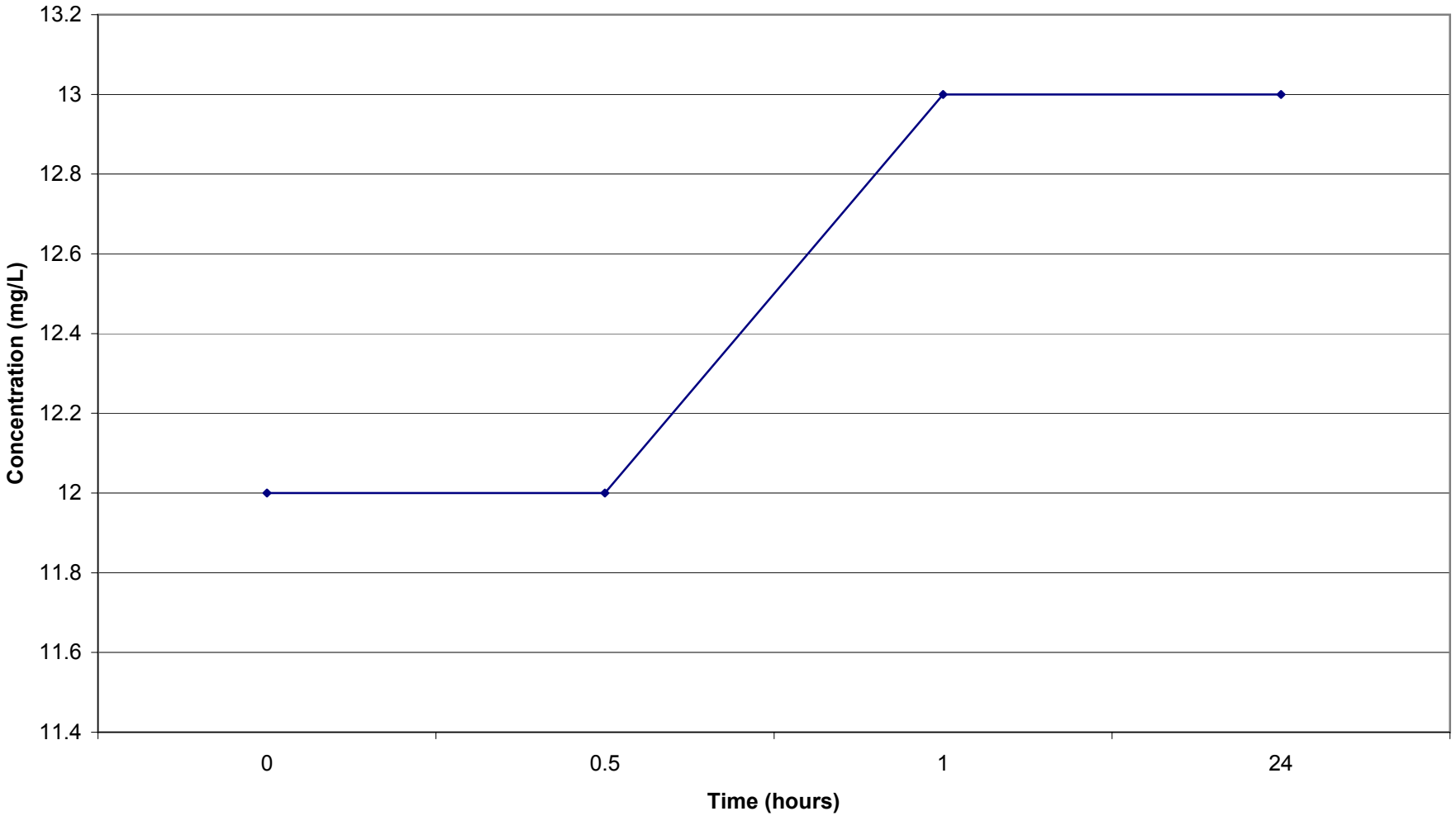

O'BRIEN & GERE

Figure 25a - EET Testing
SMU 7 - Site 70048
Volatile Organic Compounds

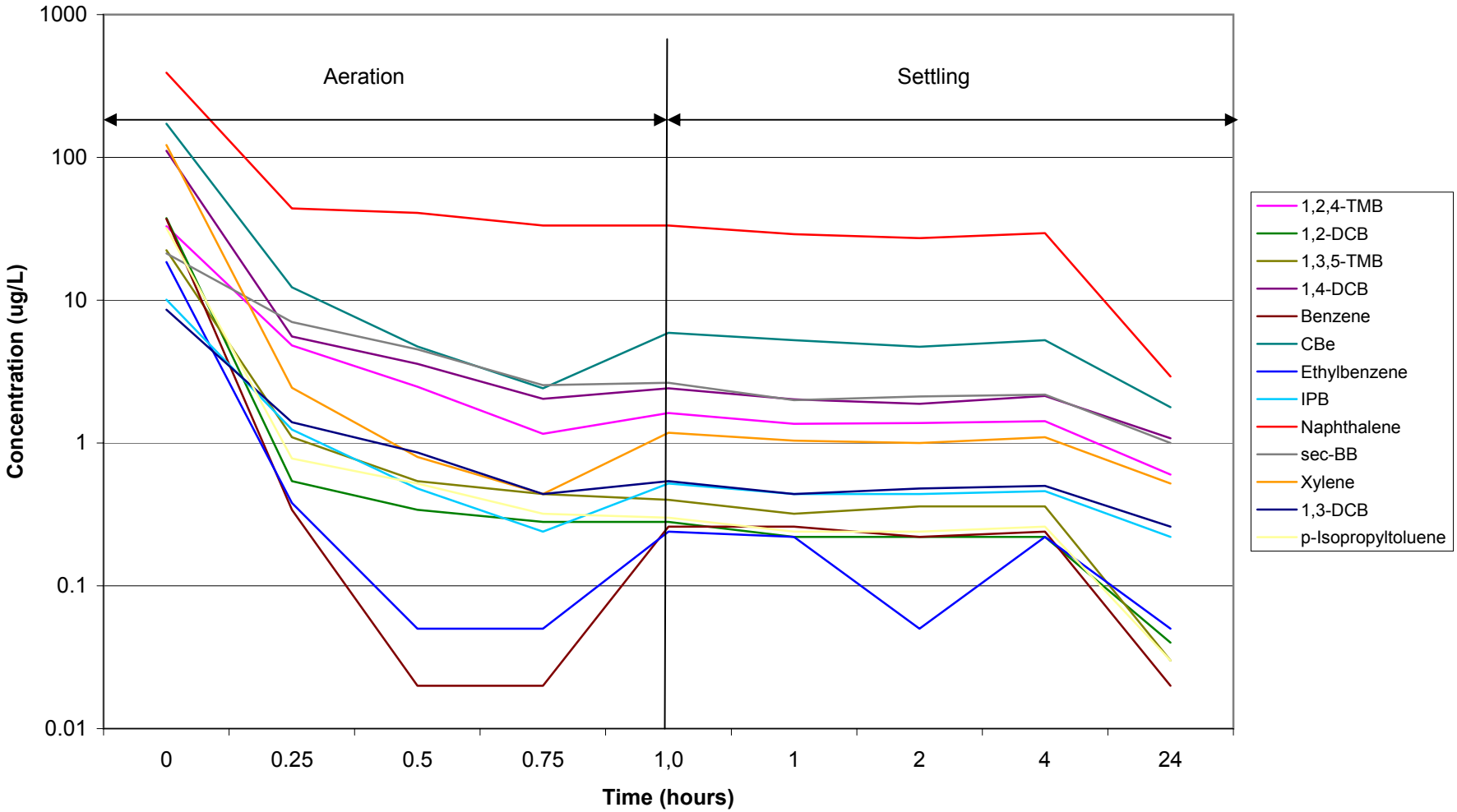

O'BRIEN & GERE

Figure 25b - EET Testing
SMU 7 - Site 70048
Semi-Volatile Organic Compounds

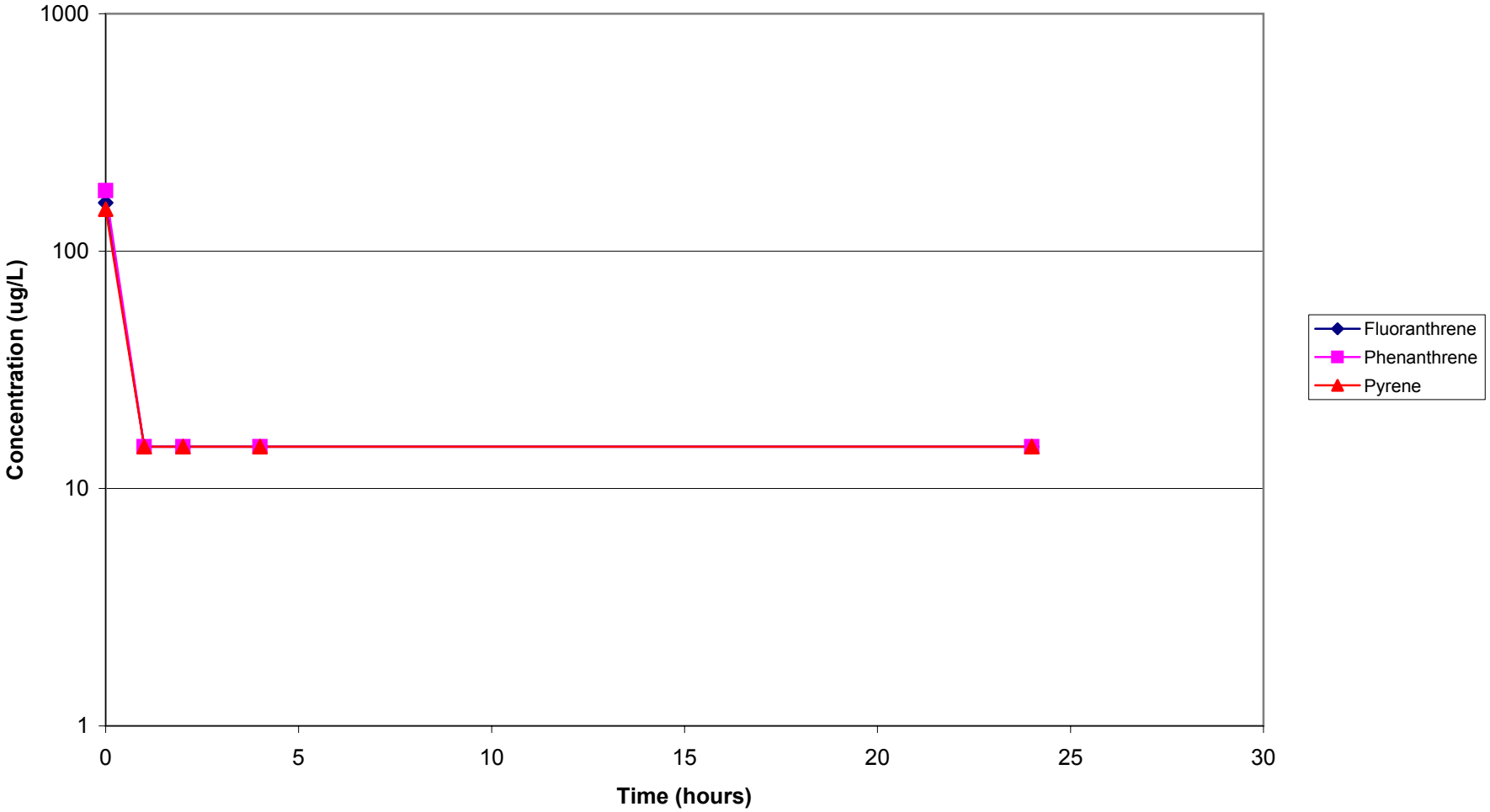

O'BRIEN & GERE

Figure 25c - EET Testing
SMU 7 - Site 70048
Mercury/Total Suspended Solids

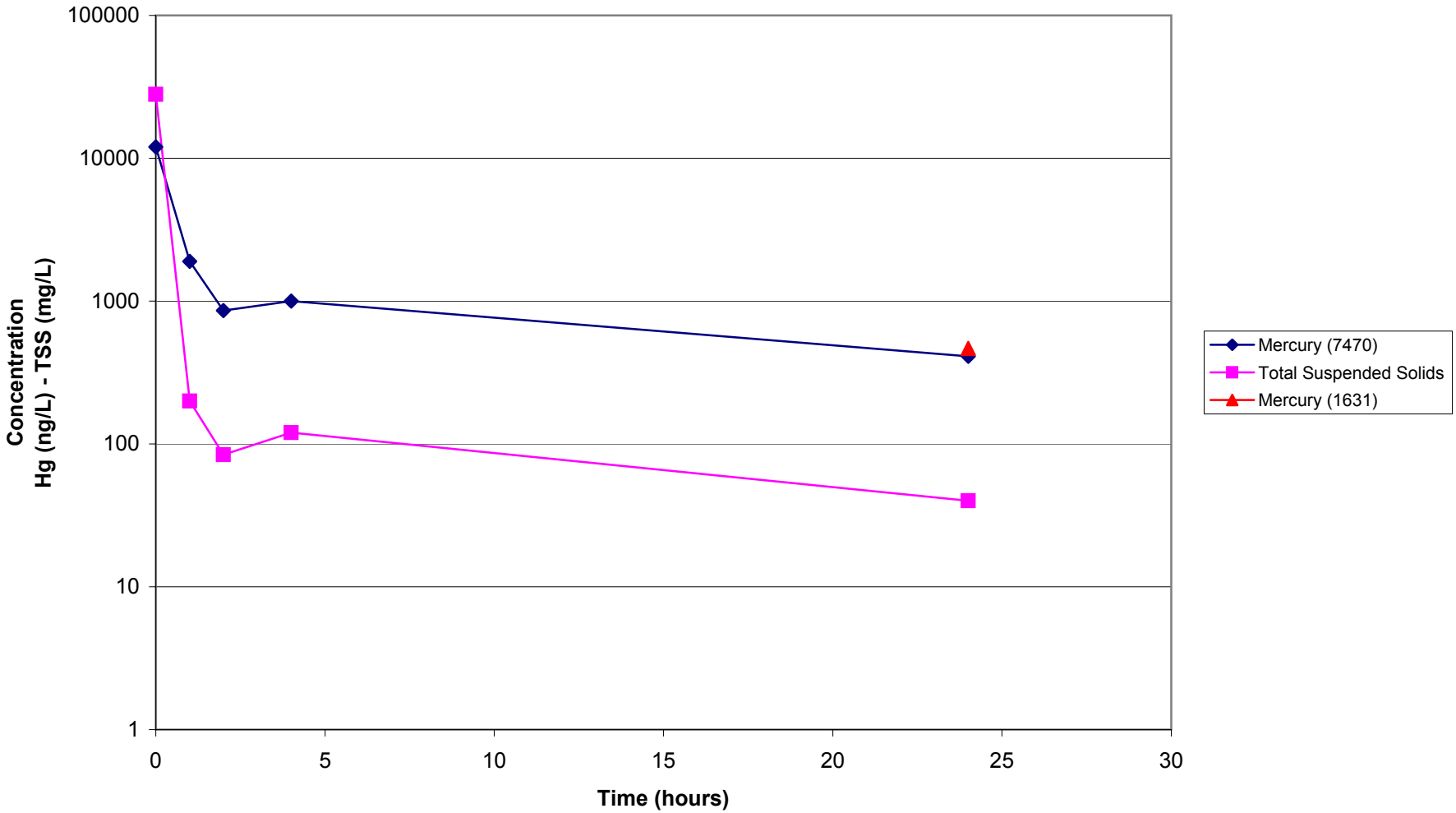

O'BRIEN & GERE

Figure 25d - EET Testing
SMU 7 - Site 70048
Ammonia

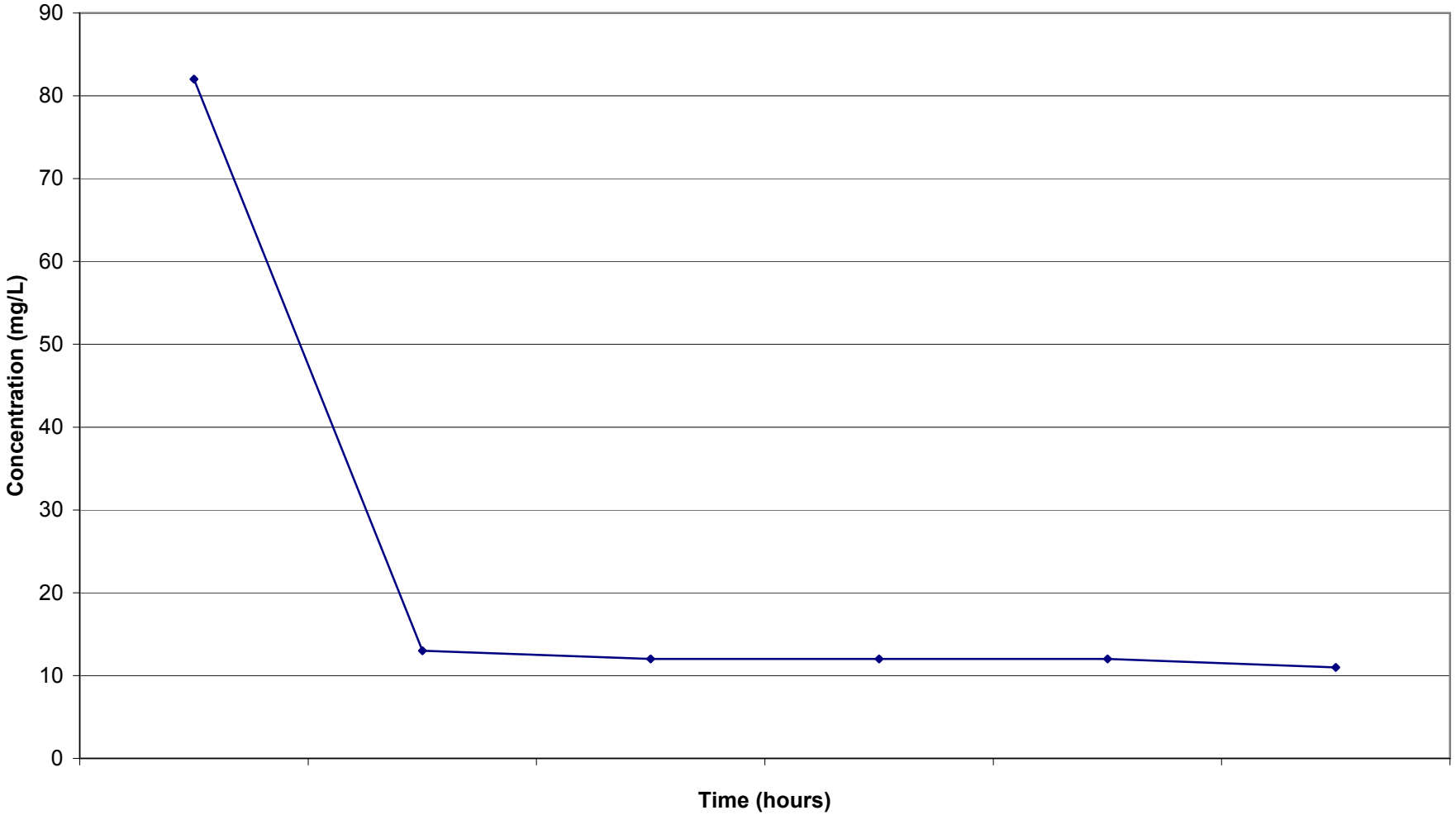

O'BRIEN & GERE

Figure 26a - EET Testing
SMU 7 - site 70048F
Volatile Organic Compounds

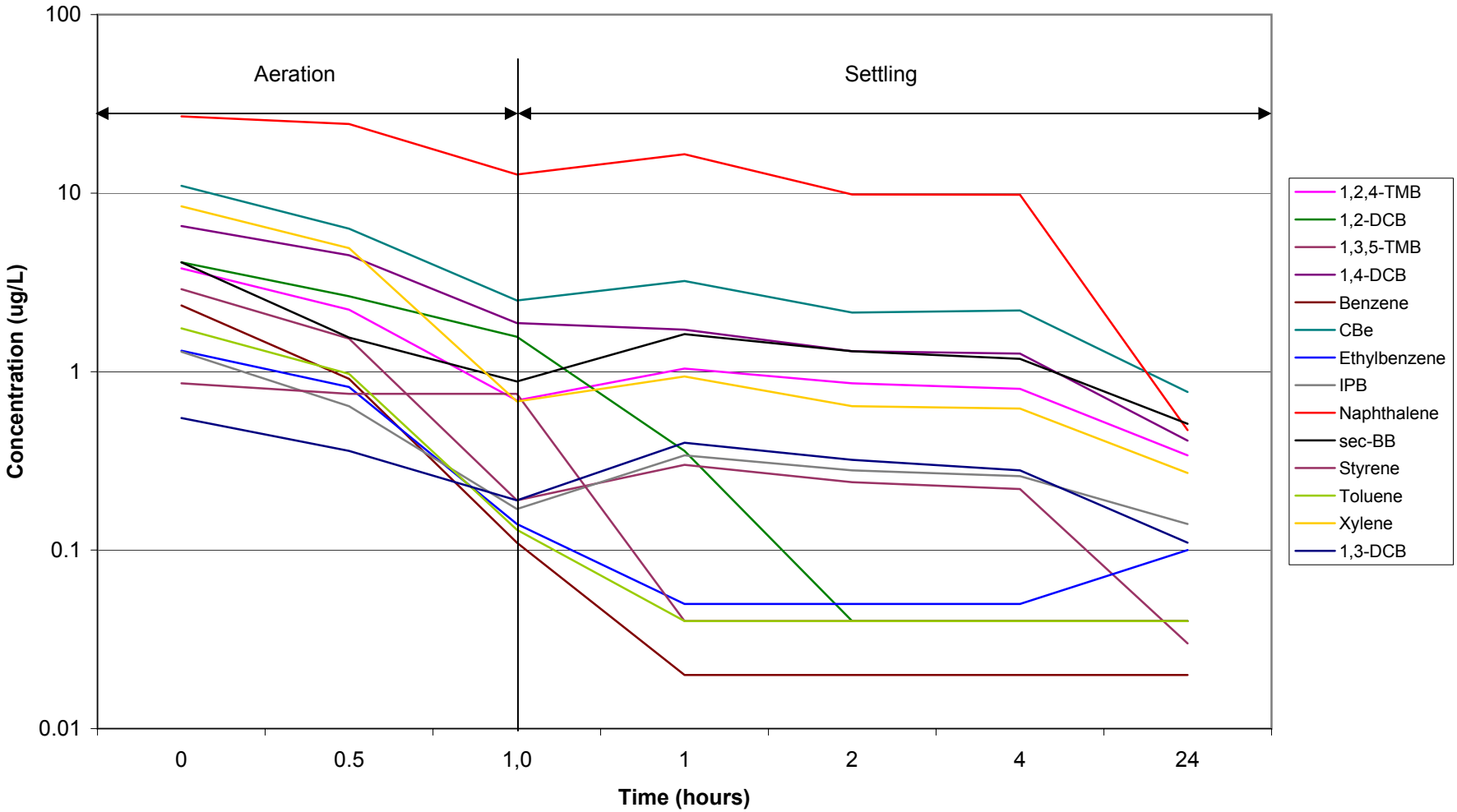

O'BRIEN & GERE

Figure 26c - EET Testing
SMU 7 - Site 70048F
Mercury

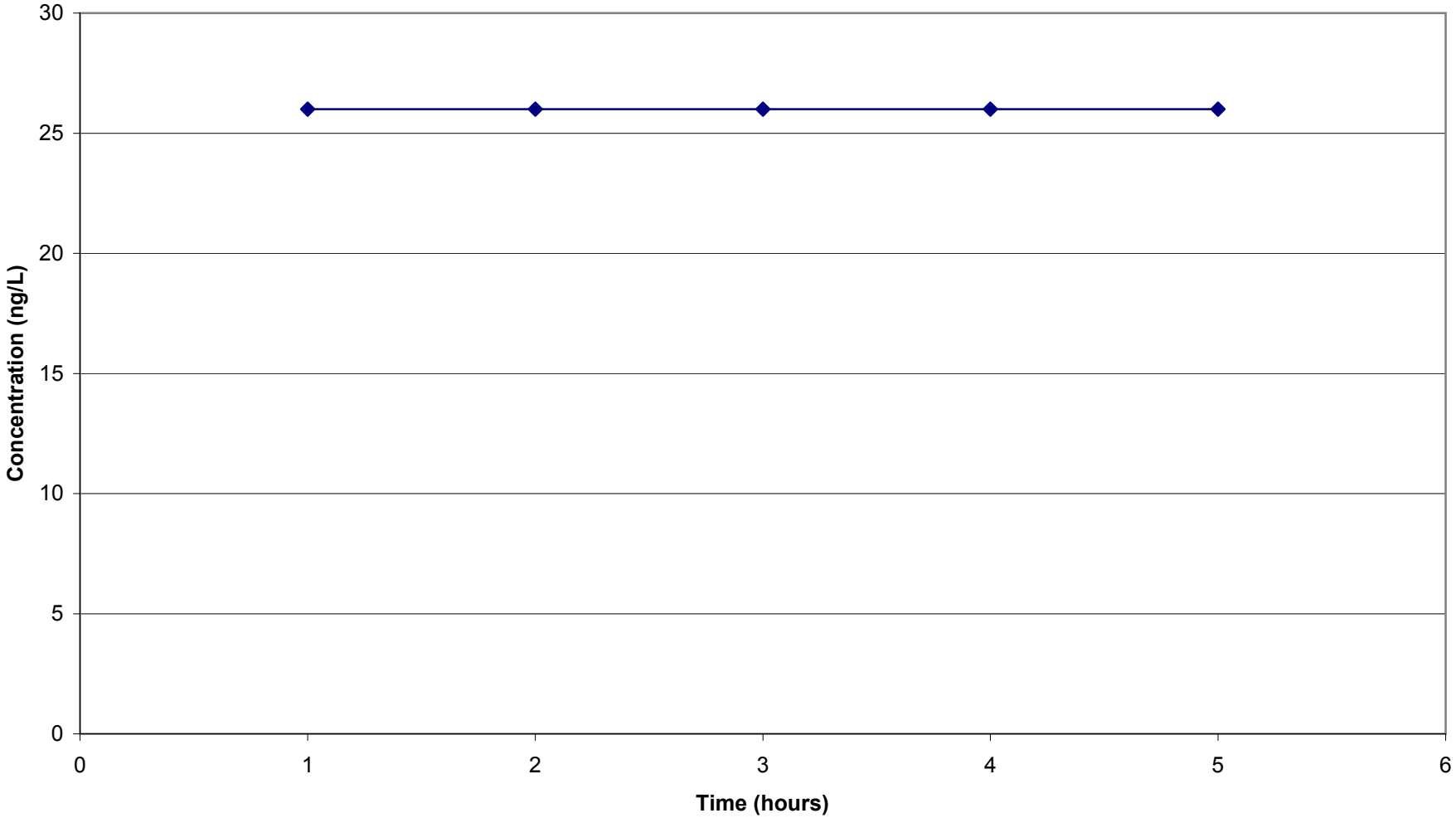

O'BRIEN & GERE

Figure 26d - EET Testing
SMU 7 - Site 70048F
Ammonia

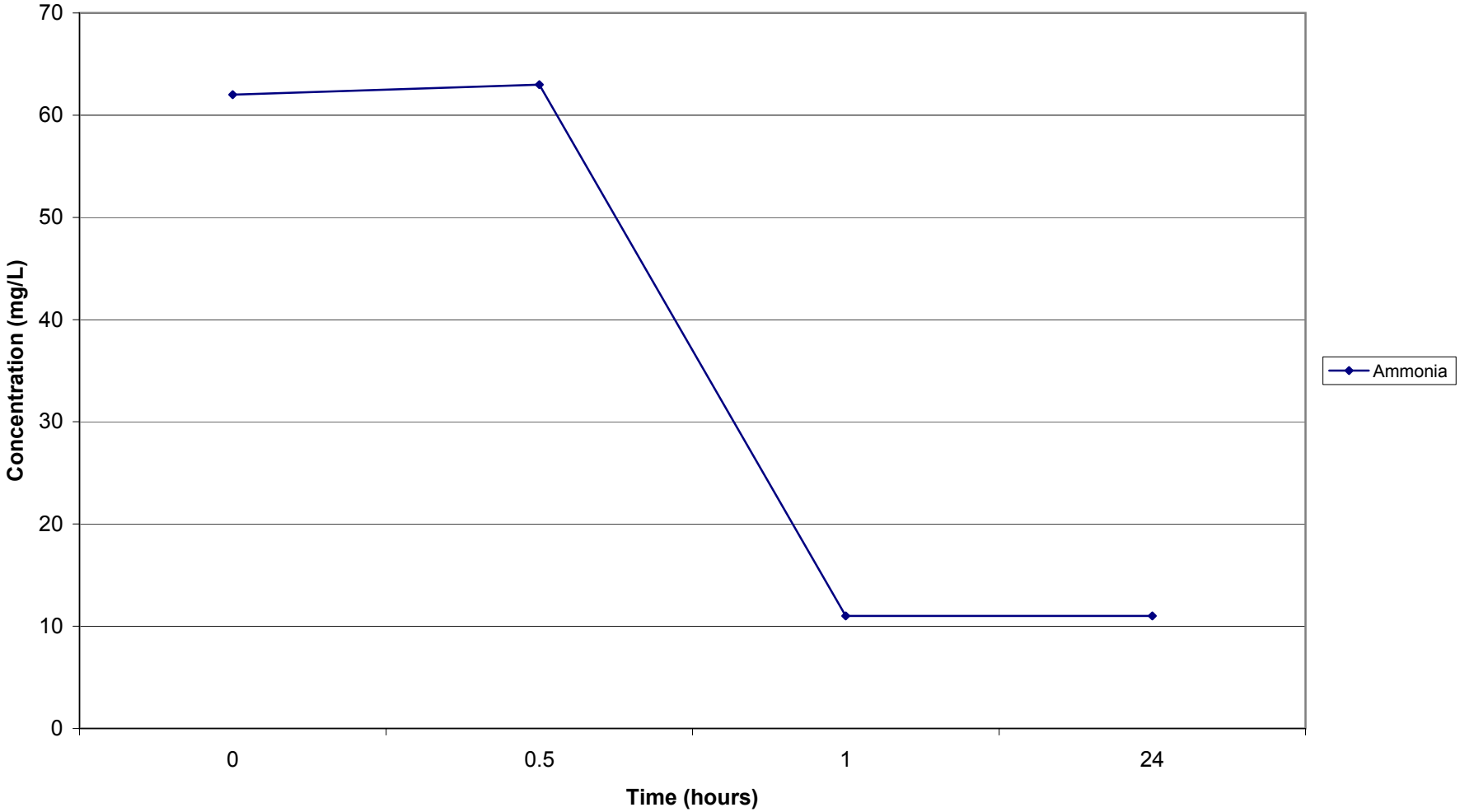

O'BRIEN & GERE

Figure 27a - EET Testing
SMU 7 - Site 70049
Volatile Organic Compounds

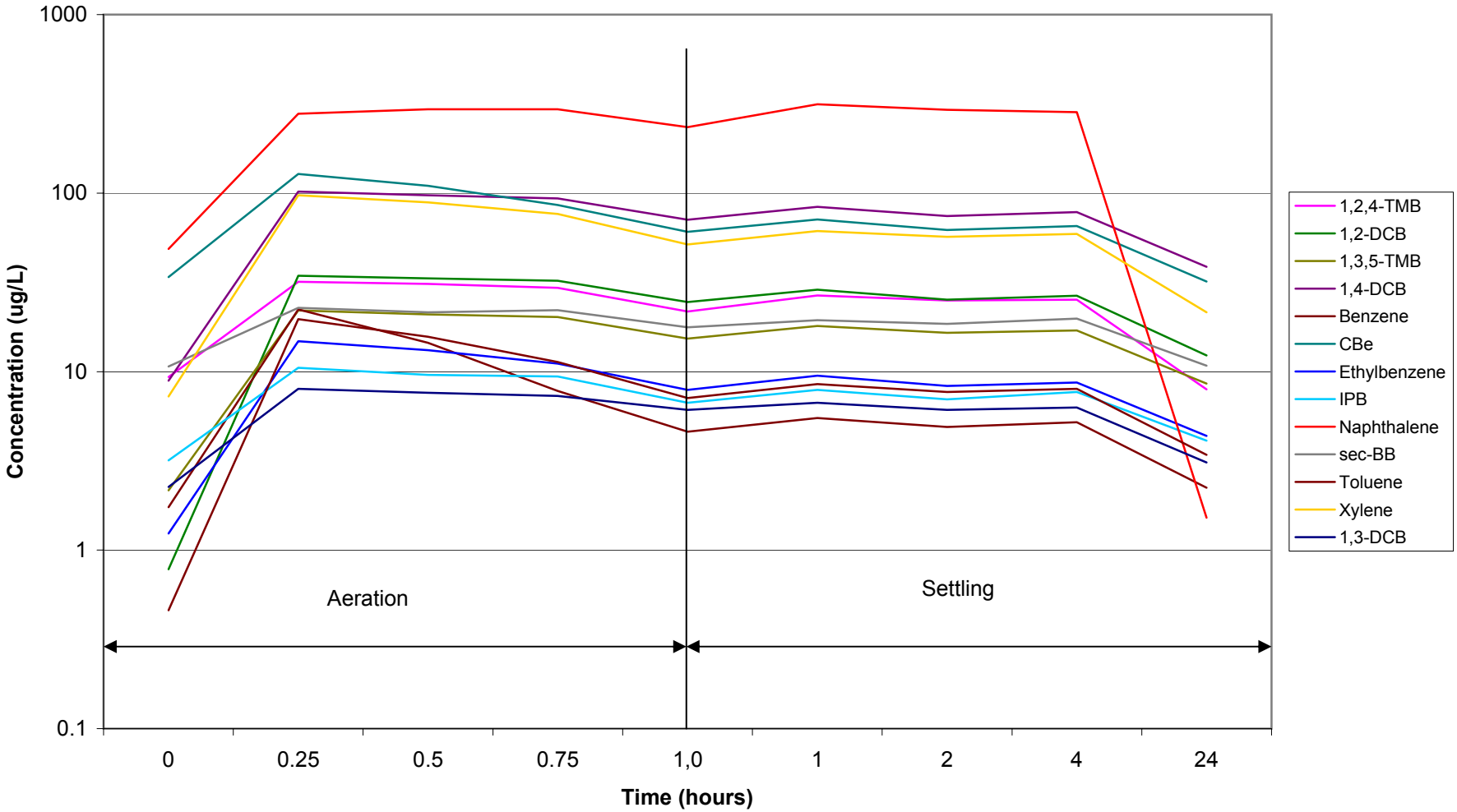

O'BRIEN & GERE

Figure 27b - EET Testing
SMU 7 - Site 70049
Semi-Volatile Organic Compounds

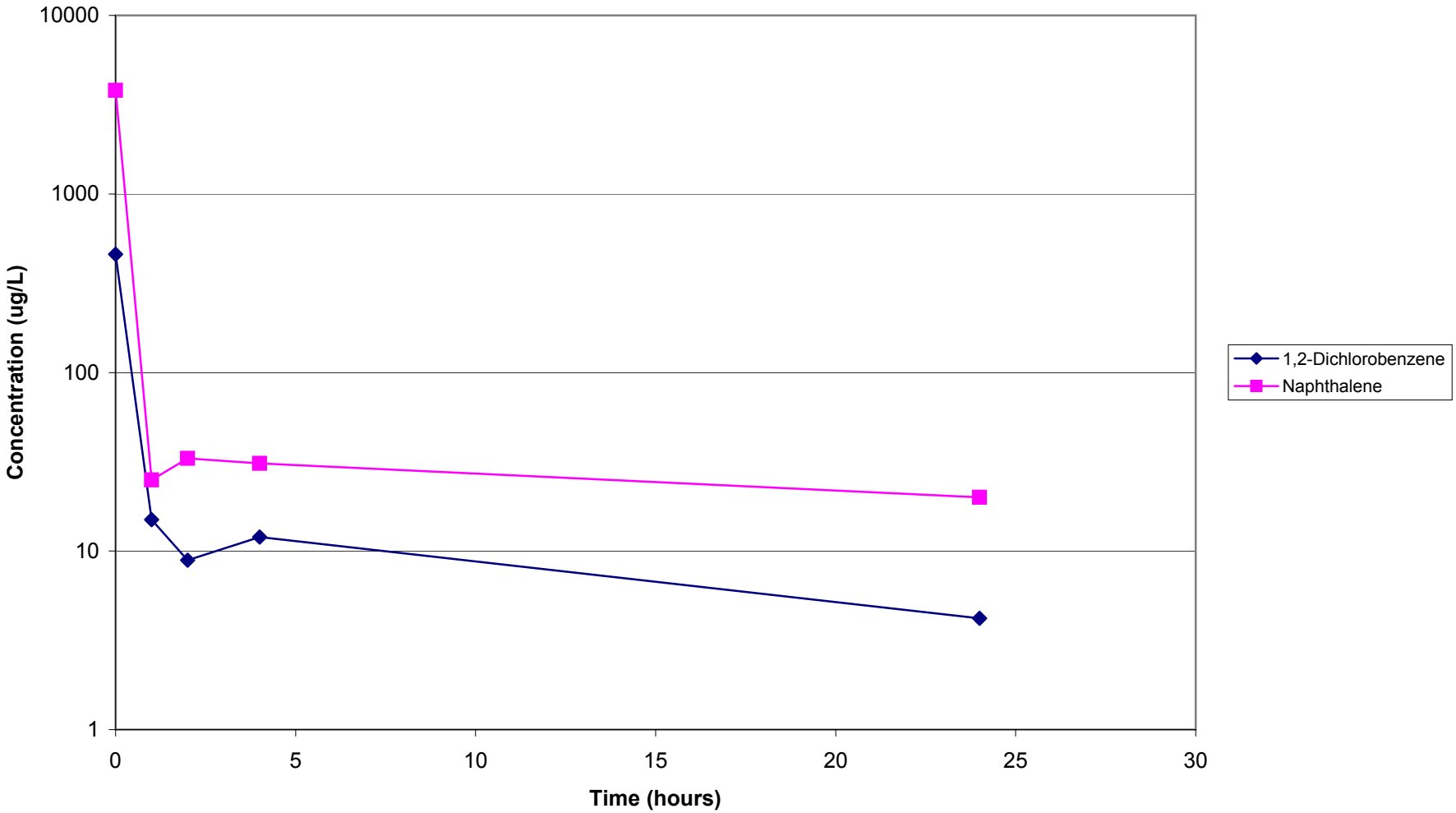

O'BRIEN & GERE

Figure 27c - EET Testing
SMU 7 - Site 70049
Mercury/Total Suspended Solids

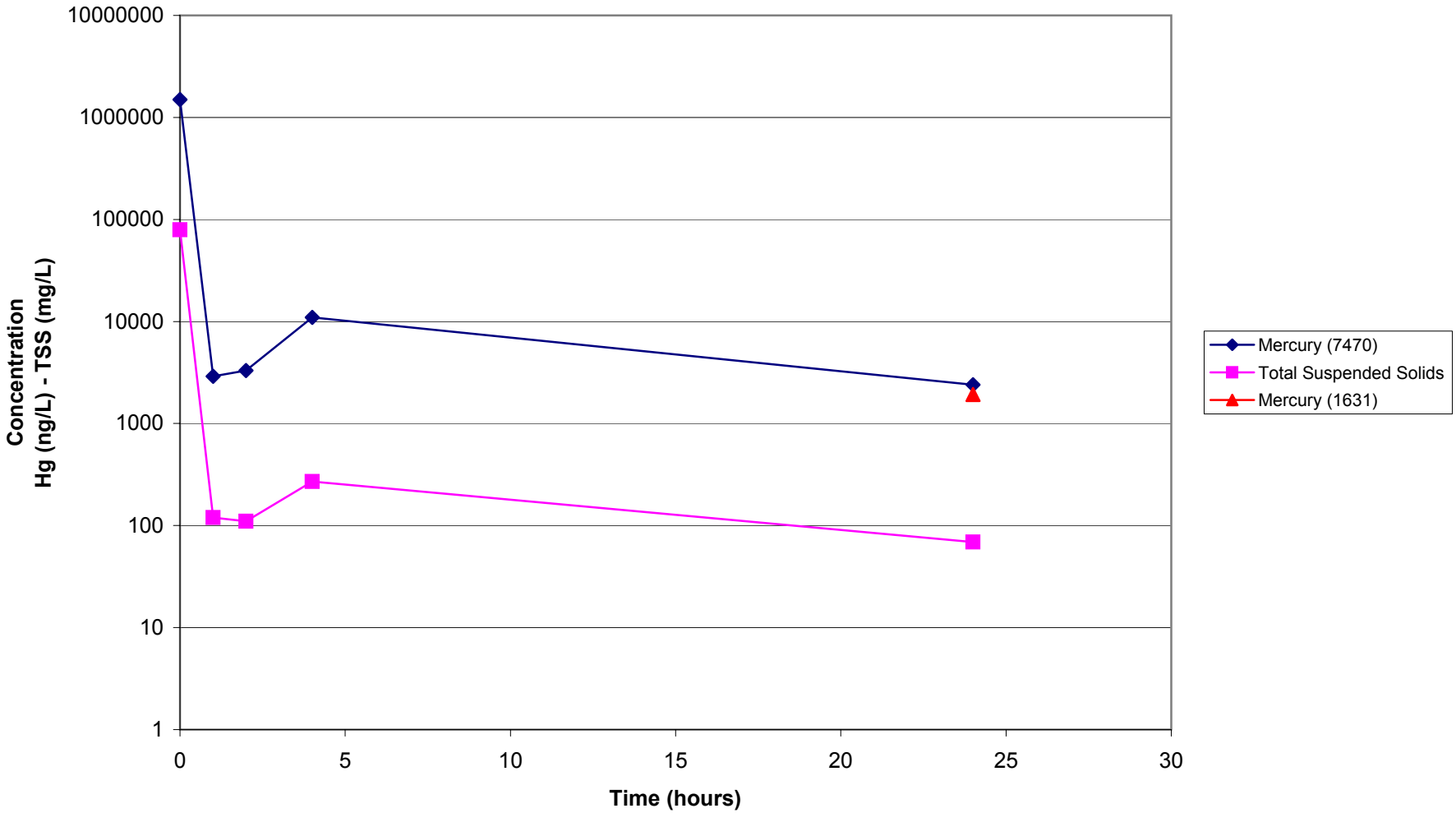

O'BRIEN & GERE

Figure 27d - EET Testing
SMU 7 - Site 70049
Ammonia

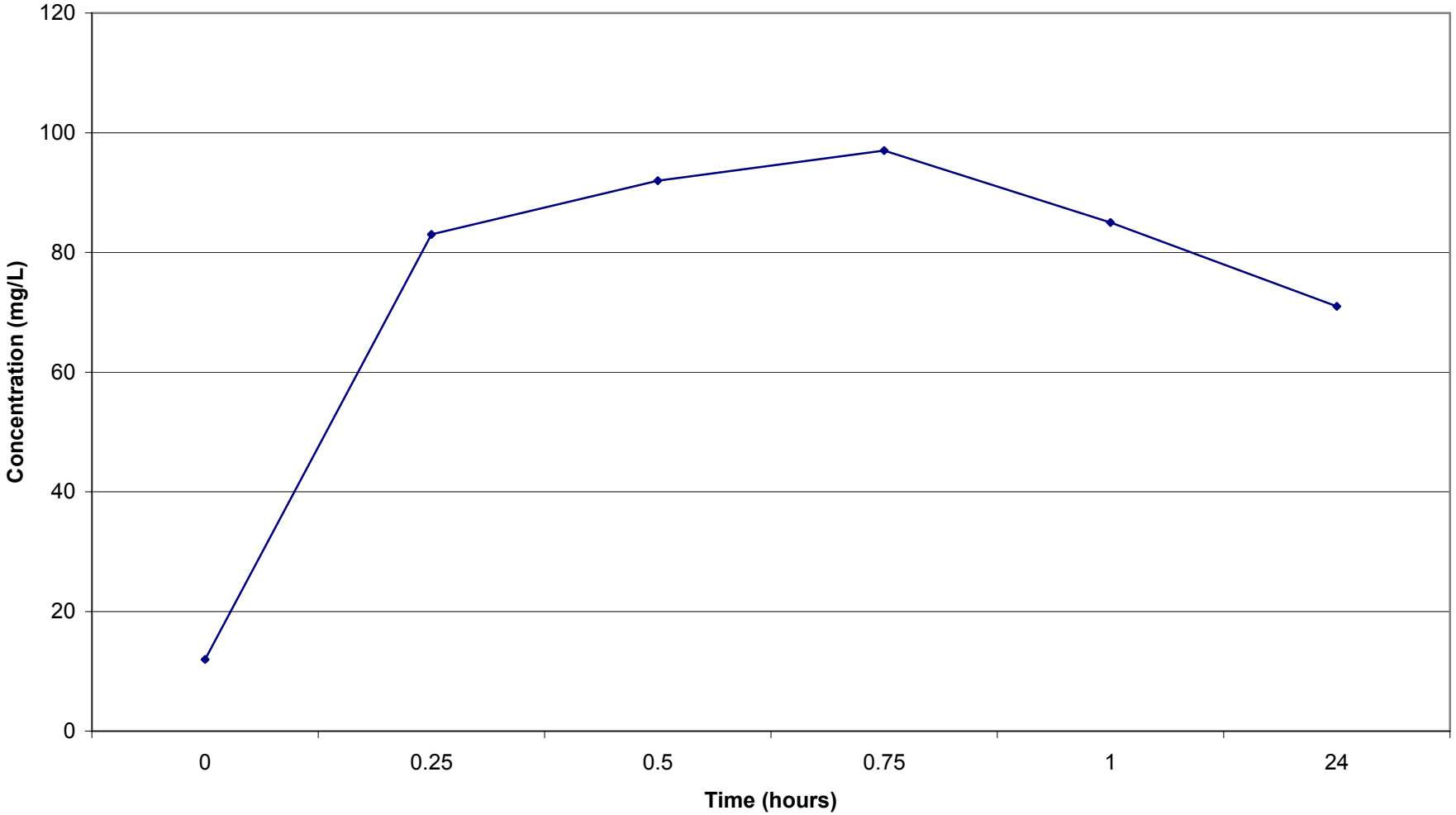

O'BRIEN & GERE

Figure 28a - EET Testing
SMU 7 - Site 70049F
Volatile Organic Compounds

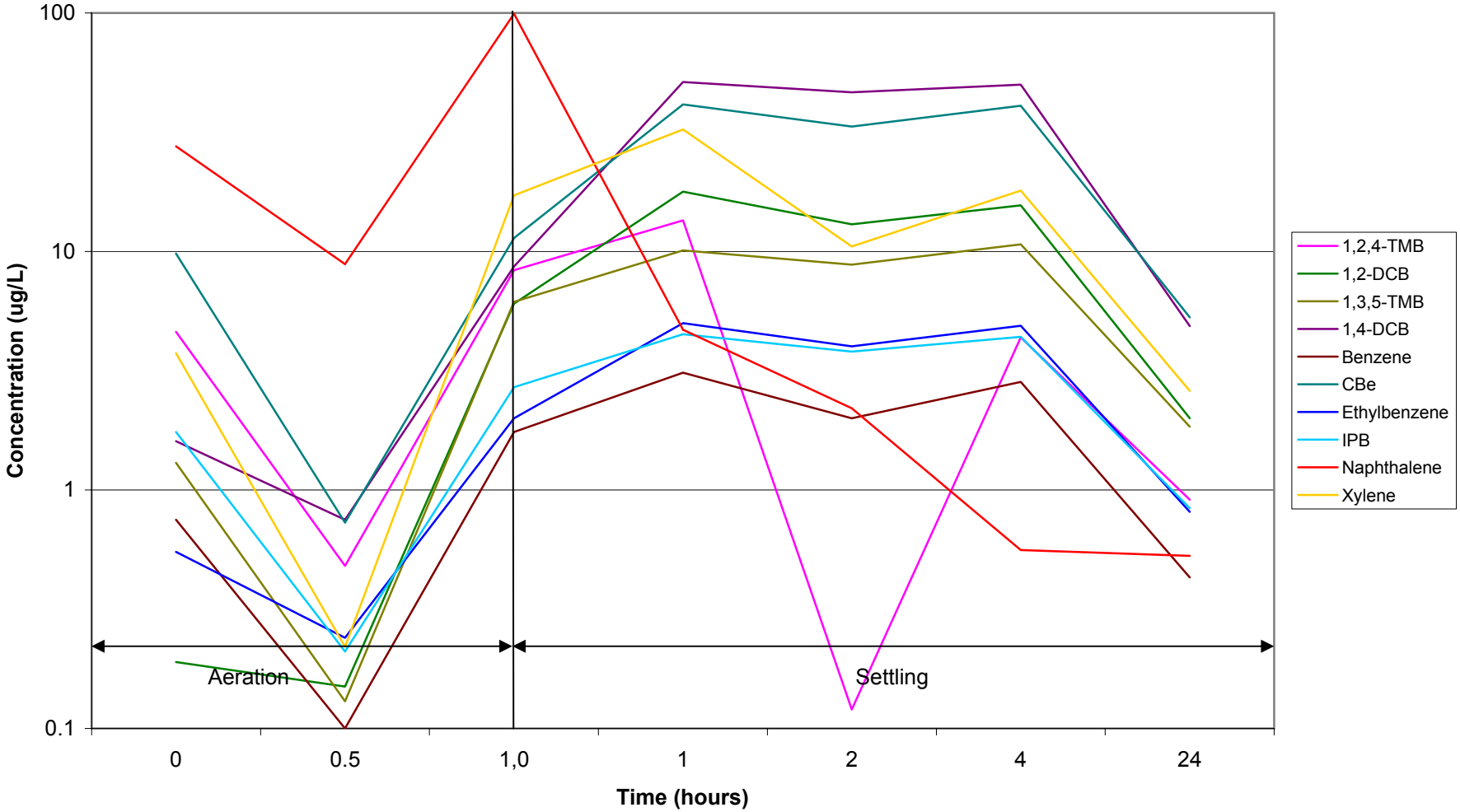

O'BRIEN & GERE

Figure 28c - EET Testing
SMU 7 - Site 70049F
Mercury

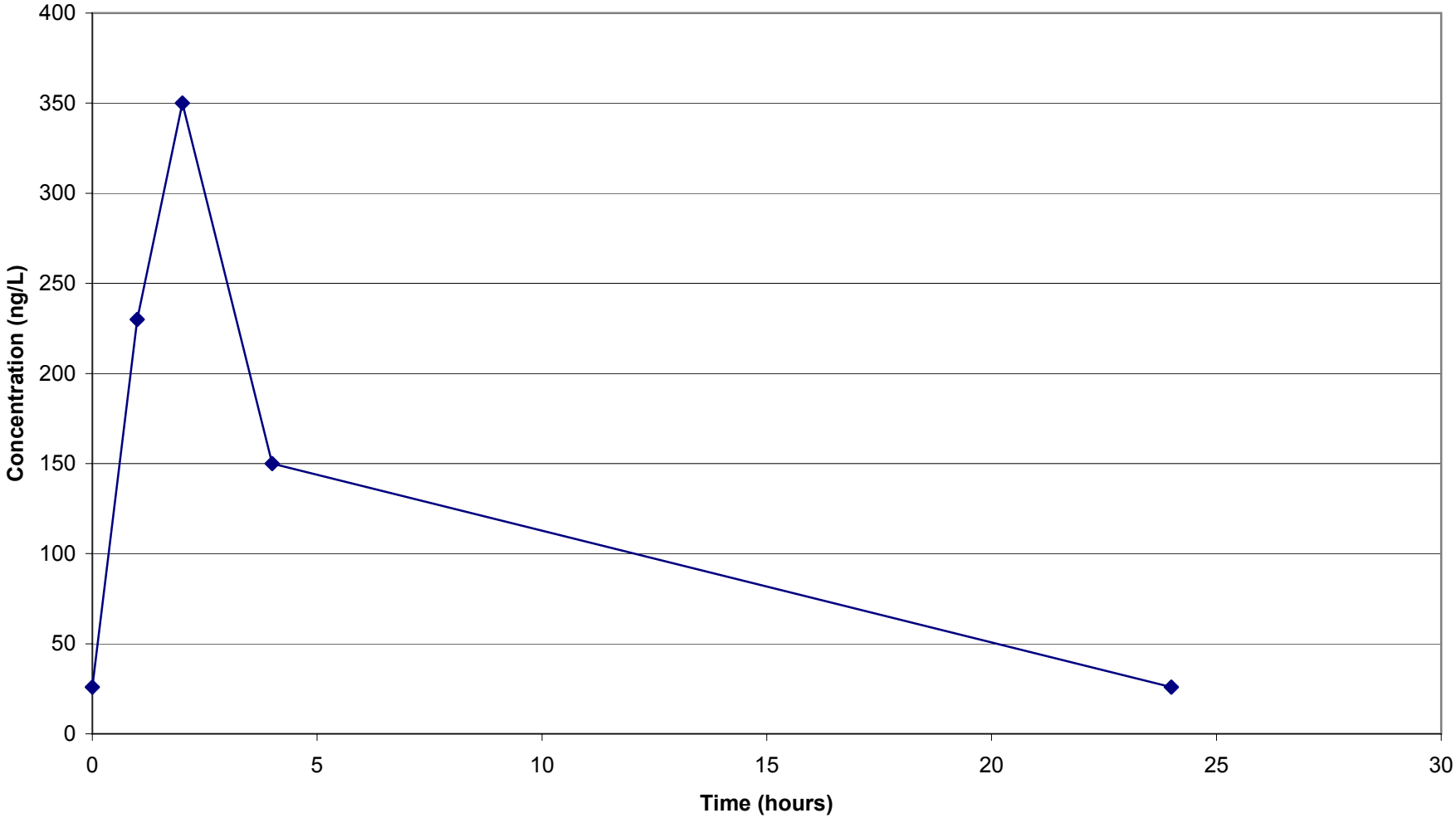

O'BRIEN & GERE

Figure 28d - EET Testing
SMU 7 - Site 70049F
Ammonia

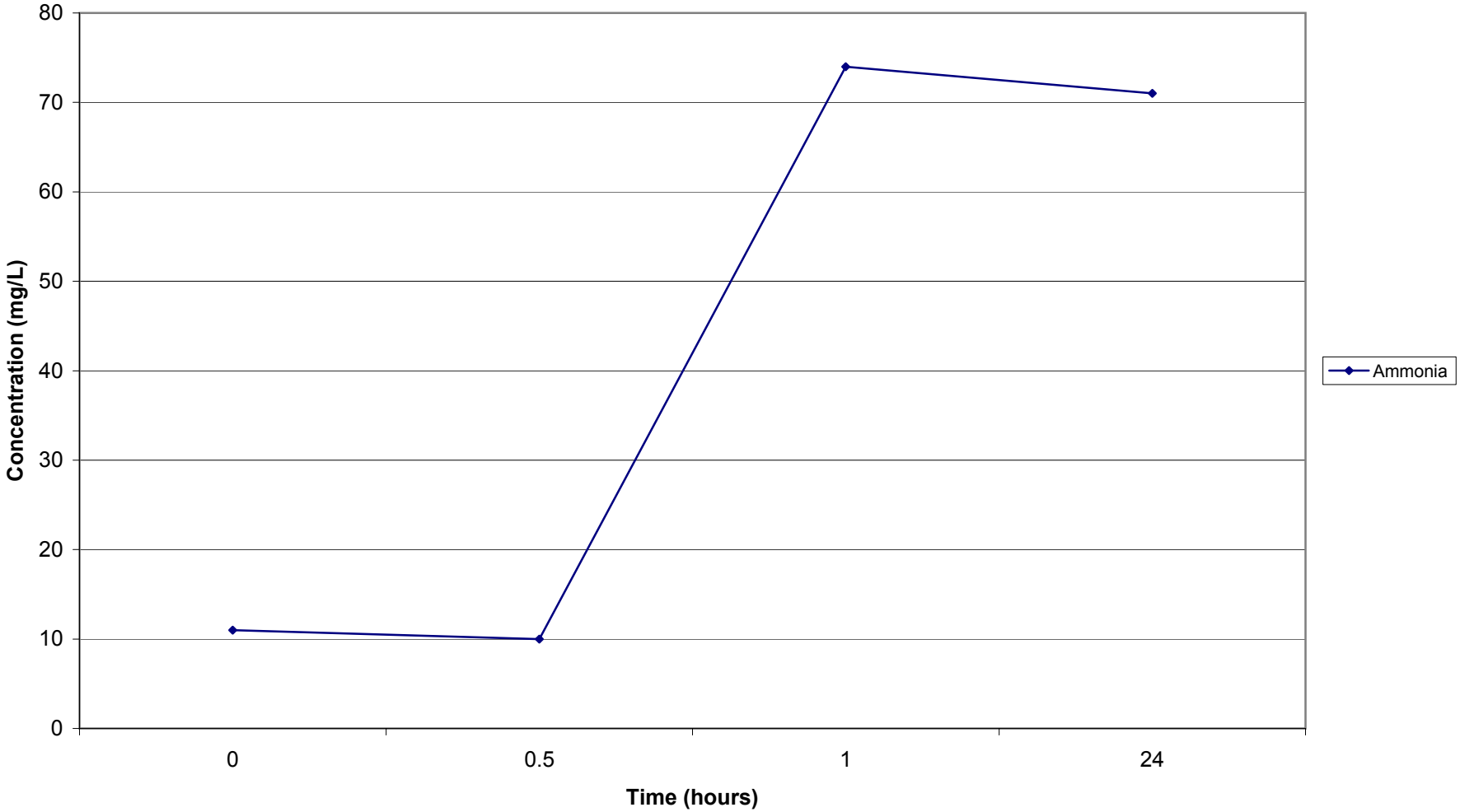

O'BRIEN & GERE

Figure 29a - EET Testing
SMU 7 - Site 70050
Volatile Organic Compounds

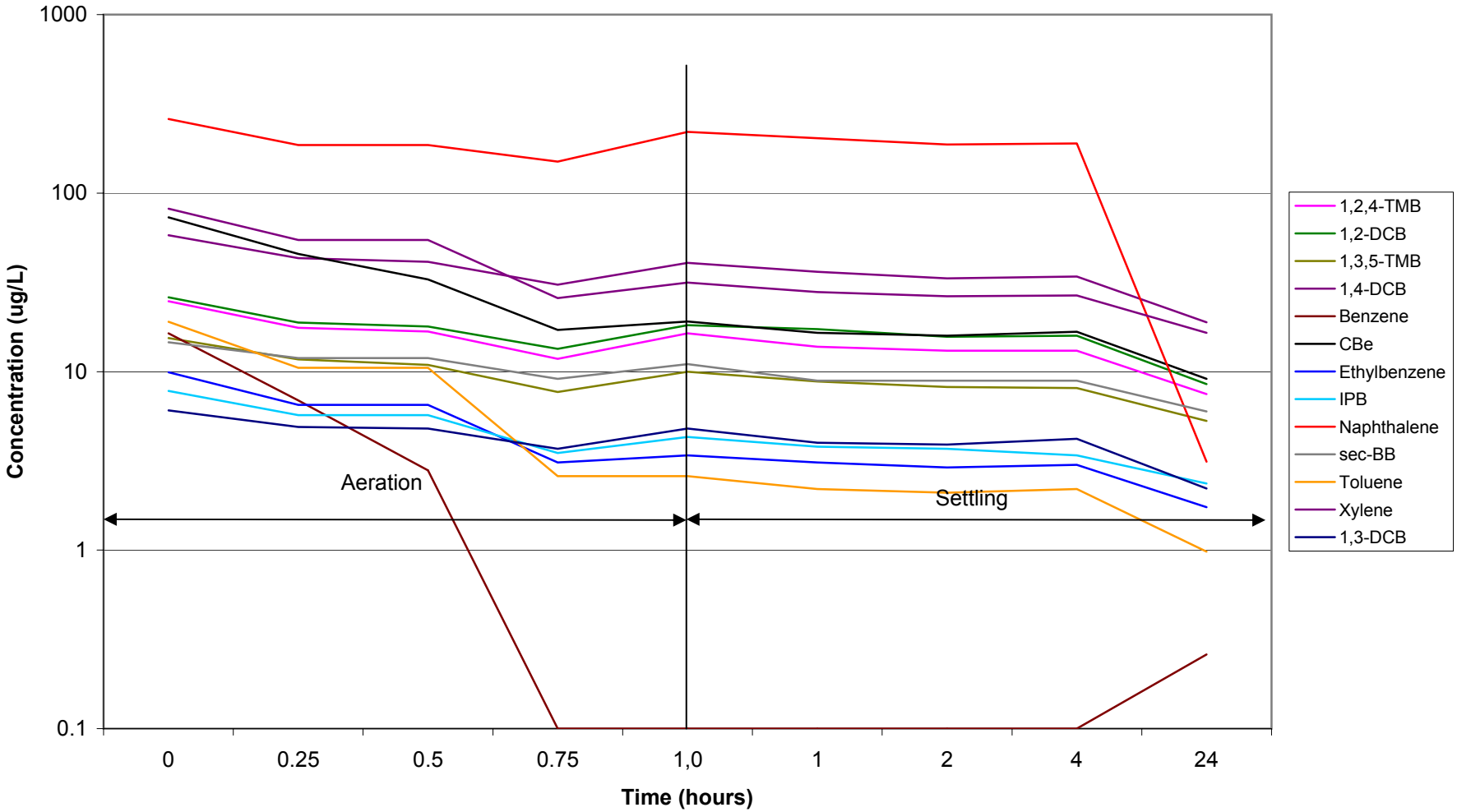

O'BRIEN & GERE

Figure 29b - EET Testing
SMU 7 - Site 70050
Semi-Volatile Organic Compounds

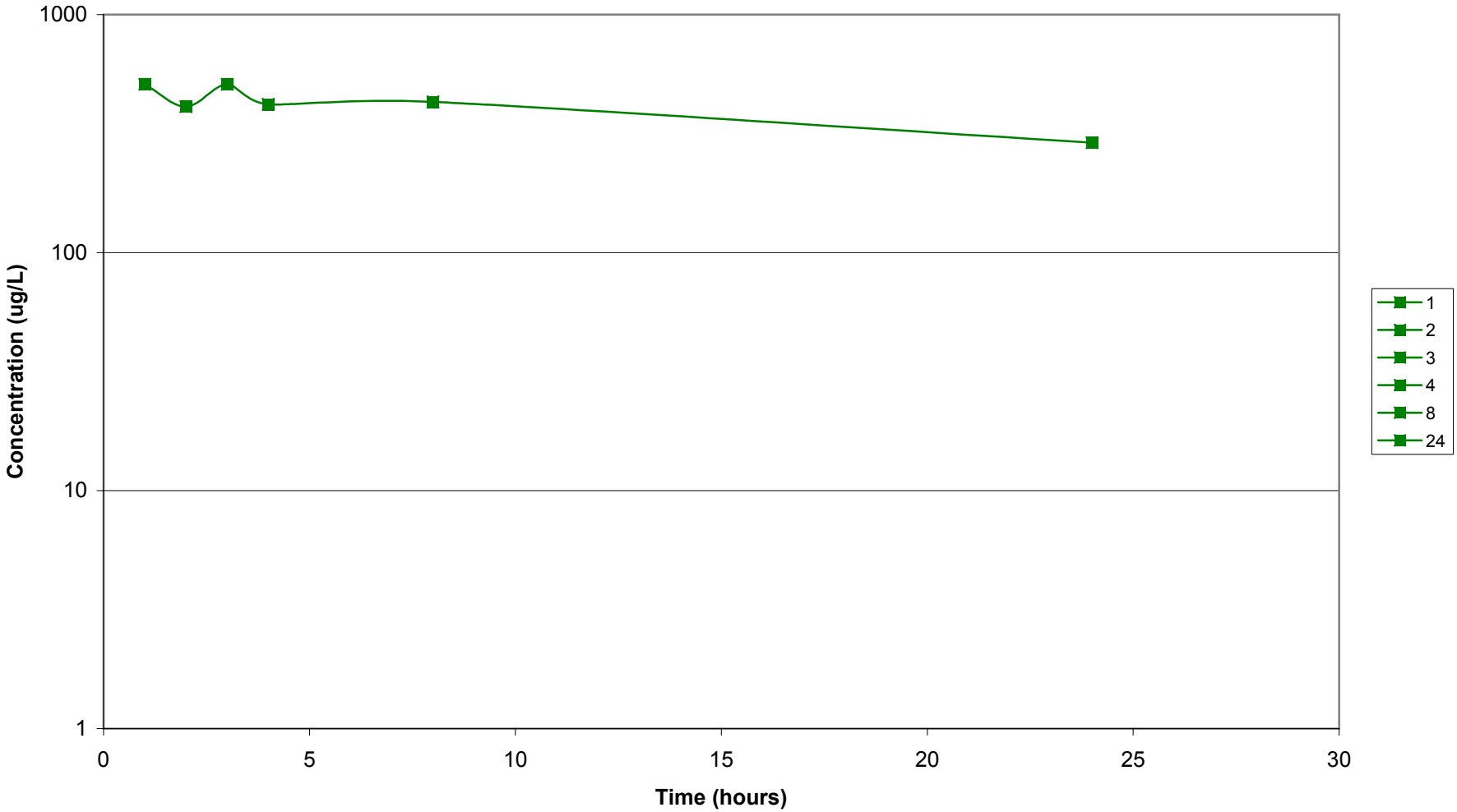

O'BRIEN & GERE

Figure 29c - EET Testing
SMU 7 - Site 70050
Mercury/Total Suspended Solids

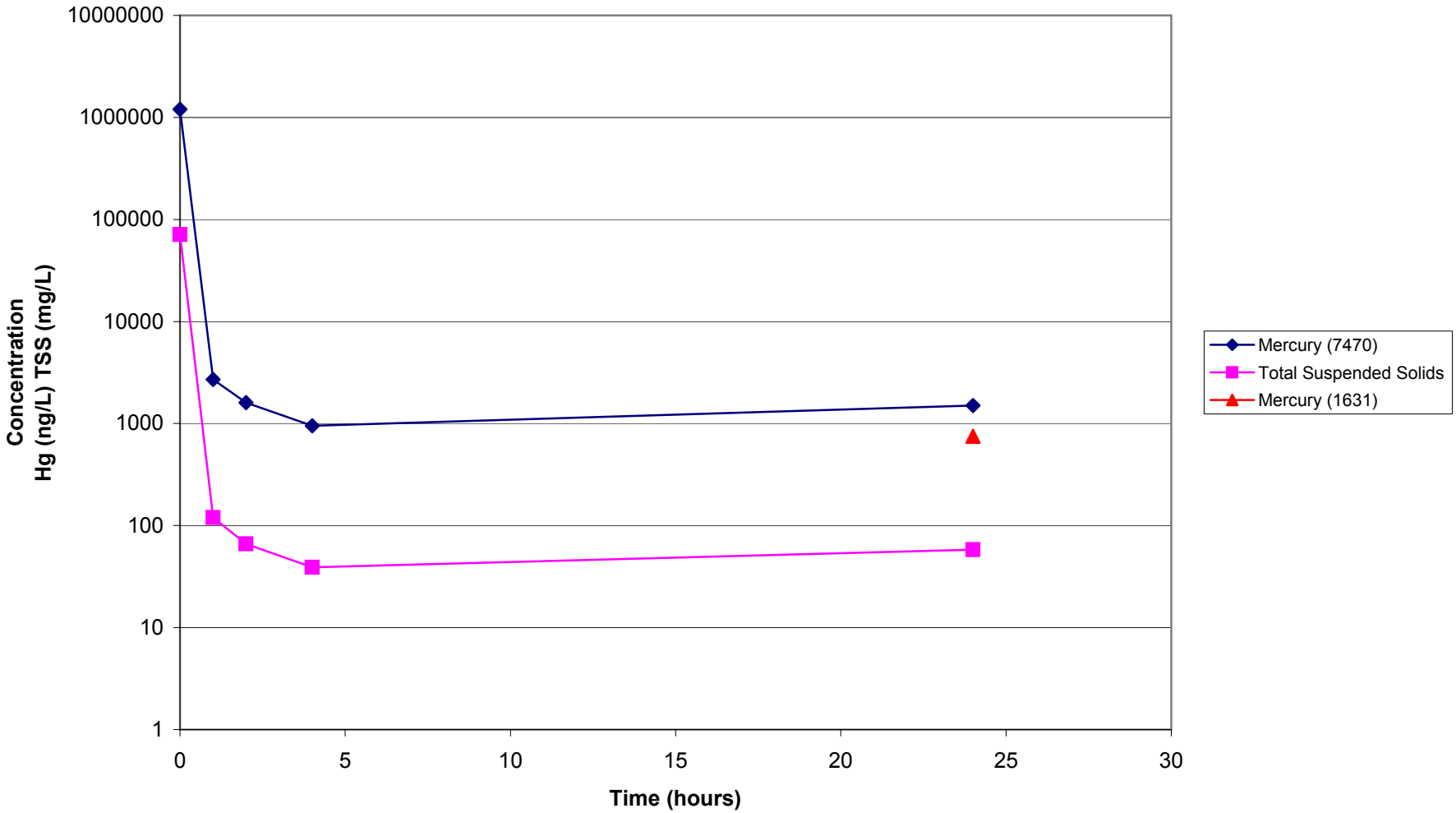

O'BRIEN & GERE

Figure 29d - EET Testing
SMU 7 - Site 70050
Ammonia

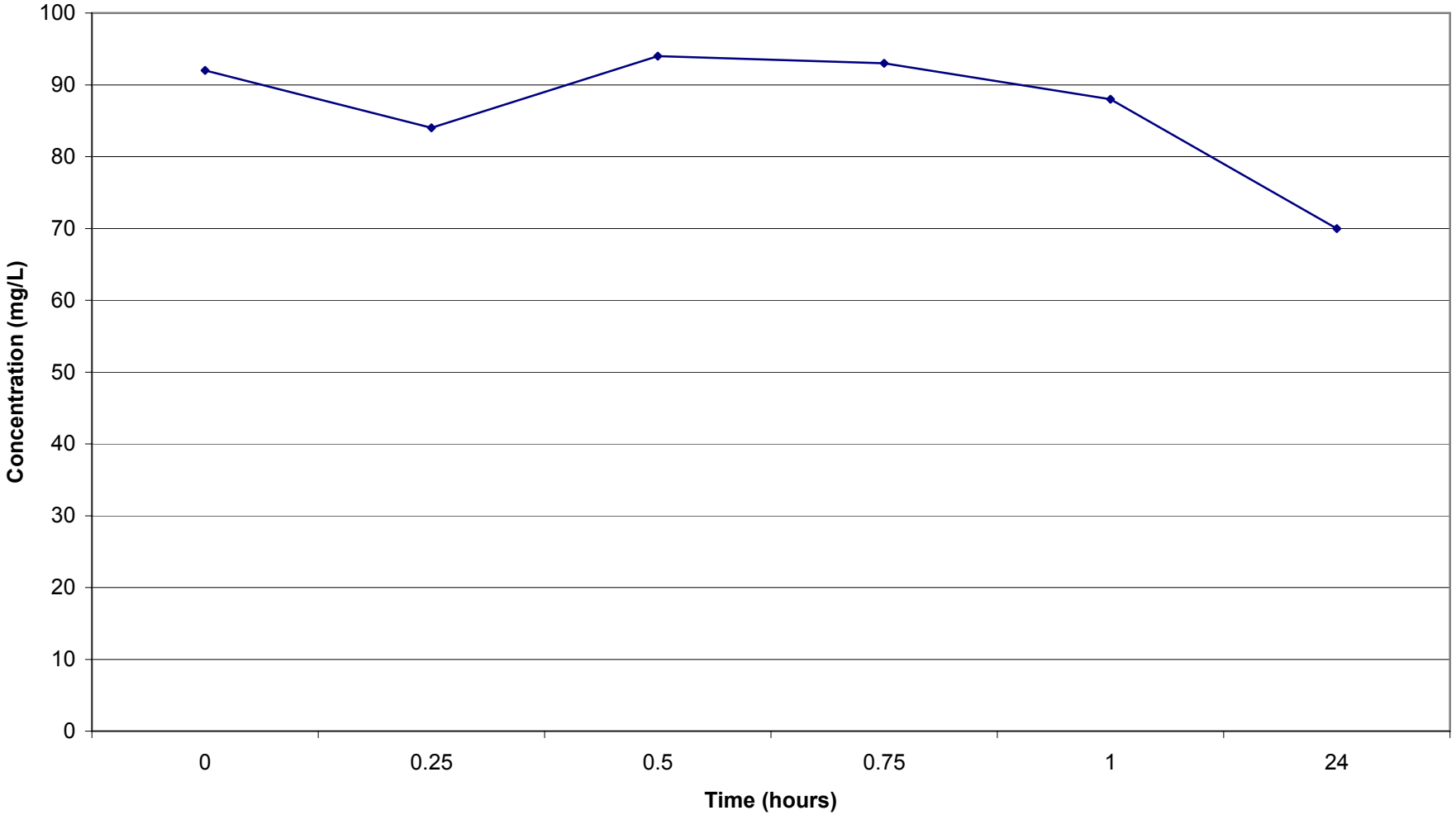

O'BRIEN & GERE

Figure 30a - EET Testing
SMU 7 - site 70050F
Volatile Organic Compounds

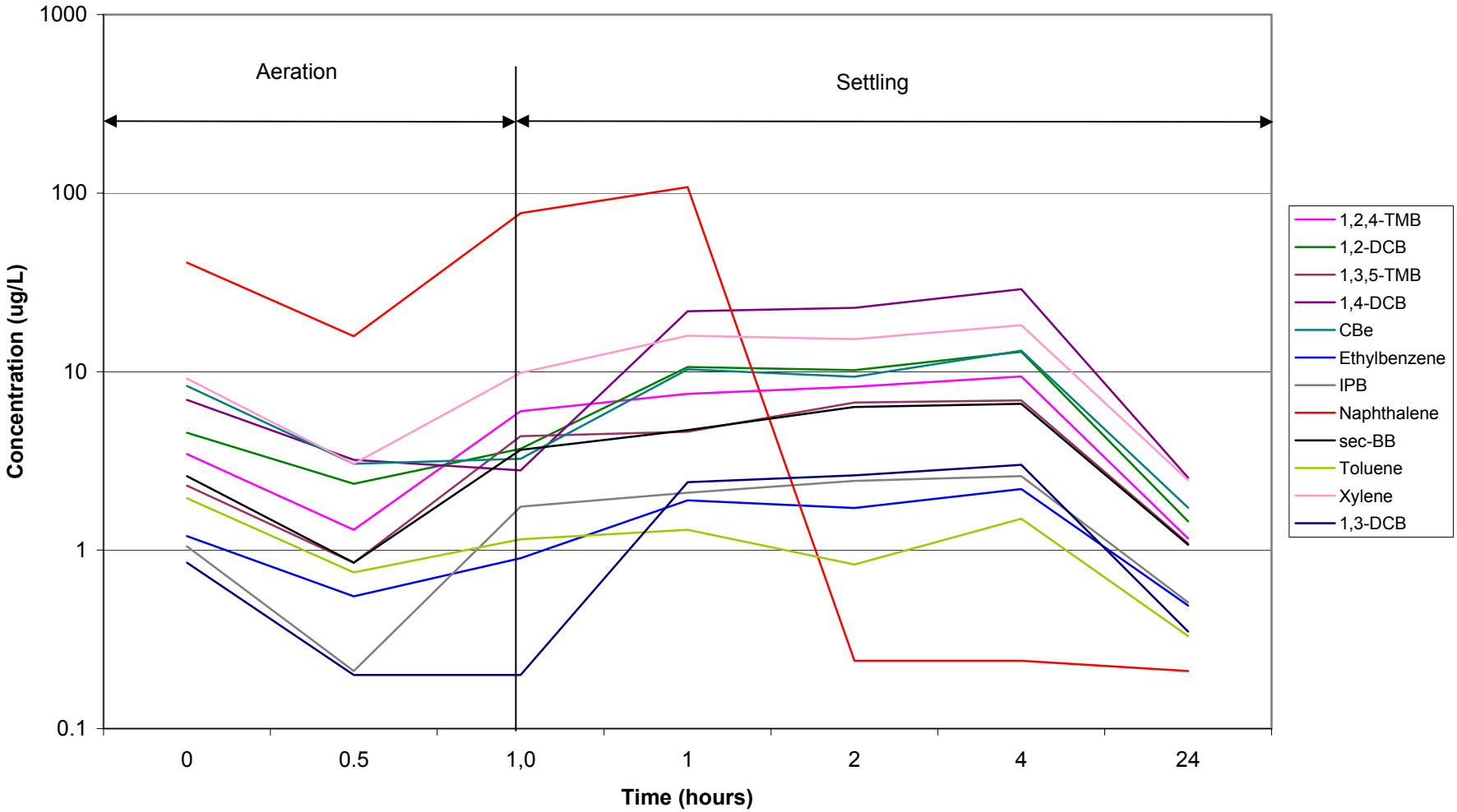

O'BRIEN & GERE

Figure 30b - EET Testing
SMU 7 - Site 70050F
Semi-Volatile organic Compounds

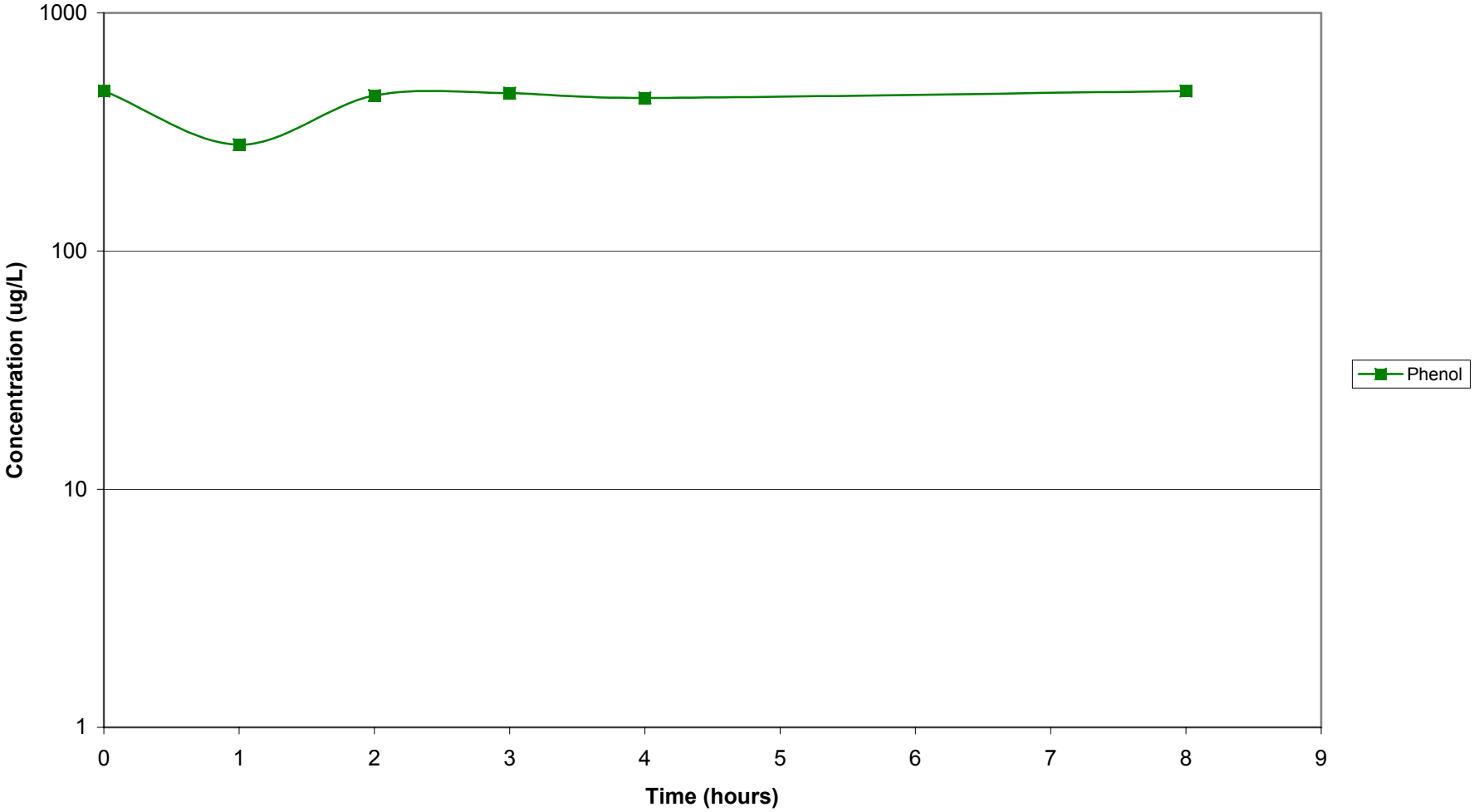

O'BRIEN & GERE

Figure 30c - EET Testing
SMU 7 - Site 70050F
Mercury

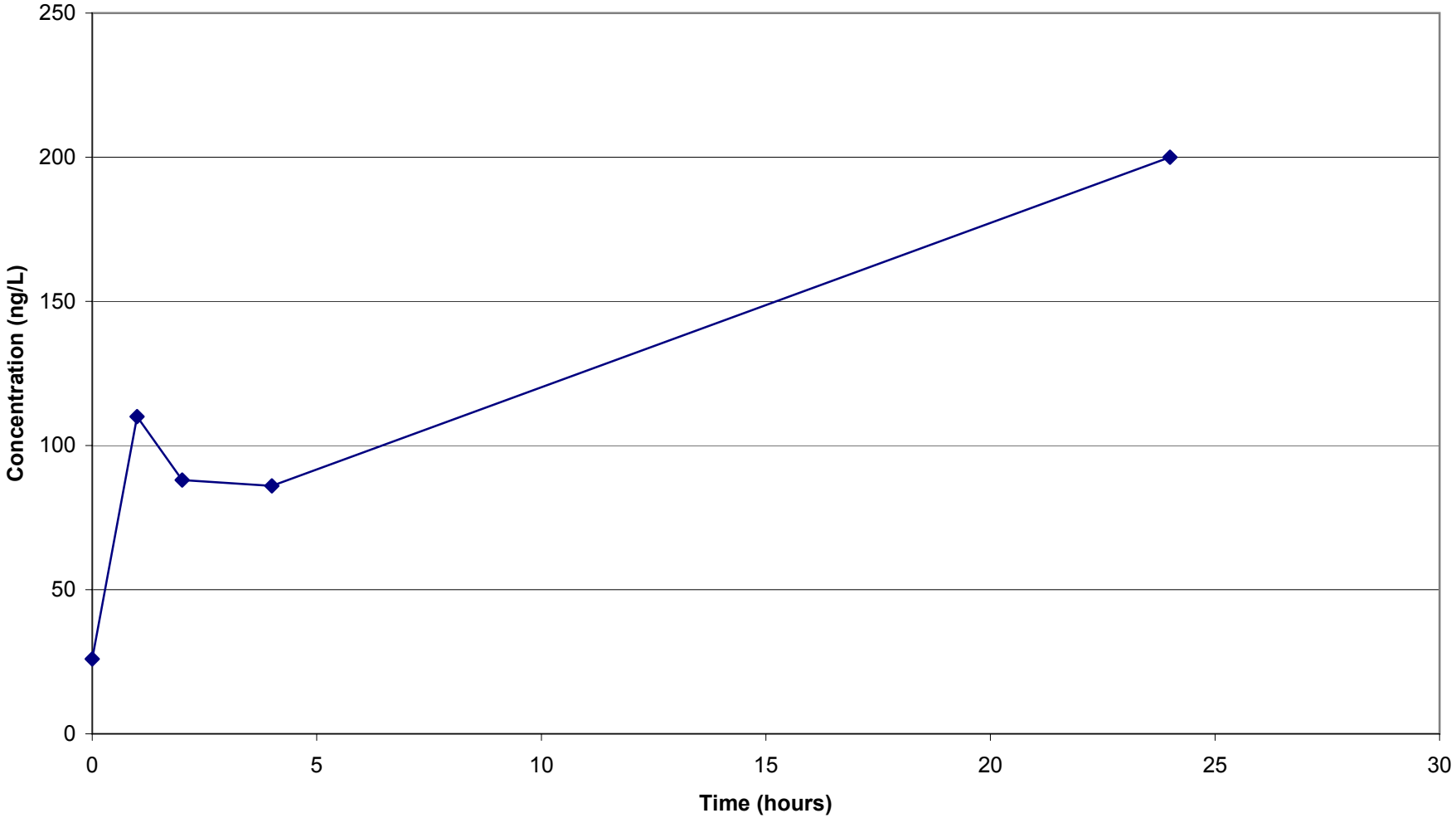

O'BRIEN & GERE

Figure 30d - EET Testing
SMU 7 - Site 70050F
Ammonia

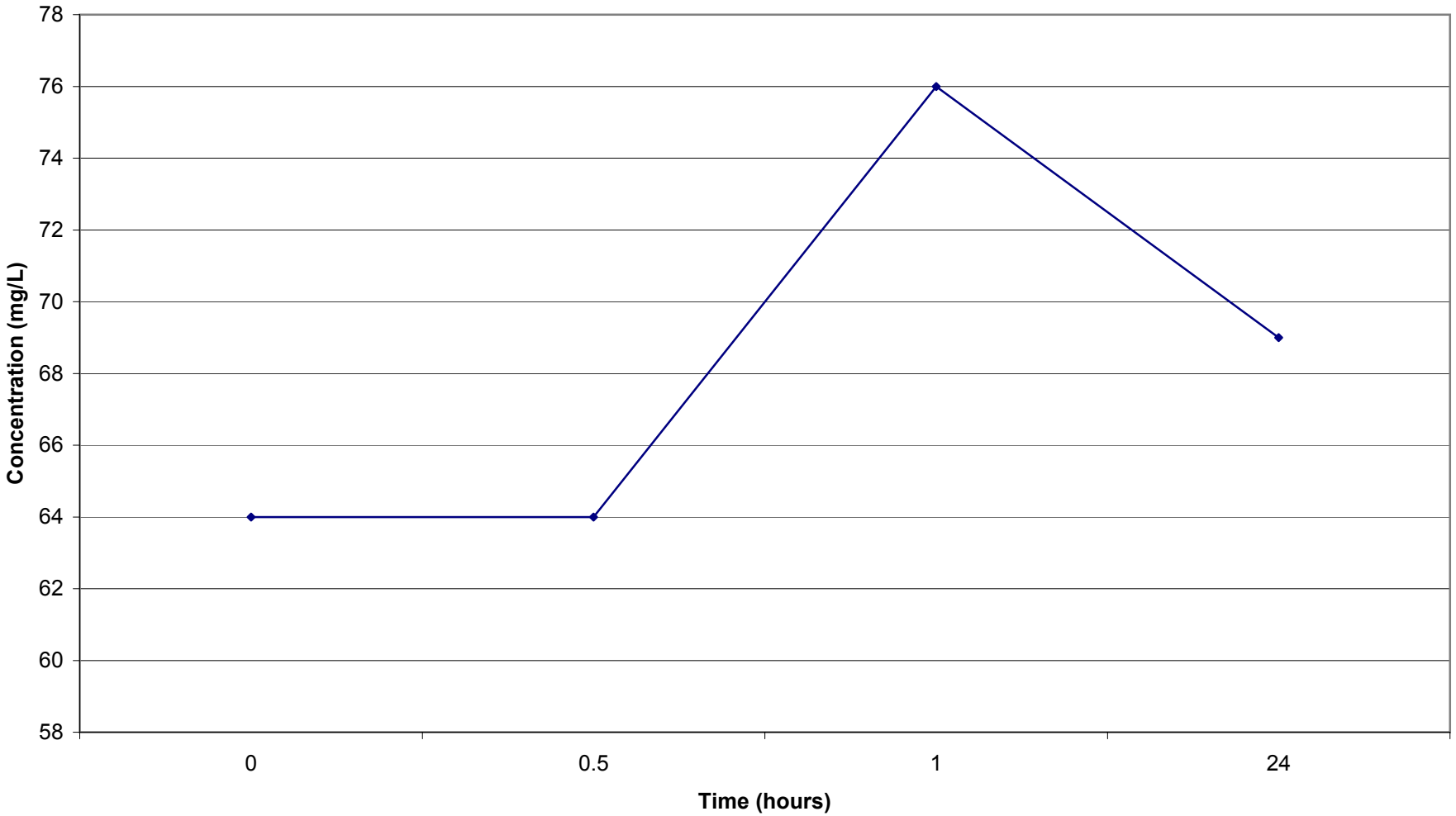

O'BRIEN & GERE

Figure 31
Honeywell
Dissolved Oxygen (DO) Concentration

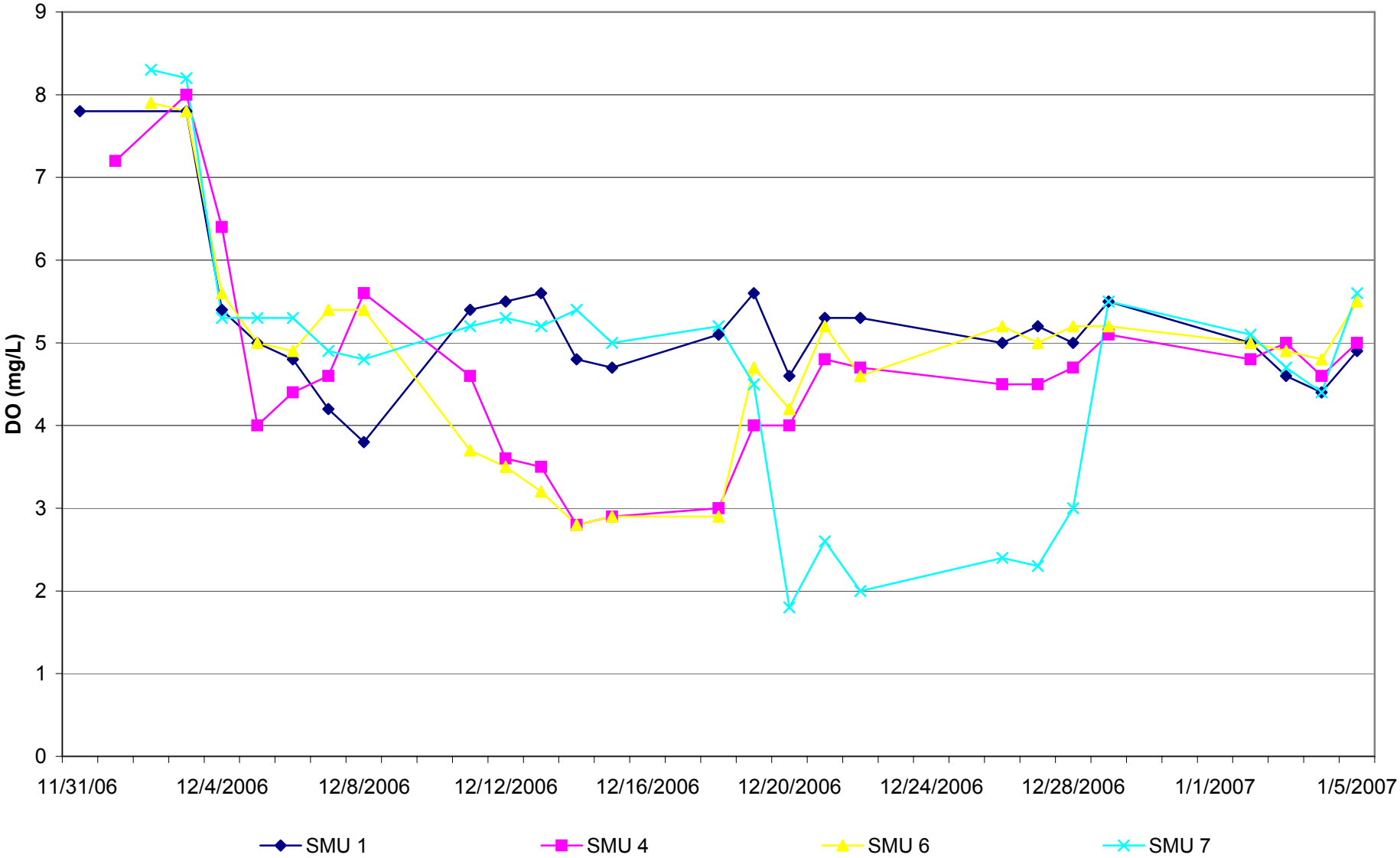

Source: O'Brien Gere Engineers, Inc.

Figure 32

Trickling Filter Columns Including Recycle and Aeration



O'BRIEN & GERE

Figure 33
Honeywell
Titration Curve - SMU 1A

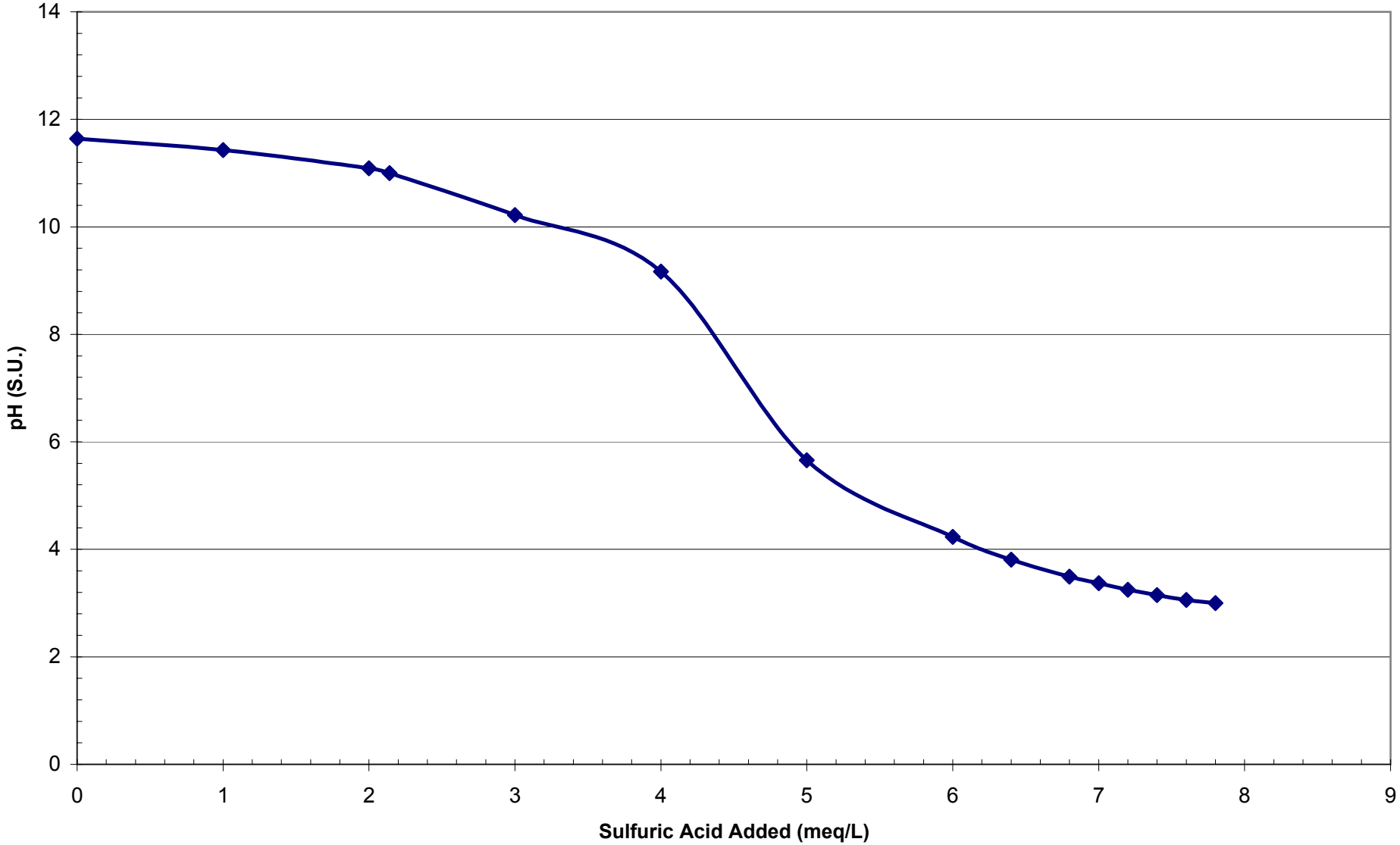

Source: O'Brien Gere Engineers, Inc.

O'BRIEN & GERE

Figure 34
Honeywell
Titration Curve SMU 1B

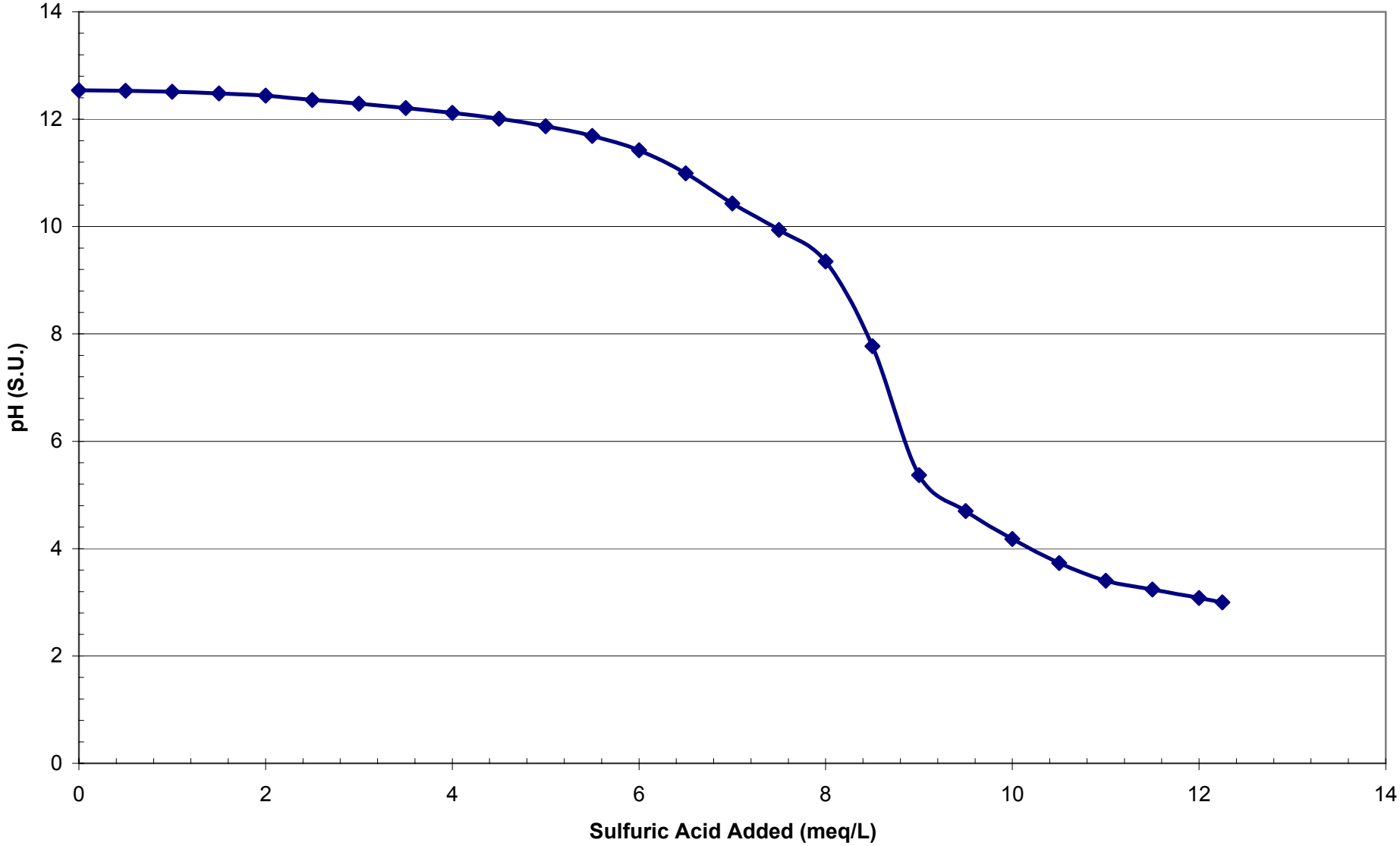

Source: O'Brien Gere Engineers, Inc.

O'BRIEN & GERE

Figure 35
Honeywell
Titration Data SMU 4

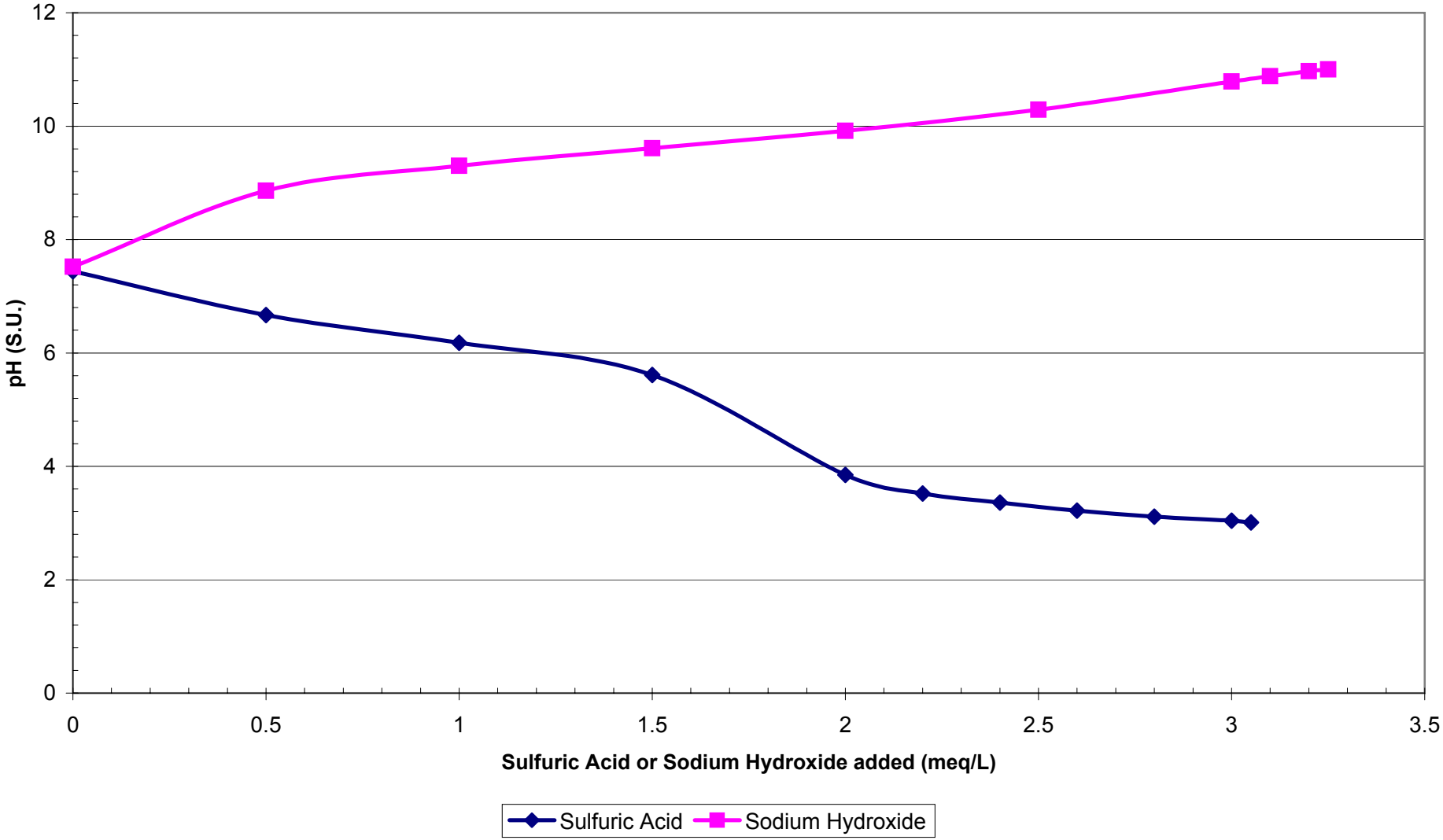

Source: O'Brien Gere Engineers, Inc.

O'BRIEN & GERE

Figure 36
Honeywell
Titration Data SMU 6

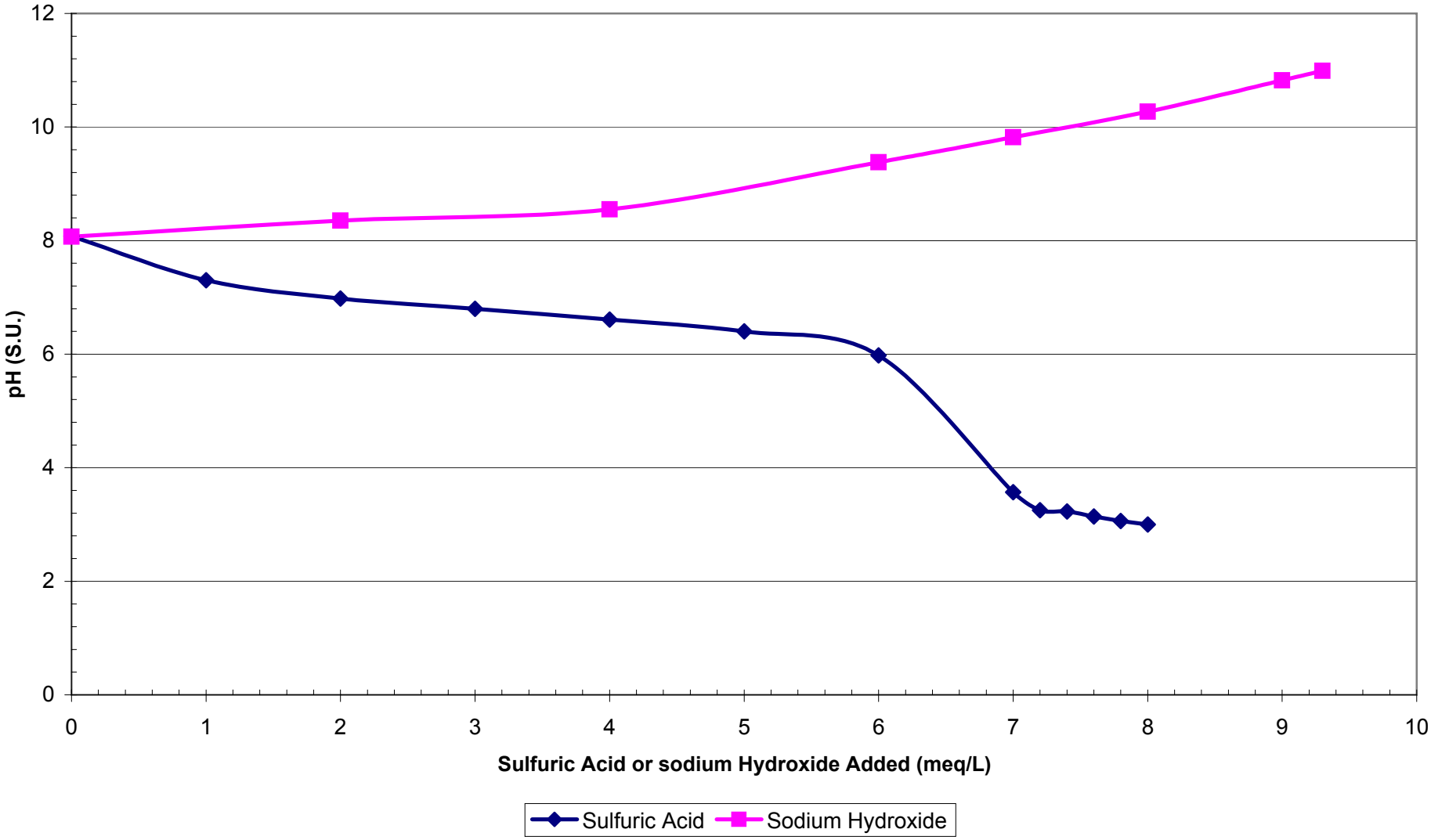

Source: O'Brien Gere Engineers, Inc.

O'BRIEN & GERE

Figure 37
Honeywell
Titration Data SMU 7

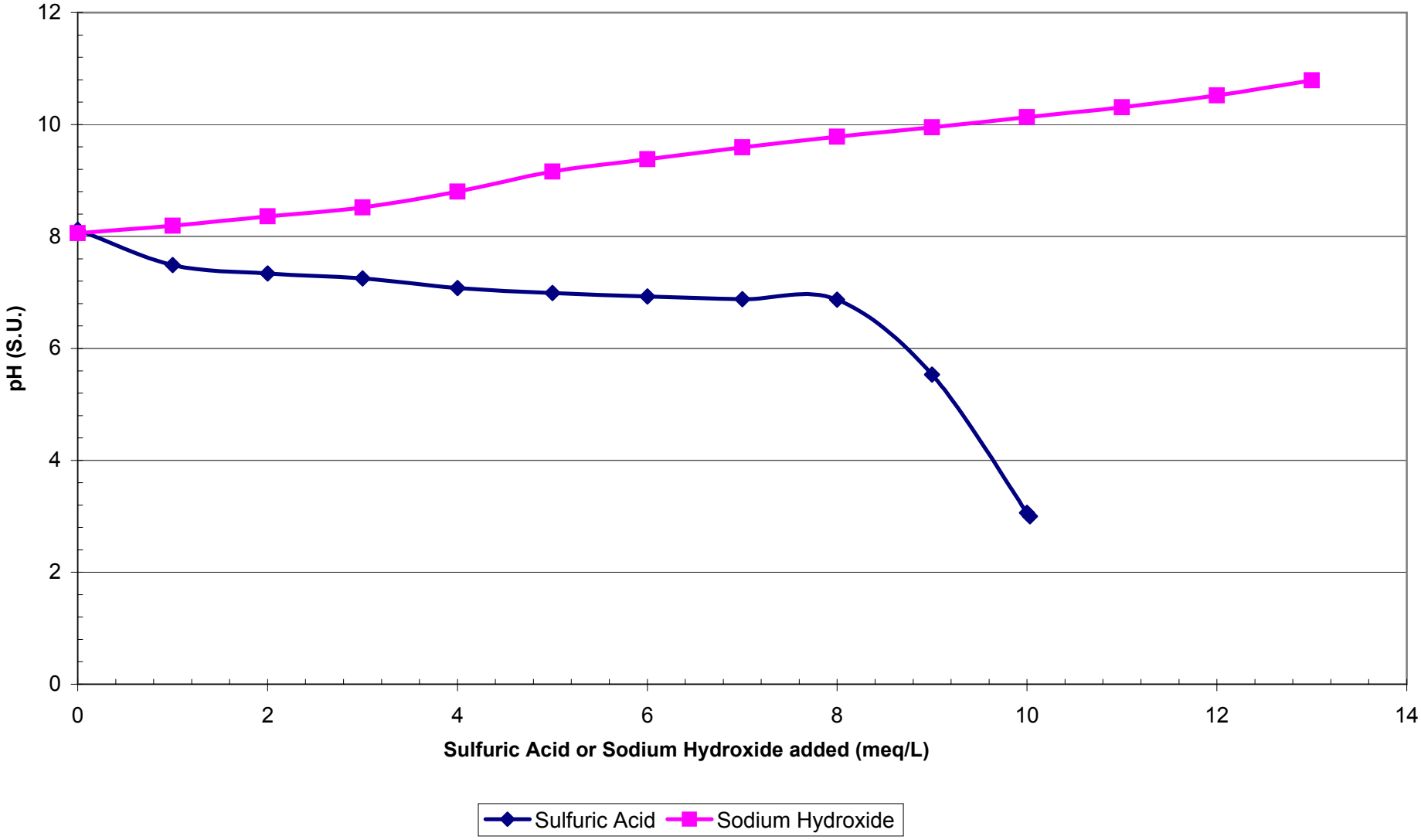

Source: O'Brien Gere Engineers, Inc.

O'BRIEN & GERE

Figure 38
Breakpoint Chlorination
SMU 1A - GAC/non GAC Treated

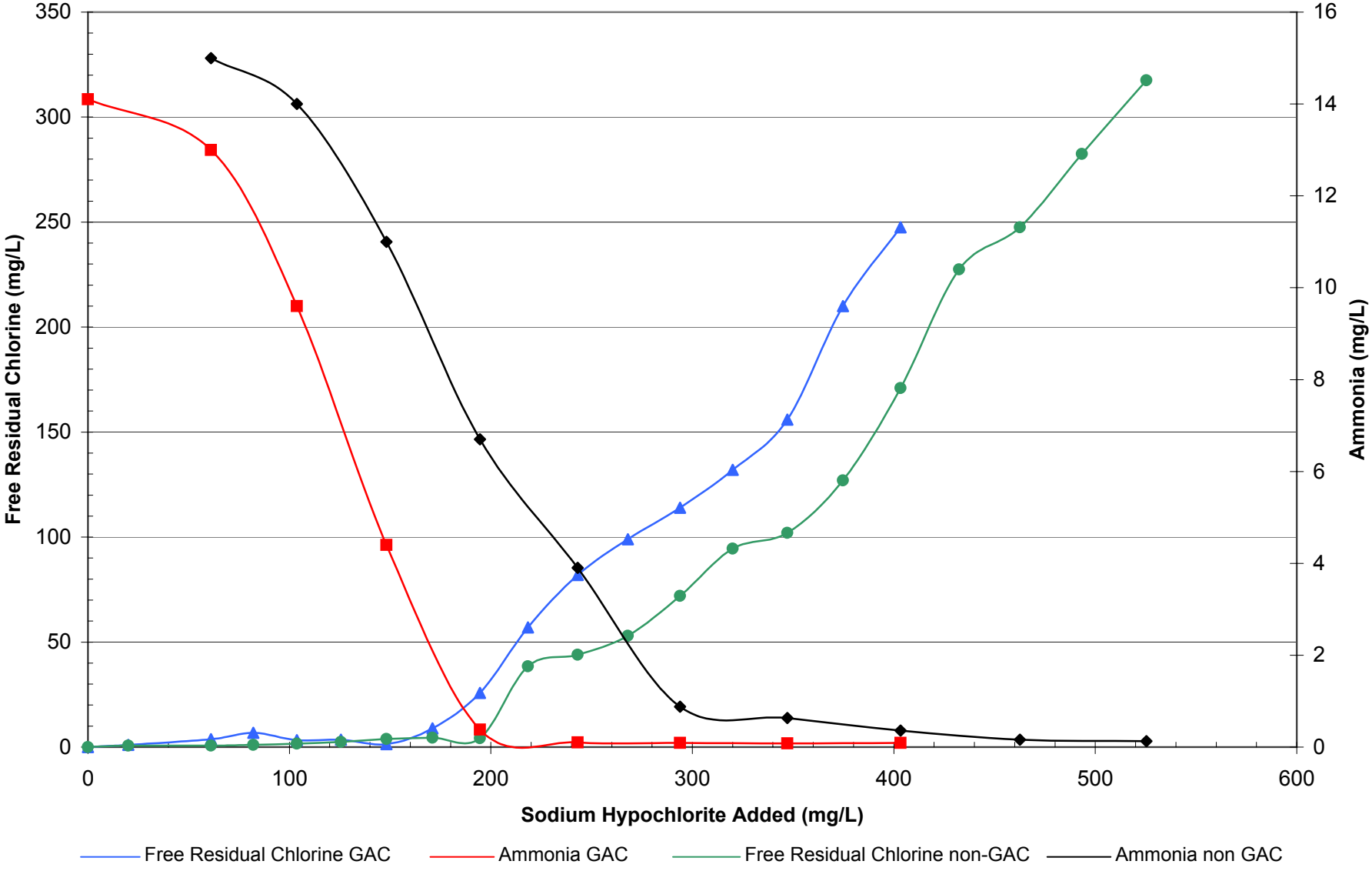

Source: O'Brien Gere Engineers, Inc.

O'BRIEN & GERE

Figure 39
Breakpoint Chlorination
SMU 1B - GAC/non GAC Treated

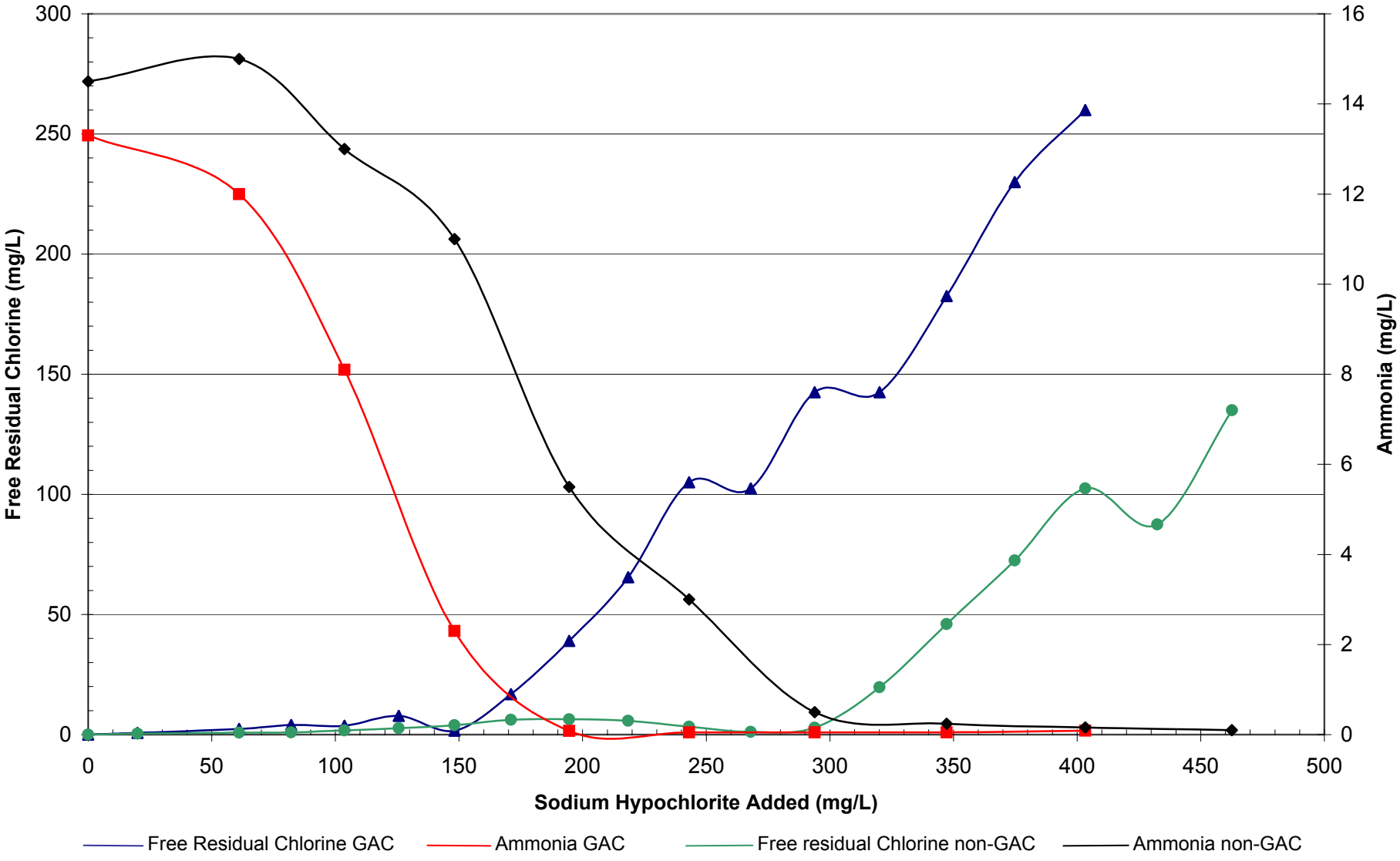

Source: O'Brien Gere Engineers, Inc.

O'BRIEN & GERE

Figure 40
Breakpoint Chlorination
SMU 4 - GAC/non GAC Treated

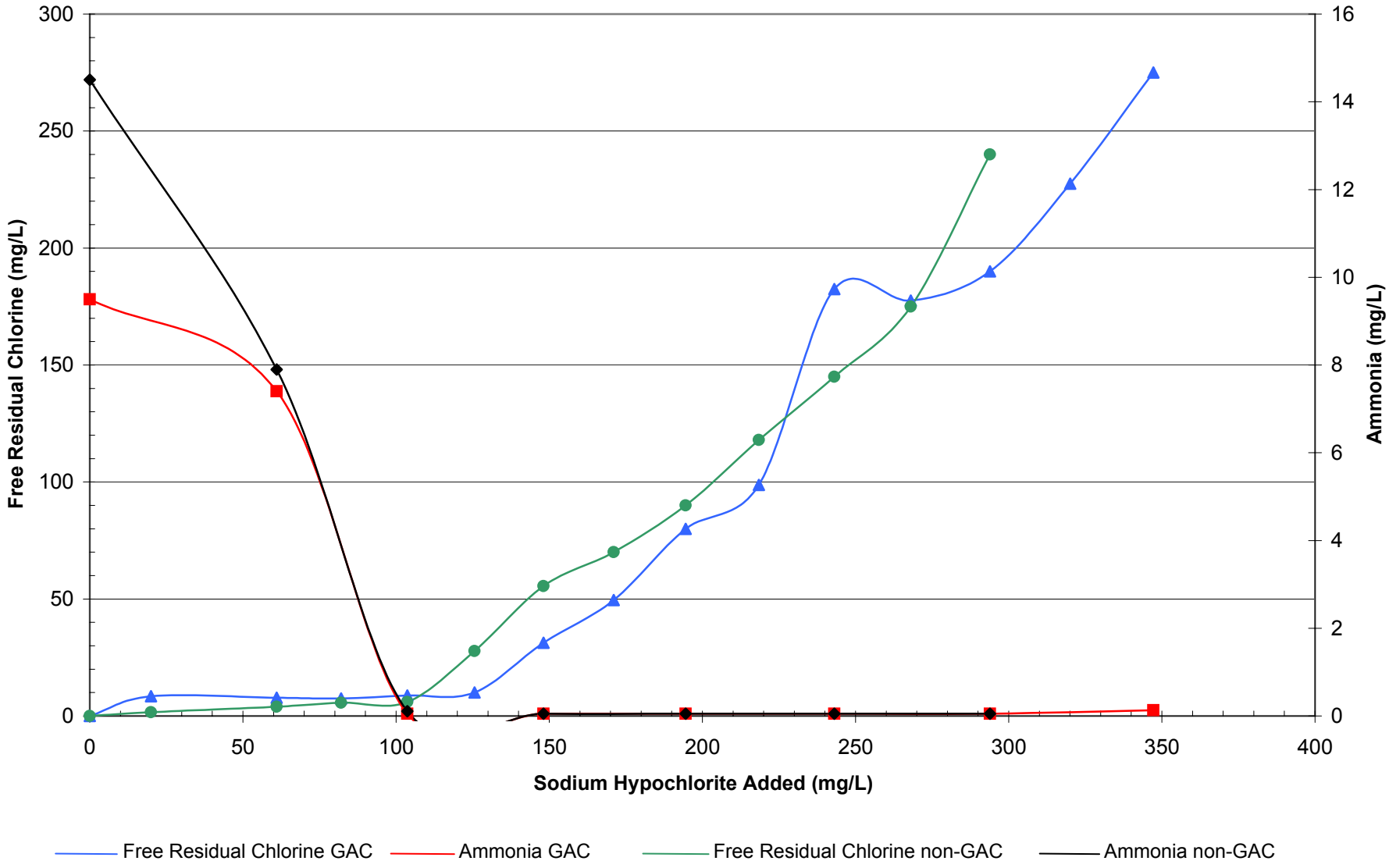

Source: O'Brien Gere Engineers, Inc.

O'BRIEN & GERE

Figure 41
Breakpoint Chlorination
SMU 6 - GAC/non GAC Treated

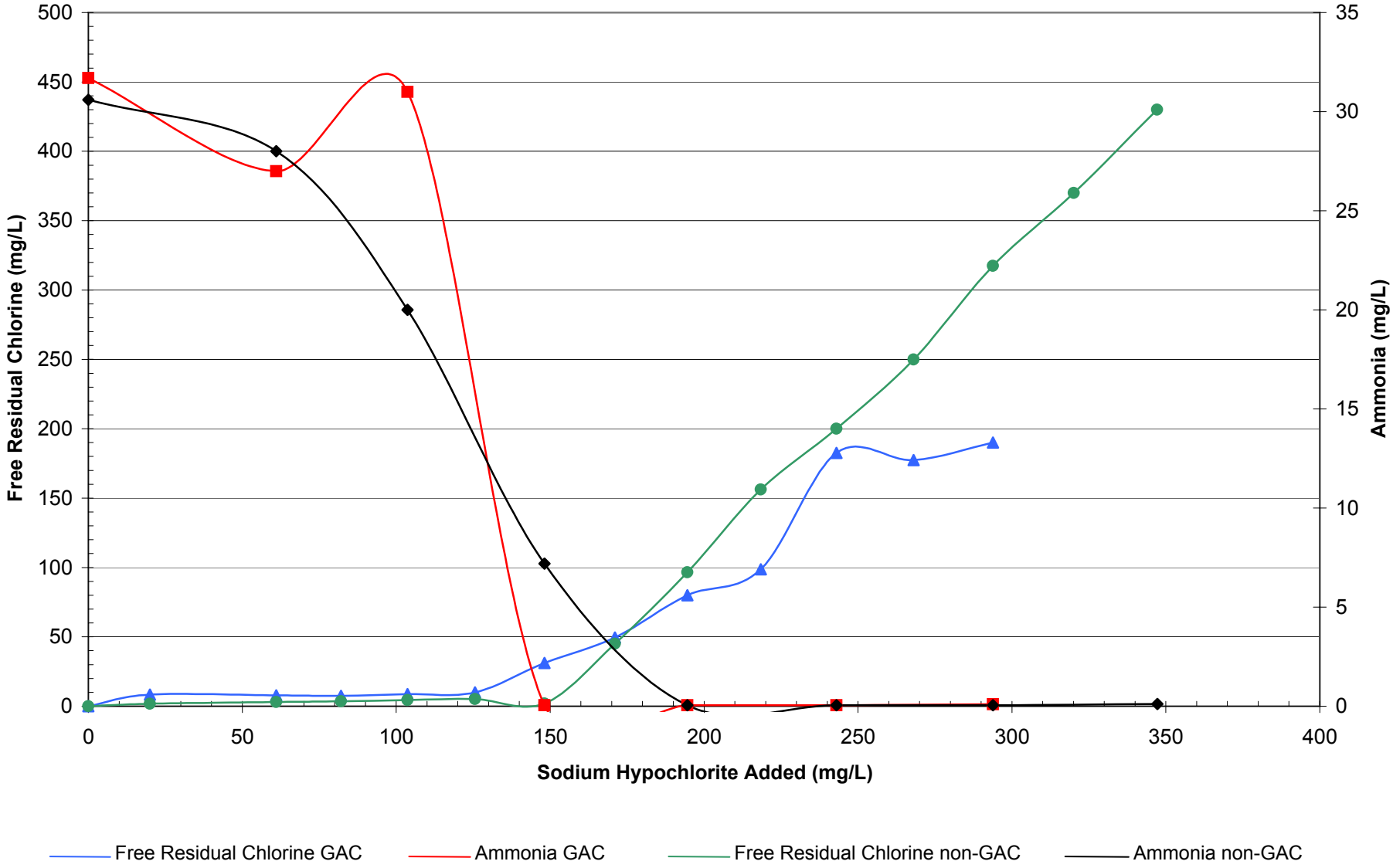

Source: O'Brien Gere Engineers, Inc.

O'BRIEN & GERE

Figure 42
Breakpoint Chlorination
SMU 7 - GAC/Non GAC Treated

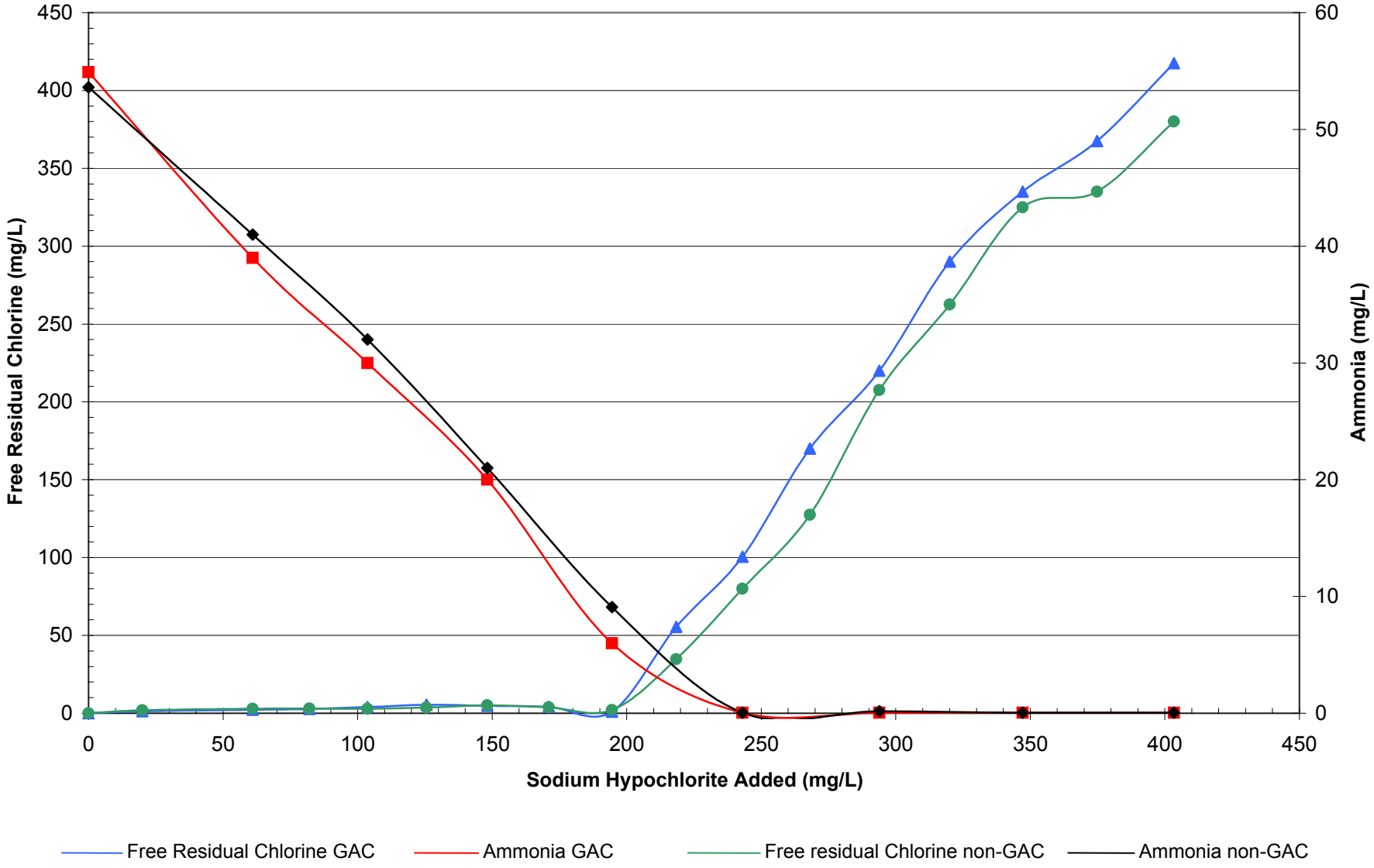

Source: O'Brien Gere Engineers, Inc.

O'BRIEN & GERE

Figure 43
Honeywell
Trickling Filter - Ammonia

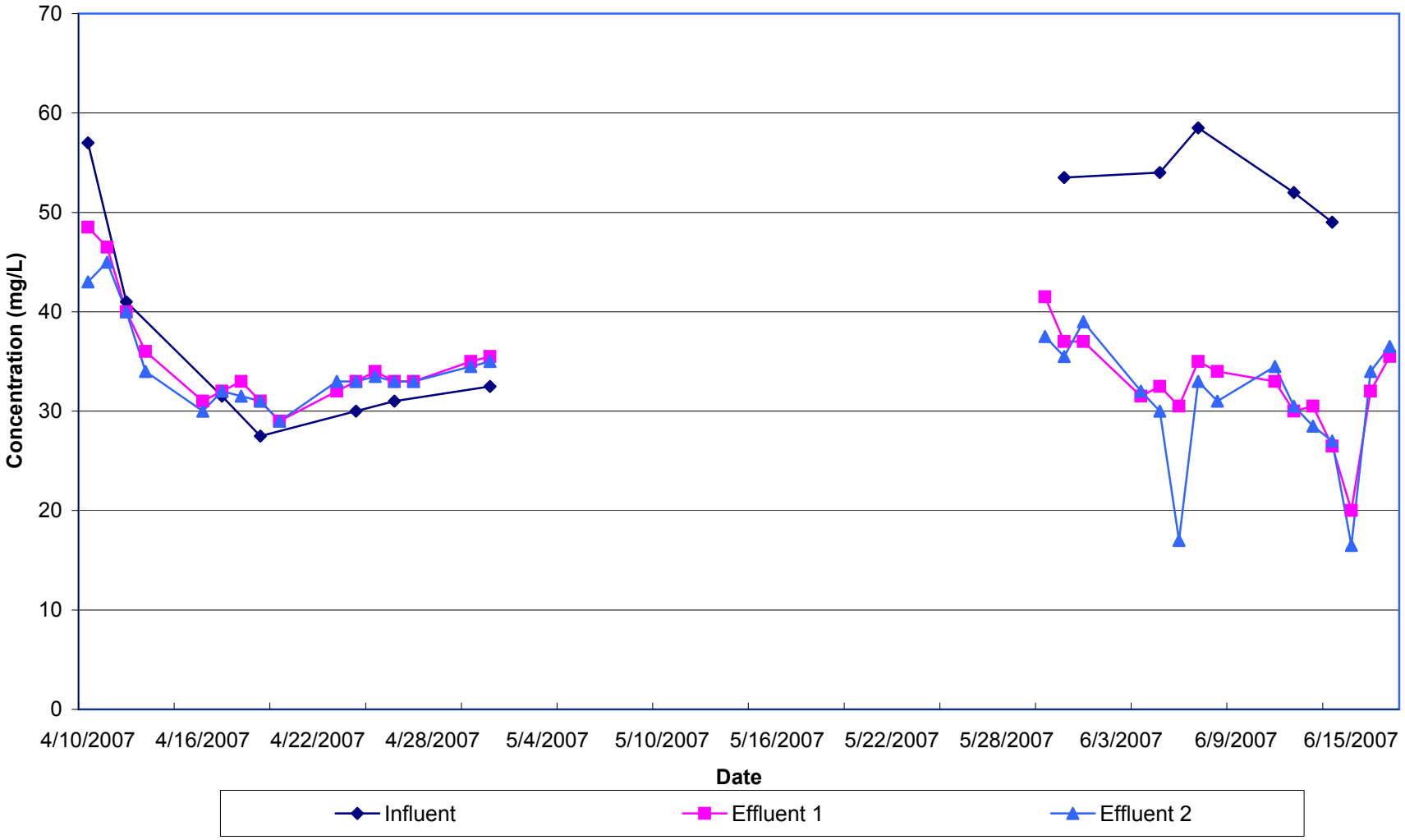

O'BRIEN & GERE

Figure 44
Honeywell
Trickling Filter - TKN

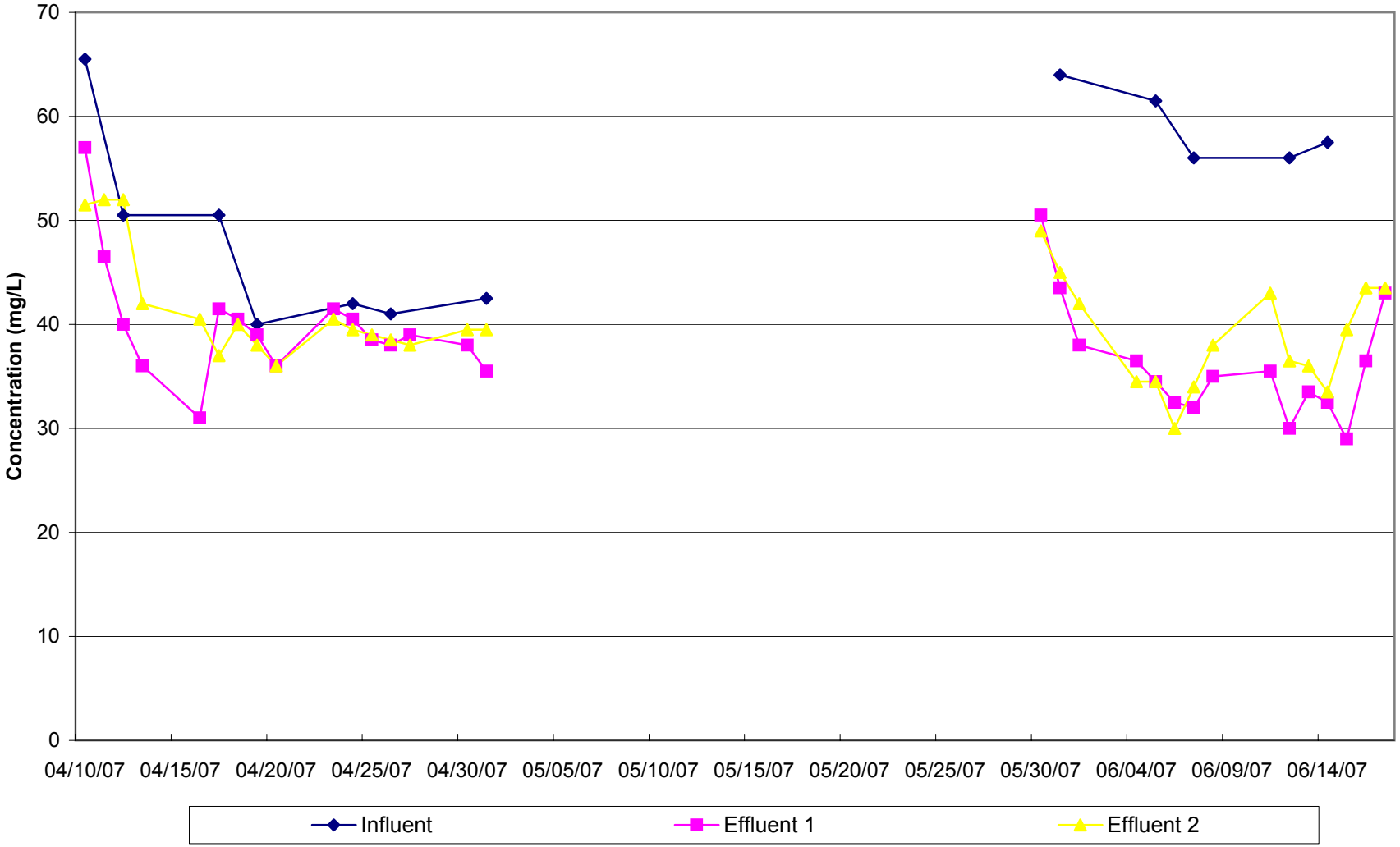

O'BRIEN & GERE

Figure 45
Honeywell
Trickling Filter - Nitrate

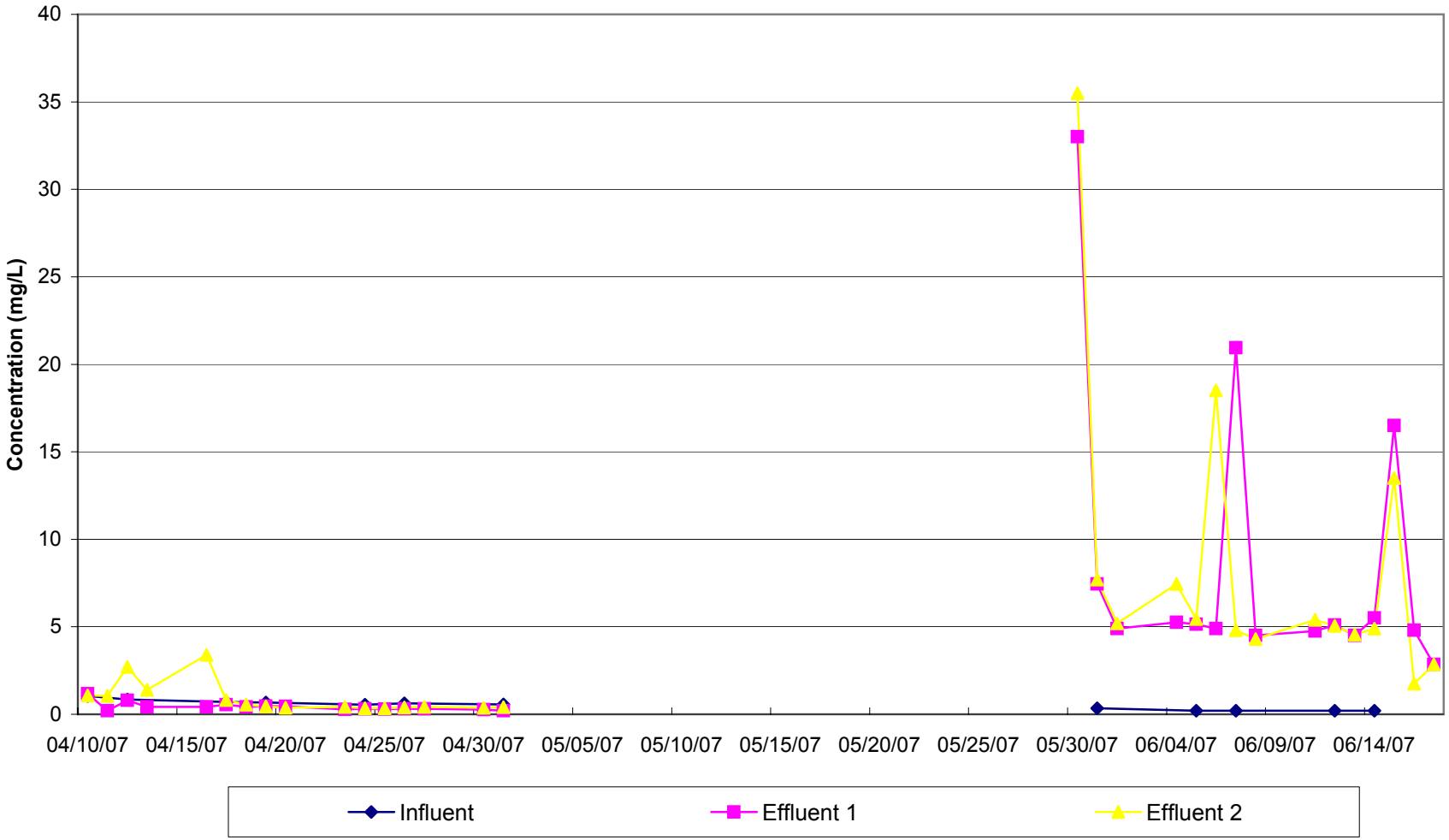

O'BRIEN & GERE

Figure 46
Honeywell
Trickling Filter - Alkalinity

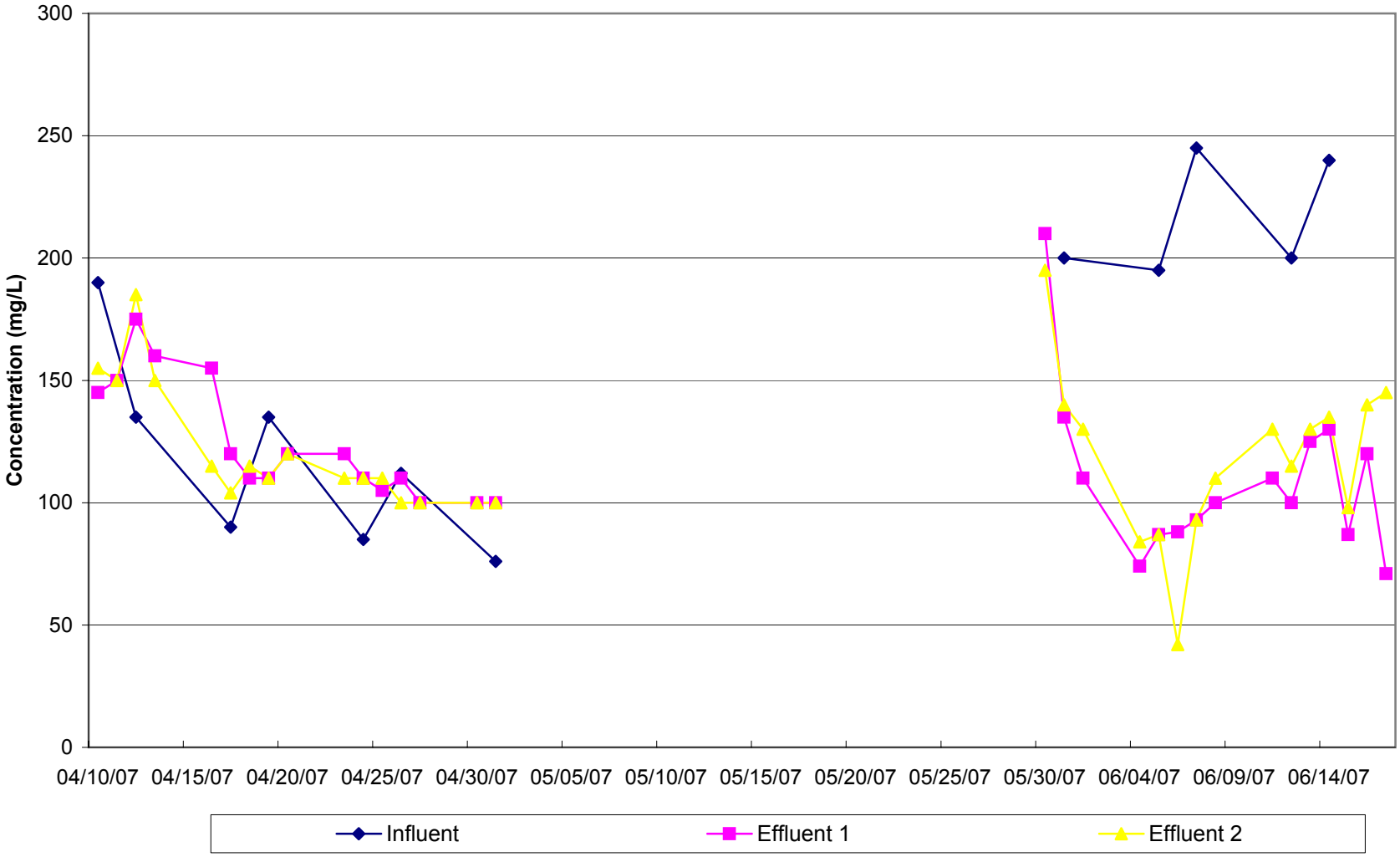

O'BRIEN & GERE

Figure 47
Honeywell
Comparison of Effluent BOD and Effluent Ammonia

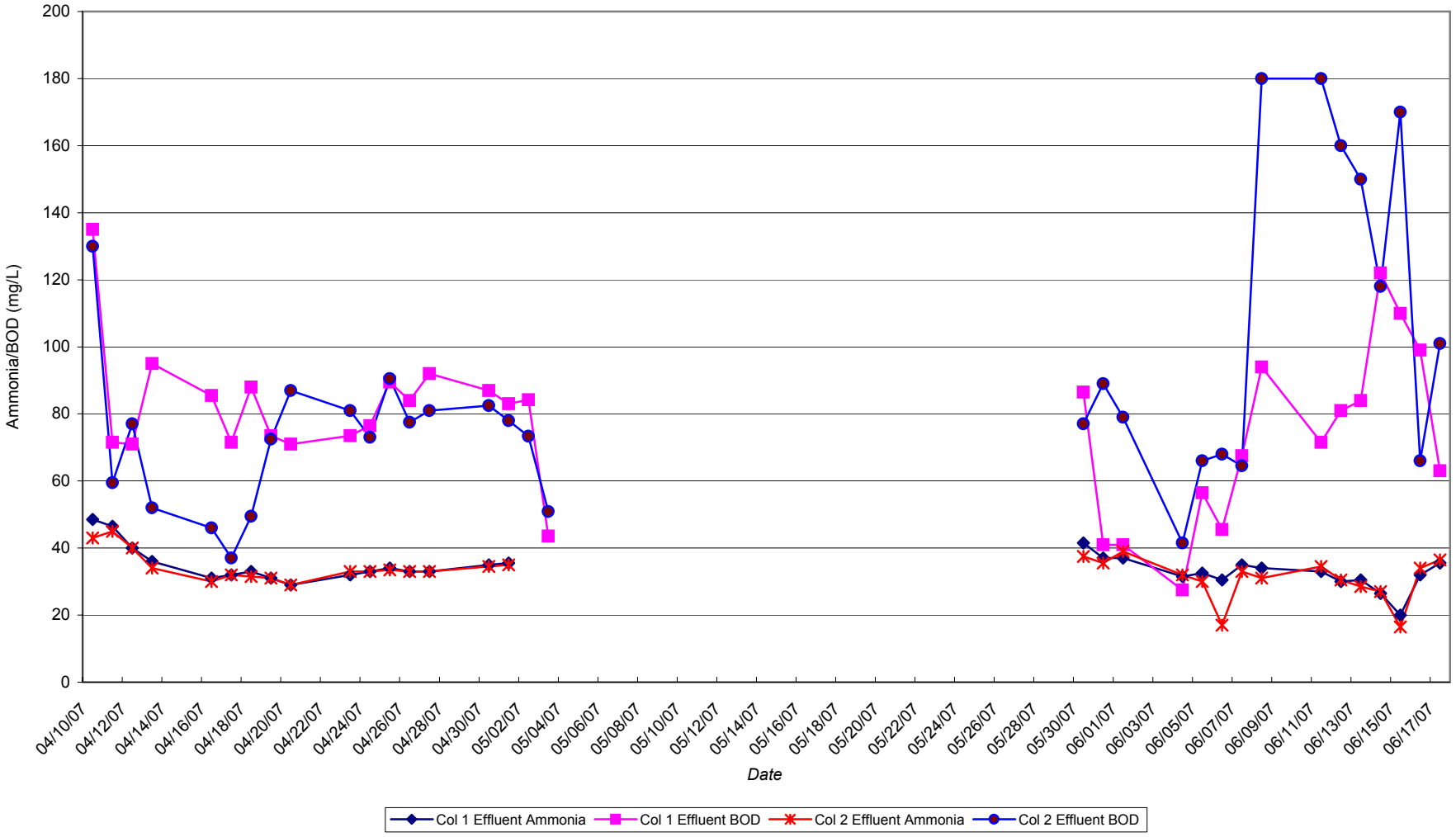

Trickling Filter Media

March 16, 2007

May 30, 2007

I:\DIV58\Projects\1163 - Honeywell\39836-Phase 2 SCA treatability\4_n&d\Trickling filter\Trickling Filter Test Results\Trickling Filter Media.doc

Figure 49
Media After Testing

Photo Showing Trickling Filter Media Removed From the Column

I:\DIV58\Projects\1163 - Honeywell\39836-Phase 2 SCA treatability\4_n&d\Trickling filter\Trickling Filter Test Results\Media after testing.doc

O'BRIEN & GERE
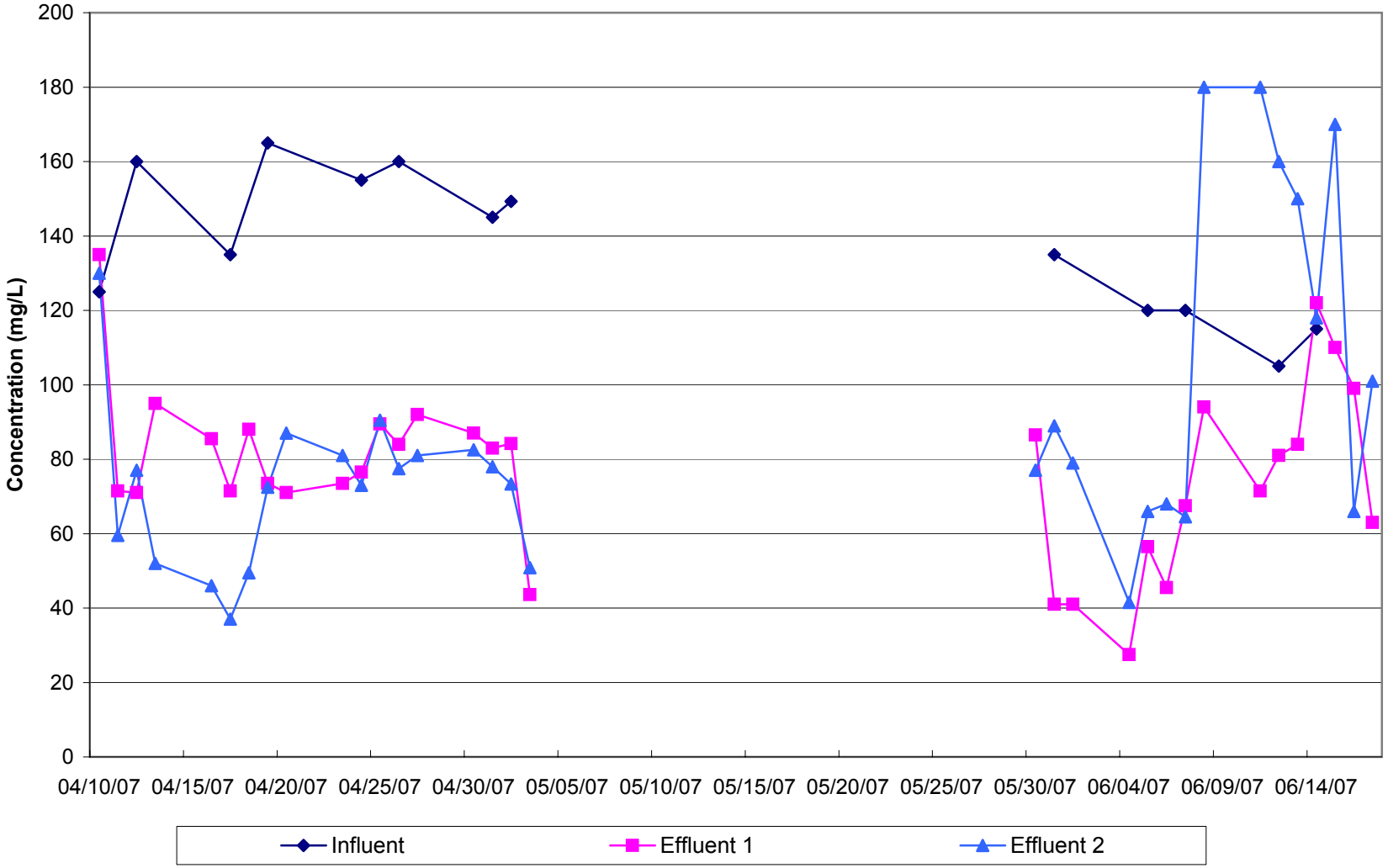
Figure 50
Honeywell
Trickling Filter - BOD