Exponent®

Final Data Usability and Summary Report Evaluation of Nitrate Addition to Control Methylmercury Production in Onondaga Lake: 2006 Study

Prepared for

Honeywell
Morristown, New Jersey

Final Data Usability and Summary Report Evaluation of Nitrate Addition to Control Methylmercury Production in Onondaga Lake: 2006 Study

Prepared for

Honeywell
101 Columbia Road
PO Box 2105
Morristown, NJ 07962

Prepared by

Exponent
3 Clock Tower Place, Suite 205
Maynard, MA 09175

in conjunction with

Upstate Freshwater Institute
P.O. Box 506
Syracuse, NY 13214

Center for Environmental Systems Engineering
Syracuse University
151 Link Hall
Syracuse, NY 13210

August 2007

© Exponent, Inc.

Doc. no. 8602002.009 0201 0807 BH31

Contents

	Page
List of Figures	**v**
List of Tables	**v**
Acronyms and Abbreviations	**vi**
1 Project Background and Objectives	**1**
1.1 Background	1
1.2 Project Objectives	2
1.3 Project Description	2
2 Field and Analytical Methods	**4**
2.1 Experimental Design	4
2.2 Sampling Methods	4
2.2.1 Mercury and Methylmercury Field Blanks	4
2.2.2 Gas Cone Sampling	5
2.3 Sample Handling and Custody	5
2.4 Analytical Methods	6
2.4.1 Chloride	6
2.4.2 Chlorophyll *a*	7
2.4.3 Dissolved Organic Carbon	7
2.4.4 Total Inorganic Carbon	7
2.4.5 Nitrate + Nitrite, Nitrite	7
2.4.6 Ammonia	8
2.4.7 Sulfide (Electrode)	8
2.4.8 Sulfide (Titration)	8
2.4.9 Ferrous Iron	8
2.4.10 Methane and Nitrogen Gas	8
2.4.11 Total Mercury	9
2.4.12 Methylmercury	9

Page

3 Data Verification and Validation 10

3.1 Data Verification 10

3.1.1 Deviations From the Work Plan and QAPP 10

3.2 Data Validation 13

4 Data Usability Assessment 15

4.1 General Data Usability 15

4.1.1 Is the data package complete as defined by the project work plan and QAPP? 15

4.1.2 Have all holding times been met? 15

4.1.3 Do all the quality control data fall within the quality control acceptance limits defined in the QAPP? 15

4.1.4 Have all of the data been generated using established and agreed upon analytical protocols? 16

4.1.5 Does an evaluation of the raw data confirm the results provided in the data summary sheets and quality control verification forms? 16

4.1.6 Have the correct data qualifiers been used? 16

4.2 Test-Specific Data Usability Summaries 16

4.2.1 Chlorophyll *a* 16

4.2.2 Nitrite+Nitrate 16

4.2.3 Nitrite 17

4.2.4 Ammonia 17

4.2.5 Dissolved Organic Carbon 17

4.2.6 Total Inorganic Carbon 18

4.2.7 Chloride 18

4.2.8 Ferrous Iron 18

4.2.9 Dissolved and Ebullitive Methane 19

4.2.10 Dissolved and Ebullitive Nitrogen 19

4.2.11 Sulfide by Ion Selective Electrode 20

4.2.12 Sulfide by Titration 20

4.2.13 Total Mercury 20

4.2.14 Methylmercury 21

5 References 22

Appendix A Data Validation Summary Tables
Appendix B Analytical Result Summary Tables
Appendix C Analytical Result Graphs
Appendix D Analytical Quality Control Results
Appendix E Chain-of-Custody Documents

List of Figures

Page

Figure 1. Bathymetric map of Onondaga Lake 3

List of Tables

Table 1. Target analyte list, methods, and method detection and reporting limits

Table 2. Analytical components and associated appendix tables

Table 3. Sample analysis summary count by event

Table 4. Listing of study analytes and projected and actual analyses

Table 5. Summary of field blanks collected during summer 2006 study of Onondaga Lake

Table 6. Responsibilities for verification of data and sampling activities

Table 7. Data usability summary by parameter

Tables are presented following the main text.

Acronyms and Abbreviations

CCB	continuing calibration blank
CCV	continuing calibration verification
COC	chain-of-custody
CVAFS	cold-vapor atomic fluorescence spectrometer
DOC	dissolved organic carbon
EPA	U.S. Environmental Protection Agency
ICB	initial calibration blank
ICV	initial calibration verification
ISE	ion-selective electrode
LCS	laboratory control sample
National Functional Guidelines	*Contract Laboratory Program National Functional Guidelines for Inorganic Data Review*
NO_x	nitrate+nitrite
NYSDEC	New York State Department of Environmental Conservation
OPR	ongoing precision and recover
QAPP	quality assurance project plan
SM	standard method
SOP	standard operating procedure
SU	Syracuse University
TIC	total inorganic carbon
TOC	total organic carbon
UFI	Upstate Freshwater Institute
UV	ultraviolet

1 Project Background and Objectives

This report presents a summary of the data collected by the Upstate Freshwater Institute (UFI) and Syracuse University (SU) in 2006 on behalf of Honeywell, Inc., to support the evaluation of nitrate addition as a means to control methylmercury production in Onondaga Lake (Nitrate Evaluation Study). This report presents a summary of the field and analytical methods, the findings from the data validation and usability assessment, and the final validated sample results.

The report consists of the following sections:

- Background and Objectives
- Field and Analytical Methods
- Data Verification and Validation
- Data Usability Assessment
- Appendix A—Data Validation Summary Tables
- Appendix B—Analytical Result Summary Tables
- Appendix C—Analytical Result Graphs
- Appendix D—Analytical Quality Control Results
- Appendix E—Chain-of-Custody Documents.

1.1 Background

The sediments, water column, and biota of Onondaga Lake are contaminated with mercury. Mercury cycling in the lake is influenced by metabolic activity, including primary production and decomposition processes. Currently, a remediation initiative under the Amended Consent Judgment between Onondaga County and the U.S. Environmental Protection Agency (EPA) (aimed at abating the impacts of domestic waste discharged to the lake) has greatly altered lake metabolism by 1) changing the level of primary production, and thereby the supply of organic carbon delivered to the lake sediments, and 2) shifting the metabolic pathways by which this organic matter is decomposed. These effects have diminished the role of sulfate (SO_4^{2-}) reduction in the decomposition of organic matter. This is important because sulfate-reducing bacteria are responsible for the methylation of ionic mercury. Recent mercury measurements from the water column of the lake suggest that noteworthy changes in the cycling of mercury, and perhaps levels of contamination, may have occurred since detailed measurements were made in the early 1990s.

In September and October 2005, UFI and SU made presentations to the regulatory community (including the New York State Department of Environmental Conservation [NYSDEC] and EPA) and Honeywell, Inc., concerning changes in the oxygen resources and decomposition pathways of the lake. As part of those presentations, a new approach was suggested to potentially abate the accumulation of methylmercury in the hypolimnion of the lake. In this approach, nitrate would be added to the hypolimnion of the lake to inhibit sulfate reduction and control production of methylmercury. This study was designed to provide a basis for the evaluation of nitrate addition to control methylmercury production in Onondaga Lake.

1.2 Project Objectives

The following were the objectives of the 2006 Nitrate Evaluation Study:

- Evaluate the role of nitrate in controlling methylmercury production in Onondaga Lake
- Document, with sufficient resolution, the interaction between methylmercury production and related metabolic and redox processes, with particular emphasis on dissolved oxygen and nitrate
- Evaluate current conditions with respect to methane (CH_4) gas ebullition and its potential role in mercury release from sediment.

The three remaining objectives of the study are to 1) preliminarily evaluate the feasibility of controlling methylmercury production in the lower waters of the lake through nitrate addition, 2) preliminarily evaluate the impact of nitrate addition to control methylmercury production in the lower waters of the lake, and 3) evaluate the feasibility of developing a quantitative framework for simulating redox status in Onondaga Lake. The first two objectives are addressed in a separate report titled *Preliminary Feasibility Analysis for Control of Methylmercury Production in the Lower Waters of Onondaga Lake Through Nitrate Addition* (UFI and SU 2007a). The third objective will be addressed as part of the sediment incubation study to be conducted by SU and UFI in the fall of 2007. The work plan for this study is currently being prepared.

1.3 Project Description

The nitrate/methylmercury monitoring program for 2006 was partitioned into two components, water column and sediment gas. The water column component had two elements: 1) water column sampling, and 2) *in situ* robotic measurements. The water column sampling element took place on a weekly basis from late March through October, and on a bi-weekly basis in November. The lake was sampled at one location (south deep), at variable depths (depending on parameter). Sample collection was conducted according to National Environmental Laboratory Accreditation Program and EPA specifications, as documented in the quality assurance project plan (QAPP) appended to the work plan (UFI and SU 2007b), except where noted in this report. The analytes of concern are listed in Tables 1, 2, and 3. Several analyses

included on the chain-of-custody (COC) forms were collected concurrently with the Nitrate Evaluation Study samples but were not funded by Honeywell and are not covered in this report. The work plan contains additional details on the sampling design, scope of work, field sampling procedures, station locations, and sample depths.

The water column *in situ* robotic measurements include dissolved oxygen, temperature, specific conductance, pH, fluorometric chlorophyll, and turbidity, and are available at www.ourlake.org, a public web site. These data are presented on the web site as daily depth interval profiles and are not covered in this report.

The sediment gas-monitoring component had a single element, the assessment of gas ebullition (gas bubbles released from the sediment). The ebullition samples were collected using inverted 0.75-m diameter cones fitted with inverted graduated separatory funnels. Three cones were deployed at the south deep station, and one cone at the north deep station (Figure 1). The cones were deployed approximately 2 m above the sediments and weekly collections of the gas samples were made from April through October. The samples were analyzed for methane and nitrogen (N_2) gas on 23 of the ebullitive gas collections.

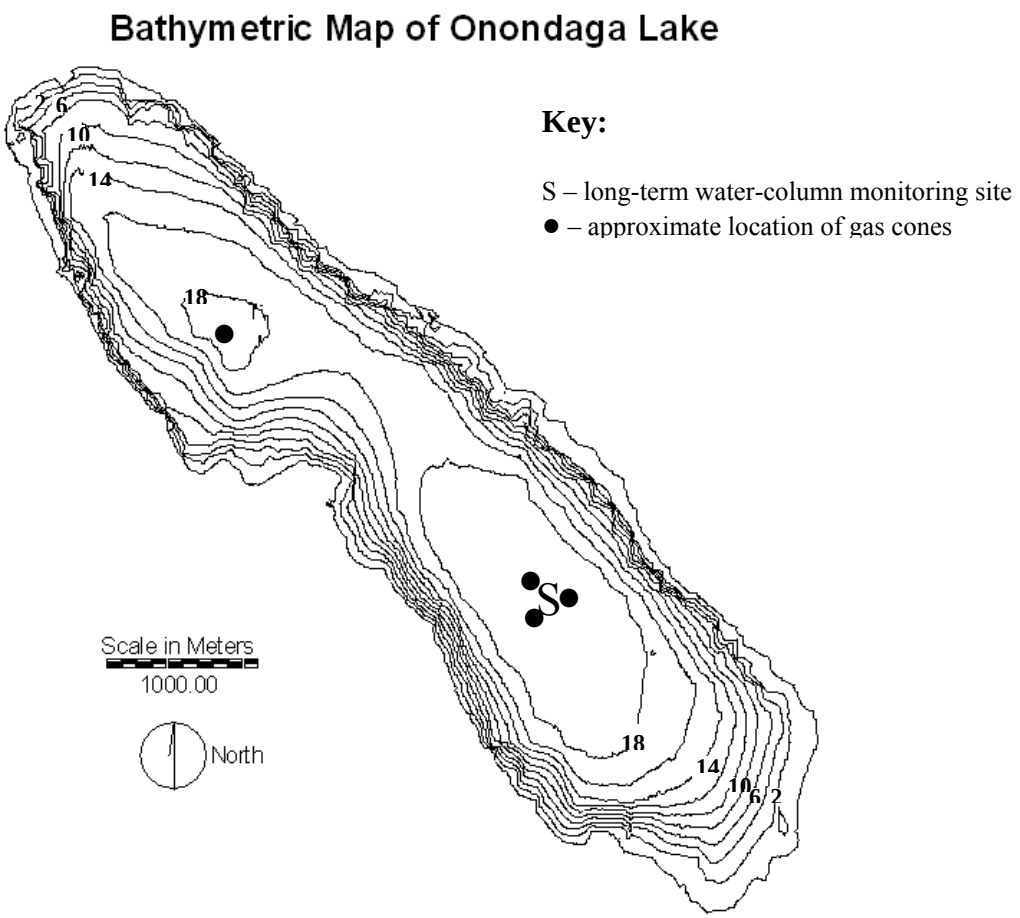

Figure 1. Bathymetric map of Onondaga Lake

2 Field and Analytical Methods

This section provides information on materials and methods used in the field and laboratory for this project. Additional details related to data generation and acquisition are available in the QAPP appended to the work plan for this study (UFI and SU 2007b).

2.1 Experimental Design

The overall goal of the field sampling efforts was to collect data that would support the intended uses of the data as described in the work plan. A summary of the laboratory analyses conducted is provided in Table 1. Vertically detailed profiles of these parameters were collected on 34 sampling occasions in 2006, including 32 weekly samplings from March 28 to November 1, 2006 and additional samplings on November 14 and 28. Sampling for reduced chemical species (sulfide [S^{2-}], ferrous iron [Fe^{2+}], and methane) focused on anoxic depths. A map showing the sampling location is presented in Figure 1. The rationale for the sampling design is provided in the work plan (UFI and SU 2007b).

2.2 Sampling Methods

Field sampling consisted of water sample collection and *in situ* instrument profiles. Field standard operating procedures (SOPs) for this project were submitted with the QAPP. Sample containers are typically purchased from Fisher Scientific. Sample containers are cleaned in the laboratory and preservation added as necessary. A "clean hands – dirty hands" SOP was used during collection of all mercury samples. All filtering for dissolved constituents was done in the laboratory (i.e., no field filtering was done as part of this project).

The field team leader evaluated all samples and applicable field quality control samples for acceptability for transport/submission to the laboratory. Samples and applicable field quality control samples were stored in the field on ice or at the laboratory in a refrigerator at 4±2°C until analyzed. Table 4 summarizes the number of samples collected and analyzed for each analytical method. The projected number of analyses for each analyte was estimated for planning purposes and not intended as a goal of this study. For most parameters, the number of samples analyzed was dictated by the conditions of the lake (i.e., the depth and duration of anoxia), which could only be estimated in the work plan. In most cases, the number of analyses exceeded the number estimated in the work plan.

2.2.1 Mercury and Methylmercury Field Blanks

The types of blanks used to verify the contamination-free sampling procedure were bottle blanks (laboratory control for acid-washed bottles), trip blanks (collected differently before and after June 5; see Table 1), equipment blanks for continuous flow, and container blanks. Each of these blanks and their frequency of collection are described in Table 5. Equipment blanks for continuous flow (referred to as "pump rinsate") were introduced instead of the EPA Method

1669 defined "field blank." The pump used for sampling pumps at a rate of 2,000 gal per hour. In order to satisfy the requirement for a field blank and perform the test in the field, enough de-ionized water to run the pump for 10 minutes was needed. A simple calculation shows that a 300-gal container would be needed to perform the test on the field, which was not feasible. As an alternative, the equipment blank was run in the laboratory in a pre-filled container and under continuously running de-ionized water. A container blank was introduced to verify a contamination-free container.

Hose blanks were generated during sample collection. Initially a vinyl garden hose was used for sample collection. This was changed to a Teflon-lined hose later in the sampling program. To verify the usability of the data collected with the vinyl hose, paired sampling was performed in the field accompanied by "new hose blanks" referring to the Teflon-lined hose and "old hose blanks" referring to the vinyl hose.

For the container and rinsate blanks generated in the laboratory, samples were collected in triplicate for internal use, and were reported for completeness. These samples have been noted as duplicates and triplicates on the data summary tables.

2.2.2 Gas Cone Sampling

True replication with the gas cone samples is problematic. Running a sample requires the seal of the syringe to be broken, which allows for potential contamination of the sample before a replicate is run. The results are highly variable, which is not surprising given the event-like nature of the ebullition process and the challenges associated with measuring it. In addition, gas concentrations (particularly methane) are expected to vary widely depending on whether or not the ambient lake water is anoxic. Gas cone samples that were collected on the same day, but not labeled as duplicates and not having the same UFI laboratory ID, are not duplicates as they are usually defined. These samples were collected from the same gas cone with different syringes.

All gas cone samples were collected from a single gas cone at the south deep station; no composites were made.

2.3 Sample Handling and Custody

A continuous record of the possession and proper handling of samples must be kept, so that sample custody and handling are traceable from the time of sample collection until the analytical data have been validated and accepted for use. This is done through forms documenting the COC. All COC forms for this study are available in Appendix E of this report.

All field measurements and sample collections followed approved SOPs as noted in the QAPP appended to the work plan (UFI and SU 2007b). The general procedure was as follows:

- Water samples were collected by UFI personnel with an approved submersible pump, for the purpose of determining chemical concentrations in the water column. Mercury samples were collected using an approved submersible pump and a Teflon hose, except where noted.

- Appropriate field notes were taken throughout the sampling process, and sample locations, depths, and types were checked/verified against the field sampling manual.
- Samples were kept on ice and stored in the dark while in the field.
- Samples were delivered to the appropriate laboratory (UFI or SU) with a fully documented COC form.
- Field personnel were responsible for making sure all documentation was completed and turned over to the laboratory and/or other support personnel.

The laboratory logged in the samples, verified the sample containers/labels against the COC, and assigned a unique sample identification number to each sample for laboratory tracking purposes. Laboratory personnel verified that field personnel completed all required documentation. Laboratory records related to sample handling and analysis were maintained through all stages of the analytical process. All laboratory processes, activities, and SOPs comply with National Environmental Laboratory Accreditation Conference standards and are fully documented in the UFI document, *Environmental Testing Laboratory Quality Assurance Manual* (UFI 2006), and the SU document, *Laboratory Quality Manual* (SU 2005).

2.4 Analytical Methods

A listing of analytical methods used for this project is provided in Table 1 and a brief summary of each method is included below. SOPs used in the routine analysis of environmental samples by UFI and SU are adopted from well-documented official methods, such as EPA-approved methods, *Standard Methods for the Examination of Water and Wastewater* (18th and 20th Editions [APHA 1992, 1998]), and other methods referenced in Table 1. Analytical SOPs are documented and maintained by UFI and SU for each method and attached to the QAPP, which is appended to the work plan (UFI and SU 2007b).

2.4.1 Chloride

Test Method: Chloride, High Range >100 mg/L, Standard Method (SM) 18, 20th edition 4500 Cl- C

Summary of Test Method: Chloride can be titrated with mercuric nitrate [$Hg(NO_3)_2$], because of the formation of soluble, slightly dissociated mercuric chloride. In the pH range 2.3 to 2.8, diphenylcarbazone indicates the titration endpoint by formation of a purple complex with excess mercuric ions. Increasing the strength of the titrant and modifying the indicator mixtures extends the range of measurable concentrations.

2.4.2 Chlorophyll *a*

Test Method: Chlorophyll, EPA 445.0

Summary of Test Method: Chlorophyll-containing particulate matter is concentrated by filtering samples through membrane filters. Pigments are extracted from the filter using acetone and their concentration is measured fluorometrically.

2.4.3 Dissolved Organic Carbon

Test Method: Total Dissolved Organic Carbon/Total Organic Carbon (DOC/TOC), SM 18, 20th edition 5310C

Summary of Test Method: In the TOC mode, inorganic carbon is removed by acidification and sparging. TOC measurement involves the oxidation of organic carbon in a sample. In the Phoenix 8000 carbon analyzer, it occurs first by oxidation of persulfate. The sample is simultaneously exposed to persulfate ions and to ultraviolet (UV) radiation. Carrier gas is swept through the UV reactor to carry CO_2 out of the UV chamber. The remaining carbon in the sample is measured as TOC by an infrared detector in parts per million. DOC is operationally defined as the organic carbon remaining in a sample after the sample has been filtered through a 0.45 μm glass fiber filter.

2.4.4 Total Inorganic Carbon

Test Method: Total Inorganic Carbon (TIC), SM 18, 20th edition 5310C

Summary of Test Method: The sample is injected into an acid-filled reaction chamber. Under acidic conditions, all inorganic carbon is converted to CO_2. The CO_2 is removed, along with dissolved CO_2, by a stream of inert nitrogen gas. The CO_2 levels are measured by infrared detector. Under these conditions organic carbon is not oxidized and only inorganic carbon is measured.

2.4.5 Nitrate + Nitrite, Nitrite

Test Method: Nitrate and Nitrite, EPA Method 353.2

Summary of Test Method: A filtered sample is passed through a column containing granulated copper-cadmium to reduce nitrate to nitrite. The nitrite (that is originally present plus reduced nitrate) is determined by de-ionizing with sulfanilamide and coupling with *N*-(1-naphyl)-ethylenediamine dihydrochloride to form a highly colored azo dye, which is measured colormeterically. Separate, rather than combined nitrate + nitrite, values are obtained by carrying out the procedure without the copper-cadmium reduction step. This is done simultaneously in a separate channel.

2.4.6 Ammonia

Test Method: Ammonia (T-NH_3), EPA Method 350.1

Summary of Test Method: Alkaline phenol and hypochlorite react with ammonia to form indophenol blue that is proportional to the ammonia concentration. The blue color formed is intensified with sodium nitroprusside.

2.4.7 Sulfide (Electrode)

Test Method: Sulfide, SM 20th edition 4500-Sulfide G - Ion-Selective Electrode Method.

Summary of Test Method: The potential of a silver/sulfide ion-selective electrode (ISE) is related to the sulfide ion activity. An alkaline antioxidant reagent is added to samples and standards to inhibit oxidation of sulfide by oxygen and to provide a constant ionic strength and pH. Use of the alkaline antioxidant reagent allows calibration in terms of total dissolved sulfide concentration. All samples and standards must be at the same temperature. Sulfide concentrations between 0.032 mg/L and 100 mg/L can be measured without pre-concentration. For lower concentration measurements, pre-concentration is required.

2.4.8 Sulfide (Titration)

Test Method: Hydrogen Sulfide > 1.0 mg/L, SM 18th edition 4500 S 2- E

Summary of Test Method: Excess iodine is added to a sample that has been treated with zinc acetate to produce zinc sulfide. The iodine oxidizes the sulfide to sulfate under acidic conditions. The excess iodine is back titrated with sodium thiosulfate.

2.4.9 Ferrous Iron

Test Method: Ferrous Iron, Heaney and Davison (1977)

Summary of Test Method: Bipyridyl reacts with ferrous iron in an acid medium to form a ferrous-bipyridyl complex that is pink in color and can be measured with a spectrophotometer.

2.4.10 Methane and Nitrogen Gas

Test Method: Dissolved Methane and Nitrogen Gas, Addess (1990)

Summary of Test Method: Gas chromatography is commonly used for the isolation and quantification of dissolved gases in water. The low solubility of methane and nitrogen allows for an efficient partitioning of the species from the dissolved phase to an overlying gaseous headspace in the gas of interest. Helium is used as both the headspace and carrier gas. Dissolved gases are partitioned from the liquid phase to the gas phase using a modified syringe stripping technique. The gas phase is injected into a gas chromatograph for quantification.

2.4.11 Total Mercury

Test Method: EPA Method 1631, Revision E: Mercury in Water by Oxidation, Purge and Trap, and Cold Vapor Atomic Fluorescence Spectrometry, August 2002

Summary of Test Method: All of the mercury in a sample aliquot is oxidized. The mercury is separated from solution either by purging with nitrogen, helium, or argon, or by vapor/liquid separation. The mercury is collected onto a gold trap and then thermally desorbed from the gold trap into an inert gas stream that carries the released mercury to a second gold (analytical) trap. The mercury is desorbed from the analytical trap into a gas stream that carries the mercury into the cell of a cold-vapor atomic fluorescence spectrometer (CVAFS) for detection.

2.4.12 Methylmercury

Test Method: EPA Method 1630, Methylmercury in Water by Distillation, Aqueous Ethylation, Purge and Trap, and CVAFS, Draft, January 2001

Summary of Test Method: Prior to analysis, a 45-mL sample aliquot is placed in a specially designed fluoropolymer distillation vessel, and 35 mL of the water is distilled into the receiving vessel at 125°C under nitrogen flow. After distillation, the sample is adjusted to pH 4.9 with an acetate buffer, and ethylated in a closed purge vessel by the addition of sodium tetraethyl borate. The ethyl analog of methylmercury, methylethyl mercury, is separated from solution by purging with nitrogen onto a graphitic carbon trap. The trapped methylethyl mercury is thermally desorbed from the graphitic carbon trap into an inert gas stream that carries the released methylethyl mercury first through a pyrolytic decomposition column, which converts organo mercury forms to elemental mercury, and then into the cell of a CVAFS for detection.

3 Data Verification and Validation

Data verification and validation were conducted to document the quality and usability of the overall data set. Data verification is the process of determining whether samples have been collected and analyzed according to procedures prescribed in the field and laboratory SOPs and the project-specific QAPP. Data validation is the process of evaluating the technical quality of the data with respect to the project data quality objectives. Data usability combines the verification of the field sampling and analytical procedures with the results of the data validation to provide a summary for data users regarding any limitations in the data set.

3.1 Data Verification

Verification of sampling information and chemical data occurred at several levels throughout the course of sample collection and analysis. Data verification included checking procedures for compliance with the project plan, correctness of protocols used in the field and at the laboratory, comparability of the data collection and analysis procedures, and completeness of the data set and supporting documentation. The specific verification activities and responsible project personnel are summarized in Table 6; deviations from the work plan and QAPP are noted below.

3.1.1 Deviations From the Work Plan and QAPP

The following modifications/deviations were made to the lake water sampling strategy described in the work plan and analytical procedures described in the QAPP. All samples were collected during the 2006 field season.

1. A total of six gas cones were lost during the study: four during the April 24–May 1 interval, one during the July 24–31 interval, and one during the October 9–16 interval. New gas cones were constructed and deployed in all cases. A total of 12 gas ebullition measurements were not made as a result of lost gas cones. In most cases, the loss of gas cones was attributed to corrosion of hardware in the lake. All hardware was replaced with stainless steel following the loss of four gas cones in late April. This change greatly reduced corrosion problems and the loss rate of gas cones. NYSDEC was notified of this issue on May 1, 2006 (Henry 2006, pers. comm.).

2. Technical problems with the analytical instrument resulted in the rejection of all DOC data collected prior to May 1. Technical problems with the instrument caused samples from the following sampling dates to be run beyond the specified holding time of 28 days: May 30; June 12, 19, and 26; and July 4 and 10.

3. Dissolved gas samples at 2 m and 18 m depths were added to the sampling matrix in order to provide additional information on nitrogen concentrations in the upper waters of the lake and in the lower waters under oxic conditions.

4. Chloride samples collected on May 22 and 30 were analyzed using a greater volume of weaker nitric acid (0.01 normal rather than 0.1 normal) to reach the proper pH endpoint. Because the proper pH endpoint was achieved, data quality was not impacted. On July 24 and October 16, the analyst ran a field sample and entered the result as a field trip blank. This was noted during data review, after the samples had been discarded. The error was corrected in the final data set, but field trip blank results are not available for these sampling dates.

5. Blanks for the TIC analysis were often greater than the detection limit of 0.6 mg/L and usually less than 1.5 mg/L. In Onondaga Lake, TIC concentrations are typically between 30 and 60 mg/L, so the impact on data quality is believed to be negligible.

6. Spike concentrations for the ferrous iron analysis were 17 μg/L for both the laboratory control sample (LCS) and the matrix spike. In light of the quantitation limit (32 μg/L), these concentrations are not large enough to get accurate, reproducible recoveries. They will be adjusted to higher concentrations before the upcoming field season.

7. Because of problems with the gas chromatograph at the beginning of the field season (a block in the sample injection line), a number of methane and nitrogen gas samples were run beyond the 7-day holding time. An experiment was conducted to investigate the impact of holding time on data quality. Four anoxic samples were analyzed for methane and nitrogen. Field duplicates of these samples were stored in water-sealed biological oxygen demand bottles at 4°C for 52 days and reanalyzed. The average recovery was 99 percent of the original recovery for methane and 101 percent for nitrogen gas. This suggests that, if properly stored, samples that are analyzed outside of the normal holding time can yield valid results.

8. Samples collected on July 31 were originally analyzed for total ammonia on August 1. These results were rejected because of unacceptable quality control and rerun on August 2 (beyond the 48-hour holding time) with improved quality control results. As a result, the latter were adopted in the final data set and flagged as run beyond holding time.

9. Samples collected on May 1, 8, and 15 were analyzed for nitrate+nitrite (NO_x) on a back-up instrument (Technicon Autoanalyzer) because the cadmium column was not working effectively on the primary instrument (O-I Analytical Flow IV). Both instruments use the same analytical method (i.e., EPA 353.2), so the impact on data quality is believed to be negligible. Samples collected on July 31 were originally analyzed for NO_x on August 1. These results were rejected because of unacceptable quality control, and rerun on August 2 (beyond the 48-hour holding time) with improved quality control

results. As a result, the latter were adopted in the final data set and flagged as run beyond holding time. Samples collected on October 3 were analyzed for NO_x outside of holding time because of irregularities in the cadmium column. Samples analyzed on November 27 were run using nitrite standard that expired on November 18. The expired standard compared well with a fresh standard suggesting that the impact on data quality was negligible.

10. Samples collected on July 31 were originally analyzed for nitrite (NO_2^-) on August 1. These results were rejected because of unacceptable quality control and rerun on August 2 (beyond the 48-hour holding time) with improved quality control results. As a result, the latter were adopted in the final data set and flagged as run beyond holding time. Samples analyzed on November 27 were run using nitrite standard that expired on November 18. The expired standard compared well with a fresh standard suggesting that the impact on data quality was negligible.

11. Sample IDs 6268018 (sample date: 9/25/06), 6289017 (sample date: 10/16/06), and 6289019 (sample date: 10/16/06) were analyzed for total ammonia, NO_x, and nitrite outside of holding time because they were initially not placed with the rest of the samples to be analyzed.

12. Sulfide samples collected on September 18 were titrated with the wrong acid (sulfuric acid rather than hydrochloric acid). Fresh samples were collected and analyzed correctly for sulfide on September 20. The results associated with the September 18 samples were rejected during data usability assessment and are not usable. The data associated with samples collected on September 20 should be used for data evaluation.

13. Tyvek® suits: On 4/3/06, the sampling team performed sampling for total mercury and methylmercury without Tyvek® suits. At NYSDEC's request and consistent with the field SOP, the sampling team was equipped with protective suits starting from April 10, 2006.

14. Sampling hose: Between April 3 and June 26, 2006, samples for total mercury and methylmercury were taken with a vinyl hose. Monthly testing of the vinyl hose demonstrated cleanness of the system. However, concentrations of total mercury below the 0.2 ng/L MDL were detected with an average container blank of 0.015 ng/L of total mercury and average equipment blank of 0.068 ng/L of total mercury. The vinyl hose was replaced with a Teflon-lined hose starting on July 4, 2006. Paired sampling in triplicates with the vinyl and the Teflon-lined hoses was performed on June 26 and July 4, 2006. The average percent difference between samples taken with both systems was 8.06 percent, well below the percent difference for duplicate samples set by the QAPP. NYSDEC approved the use of the Teflon-lined hose, consistent with the SOP, on June 15, 2006 (Larson 2006, pers. comm.).

15. Methylmercury samples above the calibration range: For samples collected in August and September, methylmercury sample results were detected at concentrations greater than the highest initial calibration standard at 16- and 18-m depths. Two modifications of the method were implemented to alleviate the problem. The first modification was to dilute the samples. The second modification was to distill a small volume of sample. The techniques were used to get the sample concentrations within the analytical range of the calibration.

16. Matrix interference for total mercury analysis: Total mercury matrix interference was noted for some samples at 14-, 16-, and 18-m depths. The source of the interference was not determined but resulted in partial oxidation of mercury. Samples that demonstrated interference (i.e., total mercury concentration less than methylmercury concentration) were first re-analyzed for methylmercury to confirm the results. Next, total mercury samples were diluted by a factor of 5 and reanalyzed; all reanalyzed total mercury results were within the analytical range of the calibration.

3.2 Data Validation

The goal of data validation is to determine the quality of each data point and to identify data points that do not meet the project data quality objectives. Exponent staff performed data validation prior to finalization and release of the analytical data. The data were validated in accordance with the general guidance specified by the *Contract Laboratory Program National Functional Guidelines for Inorganic Data Review* (National Functional Guidelines) (U.S. EPA 2002). EPA has not published data validation guidelines for any of the project-specific analytes included in this program (i.e., low-level total mercury, methylmercury, and the conventional parameters). Therefore, chemical data for these analytes were validated following the general evaluation procedures described in the National Functional Guidelines. Specifically, the following quality control indicators were evaluated when available: holding times, calibration check standards, method and field blanks, LCSs, matrix spike samples, laboratory duplicate analyses, and field replicate analyses. For these data quality indicators, method-specific quality control requirements and laboratory-established control limits were used to validate the data. Instrument calibrations, calculations, and transcriptions were not assessed during validation because the laboratories were responsible for 100-percent verification of these results and procedures. Unless otherwise noted, the laboratories confirmed that the initial calibrations were acceptable.

Analysis times were not provided for the field and quality control sample total mercury and methylmercury analyses, making it difficult to determine which subset of samples within an analytical run was associated with a specific quality control analysis. Thus, during data validation, mercury samples from an entire analytical sequence were qualified if any of the quality control analyses exceeded criteria.

Data validation qualifiers were applied to the results consistent with procedures described in the National Functional Guidelines and with modifications to accommodate method- and

laboratory-specific quality control requirements. Nonconforming data were qualified as estimated or rejected as unusable during data validation if acceptance criteria were not met. Rejected data were flagged as unusable and the reported values were removed from the project database. An explanation of the rejected data is included in the data validation and result summary tables. Data qualified as estimated are less precise or less accurate than unqualified data, but are still acceptable for use. Data users are responsible for assessing the effect of the inaccuracy or imprecision of the qualified data on statistical procedures and other data uses. When possible, the data validation summary tables include information regarding the direction or magnitude of bias or the degree of imprecision for qualified data.

Data validation findings are summarized in Appendix A. The data validation summary tables are designed with four columns: 1) the name of the quality control indicator (e.g., holding time), 2) the evaluation criteria for each quality control indicator, 3) summary of the quality control exceedances, and 4) the data validation actions and their impact to data quality. One data validation summary table was produced for each analytical method.

Individual sample results, with applied data validation qualifiers, are presented in Appendix B. The sample result tables presented include columns for sample ID, date and time sampled, date and time analyzed (when available), analyte concentration, data validation qualifier, and data validation comment. The data validation comment briefly describes why a specific result was qualified during validation.

Graphs of the analytical results with depth are presented in Appendix C.

4 Data Usability Assessment

The goal of the data usability assessment is to combine the results from the verification of the field sampling and analytical procedures with the results of the data validation to provide a summary for data users regarding any limitations in the data set. Exponent staff performed the data usability assessment.

4.1 General Data Usability

In accordance with NYSDEC's draft *Voluntary Cleanup Program Guide* (NYSDEC 2002), the first step of the data usability assessment was to address the questions presented and discussed in the following sections.

4.1.1 Is the data package complete as defined by the project work plan and QAPP?

UFI and SU provided the field sample and quality control results in spreadsheet format to Exponent for data validation. The laboratories also submitted summary tables noting any analytical deficiencies. The quality control result spreadsheets are included in Appendix D. The data submission from the laboratory was acceptable for the needs of this project.

4.1.2 Have all holding times been met?

The majority of the samples were analyzed within the method-required holding times. However, some sample holding times were exceeded for the following analyses: TIC, nitrate+nitrite, nitrogen, nitrite, methane, DOC, chlorophyll, and ammonia. These deviations and the necessary data validation actions are noted in the data validation summary tables presented in Appendix A, and the result summary tables presented in Appendix B.

4.1.3 Do all the quality control data fall within the quality control acceptance limits defined in the QAPP?

The majority of the quality sample results were within acceptance limits. However, each analytical method had quality control result exceedances. These exceedances are noted in the data validation summary tables presented in Appendix A and the result summary tables presented in Appendix B. The laboratory quality control summary tables are provided in Appendix D.

4.1.4 Have all of the data been generated using established and agreed upon analytical protocols?

Samples were analyzed in accordance with the methods presented in the QAPP. Deviations from the sampling and/or analytical methods were previously described in Section 3 of this report.

4.1.5 Does an evaluation of the raw data confirm the results provided in the data summary sheets and quality control verification forms?

Raw data were not provided with the data submissions. UFI and SU laboratory staff were responsible for confirming the accuracy of the reported field sample and quality control results.

4.1.6 Have the correct data qualifiers been used?

Data validation qualifiers were applied to the results consistent with procedures described in the National Functional Guidelines and with modifications to accommodate method- and laboratory-specific quality control requirements.

4.2 Test-Specific Data Usability Summaries

4.2.1 Chlorophyll *a*

All of the chlorophyll *a* analytical results are usable as reported by the laboratory with 100 of the 345 chlorophyll *a* results qualified as estimated (*J*, *J*+, or *UJ*). Of those qualified as estimated, 35 results were qualified as a result of holding time exceedances; these results may be biased low. The remaining results were qualified as estimated as a result of exceedance of laboratory duplicate or field triplicate precision criteria, or because the result concentration was less than the method reporting limit. Eight results were qualified as estimated (*J*+) because the sample concentrations were less than five times the associated method, field or instrument blank concentrations; these results may be biased high. See Tables 7, A-1, and B-1 for a summary of the data validation findings and actions and to review the individual sample results that required qualification.

4.2.2 Nitrite+Nitrate

All of the nitrite+nitrate analytical results are usable as reported by the laboratory with 203 of the 600 nitrite+nitrate results qualified as estimated (*J*, *J*+, or *UJ*). Of those 203, 77 results were qualified as estimated because of holding time exceedances; these results may be biased low. Thirty-nine results were qualified as estimated as a result of low continuing calibration verification (CCV) recoveries, 14 results were qualified as estimated because of a low LCS recovery, and 15 results were qualified as estimated because of a low reference standard recovery; these results may be biased low. Twenty results were qualified as estimated because of a high CCV recovery; these results may be biased high. Thirty-three results were qualified as

estimated (*J*+) because the sample concentrations were less than five times the associated method, field or instrument blank concentrations; these results may be biased high. The remaining results were qualified as estimated because of exceedance of field triplicate precision criteria or because the result concentration was less than the method reporting limit. See Tables 7, A-2, and B-2 for a summary of the data validation findings and actions and to review the individual sample results that required qualification.

4.2.3 Nitrite

All of the nitrite analytical results are usable as reported by the laboratory, with 69 of the 596 nitrite results qualified as estimated (*J*, *J*+, or *UJ*). Thirty results were qualified as estimated as a result of holding time exceedances; these results may be biased low. Twenty-two of the previous results also had low initial calibration verification (ICV) and CCV recoveries and two results were qualified as estimated as a result of low matrix spike recoveries; these results may be biased low. Eight results were qualified as estimated (*J*+) because the sample concentrations were less than five times the associated method, field, or instrument blank concentrations; these results may be biased high. The remaining results were qualified as estimated because of exceedance of laboratory duplicate or field triplicate precision criteria, or because the result concentration was less than the method reporting limit. See Tables 7, A-3, and B-3 for a summary of the data validation findings and actions and to review the individual sample results that required qualification.

4.2.4 Ammonia

All of the ammonia analytical results are usable as reported by the laboratory, with 210 of the 600 ammonia results qualified as estimated (*J*, *J*,+ or *UJ*). Of those 210, 45 results were qualified as estimated as a result of holding time exceedances; these results may be biased low. Sixty-seven results were qualified as estimated because of low ICV or CCV recoveries; these results may be biased low. Fifteen of the previous results also had high CCV recoveries and 30 results were qualified as estimated because of a high LCS recovery; these results may be biased high. Fifty results were qualified as estimated (*J*+) because the sample concentrations were less than five times the associated method, field, or instrument blank concentrations; these results may be biased high. The remaining results were qualified as estimated because of exceedance of laboratory duplicate or field triplicate precision criteria or because the result concentration was less than the method reporting limit. See Tables 7, A-4, and B-4 for a summary of the data validation findings and actions and to review the individual sample results that required qualification.

4.2.5 Dissolved Organic Carbon

All of the DOC analytical results are usable as reported by the laboratory, with 144 of the 418 DOC results qualified as estimated (*J* or *J*+). Of those 144, 82 results were qualified as estimated as a result of holding time exceedances; these results may be biased low. Twenty results were qualified as estimated because of field blank contamination; these results may be biased high. Eighty results were qualified as estimated (*J*+) because the sample concentrations

were less than five times the associated method, field or instrument blank concentrations; these results may be biased high. The remaining results were qualified as estimated as a result of exceedance of field triplicate precision criteria or because the result concentration was less than the method reporting limit. See Tables 7, A-5, and B-5 for a summary of the data validation findings and actions and to review the individual sample results that required qualification.

4.2.6 Total Inorganic Carbon

All of the TIC analytical results are usable as reported by the laboratory, with 185 of the 500 TIC results qualified as estimated (*J* or *J*+). Of those 185, 162 results were qualified as estimated as a result of holding time exceedances; these results may be biased low. Thirty-four results were qualified as estimated (*J*+) because the sample concentrations were less than five times the associated method, field or instrument blank concentrations; these results may be biased high. The remaining results were qualified as estimated because the result concentration was less than the method reporting limit. See Tables 7, A-6, and B-6 for a summary of the data validation findings and actions and to review the individual sample results that required qualification.

4.2.7 Chloride

Most of the chloride results are usable as reported by the laboratory, with 104 of the 811 chloride results qualified as estimated (*J* or *J*+), and 2 of the results rejected (*R*). The laboratory mistakenly analyzed two field samples in place of two field trip blank samples; these field trip blank results were rejected and are unusable for project decisions. Many of the qualified chloride results were associated with LCS and matrix spike samples with high recoveries; the associated sample results were qualified as estimated and may be biased high. Thirty results were qualified as estimated (*J*+) because the sample concentrations were less than five times the associated method, field or instrument blank concentrations; these results may be biased high. The remaining results were qualified as estimated because the result concentration was less than the method reporting limit. See Tables 7, A-7, and B-7 for a summary of the data validation findings and actions and to review the individual sample results that required qualification.

4.2.8 Ferrous Iron

Most of the ferrous iron analytical results are usable as reported by the laboratory, with 16 of the 258 ferrous iron results qualified as estimated (*J* or *J*+) and 12 results rejected (*R*). Twelve sample results were rejected because of sample preparation/digestion errors and are not usable for project decisions. Six results were qualified as estimated as a result of high reference standard recovery; these results may be biased high. Eight results were qualified as estimated (*J*+) because the sample concentrations were less than five times the associated method, field or instrument blank concentrations; these results may be biased high. The remaining results were qualified as estimated because the result concentration was less than the method reporting limit. See Tables 7, A-8, and B-8 for a summary of the data validation findings and actions and to review the individual sample results that required qualification.

4.2.9 Dissolved and Ebullitive Methane

Most of the methane analytical results are usable as reported by the laboratory, with 43 of the 312 methane results qualified as estimated (*J* or *UJ*) and 21 rejected (*R*). Twenty-one undetected sample results were rejected as a result of severe holding time exceedances and are not usable for project decisions. Another 20 sample results were qualified as estimated because of holding time exceedances; these results may be biased low. Seven results were qualified as estimated as a result of low CCV standard recovery; these results may be biased low. The remaining results were qualified as estimated because of exceedance of laboratory duplicate and field triplicate precision criteria. See Tables 7, A-9, and B-9 for a summary of the data validation findings and actions and to review the individual sample results that required qualification.

Ebullitive methane results were originally reported in units of mg/L, which are not appropriate for the gas cone samples. The goal here is to determine the relative contributions of methane and nitrogen to ebullitive gas flux. UFI quantifies the composition of the gas cone samples using a relative response factor approach. This approach uses the peak areas from the standards and samples to compute the relative contributions of methane and nitrogen in the sample. Therefore, the peak areas rather than concentrations are used in subsequent calculations. Percent composition data for gas cone samples are included in Tables B-9 and B-10 for the gas cone sample.

4.2.10 Dissolved and Ebullitive Nitrogen

All of the nitrogen gas analytical results are usable as reported by the laboratory, with 48 of the 312 nitrogen gas results qualified as estimated (*J*). Of those 48, 41 sample results were qualified as estimated as a result of holding time exceedances; these results may be biased low. Seven results were qualified as estimated because of poor laboratory duplicate precision. Field trip blank concentrations ranged from 6 to 26 mg/L. Most (n=273) of the field sample nitrogen results ranged from 4 to 32 mg/L, and were not significantly different from the field trip blank results. Based on Henry's Law, at 1 atmosphere and 25ºC the dissolved nitrogen concentration in water would be approximately 20 mg/L. No data validation action was taken other than to note this issue; data users should consider this issue when evaluating these data. See Tables 7, A-10, and B-10 for a summary of the data validation findings and actions and to review the individual sample results that required qualification.

Beginning with the 2007 study, UFI will no longer analyze field trip blanks for dissolved and ebullitive nitrogen.

Ebullitive nitrogen results were originally reported in units of mg/L, which are not appropriate for the gas cone samples. The goal here is to determine the relative contributions of methane and nitrogen to ebullitive gas flux. UFI quantifies the composition of the gas cone samples using a relative response factor approach. This approach uses the peak areas from the standards and samples to compute the relative contributions of methane and nitrogen in the sample. Therefore, the peak areas rather than concentrations are used in subsequent calculations. Percent composition data for gas cone samples are included in Tables B-9 and B-10 for the gas cone sample.

4.2.11 Sulfide by Ion Selective Electrode

All of the sulfide analytical results (analyzed by ISE) are usable as reported by the laboratory, with 42 of the 205 sulfide results qualified as estimated (*J* or *UJ*). Thirty-five results were qualified as estimated because of the instrument calibration curve exceedances reported by the laboratory. Four results were qualified as estimated (*J*) as a result of high CCV recovery; these results may be biased high. The remaining results were qualified as estimated because the result concentration was less than the method reporting limit or the lowest calibration standard. See Tables 7, A-11, and B-11a for a summary of the data validation findings and actions and to review the individual sample results that required qualification.

4.2.12 Sulfide by Titration

The sulfide data generated from the titration method were not validated because of the lack of associated quality control analyses, and should be considered draft. UFI has measured sulfide in Onondaga Lake since 1980, using the titration method (SM 18 4500 Sulfide E). Despite the high detection limit of this method, it was adequate given the high concentrations present in Onondaga Lake. Because sulfide concentrations in the lake have decreased substantially since 2004, UFI felt that it was necessary to achieve a lower detection limit through the use of an ISE (SM 18 4500 Sulfide G). UFI ran samples by both methods in 2006 because of uncertainties associated with comparability of the two methods, and to maintain consistency with the long-term data set. While results from the two methods were highly correlated, there were major discrepancies in concentrations, particularly at higher concentration levels. The reasons for these large differences are not yet understood. APHA (1992, 1998) suggests that both methods measure total dissolved sulfide ($H_2S+HS^-+S^{2-}$). UFI is continuing to search for an explanation for the observed discrepancies between the two methods and is exploring options for running some quality control samples using the titration method in 2007. This may provide useful information on the observed differences between the methods. The results from both sulfide methods are reported because the titration method data are necessary for assessing long-term changes in Onondaga Lake. Data users should clearly state which method is being used. See Table B-11b to review the individual sample results.

The sulfide by titration data are reported in units of mg/L to be consistent with historical sulfide measurements from this site. The ISE method is more sensitive and the sulfide concentrations appear to be decreasing in the lake, thus the sulfide by ISE data are presented in units of μg/L.

4.2.13 Total Mercury

Most of the total mercury analytical results are usable as reported by the laboratory with 263 of the 451 results qualified as estimated (*J* or *J*+) and 2 results qualified as rejected (*R*). Of those, 185 sample results were qualified as estimated as a result of holding time exceedances; these results may be biased low. Seven results were negated (*U*) because the sample concentrations were less than the concentrations detected in the associated continuing calibration blank (CCB) and initial calibration blank (ICB). Forty results were qualified as estimated (*J*+) because the sample concentrations were less than five times the associated field blank or CCB and ICB concentrations; these results may be biased high. Eighteen results were qualified as estimated

(*J* or *UJ*) because of low CCV standard recovery; these results may be biased low. Eighty-eight results were qualified as estimated (*J*) as a result of high CCV, ICV, or ongoing precision and recover (OPR) standard recovery; these results may be biased high. One result was qualified as estimated because of poor laboratory duplicate precision and six results were qualified as estimated because of poor field duplicate precision. Six samples were not properly acid preserved and were analyzed more than 28 days after sample collection (holding time for non-acid preserved samples) and were qualified as estimated. The result for the unfiltered analysis of sample 16M, collected on April 3, 2006, was significantly less than the filtered analysis for this sample; because of uncertainty in the accuracy of these measurements both results were qualified as rejected (*R*). See Tables 7, A-12, and B-12 for a summary of the data validation findings and actions and to review the individual sample results that required qualification.

4.2.14 Methylmercury

All of the methylmercury analytical results are usable as reported by the laboratory, with 115 of the 351 results qualified as estimated (*J* or *J*+). Two sample results were qualified as estimated as a result of holding time exceedances; these results may be biased low. Six results were negated (*U*) because the sample concentrations were less than the concentrations detected in the associated method blank. Twenty results were qualified as estimated (*J*+) because the sample concentrations were less than five times the associated method blank, field blank, or ICB concentrations; these results may be biased high. Fifty-three results were qualified as estimated (*J* or *UJ*) because of low CCV or OPR standard recovery; these results may be biased low. Eight of the previously noted sample results were also qualified as estimated (*J*) because of high LCS standard recovery; as a result of conflicting high and low recoveries, the bias on these samples cannot be determined. Eleven results were qualified as estimated (*J*) because of high CCV standard recovery; these results may be biased high. Nine results were qualified as estimated (*J*) because of poor laboratory duplicate precision, 14 results were qualified as estimated (*J*) because of poor field duplicate precision, and six results were qualified as estimated (*J*) because of poor field triplicate precision. See Tables 7, A-13, and B-13 for a summary of the data validation findings and actions and to review the individual sample results that required qualification.

5 References

Addess, J.M. 1990. Methane cycling in Onondaga Lake, New York. Thesis, State University of New York, College of Environmental Science and Forestry, Syracuse, NY. 111 pp.

APHA. 1992. Standard methods for the examination of water and wastewater. 18th edition. American Public Health Association, Washington, DC.

APHA. 1998. Standard methods for the examination of water and wastewater. 20th edition. American Public Health Association, Washington, DC.

Heaney, S.I., and W. Davison. 1977. The determination of ferrous iron in natural waters with 2,2′-bipyridyl. Limnol. Oceanogr. 22(4):753–759.

Henry, B. 2006. Personal communication (e-mail to T. Larson, NYSDEC, Albany, NY, dated May 1, 2006, regarding loss of gas cones as a result of corrosion of aluminum fittings). Exponent, Schenectady, NY.

Larson, T.J. 2006. Personal communication (e-mail to B. Henry, Exponent, Schenectady, NY, dated June 15, 2006, approving proposed use of Teflon-lined hose to replace vinyl hose for water sampling). New York State Department of Environmental Conservation, Division of Environmental Remediation, Albany, NY.

NYSDEC. 2002. Voluntary Cleanup Program guide. Draft. New York State Department of Environmental Conservation, Division of Environmental Remediation, Albany, NY.

SU. 2005. Laboratory quality manual. Syracuse University, Center for Environmental Systems Engineering, Syracuse, NY.

U.S. EPA. 2001. EPA requirements for quality assurance project plans. EPA QA/R-5. EPA/240/B-01/003. U.S. Environmental Protection Agency, Office of Environmental Information, Washington, DC.

U.S. EPA. 2002. USEPA Contract Laboratory Program national functional guidelines for inorganic data review. EPA/540-R-01-008. U.S. Environmental Protection Agency, Office of Research and Development, Washington, DC.

UFI. 2006. Environmental testing laboratory quality assurance manual. Upstate Freshwater Institute, Syracuse, NY.

UFI and SU. 2007a. Preliminary feasibility analysis for control of methylmercury production in the lower waters of Onondaga Lake through nitrate addition. Upstate Freshwater Institute, Syracuse, NY, and Syracuse University, Center for Environmental Systems Engineering, Syracuse, NY.

UFI and SU. 2007b. Work plan for evaluation of nitrate addition to control methylmercury production in Onondaga Lake, preliminary feasibility analysis and 2006 study. Upstate Freshwater Institute, Syracuse, NY, and Syracuse University, Center for Environmental Systems Engineering, Syracuse, NY.

Tables

Table 1. Target analyte list, methods, and method detection and reporting limits

Analyte	Method	Method Detection Limit	Method Reporting Limit
UFI Laboratory			
Chlorophyll *a*	EPA 445	0.2 mg/L	0.5 mg/L
Nitrate and nitrite	EPA 353.2	5 mg/L	16 mg/L
Nitrite	EPA 353.2	3 mg/L	9 mg/L
Ammonia	EPA 350.1	12 mg/L	41 mg/L
Dissolved organic carbon	SM 18-20 5310B	0.2 mg/L	0.4 mg/L
Total inorganic carbon	SM 18-20 5310C	0.6 mg/L	2 mg/L
Chloride	SM 18-20 4500 Cl^- C	10 mg/L	100 mg/L
Ferrous Iron	Heaney and Davison (1977)	16 μg/L	32 μg/L
Sulfide(1)[a]	SM 18 4500 S^{2-} E	0.5 mg/L	1 mg/L
Sulfide(2)[b]	SM 20 4500 S G	16 μg/L	32 μg/L
Dissolved methane	Addess (1990)	0.03 mg/L	0.1 mg/L
Dissolved nitrogen gas	Addess (1990)	0.03 mg/L	0.1 mg/L
Ebullitive methane	Addess (1990)	0.03 mg/L	0.1 mg/L
Ebullitive nitrogen gas	Addess (1990)	0.03 mg/L	0.1 mg/L
Syracuse University Laboratory			
Total Mercury Water	EPA Method 1631E (U.S. EPA 2002)	0.2 ng/L	0.5 ng/L
Methylmercury	EPA Method 1630 (U.S. EPA 2001)	0.02 ng/L water	0.05 ng/L water

Note: UFI - Upstate Freshwater Institute

[a] Sulfide analysis by titration.

[b] Sulfide analysis by ion selective electrode.

Table 2. Analytical components and associated appendix tables

Component/Subcomponent	Analysis	Validation Summary Table	Analytical Result Summary Table
Water Column Component			
Water Column Sampling	Chlorophyll *a*	A-1	B-1
	Nitrate+nitrite	A-2	B-2
	Nitrite	A-3	B-3
	Ammonia	A-4	B-4
	Dissolved organic carbon	A-5	B-5
	Total inorganic carbon	A-6	B-6
	Chloride	A-7	B-7
	Ferrous iron	A-8	B-8
	Dissolved methane	A-9	B-9
	Dissolved nitrogen gas	A-10	B-10
	Sulfide(1)[a]	A-11	B-11a
	Sulfide(2)[b]	NA	B-11b
	Total mercury	A-12	B-12
	Methylmercury	A-13	B-13
***In Situ* Robotic Measurements**	Dissolved oxygen	NA - field measurement	
	Temperature	NA - field measurement	
	Conductivity	NA - field measurement	
	pH	NA - field measurement	
	Fluorometric Chl	NA - field measurement	
	Dissolved oxygen	NA - field measurement	
Sediment Gas Ebullition	Ebullitive methane	A-9	B-9
	Ebullitive nitrogen gas	A-10	B-10

[a] Sulfide analysis by ion selective electrode.

[b] Sulfide analysis by titration.

Table 3. Sample analysis summary count by event

Event Date	Ammonia	Chloride	Chlorophyll a	Dissolved Organic Carbon	Ferrous Iron	Methane - Dissolved	Methane - Ebullitive	Nitrate + nitrite	Nitrite	Nitrogen - Dissolved	Nitrogen - Ebullitive	Sulfide by Electrode	Sulfide by Titration	Total Inorganic Carbon	Total Mercury	Methylmercury
Undefined															10	
28-Mar-06	15	25	6			2		15	15	2				15		
03-Apr-06	15	25	13			2		15	15	2				15	12	11
10-Apr-06	15	25	13			2		15	15	2				15	10	10
17-Apr-06	15	25	13			2		15	15	2				15	12	12
24-Apr-06	15	25	13			2		15	15	2				15	12	11
01-May-06	15	25	13	15		2		15	15	2				15	13	11
08-May-06	15	25	10	14		1		15	15	1				15	12	10
09-May-06															1	
15-May-06	15	25	10	12		2		15	15	2				15	13	12
22-May-06	15	26	10	15		2		15	15	2				15	17	10
24-May-06							1				1				1	
30-May-06	15	25	10	12		2	1	15	15	2	1			15	11	10
05-Jun-06	15	25	10	15		2		15	15	2				15	18	12
12-Jun-06	17	25	10	15	6	8	1	17	17	8	1	6	6	14	12	10
19-Jun-06	19	24	10	15	10	8	1	19	19	8	1	8	10	15	11	10
20-Jun-06															1	
26-Jun-06	21	25	10	15	13	11	1	21	21	11	1	10	13	15	15	13
03-Jul-06													1			
04-Jul-06	21	25	10	15	14	13	1	20	20	13	1	11	16	15	11	11
05-Jul-06													1			
06-Jul-06													1			
07-Jul-06													1			
08-Jul-06													1			
09-Jul-06													1			
10-Jul-06	22	25	10	15	15	11		22	22	11		7	8	15	25	15
17-Jul-06	22	25	10	15	15	13	1	24	22	13	1	15	11	15	11	10
19-Jul-06															1	
24-Jul-06	22	25	10	15	15	16	1	22	22	16	1	13	16	15	11	10
30-Jul-06															10	9
31-Jul-06	22	25	10	15	17	15		22	22	15		7		15		
07-Aug-06	23	25	10	15	17	19		22	22	19		10	17	15	14	10
08-Aug-06															1	
14-Aug-06	22	25	10	15	17	19	1	22	22	19	1	17	17	15	15	10
19-Aug-06															1	
21-Aug-06	24	25	10	15	17	19	1	22	22	19	1	17	17	15	12	12
23-Aug-06															4	
28-Aug-06															14	11
29-Aug-06	22	25	10	15	16	17	1	22	22	17	1	16	16	15		
05-Sep-06	20	25	10	15	13	15	1	21	20	15	1	13	13	15	12	11
07-Sep-06															1	

Table 3. (cont.)

Event Date	Ammonia	Chloride	Chlorophyll *a*	Dissolved Organic Carbon	Ferrous Iron	Methane - Dissolved	Methane - Ebullitive	Nitrate + nitrite	Nitrite	Nitrogen - Dissolved	Nitrogen - Ebullitive	Sulfide by Electrode	Sulfide by Titration	Total Inorganic Carbon	Total Mercury	Methylmercury
11-Sep-06	22	25	10	15	16	17	1	22	21	17	1	10	16	15	14	10
13-Sep-06															1	
18-Sep-06	21	25	10	14	15	15	2	21	21	15	2	10	9	15	14	10
20-Sep-06													5			
25-Sep-06	20	25	10	15	13	14	2	20	20	14	2	11	13	15	19	12
02-Oct-06	19	25	10	15	12	14	1	20	20	14	1	13	12	15	12	10
09-Oct-06	22	25	10	15	11	13	1	22	22	14		11	11	15	10	10
12-Oct-06															3	1
16-Oct-06	18	25	10	15	6	5	1	18	18	5	1		6	15	11	10
23-Oct-06		25	10	15			1				1			15	11	10
01-Nov-06	12	12	8	12		2	1	12	12	2	1			12	12	10
14-Nov-06	12	12	8	12		2	1	12	12	2	1			12	9	7
27-Nov-06	12	12	8	12		2		12	12	2				12	11	10

Table 4. Listing of study analytes and projected and actual analyses

Analyte	Projected Number of Analyses[a]	Number of Field Samples Analyzed	Number of Field Trip Blanks Analyzed
UFI Laboratory			
Chlorophyll *a*	306	311	34
Nitrate and nitrite	680	569	31
Nitrite	476	564	32
Ammonia	476	568	32
Dissolved organic carbon	476	389	29
Total inorganic carbon	476	463	34
Chloride	544	777	34
Ferrous Iron	204	238	19
Sulfide(1)[b]	204	206	13
Sulfide(2)[c]	204	189	15
Dissolved methane	204	273	15
Dissolved nitrogen gas	204	273	15
Ebullitive methane	20	22	-
Ebullitive nitrogen gas	20	22	-
Syracuse University Laboratory			
Total Mercury	374	417	34
Methylmercury	272	340	11

Note: UFI - Upstate Freshwater Institute

[a] The number of analyses for each analyte was estimated for planning purposes and not intended as a goal of this study. For most parameters the number of samples analyzed was dictated by the conditions of the lake (i.e., the depth and duration of anoxia), which could only be estimated in the work plan. In most cases the number of analyses exceeded the number estimated in the work plan.

[b] Sulfide analysis by titration.

[c] Sulfide analysis by ion selective electrode.

Table 5. Summary of field blanks collected during summer 2006 study of Onondaga Lake

Type of Blank	Definition	No. of Blanks per Work Plan	No. of Blanks per QAPP	No. of Blanks Collected	No. of THg Blanks Analyzed	No. of MeHg Blanks Analyzed	Discrepancy	
							THg	MeHg
Bottle blank	A bottle is set aside from each acid-washed batch.	0	16/01	15	15	0	-1	0
Trip blank before June 5	Acid clean bottle is brought to the field pre-filled with DIW, open, and closed.	0	8/2[a]	8	8	3	0	+1
Trip blank after June 5 Field blank	Acid clean bottle is brought to the field and filled DIW.	0	25/6[a]	25	25	8	0	+2
Container blank	A 40-gal container is filled with DIW in the lab and sample bottle is submerged to collect a subsample.	0	0/0[a]	17	17	0	+17	0
Equipment blanks for continuous flow	Immediately after a sampling event, the pump is submerged in 40-gal container of DIW, run for 3 minutes, and sample is then collected from container.	0	8/8[a]	21	21	3	+13	-5
Total		0	57/16[a]	86	86	14	+29	+15

Note: Total number of analysis in Table 1 (p. 7) in the work plan does not account for blank samples. The discrepancies explained below are among the 2006 Work plan, the projected blank tests in the QAPP, the number of sample blanks collected, and the number of sample blanks analyzed.

The shortage of one bottle blank is a result of one bottle blank not collected in November. The month had only two sampling events compared to the other months with 4 sampling events and only one bottle blank was generated.

Additional 3 trip blanks were analyzed for methylmercury in the laboratory resulting in total of 11 trip blanks rather than the projected 8.

Container blanks were introduced when study switched to testing equipment blanks in the laboratory. Container blanks were collected in triplicate between April and July, in duplicate for August and September, and once in October, which resulted in total of 17 additional samples analyzed for total mercury. Methylmercury determination was not necessary because methylmercury is not a common laboratory contaminant, and it is not formed in the laboratory under the cleaning procedure conditions.

Equipment blanks were collected in triplicate between April and July, and in duplicate between August and October; additional triplicate equipment blank was collected when switching between the vinyl hose and Teflon-lined hose. Overall, 21 equipment blanks were generated and analyzed in the laboratory for total mercury versus the projected 8. The shortage of methylmercury analyses was a coordination mistake in the laboratory.

DIW - de-ionized water
QAPP - quality assurance project plan

[a] Total mercury/methylmercury.

Table 6. Responsibilities for verification of data and sampling activities

Project Personnel	Verification Activity
UFI Field Manager/ UFI QA Officer	Assign appropriate staff to perform the work and ensure that all field personnel are familiar with the field SOPs
	Verify that the proper sampling protocols, including sample preservation, handling, and storage are performed during field work
	Track samples sent to the laboratories; verify that chain-of-custody forms are filled out correctly and samples were received in good condition at the appropriate laboratory
	Verify that the appropriate number of field blanks and sample duplicates/ triplicates are collected
	Conduct field data collection audit to ensure that the proper field procedures are followed
UFI QA Officer/ SU QA Officer	Verify that the laboratory instruments are calibrated, and quality control samples are analyzed (e.g., blanks, duplicates, MS/MSD, LCS)
	Verify that the laboratory conducted proper calibration and quality control sample procedures (i.e., the laboratory followed the contract scope of work)
	Confirm that the analytical data meet specified detection limits in analytical SOPs
	Inspect and ensure that the field and analytical equipment are calibrated and properly functioning in accordance with field instrument user manuals and laboratory QA manuals
UFI QA Officer SU QA Officer Scientific/Technical Manager	Review data reduction process, examine the raw data to verify that the correct calculations of sample results were reported by the laboratory or transferred from field logs, examine the raw data for any anomalies, and verify that there are no transcription or reduction errors
UFI QA Officer	Ensure that proper data-handling procedures were followed (e.g., the SOPs and contract scope of work are followed consistently throughout the project); recheck any handwritten data in field logs for transcription errors
	Review data transfer procedures and make all efforts to minimize data problems
UFI Field Manager	Verify proper documentation of chain-of-custody and sample handling/transfer procedures, document any problems encountered during sample collection, identify any problems with damaged samples, and confirm with laboratory that all samples have been received
UFI Field Manager UFI QA Officer	Ensure that an accurate record was maintained during sample collection and analysis
UFI/SU Laboratory Personnel UFI/SU QA Officers	Document that general quality control measures were conducted (e.g., instrument calibration, routine monitoring of analytical performance, calibration verification)
	Ensure that a unique sample number was assigned to each sample
	Document deviations from scope of work (e.g., analytical procedures), document any corrective actions taken if QC checks identify a problem, ensure that the appropriate analytical method was used.

Note:
LCS - laboratory control sample
MS - matrix spike
MSD - matrix spike duplicate
QA - quality assurance
QC - quality control
SOP - standard operating procedure
SU - Syracuse University
UFI - Upstate Freshwater Institute

Table 7. Data usability summary by parameter

Compound	Usable			Rejected	% Complete
	No Qualification	Estimated	Total Usable		
Ammonia	258	112	370		100%
Chloride	518	54	572		100%
Chlorophyll *a*	141	36	177		100%
Dissolved organic carbon	152	66	218		100%
Ferrous iron	165	8	173	11	94%
Methane - dissolved	178	21	199	14	93%
Methane - ebullitive	18	2	20		100%
Nitrate+nitrite	256	116	372		100%
Nitrite	324	43	367		100%
Nitrogen - dissolved	181	32	213		100%
Nitrogen - ebullitive	18	2	20		100%
Sulfide by electrode	100	35	135		100%
Total inorganic carbon	175	86	261		100%
Total mercury	118	201	319	2	99%
Methylmercury	202	92	294		100%

Note: Sample quantities used in this assessment are field samples only (blanks and duplicates excluded).

Percent usable - (total usable/[total usable + rejected]) x 100

Appendix A

Data Validation Summary Tables

Contents

		Page
Table A-1.	Chlorophyll *a* data validation summary table	1
Table A-2.	Nitrite + nitrate data validation summary table	3
Table A-3.	Nitrite data validation summary table	5
Table A-4.	Ammonia data validation summary table	7
Table A-5.	Dissolved organic carbon data validation summary table	9
Table A-6.	Total inorganic carbon data validation summary table	11
Table A-7.	Chloride data validation summary table	13
Table A-8.	Ferrous iron data validation summary table	15
Table A-9.	Methane data validation summary table	17
Table A-10.	Nitrogen data validation summary table	19
Table A-11.	Sulfide by electrode data validation summary table	21
Table A-12.	Total mercury data validation summary table	23
Table A-13.	Methylmercury data validation summary table	26

Acronyms and Abbreviations

CCB	continuing calibration blank
CCV	continuing calibration verification
DOC	dissolved organic carbon
ICB	initial calibration blank
ICV	initial calibration verification
J	estimated
LCS	laboratory control sample
LOD	limit of detection
LOQ	limit of quantitation
MRL	method reporting limit
MS/MSD	matrix spike/matrix spike duplicate
OPR	ongoing precision and recover
QAPP	quality assurance project plan
R	rejected
RPD	relative percent difference
RSD	relative standard deviation
TIC	total inorganic carbon
U	undetected
UFI	Upstate Freshwater Institute

Table A-1. Chlorophyll *a* data validation summary table

Data Quality Indicator	Evaluation Criteria	Quality Control Result Summary	Data Validation Actions and Impact to Data Usability
Holding time	Samples run within 21 days of collection.	All criteria were met with the exception of 35 samples analyzed 22–42 days after sample collection.	All associated detected and undetected sample results were qualified as estimated (*J* and *UJ*, respectively) and may be biased low.
Initial calibration blank	Blank concentrations less than the reporting limit.	All ICB results were undetected.	None.
Continuing calibration blank	Blank concentrations less than the reporting limit.	All CCB results were less than the reporting limit.	No action was taken because the associated field sample results were greater than the concentration detected in the blanks.
Method blank	Blank concentrations less than the reporting limit.	All method blank results were less than the reporting limit.	No action was taken because the associated field sample results were greater than the concentration detected in the blanks.
Reference	Within 3 standard deviations of the mean value based on a monthly moving average (with a minimum of 10 values). Current limits 76–115%.	All criteria were met. The reference standard results were not provided for review, however, J. Aicher at UFI has confirmed that the reference standard recoveries were acceptable.	None.
Duplicate	RPD < 15% for results greater than MRL	All criteria were met with the exception of eight field duplicate pairs. The following laboratory duplicate pairs exceeded criteria with RPDs ranging from 18 to 80%: ONL SD 16M collected on 5/8, 6/26, 7/24, 11/14/2006, ONL SD 8M collected on 10/2 and 11/1/2006, ONL SD 10M collected on 9/25/2006, and ONL SD 4M collected on 10/9/2006.	The chlorophyll results in these eight samples were qualified as estimated (*J*) because of poor laboratory duplicate precision. Additionally, all chlorophyll samples analyzed on 10/18/2006 were qualified as estimated (*J*) because three of the four laboratory duplicate pairs analyzed on this date exceeded criteria, and all chlorophyll samples analyzed on 11/22/2006 were qualified as estimated (*J*) because both laboratory duplicate pairs analyzed on this date exceeded criteria.
Field trip blanks	Blank concentration less than reporting limit.	All criteria met.	No action was taken since the associated field sample results were greater than the concentration detected in the blanks.
Field triplicate	RSD < 30% for results greater than MRL	All criteria were met with the exception of two field triplicate sets for sample location ONL SD 0M collected on 4/17/2006 and 9/5/2006.	The chlorophyll results for these field triplicate sets were qualified as estimated (*J*) because of poor precision.

Table A-1. (cont.)

Data Quality Indicator	Evaluation Criteria	Quality Control Result Summary	Data Validation Actions and Impact to Data Usability
Other issues	--	Undetected sample results were reported with as “<LOD.”	The terms reported for the undetected results were changed to the method reporting limit of 0.5 μg/L and qualified with a “*U*” indicating that the results are undetected.
		Several detected results were reported at concentrations less than the method reporting limit.	Results reported at concentrations less than the reporting limit were qualified as estimated (*J*) because of increased variability at low concentrations.
			Any results within 5x of the associated instrument, method, or field blank results were qualified as estimated *(J+)* and may be biased high.

Table A-2. Nitrite + nitrate data validation summary table

Data Quality Indicator	Evaluation Criteria	Quality Control Result Summary	Data Validation Actions and Impact to Data Usability
Holding time	Samples run within 48 hours of collection.	All criteria were met with the exception of 77 samples; 74 samples were analyzed 49–96 hours after sample collection and 3 samples were analyzed more than 96 hours after sample collection.	The detected and undetected results in samples analyzed 49–96 hours after sample collection and the detected results in samples analyzed more than 96 hours after sample collection were qualified as estimated (*J*) and may be biased low. (All sample results analyzed more than 96 hours after sample collection were detected.)
Initial calibration verification	Within 3 standard deviations of the mean value based on a monthly moving average (with a minimum of 10 values). Current limits 91–109%.	All criteria were met.	None.
Continuing calibration verification	Within 3 standard deviations of the mean value based on a monthly moving average (with a minimum of 10 values). Current limits 92–109%.	All criteria were met with nine exceptions. The CCVs analyzed on 5/3/2006 at 9:37 and 9:57, 10/17/2006 at 14:45 and 15:04, and 11/2/2006 at 14:50, 15:08, 15:27, and 15:37 recovered below criteria and 7/5/2005 at 18:06 recovered above criteria.	All positive and undetected results for samples analyzed on 5/3/2006, 10/17/2006, and 11/2/2006 were qualified as estimated (*J* and *UJ*, respectively) and may be biased low. All positive results for samples analyzed on 7/5/2006 were qualified as estimated and may be biased high.
Initial calibration blank	Blank concentrations less than the reporting limit.	ICB concentrations ranged from –13 to 14 μg/L.	None. The field sample results were above the associated blank values.
Continuing calibration blank	Blank concentrations less than the detection limit.	CCB concentrations ranged from –13 to 29 μg/L.	None. The field sample results were above the associated blank values.
Laboratory control sample	Within 3 standard deviations of the mean value based on a monthly moving average (with a minimum of 10 values). Current limits 83–113%.	All criteria were met with one exception. The LCS analyzed on 10/10/2006 at 12:09 recovered above criteria.	The positive results for samples associated with this LCS were qualified as estimated (*J*) and may be biased high.
Matrix spike	Within 3 standard deviations of the mean value based on a monthly moving average (with a minimum of 10 values). Current limits 69–125%.	Fifteen (15) of 28 MS samples did not meet recovery criteria as a result of a spike concentration well below the native sample concentrations.	None. The matrix spike concentration was well below sample concentrations making it difficult to accurately assess recovery.

Table A-2. (cont.)

Data Quality Indicator	Evaluation Criteria	Quality Control Result Summary	Data Validation Actions and Impact to Data Usability
Reference	Within 3 standard deviations of the mean value based on a monthly moving average (with a minimum of 10 values).	All criteria were met with one exceedance. The reference standard analyzed on 4/4/2006 at 10:44 recovered below criteria.	The positive and undetected results for samples associated with this reference standard were qualified as estimated (*J* and *UJ*) and may be biased low.
	Current limits 92–115%.		
Duplicate	RPD < 15% for results greater than MRL	All criteria were met.	None.
Field trip blanks	Blank concentration less than reporting limit.	Field trip blank concentrations ranged from –13 to 36 µg/L.	None. The field sample results were above the associated blank values.
Field triplicate	RSD < 30% for results greater than MRL	All criteria were met with one exception. The field triplicate samples for ONL SD 16M collected on 9/18/2006 exceeded the precision criterion.	The samples in this field triplicate set were qualified as estimated (*J*) because of poor replicate precision.
Other issues	--	Results were reported at concentrations less than the level of detection or as <LOD.	These results were changed to the method reporting limit of 16 µg/L and qualified as undetected "*U*" because of uncertainty in detection below the level of detection.
		Several detected results were reported at concentrations less than the method reporting limit.	Results reported at concentrations less than the reporting limit were qualified as estimated (*J*) because of increased variability at low concentrations.
			Any results within 5x of the associated instrument, method, or field blank results were qualified as estimated *(J+)* and may be biased high.

Table A-3. Nitrite data validation summary table

Data Quality Indicator	Evaluation Criteria	Quality Control Result Summary	Data Validation Actions and Impact to Data Usability
Holding time	Samples run within 48 hours of collection.	All criteria were met with the exception of 31 samples. Twenty-eight (28) samples were analyzed 49–96 hours after sample collection and 3 samples were analyzed more than 96 hours after sample collection.	The detected and undetected results in samples analyzed 49–96 hours after sample collection and the detect results in samples analyzed more than 96 hours after sample collection were qualified as estimated (*J*) and may be biased low. (All sample results analyzed more than 96 hours after sample collection were detected.)
Initial calibration verification	Within 3 standard deviations of the mean value based on a monthly moving average (with a minimum of 10 values). Current limits 83–118%.	All criteria were met with one exception. The ICV analyzed on 8/2/2006 at 11:57 recovered below criteria.	All results for samples analyzed on 8/2/2006 were qualified as estimated (*J*) and may be biased low.
Continuing calibration verification	Within 3 standard deviations of the mean value based on a monthly moving average (with a minimum of 10 values). Current limits 80–115%.	All criteria were met with three exceptions. The CCVs analyzed on 8/2/2006 at 12:23, 14:00, and 14:14 recovered below criteria.	All results for samples analyzed on 8/2/2006 were qualified as estimated (*J*) and may be biased low.
Initial calibration blank	Blank concentrations less than the detection limit.	All criteria were met.	None.
Continuing calibration blank	Blank concentrations less than the detection limit.	All criteria were met.	None.
Laboratory control sample	Within 3 standard deviations of the mean value based on a monthly moving average (with a minimum of 10 values). Current limits 84–108%.	All criteria were met.	None.
Matrix spike	Within 3 standard deviations of the mean value based on a monthly moving average (with a minimum of 10 values). Current limits 87–109%.	All criteria were met with two exceptions. The MSs performed on samples ONL SD 18M collected on 6/26/2006 and ONL SD 15M collected on 7/10/2006 recovered below criteria.	The results in samples ONL SD 18M collected on 6/26/2006 and ONL SD 15M collected on 7/10/2006 were qualified as estimated (*J*) and may be biased low.

Table A-3. (cont.)

Data Quality Indicator	Evaluation Criteria	Quality Control Result Summary	Data Validation Actions and Impact to Data Usability
Reference	Within 3 standard deviations of the mean value based on a monthly moving average (with a minimum of 10 values).	All criteria were met.	None.
	Current limits 90–114%.		
Duplicate	RPD < 15% for results greater than MRL	All criteria were met with the exception of six laboratoryduplicate pairs. Poor duplicate precision was noted for ONL SD 2M and ONL SD 14M collected on 8/29/2006, for ONL SD 2M and ONL SD 16M collected on 9/5/2006, and for ONL SD 2M and ONL SD 15M collected on 9/11/2006 with RPDs ranging from 16 to 41%.	The results in these samples were qualified as estimated (*J*) as a result of poor laboratory duplicate precision.
Field trip blanks	Blank concentration less than reporting limit.	All criteria were met.	None.
Field triplicate	RSD < 30% for results greater than MRL	All criteria were met with one exception. The field triplicate samples for ONL SD 16M collected on 9/18/2006 exceeded the precision criterion.	The three field triplicate samples were qualified as estimated (*J*) because of poor replicate precision.
Other issues	--	Undetected sample results were reported as "<LOQ."	The terms reported for the undetected results were changed to the method reporting limit of 9 μg/L and qualified with a "*U*" indicating that the results are undetected.
		Several detected results were reported at concentrations less than the method reporting limit.	Results reported at concentrations less than the reporting limit were qualified as estimated (*J*) because of increased variability at low concentrations.
			Any results within 5x of the associated instrument, method, or field blank results were qualified as estimated *(J+)* and may be biased high.

Table A-4. Ammonia data validation summary table

Data Quality Indicator	Evaluation Criteria	Quality Control Result Summary	Data Validation Actions and Impact to Data Usability
Holding time	Samples run within 48 hours of collection.	All criteria were met with the exception of 45 samples; 42 samples were analyzed 49–96 hours after sample collection and 3 samples were analyzed more than 96 hours after sample collection.	The detected and undetected results in samples analyzed 49–96 hours after sample collection and the detected results in samples analyzed more than 96 hours after sample collection were qualified as estimated (*J*) and may be biased low. (All sample results analyzed more than 96 hours after sample collection were detected.)
Initial calibration verification	Within 3 standard deviations of the mean value based on a monthly moving average (with a minimum of 10 values). Current limits 90–117%.	All criteria were met with four exceptions. The ICVs analyzed on 3/29/2006 at 11:09, 4/4/2006 at 10:37, 4/12/2006 at 16:32, and 5/9/2006 at 12:13 recovered below criteria.	The positive and undetected results for samples analyzed on 3/29/2006, 4/4/2006, 4/12/2006, and 5/9/2006 were qualified as estimated (*J* and *UJ*, respectively) and may be biased low.
Continuing calibration verification	Within 3 standard deviations of the mean value based on a monthly moving average (with a minimum of 10 values). Current limits 91–118%.	All criteria were met with six exceptions. The CCVs analyzed on 3/29/2006 at 13:01 and 13:55, 4/12/2006 at 17:28, 4/17/2006 at 15:42, and 7/25/2006 at 12:04 recovered below criteria and the CCV analyzed on 4/4/2006 at 12:54 recovered above criteria.	The positive and undetected results for samples analyzed on 3/29/2006, 4/12/2006, 4/17/2006, and 7/25/2006 were qualified as estimated (*J* and *UJ*, respectively) and may be biased low. The positive results for samples analyzed on 4/4/2006 were qualified as estimated (*J*) and may be biased high.
Initial calibration blank	Blank concentrations less than the detection limit.	All criteria were met.	None.
Continuing calibration blank	Blank concentrations less than the detection limit.	All criteria were met.	None.
Laboratory control sample	Within 3 standard deviations of the mean value based on a monthly moving average (with a minimum of 10 values). Current limits 57–140%.	All criteria were met with two exceptions. The LCSs analyzed on 10/10/2006 at 12:09 and 10/17/2006 at 12:52 recovered above criteria.	The positive results for samples analyzed on 10/10/2006 and 10/17/2006 were qualified as estimated (*J*) and may be biased high.
Matrix spike	Within 3 standard deviations of the mean value based on a monthly moving average (with a minimum of 10 values). Current limits 67–121%.	All criteria were met with three exceptions. The MSs performed on samples ONL SD 15M collected on 7/10/2006, ONL SD 9M collected on 8/29/2006 and ONL SD 12M collected on 9/25/2006 recovered below criteria.	The spike levels in these three MS samples were below the concentrations in the native sample making it difficult to assess spike recovery. Thus, no action was taken for these MS exceedances.

Table A-4. (cont.)

Data Quality Indicator	Evaluation Criteria	Quality Control Result Summary	Data Validation Actions and Impact to Data Usability
Reference	Within 3 standard deviations of the mean value based on a monthly moving average (with a minimum of 10 values). Current limits 82–126%.	All criteria were met.	None.
Duplicate	RPD < 15% for results greater than MRL	All criteria were met with the exception of four laboratory duplicate pairs. Poor duplicate precision was noted for ONL SD 16M collected on 4/17/2006 and for ONL SD 2M collected on 6/26/2006, 7/31/2006, and 8/21/2006 with RPDs ranging from 17 to 26%.	The results in these samples were qualified as estimated (*J*) as a result of poor laboratory duplicate precision.
Field trip blanks	Blank concentration less than reporting limit.	Field trip blank concentrations ranged from –7 to 12 µg/L.	None. The field sample results were above the associated blank values.
Field triplicate	RSD < 30% for results greater than MRL	All criteria were met with three exceptions. The field triplicate samples for ONL SD 0M collected on 6/19/2006, 8/7/2006, and 9/11/2006 exceeded the precision criterion.	The three sets of field triplicate samples were qualified as estimated (*J*) because of poor replicate precision.
Other issues	--	Results were reported at concentrations less than the level of detection or as <LOD.	These results were changed to the method reporting limit of 41 µg/L and qualified as undetected "*U*" as a result of uncertainty in detection below the level of detection.
		Several detected results were reported at concentrations less than the MRL.	Results reported at concentrations less than the reporting limit were qualified as estimated (*J*) because of increased variability at low concentrations. Any results within 5x of the associated instrument, method, or field blank results were qualified as estimated *(J+)* and may be biased high.

Table A-5. Dissolved organic carbon data validation summary table

Data Quality Indicator	Evaluation Criteria	Quality Control Result Summary	Data Validation Actions and Impact to Data Usability
Holding time	Samples run within 28 days of collection.	All criteria were met with the exception of 82 samples; 60 samples were analyzed 29–56 days after sample collection and 22 samples were analyzed more than 56 days after sample collection.	All associated sample results were reported as detected and all were qualified as estimated (*J*) and may be biased low.
Initial calibration verification	Within 3 standard deviations of the mean value based on a monthly moving average (with a minimum of 10 values). Current limits 84–117%.	All criteria were met.	None.
Continuing calibration verification	Within 3 standard deviations of the mean value based on a monthly moving average (with a minimum of 10 values). Current limits 85–112%.	All criteria were met.	None.
Initial calibration blank	Blank concentrations less than the reporting limit.	All ICB results were less than the reporting limit.	No action was required because all of the associated sample results were greater than five times the concentration detected in the blank.
Continuing calibration blank	Blank concentrations less than the reporting limit.	All CCB results were less than the reporting limit.	No action was required because all of the associated sample results were greater than five times the concentration detected in the blank.
Reference	Within 3 standard deviations of the mean value based on a monthly moving average (with a minimum of 10 values). Current limits 80–125%.	All criteria were met.	None.
Laboratory control sample	Within 3 standard deviations of the mean value based on a monthly moving average (with a minimum of 10 values). Current limits 80–140%.	All criteria were met.	None.
Duplicate	RPD < 15% for results greater than MRL.	All criteria were met.	None.

Table A-5. (cont.)

Data Quality Indicator	Evaluation Criteria	Quality Control Result Summary	Data Validation Actions and Impact to Data Usability
Matrix spike	Within 3 standard deviations of the mean value based on a monthly moving average (with a minimum of 10 values). Current limits 60–134%.	All criteria were met.	None.
Field trip blanks	Blank concentration less than reporting limit.	Five of 28 field trip blank results were slightly greater than the reporting limit (0.5–1 mg/L) and 3 were greater than 1 mg/L. The three field trip blanks with higher concentrations were associated with samples collected on 5/1/2006, 5/22/2006, and 5/30/2006.	The method blanks analyzed along with out of control field trip blanks were acceptable. It appears that several field trip blanks were incorrectly prepared in the field or contaminated. No action was taken to negate the associated field sample results as a result of field trip blank contamination. However, for the three field trip blanks with concentrations >1 mg/L, the associated sample results were qualified as estimated (*J*) and may be biased high because of contamination. No action was required for the samples associated with the blanks with concentrations <1 mg/L.
Field triplicate	RSD < 30% for results greater than MRL	All criteria were met with the exception of two field triplicate sets collected on 5/1/2006 and performed on samples “ONL SD 0M” and “ONL SD 16M”.	Since both sets of field triplicates collected on 5/1/2006 exceeded the precision criterion, all of the DOC results for samples collected on this date were qualified as estimated (*J*) because of poor precision.
Other issues	--	Field trip blanks were reported at concentrations less than the reporting limits.	Results reported at concentrations less than the reporting limit were qualified as estimated (*J*) as a result of increased variability at low concentrations. Any results within 5x of the associated instrument, method, or field blank results were qualified as estimated *(J+)* and may be biased high.

Table A-6. Total inorganic carbon data validation summary table

Data Quality Indicator	Evaluation Criteria	Quality Control Result Summary	Data Validation Actions and Impact to Data Usability
Holding time	Samples run within 48 hours of collection.	All criteria were met with the exception of 162 samples; 45 samples were analyzed 49–96 hours after sample collection and 117 samples were analyzed more than 96 hours after sample collection.	All associated sample results were reported as detected and all were qualified as estimated (*J*) and may be biased low.
Initial calibration verification	Within 3 standard deviations of the mean value based on a monthly moving average (with a minimum of 10 values). Current limits 92–104%.	All criteria were met.	None.
Continuing calibration verification	Within 3 standard deviations of the mean value based on a monthly moving average (with a minimum of 10 values). Current limits 92–107%.	All criteria were met with one exception. The CCV analyzed on 6/19/2006 at 19:53 recovered above criterion.	The CCV analyzed at 19:19 on the same day was acceptable and no reported sample analyses were analyzed between 19:19 and 19:53, thus no qualification of the data was required.
Initial calibration blank	Blank concentrations less than the reporting limit.	ICB results ranged from 0.3 to 2.0 mg/L and were equal to or less than the reporting limit.	No action was required because all of the associated field sample results were greater than five times the concentration detected in the blanks. The field trip blank sample results were in the same range as the ICBs; no action was taken on these quality control blank samples.
Continuing calibration blank	Blank concentrations less than the reporting limit.	CCB results ranged from 0.3 to 1.7 mg/L and were less than the reporting limit.	No action was required because all of the associated field sample results were greater than five times the concentration detected in the blanks. The field trip blank sample results were in the same range as the CCB; no action was taken on these quality control blank samples.
Reference	Within 3 standard deviations of the mean value based on a monthly moving average (with a minimum of 10 values). Current limits 94–108%.	All criteria were met.	None.

Table A-6. (cont.)

Data Quality Indicator	Evaluation Criteria	Quality Control Result Summary	Data Validation Actions and Impact to Data Usability
Laboratory control sample	Within 3 standard deviations of the mean value based on a monthly moving average (with a minimum of 10 values).	All criteria were met.	None.
	Current limits 89–109%.		
Duplicate	RPD < 15% for results greater than MRL	All criteria were met.	None.
Field trip blanks	Blank concentration less than reporting limit.	All criteria were met.	The field trip blank results ranged from 0.4 to 1.5 mg/L. No action was required because all of the associated field sample results were greater than five times the concentration detected in the field trip blanks.
Field triplicate	RSD < 30% for results greater than MRL	All criteria were met.	None.
Other issues	--	Field trip blank results were reported at concentrations less than the reporting limits.	Results reported at concentrations less than the reporting limit were qualified as estimated (*J*) because of increased variability at low concentrations.
		Three samples were not analyzed as a result of field or laboratory error. These samples include ONL SD 0M A collected on 6/12/2006, ONL SD 2M collected on 6/12/2006, and ONL SD 16M B collected on 8/21/2006.	Samples ONL SD 0M A and ONL SD 16M B were collected in triplicate in the field and the other sample aliquots were successfully analyzed, thus the failure to analyze these two samples does not adversely affect the overall program. Because sample ONL SD 2M was collected as a single sample, no data are available to represent this data point.
			Any results within 5x of the associated instrument, method, or field blank results were qualified as estimated *(J+)* and may be biased high.

Table A-7. Chloride data validation summary table

Data Quality Indicator	Evaluation Criteria	Quality Control Result Summary	Data Validation Actions and Impact to Data Usability
Holding time	Samples run within 28 days of collection.	All criteria were met.	None.
Reference	Within 3 standard deviations of the mean value based on a monthly moving average (with a minimum of 10 values). Current limits 85–120%.	All criteria were met.	None.
Laboratory control sample	Within 3 standard deviations of the mean value based on a monthly moving average (with a minimum of 10 values). Current limits 85–120%.	All criteria were met with the exception of the high recoveries for LCSs analyzed on the following dates: 6/13/2006, 7/25/2006, 8/1/2006	The positive sample results associated with these LCSs were qualified as estimated (*J*) and may be biased high.
Duplicate	RPD < 15% for results greater than MRL	All criteria were met.	None.
Matrix spike	Within 3 standard deviations of the mean value based on a monthly moving average (with a minimum of 10 values). Current limits 70–130%.	All criteria were met with the exception of the high recoveries for MSs analyzed on the following dates: 7/25/2006, 8/1/2006	The positive sample results associated with these MSs were qualified as estimated (*J*) and may be biased high.
Matrix spike duplicate	RPD < 15%	All criteria were met.	None.
Method blank	Blank concentrations less than reporting limit.	Several blank results were slightly greater than the reporting limit.	None; the blank concentrations were all well below the associated sample concentrations.
Field trip blanks	Blank concentration less than reporting limit.	Several blank results were slightly greater than the reporting limit. Two field trip blanks were incorrectly analyzed; the laboratory inadvertently ran field samples in place of the field trip blanks. Consequently, both had high chloride concentrations similar to the samples. These blanks were associated with samples collected on 7/24/2006 and 10/16/2006.	No action was required for the samples associated with the blanks with concentrations slightly above the reporting limits because the associated sample concentrations were well above the blank concentrations.

Table A-7. (cont.)

Data Quality Indicator	Evaluation Criteria	Quality Control Result Summary	Data Validation Actions and Impact to Data Usability
Field triplicate	RSD < 30% for results greater than MRL	All criteria were met.	None.
Other issues	--	Field trip blanks were reported at concentrations less than the reporting limit.	Results reported at concentrations less than the reporting limit were qualified as estimated (*J*) because of increased variability at low concentrations.
		The laboratory incorrectly analyzed two field trip blanks. Instead of analyzing the field trip blanks, two field samples were analyzed in their place, resulting in high chloride concentrations. These blanks were collected on 7/24/2006 and 10/16/2006.	The chloride results in the field trip blanks collected on 7/24/2006 and 10/16/2006 were rejected (*R*) and are not usable for project decisions.
			Any results within 5x of the associated instrument, method, or field blank results were qualified as estimated *(J+)* and may be biased high.

Table A-8. Ferrous iron data validation summary table

Data Quality Indicator	Evaluation Criteria	Quality Control Result Summary	Data Validation Actions and Impact to Data Usability
Holding time	Samples run within 7 days of collection.	All criteria were met.	None.
Initial calibration verification	Within 3 standard deviations of the mean value based on a monthly moving average (with a minimum of 10 values). Current limits 85–110%.	All criteria were met.	None.
Continuing calibration verification	Within 3 standard deviations of the mean value based on a monthly moving average (with a minimum of 10 values). Current limits 80–115%.	All criteria were met.	None.
Initial calibration blank	Blank concentrations less than the detection limit.	All criteria were met.	None.
Continuing calibration blank	Blank concentrations less than the detection limit.	All criteria were met.	None.
Laboratory control sample	Within 3 standard deviations of the mean value based on a monthly moving average (with a minimum of 10 values). Current limits 85–130%.	The LCS samples were incorrectly spiked with a concentration less than the reporting limit and thus are not usable to assess method accuracy.	None.
Matrix spike	Within 3 standard deviations of the mean value based on a monthly moving average (with a minimum of 10 values). Current limits 60–150%.	The MS samples were incorrectly spiked with a concentration less than the reporting limit and thus are not usable to assess method accuracy.	None.
Reference	Within 3 standard deviations of the mean value based on a monthly moving average (with a minimum of 10 values). Current limits 90–115%.	All criteria were met with two exceptions. The reference samples analyzed on 6/13/2006 and 6/27/2006 had high recoveries (150 and 166%, respectively).	The associated detected sample results were qualified as estimated (*J*) and may be biased high.
Duplicate	RPD < 15% for results greater than MRL	All criteria were met.	None.

Table A-8. (cont.)

Data Quality Indicator	Evaluation Criteria	Quality Control Result Summary	Data Validation Actions and Impact to Data Usability
Field trip blanks	Blank concentration less than reporting limit.	All criteria were met.	None.
Field triplicate	RSD < 30% for results greater than MRL	All criteria were met.	None.
Other issues	--	Undetected sample results were reported with as "<LOD".	The terms reported for the undetected results were changed to the method reporting limit of 32 μg/L and qualified with a "*U*" indicating that the results are undetected.
		Several detected results were reported at concentrations less than the method reporting limit.	Results reported at concentrations less than the reporting limit were qualified as estimated (*J*) because of increased variability at low concentrations.
		One sample was not analyzed as a result of field error. This sample was ONL SD Field Trip Blank collected on 7/10/2006.	Sample ONL SD field trip blank is a field quality control sample, thus the failure to analyze this sample does not adversely affect the overall program.
		The laboratory noted that 12 samples were not digested/ prepared properly. All of these results were reported as undetected.	The undetected results for the 12 samples that were not properly prepared were rejected (*R*) and are not usable.
			Any results within 5x of the associated instrument, method, or field blank results were qualified as estimated *(J+)* and may be biased high.

Table A-9. Methane data validation summary table

Data quality indicator	Evaluation Criteria	Quality Control Result Summary	Data Validation Actions and Impact to Data Usability
Holding time	Samples run within 7 days of collection.	All criteria were met with the exception of 41 samples; 13 samples were analyzed 8–14 days after sample collection and 28 samples were analyzed more than 14 days after sample collection.	The detected and undetected results in samples analyzed 8–14 days after sample collection and the detect results in samples analyzed more than 14 days after sample collection were qualified as estimated (*J*) and may be biased low. The undetected results in samples analyzed more than 14 days after sample collection were rejected (*R*) and are not usable.
Initial calibration verification	Within 3 standard deviations of the mean value based on a monthly moving average (with a minimum of 10 values). Current limits 94–105%.	All criteria were met.	None.
Continuing calibration verification	Within 3 standard deviations of the mean value based on a monthly moving average (with a minimum of 10 values). Current limits 72–120%	All criteria were met with the exception of the low recovery for one CCV analyzed on 9/13/2006 at 16:00.	The samples analyzed between this CCV and an acceptable ICV analyzed at 12:15 on 9/13/2006 were qualified as estimated (*J*) and may be biased low. A total of seven sample results were qualified.
Initial calibration blank	Blank concentrations less than the reporting limit.	All criteria were met.	None.
Continuing calibration blank	Blank concentrations less than the reporting limit.	All criteria were met with one exception. One CCB analyzed on 8/22/2006 had methane detected at a concentration equal to the reporting limit (0.1 mg/L).	No action was required because all of the associated sample results were greater than five times the concentration detected in the blank.
Duplicate	RPD < 15% for results greater than MRL	All criteria were met with the exception of three laboratory duplicate pairs performed on samples OLN SD 17M collected on 7/24/2006, ONL SD 19M collected on 7/31/2006, and ONL SD Gas Cone collected on 11/1/2006 with RPDs ranging from 20 to 25% and 200% for the gas cone sample.	The methane results in these three samples were qualified as estimated (*J*) as a result of poor laboratory duplicate precision.
Field trip blanks	Blank concentration less than reporting limit.	All criteria were met.	None.

Table A-9. (cont.)

Data quality indicator	Evaluation Criteria	Quality Control Result Summary	Data Validation Actions and Impact to Data Usability
Field triplicate	RSD < 30% for results greater than MRL	All criteria were met with the exception of six field triplicate sets performed on samples with client ID "ONL SD 19M" and collected on the following dates: 6/12/2006, 6/20/2006, 6/29/2006, 7/4/2006, 7/31/2006, 8/21/2006.	The methane results in these three samples were qualified as estimated (*J*) because of poor precision.
Other issues	--	Undetected sample results were reported with a concentration of 0.0 mg/L.	The values reported for the undetected results were raised to the method reporting limit of 0.1 mg/L and qualified with a "*U*," indicating that the results are undetected.

Table A-10. Nitrogen data validation summary table

Data Quality Indicator	Evaluation Criteria	Quality Control Result Summary	Data Validation Actions and Impact to Data Usability
Holding time	Samples run within 7 days of collection.	All criteria were met with the exception of 41 samples; 13 samples were analyzed 8–14 days after sample collection and 28 samples were analyzed more than 14 days after sample collection.	The detect results in samples analyzed 8–14 days after sample collection and the detected results in samples analyzed more than 14 days after sample collection were qualified as estimated (*J*) and may be biased low. (All affected results were detected.)
Initial calibration verification	Within 3 standard deviations of the mean value based on a monthly moving average (with a minimum of 10 values). Current limits 83–114%.	All criteria were met.	None.
Continuing calibration verification	Within 3 standard deviations of the mean value based on a monthly moving average (with a minimum of 10 values). Current limits 60–116%.	All criteria were met.	None.
Initial calibration blank	Blank concentrations less than the reporting limit.	ICB concentrations ranged up to 14 mg/L.	No action was taken because all of the associated sample results were greater than the concentration detected in the blank.
Continuing calibration blank	Blank concentrations less than the reporting limit.	CCB concentrations ranged up to 4 mg/L.	No action was taken because all of the associated sample results were greater than the concentration detected in the blank.
Duplicate	RPD < 15% for results greater than MRL	All criteria were met with the exception of seven laboratory duplicate pairs performed on samples OLN SD 19M collected on 7/24/2006, 10/2/2006, and 10/9/2006; ONL SD 14M collected on 7/10/2006 and 8/14/2006, and ONL SD 17M collected on 7/24/2006 and 8/29/2006 with RPDs ranging from 16 to 47%.	The nitrogen results in these samples were qualified as estimated (*J*) as a result of poor laboratory duplicate precision.

Table A-10. (cont.)

Data Quality Indicator	Evaluation Criteria	Quality Control Result Summary	Data Validation Actions and Impact to Data Usability
Field trip blanks	Blank concentration less than reporting limit.	Field trip blank results ranged from 5.8 to 26.2 mg/L.	Based on Henry's Law, at 1 atmosphere and 25ºC dissolved nitrogen concentration in water would be approximately 20 mg/L. Most of the nitrogen sample results (n=275) ranged in concentration from 4 to 32 mg/L and were not significantly different from the field trip blank results. No action was taken other than to note this issue.
Field triplicate	RSD < 30% for results greater than MRL	All criteria were met.	None.

Table A-11. Sulfide by electrode data validation summary table

Data Quality Indicator	Evaluation Criteria	Quality Control Result Summary	Data Validation Actions and Impact to Data Usability
Holding time	Samples run within 7 days of collection.	All criteria were met.	None.
Instrument calibration curve		The laboratory reported that the instrument calibration curves did not meet criteria on the following dates: 7/18, 7/19, 7/26, 8/3, and 8/23/2006.	The results associated with these instrument calibration curves were qualified as estimated (*J* and *UJ*).
Initial calibration verification	Within 3 standard deviations of the mean value based on a monthly moving average (with a minimum of 10 values). Current limits 65–140%.	All criteria were met.	None.
Continuing calibration verification	Within 3 standard deviations of the mean value based on a monthly moving average (with a minimum of 10 values). Current limits 65–140%.	All criteria were met with two exceptions. The CCVs analyzed on 6/12/2006 at 12:29 and 9/20/2006 at 6:22 recovered above criteria.	The positive results for samples analyzed on 9/20/2006 were qualified as estimated (*J*) and may be biased high. No action was taken on the undetected results for samples analyzed on 6/12/2006 and 9/20/2006.
Initial calibration blank	Blank concentrations less than the detection limit.	All criteria were met.	None.
Continuing calibration blank	Blank concentrations less than the detection limit.	All criteria were met.	None.
Laboratory control sample	Within 3 standard deviations of the mean value based on a monthly moving average (with a minimum of 10 values). Current limits 80–120%.	All criteria were met with one exception. The LCS analyzed on 8/16/2006 at 16:00 recovered above criteria.	No action was taken, as all associated results were not detected.
Matrix spike	Within 3 standard deviations of the mean value based on a monthly moving average (with a minimum of 10 values). Current limits 80–120%.	All criteria were met.	None.

Table A-11. (cont.)

Data Quality Indicator	Evaluation Criteria	Quality Control Result Summary	Data Validation Actions and Impact to Data Usability
Reference	Within 3 standard deviations of the mean value based on a monthly moving average (with a minimum of 10 values).	All criteria were met with two exceptions. The LCSs analyzed on 9/1/2006 at 13:12 and 9/6/2006 at 10:07 recovered above criteria.	No action was taken, as all associated results were not detected.
	Current limits 75–125%.		
Duplicate	RPD < 15% for results greater than MRL	All criteria were met.	None.
Field trip blanks	Blank concentration less than reporting limit.	All criteria were met.	None.
Field triplicate	RSD < 30% for results greater than MRL	All criteria were met.	None.
Other issues	--	Undetected sample results were reported as "<LOQ".	The terms reported for the undetected results were changed to the method reporting limit of 32 µg/L and qualified with a "*U*" indicating that the results are undetected.
		Four detected results were reported at concentrations less than the method reporting limit and/or lowest calibration standard.	Results reported at concentrations less than the reporting limit or less than the lowest calibration standard were qualified as estimated (*J*) because of increased variability at low concentrations.
		The laboratory reported that the instrument calibration curves analyzed on the following dates did not meet criteria: 7/18/2006, 7/19/2006, 7/26/2006, 8/3/2006, and 8/23/2006.	All results associated with failing instrument calibration curves were qualified as estimated (*UJ*). All associated results were undetected.
		The sulfide data generated from the titration method were not validated because of the lack of associated quality control analyses.	The sulfide by titration data should be considered draft.

Table A-12. Total mercury data validation summary table

Data Quality Indicator	Evaluation Criteria	Quality Control Result Summary	Data Validation Actions and Impact to Data Usability
Holding time	90 days.	All criteria were met with the exception of 185 samples. These samples were analyzed between 91 and 180 days after sample collection.	The positive and undetected results in these samples were qualified as estimated (*J* and *UJ*) and may be biased low.
Initial calibration	Five standards with the RSD < 15%, Low standard recovery 75–125%.	The laboratory reported that all initial calibration criteria were met.	None.
Initial calibration verification	90–110 % of expected value.	All criteria were met with one exception. The ICV analyzed on 12/19/2006 recovered above criteria.	The positive results for samples analyzed on 12/19/2006 were qualified as estimated (*J*) and may be biased high.
Continuing calibration verification	90–110 % of expected value.	All criteria were met with the following exceptions. Both CCVs analyzed on 4/6/2006 recovered below criteria. Two CCVs analyzed on 12/29/2006, one analyzed on 12/19/2006, and one analyzed on 10/12/2006 recovered above criteria.	The positive results for samples analyzed on 10/12/2006, 12/19/2006, and 12/29/2006 were qualified as estimated (*J*) and may be biased high. The positive and undetected results for samples analyzed on 4/6/2006 were qualified as estimated (*J* or *UJ*) and may be biased low.
Initial calibration blank and continuing calibration blank	Less than reporting limit 0.5 ng/L.	Total mercury was detected in ICBs and/or CCBs analyzed on the following dates: 6/27/2006, 7/28/2006, 8/1/2006, 8/3/2006, 12/21/2006, 12/29/2006.	Sample results less than the highest blank concentration per day were negated (*U*) and are considered to be undetected. Samples results greater than the highest blank concentration per day but less than 5 times the blank level were qualified as estimated (*J*) and may be biased high.
Laboratory control sample	77–123 % of expected value.	All criteria were met.	None.
Method blank	Less than reporting limit 0.5 ng/L.	All criteria were met.	None.
Matrix spike/matrix spike duplicate sample	Recovery (76–125%) and RPD (<20%) or as specified in QAPP.	All criteria were met with one exception. The matrix spike and spike duplicate recoveries in sample W060431 (2M collected 11/1/2006) recovered below criteria.	The recoveries for another MS/MSD set other quality control samples analyzed on the same day were acceptable, thus no action was taken as a result of this exceedance.

Table A-12. (cont.)

Data Quality Indicator	Evaluation Criteria	Quality Control Result Summary	Data Validation Actions and Impact to Data Usability
Duplicate	RPD <20%.	All criteria were met with one exception. The laboratory duplicate precision criterion was exceeded for sample W060073 (5M collected 5/15/2006; RPD 63%)	The positive result in this sample was qualified as estimated (*J*) because of poor laboratory duplicate precision.
Ongoing precision and recover	82–122%.	All criteria were met with two exceptions. The first OPR analyzed on 12/21/2006 recovered above criterion. The last OPR analyzed on 12/29/2006 recovered well below criteria (19%).	The positive results for samples analyzed on 12/21/2006 were qualified as estimated (*J*) and may be biased high. The very low OPR noted on 12/29/2006 appears to be an anomaly. The CCV analyzed immediately prior to this sample had acceptable recovery. Thus, no action was taken as a result of this exceedance.
Field and other mercury specific blanks	Less than reporting limit 0.5 ng/L.	Total mercury was detected in one New Pump Blank #1 collected on 7/10/2006 and Trip Blank collected on 5/30/2006.	Total mercury was not detected in five other field blanks collected on 7/10/2006, thus no action was taken as a result of this detected result in a blank. The result for the Trip Blank collected on 5/30/2006 was qualified as estimated biased high (J+) because of ICB contamination, thus no further action was taken.
Field triplicate	RSD < 30% for results greater than MRL.	All field triplicate criteria were met.	None.
Field duplicate	RPD <35% for results greater than MRL.	All field duplicate criteria were met with the following exceptions: 10M samples collected on 4/24 and 7/4/2006, and sample 18M collected on 6/5/2006.	The results in these samples were qualified as estimated (*J*) because of poor field duplicate precision.
Other issues	--	Undetected sample results were reported with as <0.2.	These results were qualified with a "*U*" indicating that they are undetected.
		Six samples were not properly acidified and were analyzed more than 28 days after sample collection (holding time for sample not preserved with acid).	The results for these samples were qualified as estimated (*J*).
		Several detected results were reported at concentrations less than the quantitation limit.	Results reported at concentrations less than the quantitation limit were qualified as estimated (*J*) because of increased variability at low concentrations.

Table A-12. (cont.)

Data Quality Indicator	Evaluation Criteria	Quality Control Result Summary	Data Validation Actions and Impact to Data Usability
		The result for the unfiltered analysis of sample 16M collected on 4/3/2006 was significantly less than the filtered analysis for this sample.	The filtered and unfiltered results for this samples were qualified as rejected (*R*).

Table A-13. Methylmercury data validation summary table

Data Quality Indicator	Evaluation Criteria	Quality Control Result Summary	Data Validation Actions and Impact to Data Usability
Holding time	6 months.	All criteria were met with the exception of 2 samples. These samples were analyzed between 6 months and one year after sample collection.	The positive results in these samples were qualified as estimated (*J*) and may be biased low.
Initial calibration	Five standards with the RSD <15%, low standard recovery 65–135%.	The laboratory reported that all initial calibration criteria were met.	None.
Initial calibration verification	85–115% of expected value.	All criteria were met.	None.
Continuing calibration verification	85–115% of expected value.	All criteria were met with the following exceptions. CCVs analyzed on 10/17, 12/1, and 12/2/2006 recovered below criteria. CCV analyzed on 1/5/2007 recovered above criteria.	The positive and undetected results for samples analyzed on 10/17/2006, 12/1/2006, and 12/2/2006 were qualified as estimated (*J* or *UJ*) and may be biased low. The positive results for samples analyzed on 1/5/2007 were qualified as estimated (*J*) and may be biased high.
Initial calibration blank and continuing calibration blank	Less than reporting limit 0.05 ng/L.	Methylmercury was detected in one ICB analyzed on the 1/8/2007.	Sample results less than the highest blank concentration per day were negated (*U*) and are considered to be undetected. Samples results greater than the highest blank concentration per day but less than 5 times the blank level were qualified as estimated (*J*) and may be biased high.
Laboratory control sample	67–133% of expected value.	All criteria were met with the following exception. LCS analyzed on 12/1/2006 recovered above criteria.	The positive results for samples analyzed on 12/1/2006 were qualified as estimated (*J*) and may be biased high.
Method blank	Less than reporting limit 0.05 ng/L.	Methylmercury was detected in three method blanks analyzed on the 8/9/2007, 12/1/2006, and 12/9/2006.	Sample results less than the highest blank concentration per day were negated (*U*) and are considered to be undetected. Samples results greater than the highest blank concentration per day but less than 5 times the blank level were qualified as estimated (*J*) and may be biased high.

Table A-13. (cont.)

Data Quality Indicator	Evaluation Criteria	Quality Control Result Summary	Data Validation Actions and Impact to Data Usability
Matrix spike/matrix spike duplicate sample	Recovery (65–135%) and RPD (< 35%) or as specified in QAPP.	All criteria were met with the following exceptions. Four MS/MSD pairs showed very low recoveries for one of the two MS/MSD analyses; these samples were analyzed on 11/17/2006, 12/1/2006, 12/9/2006, and 1/5/2007. Two MS/MSD pairs showed high recoveries; these samples were analyzed on 9/24/2006 and 12/18/2006. The MS/MSD RPD recriterion was also exceeded for all but one of these MS/MSD sets.	No action was taken as a result of MS/MSD exceedances.
Duplicate	RPD <20%.	All criteria were met with the following exceptions. The laboratory duplicate precision criterion was exceeded for sample 2M-filt collected 4/10/2006, 6M collected 4/17/2006, 12M collected 5/1/2006, 10M collected 7/30/2006, 6M collected on 7/17/2006, 16M collected on 8/28/2006, 16M-filt collected 10/9/2006, 16M-filt collected 10/23/2006, and 14M collected on 9/25/2006.with RPDs ranging from 21 to 88%	The positive results in these samples were qualified as estimated (*J*) because of poor laboratory duplicate precision.
Ongoing precision and recover	69–131%.	All criteria were met with two exceptions. The OPRs analyzed on 6/29/2006 and 9/24/2006 recovered below criterion.	The positive and undetected results for samples analyzed on 6/29/2006 and 9/24/2006 were qualified as estimated (*J* or *UJ*) and may be biased low.
Field and other mercury specific blanks	Less than reporting limit 0.05 ng/L.	All criteria were met.	None.
Field triplicate	RSD < 30% for results greater than MRL.	All criteria were met with the following exceptions. The field triplicate precision criterion was exceeded for sample 10M collected 9/25/2006 and 18M collected on 10/2/2006.	The positive results in these samples were qualified as estimated (*J*) because of poor replicate precision.

Table A-13. (cont.)

Data Quality Indicator	Evaluation Criteria	Quality Control Result Summary	Data Validation Actions and Impact to Data Usability
Field duplicate	RPD < 35% for results greater than MRL.	All criteria were met with the following exceptions. The field duplicate precision criterion was exceeded for sample 6M collected 4/10/2006, 18M collected 6/19/2006, 6M new house collected 7/10/2006, 10M collected 7/24/2006, 6M collected on 9/11/2006, 6M collected on 11/1/2006, and 2M collected on 11/14/2006.	The positive results in these samples were qualified as estimated (*J*) because of poor duplicate precision.
Other issues	--	Undetected sample results were reported with as <0.02.	These results were qualified with a "*U*" indicating that they are undetected.
		Several detected results were reported at concentrations less than the quantitation limit.	Results reported at concentrations less than the quantitation limit were qualified as estimated (*J*) because of increased variability at low concentrations.

Appendix B

Analytical Result Summary Tables

Contents

Table B-1. Summary of chlorophyll a analytical results

Table B-2. Summary of nitrite+nitrate analytical results

Table B-3. Summary of nitrite analytical results

Table B-4. Summary of ammonia analytical results

Table B-5. Summary of dissolved organic carbon analytical results

Table B-6. Summary of total inorganic carbon analytical results

Table B-7. Summary of chloride analytical results

Table B-8. Summary of ferrous iron analytical results

Table B-9. Summary methane analytical results

Table B-10 Summary of nitrogen analytical results

Table B-11a. Summary of sulfide analytical results by ion selective electrode

Table B-11b. Summary of sulfide analytical results by titration

Table B-12. Summary of total mercury analytical results

Table B-13. Summary of methylmercury analytical results

Table B-1. Summary of chlorophyll *a* analytical results

UFI Lab ID	Client ID	Triplicate	Sampling Date	Sampling Time	Analysis Date	Analysis Time	Chlorophyll (µg/L)	Data Validation Qualifier	Data Validation Comment
6087005	ONL SD Field Trip Blank		3/28/06	7:00	04/20/06	15:35	0.1	*J+*	Sample analyzed between 22-42 days after sample collection; result less than method reporting limit; result within a factor of five of associated blank and may be biased high.
6087006	ONL SD 0M	A	3/28/06	9:13	04/20/06	15:55	18.6	*J*	Sample analyzed between 22-42 days after sample collection
6087007	ONL SD 0M	B	3/28/06	9:22	04/20/06	16:33	18.8	*J*	Sample analyzed between 22-42 days after sample collection
6087008	ONL SD 0M	C	3/28/06	9:30	04/20/06	15:32	19.1	*J*	Sample analyzed between 22-42 days after sample collection
6087026	ONL SD 16M	A	3/28/06	10:49	04/20/06	15:34	14.6	*J*	Sample analyzed between 22-42 days after sample collection
6087026	ONL SD 16M	A	3/28/06	10:49	04/20/06	15:51	19.2	*J*	Sample analyzed between 22-42 days after sample collection
6093001	ONL SD Field Trip Blank		4/3/06	7:10	04/20/06	15:28	0.1	*J+*	Result less than method reporting limit; result within a factor of five of associated blank and may be biased high.
6093002	ONL SD 0M	A	4/3/06	10:10	04/20/06	15:46	23.6		
6093003	ONL SD 0M	B	4/3/06	10:15	04/20/06	16:09	25.2		
6093004	ONL SD 0M	C	4/3/06	10:20	04/20/06	16:04	22.3		
6093006	ONL SD 2M		4/3/06	10:30	04/20/06	15:50	23.3		
6093010	ONL SD 4M		4/3/06	10:50	04/20/06	16:00	22.6		
6093012	ONL SD 6M		4/3/06	11:00	04/20/06	15:53	23.3		

Table B-1. Summary of chlorophyll *a* analytical results

UFI Lab ID	Client ID	Triplicate	Sampling Date	Sampling Time	Analysis Date	Analysis Time	Chlorophyll (µg/L)	Data Validation Qualifier	Data Validation Comment
6093014	ONL SD 8M		4/3/06	11:15	04/20/06	16:11	22.7		
6093016	ONL SD 10M		4/3/06	11:25	04/20/06	16:06	24.0		
6093018	ONL SD 12M		4/3/06	11:35	04/20/06	16:02	24.6		
6093020	ONL SD 14M		4/3/06	11:40	04/20/06	15:48	20.8		
6093022	ONL SD 16M		4/3/06	11:50	04/20/06	16:15	22.0		
6093026	ONL SD 18M		4/3/06	12:08	04/20/06	16:24	23.4		
6100001	ONL SD Field Trip Blank		4/10/06	7:15	04/20/06	15:26	0.1	*J+*	Result less than method reporting limit; result within a factor of five of associated blank and may be biased high.
6100002	ONL SD 0M	A	4/10/06	9:00	04/20/06	15:59	21.0		
6100003	ONL SD 0M	B	4/10/06	9:05	04/20/06	15:30	18.7		
6100004	ONL SD 0M	C	4/10/06	9:10	04/20/06	16:52	19.5		
6100006	ONL SD 2M		4/10/06	9:30	04/20/06	16:18	21.8		
6100010	ONL SD 4M		4/10/06	9:44	04/20/06	16:29	22.7		
6100012	ONL SD 6M		4/10/06	9:53	04/20/06	16:13	21.9		
6100014	ONL SD 8M		4/10/06	10:02	04/20/06	16:58	20.8		
6100016	ONL SD 10M		4/10/06	10:10	04/20/06	16:31	23.4		
6100018	ONL SD 12M		4/10/06	10:20	04/20/06	16:40	22.3		
6100020	ONL SD 14M		4/10/06	10:25	04/20/06	16:17	25.5		
6100022	ONL SD 16M		4/10/06	10:35	04/20/06	16:22	24.8		
6100026	ONL SD 18M		4/10/06	10:50	04/20/06	15:57	27.2		
6107001	ONL SD Field Trip Blank		4/17/06	7:10	04/20/06	15:03	0.1	*J+*	Result less than method reporting limit; result within a factor of five of associated blank and may be biased high.
6107002	ONL SD 0M	A	4/17/06	9:20	04/20/06	15:23	5.2	*J*	Field triplicate criterion exceeded.
6107003	ONL SD 0M	B	4/17/06	9:20	04/20/06	15:17	5.4	*J*	Field triplicate criterion exceeded.
6107004	ONL SD 0M	C	4/17/06	9:20	04/20/06	15:08	1.3	*J*	Field triplicate criterion exceeded.

Table B-1. Summary of chlorophyll *a* analytical results

UFI Lab ID	Client ID	Triplicate	Sampling Date	Sampling Time	Analysis Date	Analysis Time	Chlorophyll (µg/L)	Data Validation Qualifier	Data Validation Comment
6107006	ONL SD 2M		4/17/06	9:55	04/20/06	15:19	5.6		
6107010	ONL SD 4M		4/17/06	9:58	04/20/06	15:39	6.6		
6107012	ONL SD 6M		4/17/06	10:14	04/20/06	15:07	6.1		
6107014	ONL SD 8M		4/17/06	10:20	04/20/06	15:41	3.2		
6107016	ONL SD 10M		4/17/06	10:35	04/20/06	15:10	5.9		
6107018	ONL SD 12M		4/17/06	10:45	04/20/06	15:21	5.8		
6107020	ONL SD 14M		4/17/06	10:52	04/20/06	15:12	5.9		
6107022	ONL SD 16M		4/17/06	11:01	04/20/06	15:05	6.5		
6107026	ONL SD 18M		4/17/06	11:14	04/20/06	15:16	6.7		
6114001	ONL SD Field Trip Blank		4/24/06	7:15	05/11/06	1:37	0.1	*J*	Result less than method reporting limit.
6114002	ONL SD 0M	A	4/24/06	8:56	05/11/06	1:35	7.2		
6114003	ONL SD 0M	B	4/24/06	8:56	05/11/06	1:47	7.8		
6114004	ONL SD 0M	C	4/24/06	8:56	05/11/06	1:33	6.7		
6114006	ONL SD 2M		4/24/06	9:07	05/11/06	1:39	6.1		
6114010	ONL SD 4M		4/24/06	9:21	05/11/06	1:45	6.2		
6114012	ONL SD 6M		4/24/06	9:30	05/11/06	1:48	4.8		
6114014	ONL SD 8M		4/24/06	9:38	05/11/06	1:36	4.1		
6114016	ONL SD 10M		4/24/06	9:45	05/11/06	1:43	4.7		
6114018	ONL SD 12M		4/24/06	9:54	05/11/06	1:51	3.8		
6114020	ONL SD 14M		4/24/06	10:04	05/11/06	1:41	4.1		
6114022	ONL SD 16M		4/24/06	10:14	05/11/06	1:32	3.7		
6114026	ONL SD 18M		4/24/06	10:27	05/11/06	1:44	3.9		
6121001	ONL SD Field Trip Blank		5/1/06	7:10	05/11/06	1:52	0.5	*U*	
6121002	ONL SD 0M	A	5/1/06	8:50	05/11/06	1:56	10.8		
6121003	ONL SD 0M	B	5/1/06	8:55	05/11/06	1:57	11.1		
6121004	ONL SD 0M	C	5/1/06	9:00	05/11/06	1:59	11.1		
6121006	ONL SD 2M		5/1/06	9:20	05/11/06	2:00	14.2		
6121011	ONL SD 4M		5/1/06	9:34	05/11/06	2:01	12.1		
6121013	ONL SD 6M		5/1/06	9:40	05/11/06	2:40	14.0		
6121015	ONL SD 8M		5/1/06	9:49	05/11/06	2:03	10.2		
6121017	ONL SD 10M		5/1/06	9:59	05/11/06	2:04	10.2		

Table B-1. Summary of chlorophyll *a* analytical results

UFI Lab ID	Client ID	Triplicate	Sampling Date	Sampling Time	Analysis Date	Analysis Time	Chlorophyll (µg/L)	Data Validation Qualifier	Data Validation Comment
6121019	ONL SD 12M		5/1/06	10:10	05/11/06	2:05	9.4		
6121021	ONL SD 14M		5/1/06	10:17	05/11/06	2:29	8.1		
6121023	ONL SD 16M	A	5/1/06	10:25	05/11/06	2:07	8.0		
6121024	ONL SD 16M	B	5/1/06	10:25	05/11/06	2:09	6.3		
6128001	ONL SD Field Trip Blank		5/8/06	7:10	05/11/06	2:12	0.5	*U*	
6128002	ONL SD 0M	A	5/8/06	9:00	05/11/06	2:13	28.2		
6128003	ONL SD 0M	B	5/8/06	9:05	05/11/06	2:15	27.9		
6128004	ONL SD 0M	C	5/8/06	9:09	05/11/06	2:16	29.4		
6128006	ONL SD 2M		5/8/06	9:05	05/11/06	2:17	30.8		
6128011	ONL SD 4M		5/8/06	9:13	05/11/06	2:18	28.6		
6128013	ONL SD 6M		5/8/06	9:25	05/11/06	2:20	3.0		
6128015	ONL SD 8M		5/8/06	9:38	05/11/06	2:24	14.3		
6128017	ONL SD 10M		5/8/06	9:47	05/11/06	2:25	18.6		
6128023	ONL SD 16M	A	5/8/06	10:25	05/11/06	2:26	14.9		Laboratory duplicate precision criterion exceeded.
6135001	ONL SD Field Trip Blank		5/15/06	7:10	05/24/06	14:41	0.2	*J+*	Result less than method reporting limit; result within a factor of five of associated blank and may be biased high.
6135002	ONL SD 0M	A	5/15/06	9:10	05/24/06	14:42	17.7		
6135003	ONL SD 0M	B	5/15/06	9:10	05/24/06	14:37	15.0		
6135004	ONL SD 0M	C	5/15/06	9:10	05/24/06	14:45	15.1		
6135006	ONL SD 2M		5/15/06	9:25	05/24/06	14:36	17.2		
6135011	ONL SD 4M		5/15/06	9:44	05/24/06	14:50	17.4		
6135013	ONL SD 6M		5/15/06	9:53	05/24/06	14:18	15.2		
6135015	ONL SD 8M		5/15/06	10:02	05/24/06	14:33	13.5		
6135017	ONL SD 10M		5/15/06	10:15	05/24/06	14:31	11.5		
6135023	ONL SD 16M	A	5/15/06	10:51	05/24/06	14:44	6.9		
6142001	ONL SD Field Trip Blank		5/22/06	7:00	05/24/06	15:00	0.5	*U*	
6142002	ONL SD 0M	A	5/22/06	9:18	05/24/06	15:17	21.3		
6142003	ONL SD 0M	B	5/22/06	9:18	05/24/06	15:13	18.0		
6142004	ONL SD 0M	C	5/22/06	9:18	05/24/06	14:54	18.5		

Table B-1. Summary of chlorophyll *a* analytical results

UFI Lab ID	Client ID	Triplicate	Sampling Date	Sampling Time	Analysis Date	Analysis Time	Chlorophyll (µg/L)	Data Validation Qualifier	Data Validation Comment
6142006	ONL SD 2M		5/22/06	9:25	05/24/06	15:16	18.5		
6142011	ONL SD 4M		5/22/06	9:49	05/24/06	14:57	18.8		
6142013	ONL SD 6M		5/22/06	10:00	05/24/06	15:11	19.9		
6142015	ONL SD 8M		5/22/06	10:12	05/24/06	15:02	18.3		
6142017	ONL SD 10M		5/22/06	10:25	05/24/06	14:56	21.1		
6142023	ONL SD 16M	A	5/22/06	11:12	05/24/06	14:59	11.1		
6150001	ONL SD Field Trip Blank		5/30/06	7:30	06/09/06	10:46	0.5	*U*	
6150002	ONL SD 0M	A	5/30/06	9:28	06/09/06	11:54	8.8		
6150003	ONL SD 0M	B	5/30/06	9:28	06/09/06	11:13	7.9		
6150004	ONL SD 0M	C	5/30/06	9:28	06/09/06	10:55	7.5		
6150006	ONL SD 2M		5/30/06	9:47	06/09/06	11:04	24.1		
6150011	ONL SD 4M		5/30/06	10:02	06/09/06	10:51	22.4		
6150013	ONL SD 6M		5/30/06	10:10	06/09/06	11:09	20.0		
6150015	ONL SD 8M		5/30/06	10:18	06/09/06	11:00	11.0		
6150017	ONL SD 10M		5/30/06	10:27	06/09/06	12:35	9.7		
6150023	ONL SD 16M	A	5/30/06	10:55	06/09/06	12:03	4.6		
6156001	ONL SD Field Trip Blank		6/5/06	7:30	06/20/06	11:11	0.5	*U*	
6156002	ONL SD 0M	A	6/5/06	9:00	06/20/06	11:14	12.6		
6156003	ONL SD 0M	B	6/5/06	9:00	06/20/06	11:17	13.8		
6156004	ONL SD 0M	C	6/5/06	9:00	06/20/06	11:20	13.0		
6156006	ONL SD 2M		6/5/06	9:15	06/20/06	11:23	23.3		
6156011	ONL SD 4M		6/5/06	9:32	06/20/06	11:26	15.9		
6156013	ONL SD 6M		6/5/06	9:38	06/20/06	11:29	12.0		
6156015	ONL SD 8M		6/5/06	9:52	06/20/06	11:32	10.8		
6156017	ONL SD 10M		6/5/06	9:59	06/20/06	11:34	9.5		
6156023	ONL SD 16M	A	6/5/06	10:35	06/20/06	11:37	5.1		
6163003	ONL SD Field Trip Blank		6/12/06	9:20	06/20/06	12:30	0.5	*U*	
6163004	ONL SD 0M	A	6/12/06	9:20	06/20/06	12:33	20.1		
6163005	ONL SD 0M	B	6/12/06	9:20	06/20/06	12:36	15.5		
6163006	ONL SD 0M	C	6/12/06	9:20	06/20/06	12:39	18.0		
6163008	ONL SD 2M		6/12/06	9:30	06/20/06	12:41	22.1		
6163013	ONL SD 4M		6/12/06	9:41	06/20/06	12:44	14.7		

Table B-1. Summary of chlorophyll *a* analytical results

UFI Lab ID	Client ID	Triplicate	Sampling Date	Sampling Time	Analysis Date	Analysis Time	Chlorophyll (µg/L)	Data Validation Qualifier	Data Validation Comment
6163015	ONL SD 6M		6/12/06	9:50	06/20/06	12:47	11.6		
6163017	ONL SD 8M		6/12/06	10:00	06/20/06	12:50	7.0		
6163019	ONL SD 10M		6/12/06	10:09	06/20/06	12:53	4.3		
6163025	ONL SD 16M	A	6/12/06	10:40	06/20/06	12:56	1.1		
6170001	ONL SD Field Trip Blank		6/19/06	7:15	07/06/06	13:50	0.5	*U*	
6170002	ONL SD 0M	A	6/19/06	9:15	07/06/06	13:54	16.2		
6170003	ONL SD 0M	B	6/19/06	9:15	07/06/06	13:46	18.3		
6170004	ONL SD 0M	C	6/19/06	9:15	07/06/06	13:22	15.1		
6170006	ONL SD 2M		6/19/06	9:24	07/06/06	13:58	22.5		
6170011	ONL SD 4M		6/19/06	9:41	07/06/06	13:07	25.0		
6170013	ONL SD 6M		6/19/06	9:50	07/06/06	13:11	19.2		
6170015	ONL SD 8M		6/19/06	9:59	07/06/06	13:18	8.7		
6170017	ONL SD 10M		6/19/06	10:13	07/06/06	12:59	7.3		
6170023	ONL SD 16M	A	6/19/06	11:00	07/06/06	13:26	1.2		
6177001	ONL SD Field Trip Blank		6/26/06	7:30	07/18/06	13:41	0.5	*UJ*	Sample analyzed between 22-42 days after sample collection
6177002	ONL SD 0M	A	6/26/06	10:00	07/18/06	13:14	12.2	*J*	Sample analyzed between 22-42 days after sample collection
6177003	ONL SD 0M	B	6/26/06	10:00	07/18/06	13:25	11.8	*J*	Sample analyzed between 22-42 days after sample collection
6177004	ONL SD 0M	C	6/26/06	10:00	07/18/06	13:38	11.9	*J*	Sample analyzed between 22-42 days after sample collection
6177006	ONL SD 2M		6/26/06	10:15	07/18/06	13:27	12.3	*J*	Sample analyzed between 22-42 days after sample collection
6177011	ONL SD 4M		6/26/06	10:35	07/18/06	13:46	12.3	*J*	Sample analyzed between 22-42 days after sample collection

Table B-1. Summary of chlorophyll *a* analytical results

UFI Lab ID	Client ID	Triplicate	Sampling Date	Sampling Time	Analysis Date	Analysis Time	Chlorophyll (µg/L)	Data Validation Qualifier	Data Validation Comment
6177013	ONL SD 6M		6/26/06	10:48	07/18/06	13:22	4.2	*J*	Sample analyzed between 22-42 days after sample collection
6177015	ONL SD 8M		6/26/06	10:56	07/18/06	13:06	2.0	*J*	Sample analyzed between 22-42 days after sample collection
6177017	ONL SD 10M		6/26/06	11:10	07/18/06	13:36	0.9	*J*	Sample analyzed between 22-42 days after sample collection
6177023	ONL SD 16M	A	6/26/06	12:02	07/18/06	13:44	0.5	*J*	Sample analyzed between 22-42 days after sample collection; laboratory duplicate precision criterion exceeded.
6185001	ONL SD Field Trip Blank		7/4/06	7:15	07/25/06	14:02	0.5	*U*	
6185002	ONL SD 0M	A	7/4/06	10:00	07/28/06	13:55	8.7	*J*	Sample analyzed between 22-42 days after sample collection
6185003	ONL SD 0M	B	7/4/06	10:00	07/28/06	14:11	9.9	*J*	Sample analyzed between 22-42 days after sample collection
6185004	ONL SD 0M	C	7/4/06	10:00	07/28/06	14:18	9.0	*J*	Sample analyzed between 22-42 days after sample collection
6185006	ONL SD 2M		7/4/06	10:12	07/28/06	14:13	10.1	*J*	Sample analyzed between 22-42 days after sample collection
6185011	ONL SD 4M		7/4/06	10:36	07/28/06	14:17	4.5	*J*	Sample analyzed between 22-42 days after sample collection
6185013	ONL SD 6M		7/4/06	10:40	07/28/06	14:15	2.8	*J*	Sample analyzed between 22-42 days after sample collection

Table B-1. Summary of chlorophyll *a* analytical results

UFI Lab ID	Client ID	Triplicate	Sampling Date	Sampling Time	Analysis Date	Analysis Time	Chlorophyll (µg/L)	Data Validation Qualifier	Data Validation Comment
6185015	ONL SD 8M		7/4/06	10:50	07/28/06	14:09	1.2	*J*	Sample analyzed between 22-42 days after sample collection
6185017	ONL SD 10M		7/4/06	11:05	07/28/06	14:20	1.3	*J*	Sample analyzed between 22-42 days after sample collection
6185023	ONL SD 16M	A	7/4/06	11:55	07/28/06	14:22	0.5	*J*	Sample analyzed between 22-42 days after sample collection
6191023	ONL SD Field Trip Blank		7/10/06	7:30	07/28/06	11:19	0.2	*J*	Result less than method reporting limit.
6191024	ONL SD 0M	A	7/10/06	9:30	07/28/06	11:22	9.7		
6191025	ONL SD 0M	B	7/10/06	9:30	07/28/06	11:24	8.2		
6191026	ONL SD 0M	C	7/10/06	9:30	07/28/06	11:26	7.9		
6191028	ONL SD 2M		7/10/06	9:43	07/28/06	11:29	8.9		
6191033	ONL SD 4M		7/10/06	10:00	07/28/06	11:31	8.9		
6191035	ONL SD 6M		7/10/06	10:13	07/28/06	11:33	6.3		
6191037	ONL SD 8M		7/10/06	10:34	07/28/06	11:36	3.0		
6191039	ONL SD 10M		7/10/06	10:48	07/28/06	11:38	0.8		
6191045	ONL SD 16M	A	7/10/06	11:42	07/28/06	11:40	0.5	*J+*	Result within a factor of five of associated blank and may be biased high.
6198003	ONL SD Field Trip Blank		7/17/06	6:40	08/02/06	13:42	0.5		
6198004	ONL SD 0M	A	7/17/06	9:15	08/02/06	13:45	18.9		
6198005	ONL SD 0M	B	7/17/06	9:16	08/02/06	13:39	21.4		
6198006	ONL SD 0M	C	7/17/06	9:17	08/02/06	13:36	22.8		
6198008	ONL SD 2M		7/17/06	9:36	08/02/06	13:54	22.0		
6198013	ONL SD 4M		7/17/06	9:54	08/02/06	14:00	21.7		
6198015	ONL SD 6M		7/17/06	10:05	08/02/06	13:48	11.1		
6198017	ONL SD 8M		7/17/06	10:19	08/02/06	13:51	4.1		
6198019	ONL SD 10M		7/17/06	10:39	08/02/06	13:33	1.9		

Table B-1. Summary of chlorophyll *a* analytical results

UFI Lab ID	Client ID	Triplicate	Sampling Date	Sampling Time	Analysis Date	Analysis Time	Chlorophyll (µg/L)	Data Validation Qualifier	Data Validation Comment
6198025	ONL SD 16M	A	7/17/06	11:19	08/02/06	13:57	0.7	*J+*	Result within a factor of five of associated blank and may be biased high.
6205005	ONL SD Field Trip Blank		7/24/06	7:10	08/11/06	12:28	0.5	*U*	
6205006	ONL SD 0M	A	7/24/06	9:10	08/11/06	12:26	8.1		
6205007	ONL SD 0M	B	7/24/06	9:10	08/11/06	12:20	8.1		
6205008	ONL SD 0M	C	7/24/06	9:10	08/11/06	12:18	7.6		
6205010	ONL SD 2M		7/24/06	9:38	08/11/06	12:22	10.6		
6205015	ONL SD 4M		7/24/06	9:55	08/11/06	12:14	11.1		
6205017	ONL SD 6M		7/24/06	10:05	08/11/06	12:24	4.4		
6205019	ONL SD 8M		7/24/06	10:23	08/11/06	12:16	2.2		
6205021	ONL SD 10M		7/24/06	10:45	08/11/06	12:32	1.8		
6205027	ONL SD 16M	A	7/24/06	11:47	08/11/06	12:30	0.6	*J*	Laboratory duplicate precision criterion exceeded.
6212001	ONL SD Field Trip Blank		7/31/06	7:15	08/16/06	14:24	0.5	*U*	
6212002	ONL SD 0M	A	7/31/06	9:00	08/16/06	14:10	16.0		
6212003	ONL SD 0M	B	7/31/06	9:05	08/16/06	14:13	15.9		
6212004	ONL SD 0M	C	7/31/06	9:10	08/16/06	14:05	14.9		
6212006	ONL SD 2M		7/31/06	9:17	08/16/06	14:41	13.1		
6212011	ONL SD 4M		7/31/06	9:28	08/16/06	14:19	10.5		
6212013	ONL SD 6M		7/31/06	9:35	08/16/06	14:07	4.4		
6212015	ONL SD 8M		7/31/06	9:50	08/16/06	14:27	2.4		
6212017	ONL SD 10M		7/31/06	12:20	08/16/06	14:16	1.7		
6212023	ONL SD 16M	A	7/31/06	11:22	08/16/06	14:22	0.8		
6219009	ONL SD Field Trip Blank		8/7/06	7:10	08/24/06	13:22	0.5	*U*	
6219010	ONL SD 0M	A	8/7/06	9:30	08/24/06	13:27	11.5		
6219011	ONL SD 0M	B	8/7/06	9:35	08/24/06	13:31	12.3		
6219012	ONL SD 0M	C	8/7/06	9:40	08/24/06	13:36	11.0		
6219014	ONL SD 2M		8/7/06	11:07	08/24/06	13:40	11.9		
6219019	ONL SD 4M		8/7/06	11:30	08/24/06	13:45	8.5		
6219021	ONL SD 6M		8/7/06	11:38	08/24/06	13:54	5.9		
6219023	ONL SD 8M		8/7/06	11:52	08/24/06	13:58	6.4		

Table B-1. Summary of chlorophyll *a* analytical results

UFI Lab ID	Client ID	Triplicate	Sampling Date	Sampling Time	Analysis Date	Analysis Time	Chlorophyll (µg/L)	Data Validation Qualifier	Data Validation Comment
6219025	ONL SD 10M		8/7/06	12:09	08/24/06	14:03	3.6		
6219031	ONL SD 16M	A	8/7/06	13:03	08/24/06	14:07	2.3		
6226007	ONL SD Field Trip Blank		8/14/06	7:15	08/24/06	14:39	0.5	*U*	
6226008	ONL SD 0M	A	8/14/06	9:15	08/24/06	14:43	10.4		
6226009	ONL SD 0M	B	8/14/06	9:15	08/24/06	14:48	10.7		
6226010	ONL SD 0M	C	8/14/06	9:15	08/24/06	14:52	10.8		
6226012	ONL SD 2M		8/14/06	9:25	08/24/06	14:57	10.9		
6226017	ONL SD 4M		8/14/06	9:50	08/24/06	15:01	10.7		
6226019	ONL SD 6M		8/14/06	10:10	08/24/06	15:06	5.9		
6226021	ONL SD 8M		8/14/06	10:30	08/24/06	15:10	2.9		
6226023	ONL SD 10M		8/14/06	10:50	08/24/06	15:15	1.5		
6226029	ONL SD 16M	A	8/14/06	12:15	08/24/06	15:19	0.5		
6233002	ONL SD Field Trip Blank		8/21/06	7:20	08/24/06	15:28	0.5	*U*	
6233003	ONL SD 0M	A	8/21/06	8:40	08/24/06	15:33	15.2		
6233004	ONL SD 0M	B	8/21/06	8:40	08/24/06	15:37	15.5		
6233005	ONL SD 0M	C	8/21/06	8:40	08/24/06	15:42	15.8		
6233007	ONL SD 2M		8/21/06	8:50	08/24/06	15:46	15.4		
6233012	ONL SD 4M		8/21/06	9:10	08/24/06	15:51	14.4		
6233014	ONL SD 6M		8/21/06	9:20	08/24/06	15:55	12.9		
6233016	ONL SD 8M		8/21/06	9:31	08/24/06	16:00	9.4		
6233018	ONL SD 10M		8/21/06	9:55	08/24/06	16:04	5.3		
6233024	ONL SD 16M	A	8/21/06	10:40	08/24/06	16:09	0.4	*J*	Result less than method reporting limit.
6241035	ONL SD Field Trip Blank		8/29/06	7:00	09/06/06	13:26	0.5	*U*	
6241036	ONL SD 0M	A	8/29/06	9:15	09/06/06	13:28	21.2		
6241037	ONL SD 0M	B	8/29/06	9:15	09/06/06	13:30	21.9		
6241038	ONL SD 0M	C	8/29/06	9:15	09/06/06	13:33	17.9		
6241040	ONL SD 2M		8/29/06	9:26	09/06/06	13:35	13.9		
6241045	ONL SD 4M		8/29/06	9:35	09/06/06	13:37	13.9		
6241047	ONL SD 6M		8/29/06	9:45	09/06/06	13:39	13.0		
6241049	ONL SD 8M		8/29/06	9:56	09/06/06	13:41	4.7		
6241051	ONL SD 10M		8/29/06	10:07	09/06/06	13:46	5.4		

Table B-1. Summary of chlorophyll *a* analytical results

UFI Lab ID	Client ID	Triplicate	Sampling Date	Sampling Time	Analysis Date	Analysis Time	Chlorophyll (µg/L)	Data Validation Qualifier	Data Validation Comment
6241057	ONL SD 16M	A	8/29/06	10:36	09/06/06	13:48	0.3	*J+*	Result less than method reporting limit; result within a factor of five of associated blank and may be biased high.
6248012	ONL SD Field Trip Blank		9/5/06	7:15	09/21/06	11:11	0.5	*U*	
6248013	ONL SD 0M	A	9/5/06	9:00	09/21/06	11:14	8.7	*J*	Field triplicate criterion exceeded.
6248014	ONL SD 0M	B	9/5/06	9:00	09/21/06	11:18	8.2	*J*	Field triplicate criterion exceeded.
6248015	ONL SD 0M	C	9/5/06	9:00	09/21/06	11:22	4.6	*J*	Field triplicate criterion exceeded.
6248017	ONL SD 2M		9/5/06	9:25	09/21/06	11:25	10.1		
6248022	ONL SD 4M		9/5/06	9:33	09/21/06	11:29	10.1		
6248024	ONL SD 6M		9/5/06	9:41	09/21/06	11:33	10.2		
6248026	ONL SD 8M		9/5/06	9:48	09/21/06	11:36	9.0		
6248028	ONL SD 10M		9/5/06	10:00	09/21/06	11:40	3.9		
6248034	ONL SD 16M	A	9/5/06	10:50	09/21/06	11:44	0.4	*J*	Result less than method reporting limit.
6254002	ONL SD Field Trip Blank		9/11/06	7:10	09/21/06	11:47	0.5	*U*	
6254003	ONL SD 0M	A	9/11/06	8:50	09/21/06	11:51	20.0		
6254004	ONL SD 0M	B	9/11/06	8:50	09/21/06	11:55	22.7		
6254005	ONL SD 0M	C	9/11/06	8:50	09/21/06	11:58	19.6		
6254007	ONL SD 2M		9/11/06	9:00	09/21/06	12:02	20.0		
6254012	ONL SD 4M		9/11/06	9:16	09/21/06	12:06	11.9		
6254014	ONL SD 6M		9/11/06	9:24	09/21/06	12:09	11.5		
6254016	ONL SD 8M		9/11/06	9:43	09/21/06	12:13	6.5		
6254018	ONL SD 10M		9/11/06	9:53	09/21/06	12:17	5.9		
6254024	ONL SD 16M	A	9/11/06	10:32	09/21/06	12:20	0.6		
6261001	ONL SD Field Trip Blank		9/18/06	7:10	09/21/06	12:24	0.5	*U*	
6261002	ONL SD 0M	A	9/18/06	11:10	09/21/06	12:28	11.3		
6261003	ONL SD 0M	B	9/18/06	11:12	09/21/06	12:31	11.0		
6261004	ONL SD 0M	C	9/18/06	11:20	09/21/06	12:35	11.0		

Table B-1. Summary of chlorophyll *a* analytical results

UFI Lab ID	Client ID	Triplicate	Sampling Date	Sampling Time	Analysis Date	Analysis Time	Chlorophyll (µg/L)	Data Validation Qualifier	Data Validation Comment
6261006	ONL SD 2M		9/18/06	11:24	09/21/06	12:39	7.9		
6261010	ONL SD 4M		9/18/06	11:33	09/21/06	12:42	6.5		
6261012	ONL SD 6M		9/18/06	11:47	09/21/06	12:46	5.0		
6261014	ONL SD 8M		9/18/06	11:58	09/21/06	12:50	2.5		
6261016	ONL SD 10M		9/18/06	12:12	09/21/06	12:53	2.3		
6261022	ONL SD 16M	A	9/18/06	13:35	09/21/06	12:57	0.9		
6268004	ONL SD Field Trip Blank		9/25/06	7:15	10/18/06	10:31	0.5	*UJ*	Sample analyzed between 22-42 days after sample collection; poor duplicate precision noted in this analytical sequence.
6268005	ONL SD 0M	A	9/25/06	9:00	10/18/06	10:33	12.7	*J*	Sample analyzed between 22-42 days after sample collection; poor duplicate precision noted in this analytical sequence.
6268006	ONL SD 0M	B	9/25/06	9:00	10/18/06	10:35	13.2	*J*	Sample analyzed between 22-42 days after sample collection; poor duplicate precision noted in this analytical sequence.
6268007	ONL SD 0M	C	9/25/06	9:00	10/18/06	10:37	13.4	*J*	Sample analyzed between 22-42 days after sample collection; poor duplicate precision noted in this analytical sequence.
6268009	ONL SD 2M		9/25/06	9:17	10/18/06	10:39	13.2	*J*	Sample analyzed between 22-42 days after sample collection; poor duplicate precision noted in this analytical sequence.

Table B-1. Summary of chlorophyll *a* analytical results

UFI Lab ID	Client ID	Triplicate	Sampling Date	Sampling Time	Analysis Date	Analysis Time	Chlorophyll (µg/L)	Data Validation Qualifier	Data Validation Comment
6268014	ONL SD 4M		9/25/06	9:35	10/18/06	10:41	8.5	*J*	Sample analyzed between 22-42 days after sample collection; poor duplicate precision noted in this analytical sequence.
6268016	ONL SD 6M		9/25/06	9:45	10/18/06	10:43	13.1	*J*	Sample analyzed between 22-42 days after sample collection; poor duplicate precision noted in this analytical sequence.
6268018	ONL SD 8M		9/25/06	10:00	10/18/06	10:45	9.4	*J*	Sample analyzed between 22-42 days after sample collection; poor duplicate precision noted in this analytical sequence.
6268020	ONL SD 10M		9/25/06	10:10	10/18/06	10:47	3.2	*J*	Sample analyzed between 22-42 days after sample collection; poor duplicate precision noted in this analytical sequence.
6268026	ONL SD 16M	A	9/25/06	11:10	10/18/06	10:49	0.8	*J*	Sample analyzed between 22-42 days after sample collection; poor duplicate precision noted in this analytical sequence.
6275001	ONL SD Field Trip Blank		10/2/06	7:15	10/18/06	10:50	0.5	*UJ*	Poor duplicate precision noted in this analytical sequence.
6275002	ONL SD 0M	A	10/2/06	9:20	10/18/06	10:52	9.8	*J*	Poor duplicate precision noted in this analytical sequence.
6275003	ONL SD 0M	B	10/2/06	9:20	10/18/06	10:54	9.6	*J*	Poor duplicate precision noted in this analytical sequence.

Table B-1. Summary of chlorophyll *a* analytical results

UFI Lab ID	Client ID	Triplicate	Sampling Date	Sampling Time	Analysis Date	Analysis Time	Chlorophyll (µg/L)	Data Validation Qualifier	Data Validation Comment
6275004	ONL SD 0M	C	10/2/06	9:20	10/18/06	10:56	9.3	*J*	Poor duplicate precision noted in this analytical sequence.
6275006	ONL SD 2M		10/2/06	9:25	10/18/06	10:58	9.5	*J*	Poor duplicate precision noted in this analytical sequence.
6275011	ONL SD 4M		10/2/06	9:40	10/18/06	11:00	8.0	*J*	Poor duplicate precision noted in this analytical sequence.
6275013	ONL SD 6M		10/2/06	9:59	10/18/06	11:02	8.7	*J*	Poor duplicate precision noted in this analytical sequence.
6275015	ONL SD 8M		10/2/06	10:15	10/18/06	11:04	6.5	*J*	Poor duplicate precision noted in this analytical sequence.
6275017	ONL SD 10M		10/2/06	10:50	10/18/06	11:06	7.1	*J*	Poor duplicate precision noted in this analytical sequence.
6275023	ONL SD 16M	A	10/2/06	11:50	10/18/06	11:08	1.1	*J*	Poor duplicate precision noted in this analytical sequence.
6282003	ONL SD Field Trip Blank		10/9/06	7:15	10/18/06	11:10	0.5	*UJ*	Poor duplicate precision noted in this analytical sequence.
6282004	ONL SD 0M	A	10/9/06	9:13	10/18/06	11:11	21.1	*J*	Poor duplicate precision noted in this analytical sequence.
6282005	ONL SD 0M	B	10/9/06	9:13	10/18/06	11:13	18.0	*J*	Poor duplicate precision noted in this analytical sequence.
6282006	ONL SD 0M	C	10/9/06	9:13	10/18/06	11:15	18.7	*J*	Poor duplicate precision noted in this analytical sequence.
6282008	ONL SD 2M		10/9/06	9:26	10/18/06	11:17	16.2	*J*	Poor duplicate precision noted in this analytical sequence.
6282013	ONL SD 4M		10/9/06	9:42	10/18/06	11:19	13.8	*J*	Poor duplicate precision noted in this analytical sequence.
6282015	ONL SD 6M		10/9/06	9:56	10/18/06	11:21	13.0	*J*	Poor duplicate precision noted in this analytical sequence.
6282017	ONL SD 8M		10/9/06	10:03	10/18/06	11:23	8.7	*J*	Poor duplicate precision noted in this analytical sequence.
6282019	ONL SD 10M		10/9/06	10:08	10/18/06	11:25	4.9	*J*	Poor duplicate precision noted in this analytical sequence.

Table B-1. Summary of chlorophyll *a* analytical results

UFI Lab ID	Client ID	Triplicate	Sampling Date	Sampling Time	Analysis Date	Analysis Time	Chlorophyll (µg/L)	Data Validation Qualifier	Data Validation Comment
6282025	ONL SD 16M	A	10/9/06	11:50	10/18/06	11:27	0.6	*J*	Poor duplicate precision noted in this analytical sequence.
6289001	ONL SD Field Trip Blank		10/16/06	7:15	10/18/06	11:29	0.5	*UJ*	Poor duplicate precision noted in this analytical sequence.
6289002	ONL SD 0M	A	10/16/06	9:28	10/18/06	11:30	7.9	*J*	Poor duplicate precision noted in this analytical sequence.
6289003	ONL SD 0M	B	10/16/06	9:28	10/18/06	11:32	7.9	*J*	Poor duplicate precision noted in this analytical sequence.
6289004	ONL SD 0M	C	10/16/06	9:28	10/18/06	11:34	7.7	*J*	Poor duplicate precision noted in this analytical sequence.
6289006	ONL SD 2M		10/16/06	9:40	10/18/06	11:36	7.1	*J*	Poor duplicate precision noted in this analytical sequence.
6289011	ONL SD 4M		10/16/06	9:59	10/18/06	11:38	8.0	*J*	Poor duplicate precision noted in this analytical sequence.
6289013	ONL SD 6M		10/16/06	10:09	10/18/06	11:40	7.7	*J*	Poor duplicate precision noted in this analytical sequence.
6289015	ONL SD 8M		10/16/06	10:24	10/18/06	11:42	7.2	*J*	Poor duplicate precision noted in this analytical sequence.
6289017	ONL SD 10M		10/16/06	10:35	10/18/06	11:44	6.4	*J*	Poor duplicate precision noted in this analytical sequence.
6289023	ONL SD 16M	A	10/16/06	11:10	10/18/06	11:46	3.0	*J*	Poor duplicate precision noted in this analytical sequence.
6296001	ONL SD Field Trip Blank		10/23/06	7:15	10/27/06	12:15	0.5	*U*	
6296002	ONL SD 0M	A	10/23/06	9:30	10/27/06	12:18	3.0		
6296003	ONL SD 0M	B	10/23/06	9:30	10/27/06	12:22	3.2		
6296004	ONL SD 0M	C	10/23/06	9:30	10/27/06	12:25	2.8		
6296006	ONL SD 2M		10/23/06	9:38	10/27/06	12:28	3.2		
6296011	ONL SD 4M		10/23/06	9:56	10/27/06	12:31	3.4		
6296013	ONL SD 6M		10/23/06	10:03	10/27/06	12:35	3.3		
6296015	ONL SD 8M		10/23/06	10:12	10/27/06	12:38	3.3		
6296017	ONL SD 10M		10/23/06	10:20	10/27/06	12:41	3.2		
6296023	ONL SD 16M	A	10/23/06	10:54	10/27/06	12:44	0.9		

Table B-1. Summary of chlorophyll *a* analytical results

UFI Lab ID	Client ID	Triplicate	Sampling Date	Sampling Time	Analysis Date	Analysis Time	Chlorophyll (µg/L)	Data Validation Qualifier	Data Validation Comment
6305001	ONL SD Field Trip Blank		11/1/06	7:15	11/22/06	8:48	0.5	*UJ*	Poor duplicate precision noted in this analytical sequence.
6305002	ONL SD 0M	A	11/1/06	9:00	11/22/06	8:51	2.1	*J*	Poor duplicate precision noted in this analytical sequence.
6305003	ONL SD 0M	B	11/1/06	9:00	11/22/06	8:54	2.1	*J*	Poor duplicate precision noted in this analytical sequence.
6305004	ONL SD 0M	C	11/1/06	9:00	11/22/06	8:58	2.0	*J*	Poor duplicate precision noted in this analytical sequence.
6305006	ONL SD 2M		11/1/06	9:10	11/22/06	9:01	2.1	*J*	Poor duplicate precision noted in this analytical sequence.
6305010	ONL SD 4M		11/1/06	9:25	11/22/06	9:04	1.9	*J*	Poor duplicate precision noted in this analytical sequence.
6305011	ONL SD 8M		11/1/06	9:45	11/22/06	9:08	2.0	*J*	Poor duplicate precision noted in this analytical sequence.
6305013	ONL SD 16M	A	11/1/06	10:35	11/22/06	9:11	2.0	*J*	Poor duplicate precision noted in this analytical sequence.
6318125	ONL SD Field Trip Blank		11/14/06	7:15	11/22/06	9:14	0.5	*UJ*	Poor duplicate precision noted in this analytical sequence.
6318126	ONL SD 0M	A	11/14/06	9:50	11/22/06	9:17	9.6	*J*	Poor duplicate precision noted in this analytical sequence.
6318127	ONL SD 0M	B	11/14/06	9:55	11/22/06	9:21	9.0	*J*	Poor duplicate precision noted in this analytical sequence.
6318128	ONL SD 0M	C	11/14/06	10:00	11/22/06	9:24	8.9	*J*	Poor duplicate precision noted in this analytical sequence.
6318129	ONL SD 2M		11/14/06	10:10	11/22/06	9:27	7.6	*J*	Poor duplicate precision noted in this analytical sequence.
6318133	ONL SD 4M		11/14/06	10:14	11/22/06	9:31	7.6	*J*	Poor duplicate precision noted in this analytical sequence.
6318134	ONL SD 8M		11/14/06	10:20	11/22/06	9:34	6.6	*J*	Poor duplicate precision noted in this analytical sequence.
6318136	ONL SD 16M	A	11/14/06	10:40	11/22/06	9:37	0.9	*J*	Poor duplicate precision noted in this analytical sequence.

Table B-1. Summary of chlorophyll *a* analytical results

UFI Lab ID	Client ID	Triplicate	Sampling Date	Sampling Time	Analysis Date	Analysis Time	Chlorophyll (µg/L)	Data Validation Qualifier	Data Validation Comment
6331001	ONL SD Field Trip Blank		11/27/06	7:15	12/05/06	10:12	0.5	*UJ*	
6331002	ONL SD 0M	A	11/27/06	8:30	12/05/06	10:13	3.8		
6331003	ONL SD 0M	B	11/27/06	8:30	12/05/06	10:15	3.8		
6331004	ONL SD 0M	C	11/27/06	8:30	12/05/06	10:17	3.8		
6331006	ONL SD 2M		11/27/06	8:40	12/05/06	10:18	3.4		
6331010	ONL SD 4M		11/27/06	9:05	12/05/06	10:20	3.7		
6331011	ONL SD 8M		11/27/06	9:20	12/05/06	10:22	4.4		
6331013	ONL SD 16M	A	11/27/06	9:45	12/05/06	10:24	0.6		

Note: *J* - estimated
J+ - result is an estimated value and may be biased high because of contamination noted in the associated method blank(s).
U - undetected at given detection limit

Table B-2. Summary of nitrite+nitrate analytical results

UFI Lab ID	Client ID	Triplicate	Sampling Date	Sampling Time	Analysis Date	Analysis Time	Nitrate+ nitrite (µg/L)	Data Validation Qualifier	Data Validation Comment
6087005	ONL SD Field Trip Blank		3/28/06	7:00	03/28/06	11:58	16	*U*	
6087006	ONL SD 0M	A	3/28/06	9:13	03/28/06	17:08	2,250		
6087007	ONL SD 0M	B	3/28/06	9:22	03/28/06	17:13	2,255		
6087008	ONL SD 0M	C	3/28/06	9:30	03/28/06	17:18	2,177		
6087009	ONL SD 2M		3/28/06	9:35	03/28/06	17:23	2,186		
6087014	ONL SD 4M		3/28/06	9:55	03/28/06	17:28	2,380		
6087016	ONL SD 6M		3/28/06	10:03	03/28/06	17:38	2,253		
6087018	ONL SD 8M		3/28/06	10:10	03/28/06	17:43	2,527		
6087020	ONL SD 10M		3/28/06	10:26	03/28/06	17:48	2,483		
6087022	ONL SD 12M		3/28/06	10:33	03/28/06	17:53	2,123		
6087024	ONL SD 14M		3/28/06	10:45	03/28/06	17:58	2,264		
6087026	ONL SD 16M	A	3/28/06	10:49	03/28/06	18:29	2,364		
6087027	ONL SD 16M	B	3/28/06	10:50	03/28/06	18:34	2,325		
6087028	ONL SD 16M	C	3/28/06	10:54	03/28/06	18:39	2,264		
6087030	ONL SD 18M		3/28/06	11:03	03/28/06	18:44	2,207		
6093001	ONL SD Field Trip Blank		4/3/06	7:10	04/04/06	11:09	7	*J+*	Result less than method reporting limit; reference standard recovered low; result within a factor of five of associated blank and may be biased high.
6093002	ONL SD 0M	A	4/3/06	10:10	04/04/06	12:25	2,361	*J*	Reference standard recovered low.
6093003	ONL SD 0M	B	4/3/06	10:15	04/04/06	12:29	2,326	*J*	Reference standard recovered low.
6093004	ONL SD 0M	C	4/3/06	10:20	04/04/06	12:33	2,295	*J*	Reference standard recovered low.
6093006	ONL SD 2M		4/3/06	10:30	04/04/06	12:36	2,310	*J*	Reference standard recovered low.
6093010	ONL SD 4M		4/3/06	10:50	04/04/06	12:40	2,289	*J*	Reference standard recovered low.

Table B-2. Summary of nitrite+nitrate analytical results

UFI Lab ID	Client ID	Triplicate	Sampling Date	Sampling Time	Analysis Date	Analysis Time	Nitrate+ nitrite (µg/L)	Data Validation Qualifier	Data Validation Comment
6093012	ONL SD 6M		4/3/06	11:00	04/04/06	13:02	2,270	*J*	Reference standard recovered low.
6093014	ONL SD 8M		4/3/06	11:15	04/04/06	13:05	2,246	*J*	Reference standard recovered low.
6093016	ONL SD 10M		4/3/06	11:25	04/04/06	13:09	2,220	*J*	Reference standard recovered low.
6093018	ONL SD 12M		4/3/06	11:35	04/04/06	13:12	2,168	*J*	Reference standard recovered low.
6093020	ONL SD 14M		4/3/06	11:40	04/04/06	13:16	2,148	*J*	Reference standard recovered low.
6093022	ONL SD 16M	A	4/3/06	11:50	04/04/06	13:23	2,187	*J*	Reference standard recovered low.
6093023	ONL SD 16M	B	4/3/06	11:55	04/04/06	13:27	2,158	*J*	Reference standard recovered low.
6093024	ONL SD 16M	C	4/3/06	11:59	04/04/06	13:31	2,206	*J*	Reference standard recovered low.
6093026	ONL SD 18M		4/3/06	12:08	04/04/06	13:34	2,097	*J*	Reference standard recovered low.
6100001	ONL SD Field Trip Blank		4/10/06	7:15	04/12/06	16:53	16	*UJ*	Sample analyzed between 49-96 hours after sample collection.
6100002	ONL SD 0M	A	4/10/06	9:00	04/12/06	17:44	2,132	*J*	Sample analyzed between 49-96 hours after sample collection.
6100003	ONL SD 0M	B	4/10/06	9:05	04/12/06	17:46	2,108	*J*	Sample analyzed between 49-96 hours after sample collection.
6100004	ONL SD 0M	C	4/10/06	9:10	04/12/06	17:48	2,114	*J*	Sample analyzed between 49-96 hours after sample collection.

Table B-2. Summary of nitrite+nitrate analytical results

UFI Lab ID	Client ID	Triplicate	Sampling Date	Sampling Time	Analysis Date	Analysis Time	Nitrate+ nitrite (µg/L)	Data Validation Qualifier	Data Validation Comment
6100006	ONL SD 2M		4/10/06	9:30	04/12/06	17:51	2,090	*J*	Sample analyzed between 49-96 hours after sample collection.
6100010	ONL SD 4M		4/10/06	9:44	04/12/06	17:53	2,116	*J*	Sample analyzed between 49-96 hours after sample collection.
6100012	ONL SD 6M		4/10/06	9:53	04/12/06	18:26	2,276	*J*	Sample analyzed between 49-96 hours after sample collection.
6100014	ONL SD 8M		4/10/06	10:02	04/12/06	18:28	2,211	*J*	Sample analyzed between 49-96 hours after sample collection.
6100016	ONL SD 10M		4/10/06	10:10	04/12/06	18:30	2,225	*J*	Sample analyzed between 49-96 hours after sample collection.
6100018	ONL SD 12M		4/10/06	10:20	04/12/06	18:33	2,328	*J*	Sample analyzed between 49-96 hours after sample collection.
6100020	ONL SD 14M		4/10/06	10:25	04/12/06	18:35	2,265	*J*	Sample analyzed between 49-96 hours after sample collection.
6100022	ONL SD 16M	A	4/10/06	10:35	04/12/06	18:14	2,169	*J*	Sample analyzed between 49-96 hours after sample collection.
6100023	ONL SD 16M	B	4/10/06	10:40	04/12/06	18:16	2,214	*J*	Sample analyzed between 49-96 hours after sample collection.
6100024	ONL SD 16M	C	4/10/06	10:45	04/12/06	18:19	2,168	*J*	Sample analyzed between 49-96 hours after sample collection.

Table B-2. Summary of nitrite+nitrate analytical results

UFI Lab ID	Client ID	Triplicate	Sampling Date	Sampling Time	Analysis Date	Analysis Time	Nitrate+ nitrite (µg/L)	Data Validation Qualifier	Data Validation Comment
6100026	ONL SD 18M		4/10/06	10:50	04/12/06	18:21	2,109	*J*	Sample analyzed between 49-96 hours after sample collection.
6107001	ONL SD Field Trip Blank		4/17/06	7:10	04/19/06	9:37	16	*UJ*	Sample analyzed between 49-96 hours after sample collection.
6107002	ONL SD 0M	A	4/17/06	9:20	04/19/06	9:38	2,303	*J*	Sample analyzed between 49-96 hours after sample collection.
6107003	ONL SD 0M	B	4/17/06	9:20	04/19/06	9:39	2,283	*J*	Sample analyzed between 49-96 hours after sample collection.
6107004	ONL SD 0M	C	4/17/06	9:20	04/19/06	9:41	2,320	*J*	Sample analyzed between 49-96 hours after sample collection.
6107006	ONL SD 2M		4/17/06	9:55	04/19/06	9:42	2,213		
6107010	ONL SD 4M		4/17/06	9:58	04/19/06	9:44	2,069		
6107012	ONL SD 6M		4/17/06	10:14	04/19/06	9:45	2,048		
6107014	ONL SD 8M		4/17/06	10:20	04/19/06	9:46	2,012		
6107016	ONL SD 10M		4/17/06	10:35	04/19/06	9:48	1,967		
6107018	ONL SD 12M		4/17/06	10:45	04/19/06	9:49	2,018		
6107020	ONL SD 14M		4/17/06	10:52	04/19/06	10:00	2,141		
6107022	ONL SD 16M	A	4/17/06	11:01	04/19/06	10:02	2,102		
6107023	ONL SD 16M	B	4/17/06	11:01	04/19/06	10:03	2,065		
6107024	ONL SD 16M	C	4/17/06	11:01	04/19/06	10:04	2,039		
6107026	ONL SD 18M		4/17/06	11:14	04/19/06	10:05	2,039		
6114001	ONL SD Field Trip Blank		4/24/06	7:15	04/24/06	16:33	15	*J*	Result less than method reporting limit.
6114002	ONL SD 0M	A	4/24/06	8:56	04/24/06	16:34	2,252		
6114003	ONL SD 0M	B	4/24/06	8:56	04/24/06	16:35	2,237		
6114004	ONL SD 0M	C	4/24/06	8:56	04/24/06	16:36	2,191		
6114006	ONL SD 2M		4/24/06	9:07	04/24/06	16:37	2,238		

Table B-2. Summary of nitrite+nitrate analytical results

UFI Lab ID	Client ID	Triplicate	Sampling Date	Sampling Time	Analysis Date	Analysis Time	Nitrate+ nitrite (µg/L)	Data Validation Qualifier	Data Validation Comment
6114010	ONL SD 4M		4/24/06	9:21	04/24/06	16:40	2,189		
6114012	ONL SD 6M		4/24/06	9:30	04/24/06	16:41	2,155		
6114014	ONL SD 8M		4/24/06	9:38	04/24/06	16:42	2,138		
6114016	ONL SD 10M		4/24/06	9:45	04/24/06	16:43	2,193		
6114018	ONL SD 12M		4/24/06	9:54	04/24/06	16:44	2,083		
6114020	ONL SD 14M		4/24/06	10:04	04/24/06	16:57	2,109		
6144022	ONL SD 16M	A	4/24/06	10:14	04/24/06	16:58	2,058		
6114023	ONL SD 16M	B	4/24/06	10:14	04/24/06	17:00	2,083		
6114024	ONL SD 16M	C	4/24/06	10:14	04/24/06	17:01	2,088		
6114026	ONL SD 18M		4/24/06	10:27	04/24/06	17:02	2,054		
6121001	ONL SD Field Trip Blank		5/1/06	7:10	05/03/06	8:58	16	*UJ*	Sample analyzed between 49-96 hours after sample collection; associated CCV recovery low.
6121002	ONL SD 0M	A	5/1/06	8:50	05/03/06	9:00	2,322	*J*	Sample analyzed between 49-96 hours after sample collection; associated CCV recovery low.
6121003	ONL SD 0M	B	5/1/06	8:55	05/03/06	9:03	2,344	*J*	Sample analyzed between 49-96 hours after sample collection; associated CCV recovery low.
6121004	ONL SD 0M	C	5/1/06	9:00	05/03/06	9:06	2,267	*J*	Sample analyzed between 49-96 hours after sample collection; associated CCV recovery low.
6121006	ONL SD 2M		5/1/06	9:20	05/03/06	9:09	2,206	*J*	Associated CCV recovery low.
6121011	ONL SD 4M		5/1/06	9:34	05/03/06	9:15	2,262	*J*	Associated CCV recovery low.
6121013	ONL SD 6M		5/1/06	9:40	05/03/06	9:17	2,109	*J*	Associated CCV recovery low.
6121015	ONL SD 8M		5/1/06	9:49	05/03/06	9:20	2,132	*J*	Associated CCV recovery low.
6121017	ONL SD 10M		5/1/06	9:59	05/03/06	9:23	2,075	*J*	Associated CCV recovery low.
6121019	ONL SD 12M		5/1/06	10:10	05/03/06	9:26	2,072	*J*	Associated CCV recovery low.

Table B-2. Summary of nitrite+nitrate analytical results

UFI Lab ID	Client ID	Triplicate	Sampling Date	Sampling Time	Analysis Date	Analysis Time	Nitrate+ nitrite (µg/L)	Data Validation Qualifier	Data Validation Comment
6121021	ONL SD 14M		5/1/06	10:17	05/03/06	9:43	1,966	*J*	Associated CCV recovery low.
6121023	ONL SD 16M	A	5/1/06	10:25	05/03/06	9:45	1,970	*J*	Associated CCV recovery low.
6121024	ONL SD 16M	B	5/1/06	10:25	05/03/06	9:48	1,983	*J*	Associated CCV recovery low.
6121025	ONL SD 16M	C	5/1/06	10:25	05/03/06	9:51	1,973	*J*	Associated CCV recovery low.
6121027	ONL SD 18M		5/1/06	10:40	05/03/06	9:54	1,891	*J*	Associated CCV recovery low.
6128001	ONL SD Field Trip Blank		5/8/06	7:10	05/09/06	14:32	16	*U*	
6128002	ONL SD 0M	A	5/8/06	9:00	05/09/06	15:44	2,925		
6128003	ONL SD 0M	B	5/8/06	9:05	05/09/06	15:48	3,125		
6128004	ONL SD 0M	C	5/8/06	9:09	05/09/06	15:51	2,998		
6128006	ONL SD 2M		5/8/06	9:05	05/09/06	15:54	3,055		
6128011	ONL SD 4M		5/8/06	9:13	05/09/06	15:57	2,729		
6128013	ONL SD 6M		5/8/06	9:25	05/09/06	16:17	2,159		
6128015	ONL SD 8M		5/8/06	9:38	05/09/06	16:20	2,037		
6128017	ONL SD 10M		5/8/06	9:47	05/09/06	16:24	2,022		
6128018	ONL SD 11M		5/8/06	9:57	05/09/06	16:27	1,961		
6128021	ONL SD 14M		5/8/06	10:13	05/09/06	16:30	1,900		
6128023	ONL SD 16M	A	5/8/06	10:25	05/09/06	16:37	1,909		
6128024	ONL SD 16M	B	5/8/06	10:26	05/09/06	16:40	1,886		
6128025	ONL SD 16M	C	5/8/06	10:27	05/09/06	16:43	1,926		
6128027	ONL SD 18M		5/8/06	10:42	05/09/06	16:46	1,896		
6135001	ONL SD Field Trip Blank		5/15/06	7:10	05/15/06	14:35	28	*J+*	Result within a factor of five of associated blank and may be biased high.
6135002	ONL SD 0M	A	5/15/06	9:10	05/15/06	14:38	2,415		
6135003	ONL SD 0M	B	5/15/06	9:10	05/15/06	14:42	2,464		
6135004	ONL SD 0M	C	5/15/06	9:10	05/15/06	14:45	2,520		
6135006	ONL SD 2M		5/15/06	9:25	05/15/06	14:49	2,486		
6135011	ONL SD 4M		5/15/06	9:44	05/15/06	14:56	2,528		
6135013	ONL SD 6M		5/15/06	9:53	05/15/06	15:00	2,512		
6135015	ONL SD 8M		5/15/06	10:02	05/15/06	15:03	2,499		
6135017	ONL SD 10M		5/15/06	10:15	05/15/06	15:07	2,309		
6135019	ONL SD 12M		5/15/06	10:23	05/15/06	15:10	2,284		

Table B-2. Summary of nitrite+nitrate analytical results

UFI Lab ID	Client ID	Triplicate	Sampling Date	Sampling Time	Analysis Date	Analysis Time	Nitrate+ nitrite (µg/L)	Data Validation Qualifier	Data Validation Comment
6135021	ONL SD 14M		5/15/06	10:39	05/15/06	15:31	2,156		
6135023	ONL SD 16M	A	5/15/06	10:51	05/15/06	15:35	2,145		
6135024	ONL SD 16M	B	5/15/06	10:51	05/15/06	15:38	2,132		
6135025	ONL SD 16M	C	5/15/06	10:51	05/15/06	15:42	2,146		
6135027	ONL SD 18M		5/15/06	11:13	05/15/06	15:45	1,979		
6142001	ONL SD Field Trip Blank		5/22/06	7:00	05/22/06	15:37	5	*J*	Result less than method reporting limit.
6142002	ONL SD 0M	A	5/22/06	9:18	05/22/06	17:20	2,324		
6142003	ONL SD 0M	B	5/22/06	9:18	05/22/06	17:21	2,426		
6142004	ONL SD 0M	C	5/22/06	9:18	05/22/06	17:23	2,387		
6142006	ONL SD 2M		5/22/06	9:25	05/22/06	17:24	2,337		
6142011	ONL SD 4M		5/22/06	9:49	05/22/06	17:26	2,358		
6142013	ONL SD 6M		5/22/06	10:00	05/22/06	17:27	2,347		
6142015	ONL SD 8M		5/22/06	10:12	05/22/06	17:29	2,337		
6142017	ONL SD 10M		5/22/06	10:25	05/22/06	17:30	2,359		
6142019	ONL SD 12M		5/22/06	10:38	05/22/06	18:17	2,352		
6142021	ONL SD 14M		5/22/06	10:52	05/22/06	18:18	2,354		
6142023	ONL SD 16M	A	5/22/06	11:12	05/22/06	18:20	2,139		
6142024	ONL SD 16M	B	5/22/06	11:12	05/22/06	18:21	2,163		
6142025	ONL SD 16M	C	5/22/06	11:12	05/22/06	18:22	2,188		
6142027	ONL SD 18M		5/22/06	11:34	05/22/06	18:23	1,674		
6150001	ONL SD Field Trip Blank		5/30/06	7:30	05/30/06	15:45	16	*J+*	Result within a factor of five of associated blank and may be biased high.
6150002	ONL SD 0M	A	5/30/06	9:28	05/30/06	17:09	2,493		
6150003	ONL SD 0M	B	5/30/06	9:28	05/30/06	17:10	2,526		
6150004	ONL SD 0M	C	5/30/06	9:28	05/30/06	17:11	2,490		
6150006	ONL SD 2M		5/30/06	9:47	05/30/06	17:12	2,287		
6150011	ONL SD 4M		5/30/06	10:02	05/30/06	17:15	2,166		
6150013	ONL SD 6M		5/30/06	10:10	05/30/06	17:16	2,125		
6150015	ONL SD 8M		5/30/06	10:18	05/30/06	17:17	2,135		
6150017	ONL SD 10M		5/30/06	10:27	05/30/06	17:18	2,026		

Table B-2. Summary of nitrite+nitrate analytical results

UFI Lab ID	Client ID	Triplicate	Sampling Date	Sampling Time	Analysis Date	Analysis Time	Nitrate+ nitrite (µg/L)	Data Validation Qualifier	Data Validation Comment
6150019	ONL SD 12M		5/30/06	10:35	05/30/06	17:19	2,035		
6150021	ONL SD 14M		5/30/06	10:46	05/30/06	17:22	1,949		
6150023	ONL SD 16M	A	5/30/06	10:55	05/30/06	17:23	1,911		
6150024	ONL SD 16M	B	5/30/06	10:55	05/30/06	17:24	1,907		
6150025	ONL SD 16M	C	5/30/06	10:55	05/30/06	17:49	1,935		
6150027	ONL SD 18M		5/30/06	11:12	05/30/06	17:50	1,767		
6156001	ONL SD Field Trip Blank		6/5/06	7:30	06/05/06	15:45	9	*J+*	Result less than method reporting limit; result within a factor of five of associated blank and may be biased high.
6156002	ONL SD 0M	A	6/5/06	9:00	06/05/06	16:55	2,379		
6156003	ONL SD 0M	B	6/5/06	9:00	06/05/06	16:56	2,278		
6156004	ONL SD 0M	C	6/5/06	9:00	06/05/06	16:57	2,361		
6156006	ONL SD 2M		6/5/06	9:15	06/05/06	16:58	2,288		
6156011	ONL SD 4M		6/5/06	9:32	06/05/06	17:01	2,171		
6156013	ONL SD 6M		6/5/06	9:38	06/05/06	17:02	2,157		
6156015	ONL SD 8M		6/5/06	9:52	06/05/06	17:03	2,162		
6156017	ONL SD 10M		6/5/06	9:59	06/05/06	17:04	2,032		
6156019	ONL SD 12M		6/5/06	10:08	06/05/06	17:06	2,098		
6156021	ONL SD 14M		6/5/06	10:20	06/05/06	17:15	2,138		
6156023	ONL SD 16M	A	6/5/06	10:35	06/05/06	17:16	2,043		
6156024	ONL SD 16M	B	6/5/06	10:35	06/05/06	17:17	2,045		
6156025	ONL SD 16M	C	6/5/06	10:35	06/05/06	17:18	2,103		
6156027	ONL SD 18M		6/5/06	10:45	06/05/06	17:20	1,701		
6163003	ONL SD Field Trip Blank		6/12/06	9:20	06/13/06	15:14	13	*J+*	Result less than method reporting limit; result within a factor of five of associated blank and may be biased high.
6163004	ONL SD 0M	A	6/12/06	9:20	06/13/06	16:39	2,102		
6163005	ONL SD 0M	B	6/12/06	9:20	06/13/06	16:40	2,095		
6163006	ONL SD 0M	C	6/12/06	9:20	06/13/06	16:41	2,106		
6163008	ONL SD 2M		6/12/06	9:30	06/13/06	16:42	2,005		

Table B-2. Summary of nitrite+nitrate analytical results

UFI Lab ID	Client ID	Triplicate	Sampling Date	Sampling Time	Analysis Date	Analysis Time	Nitrate+ nitrite (µg/L)	Data Validation Qualifier	Data Validation Comment
6163013	ONL SD 4M		6/12/06	9:41	06/13/06	16:45	2,135		
6163015	ONL SD 6M		6/12/06	9:50	06/13/06	16:46	2,036		
6163017	ONL SD 8M		6/12/06	10:00	06/13/06	16:47	1,955		
6163019	ONL SD 10M		6/12/06	10:09	06/13/06	16:48	1,890		
6163021	ONL SD 12M		6/12/06	10:18	06/13/06	16:49	1,883		
6163023	ONL SD 14M		6/12/06	10:23	06/13/06	16:52	1,927		
6163024	ONL SD 15M		6/12/06	10:30	06/13/06	16:53	1,871		
6163025	ONL SD 16M	A	6/12/06	10:40	06/13/06	16:54	1,861		
6163026	ONL SD 16M	B	6/12/06	10:40	06/13/06	16:55	1,847		
6163028	ONL SD 17M		6/12/06	10:45	06/13/06	16:56	1,905		
6163029	ONL SD 18M		6/12/06	10:49	06/13/06	16:59	1,824		
6163030	ONL SD 19M		6/12/06	11:03	06/13/06	17:29	891		
6170001	ONL SD Field Trip Blank		6/19/06	7:15	06/19/06	15:06	36	*J+*	Result within a factor of five of associated blank and may be biased high.
6170002	ONL SD 0M	A	6/19/06	9:15	06/19/06	16:28	2,368		
6170003	ONL SD 0M	B	6/19/06	9:15	06/19/06	16:30	2,460		
6170004	ONL SD 0M	C	6/19/06	9:15	06/19/06	16:31	2,451		
6170006	ONL SD 2M		6/19/06	9:24	06/19/06	16:32	2,238		
6170011	ONL SD 4M		6/19/06	9:41	06/19/06	16:34	2,098		
6170013	ONL SD 6M		6/19/06	9:50	06/19/06	16:35	2,097		
6170015	ONL SD 8M		6/19/06	9:59	06/19/06	16:37	2,047		
6170017	ONL SD 10M		6/19/06	10:13	06/19/06	16:38	2,031		
6170019	ONL SD 12M		6/19/06	10:22	06/19/06	16:39	2,026		
6170020	ONL SD 13M		6/19/06	10:29	06/19/06	16:41	2,039		
6170021	ONL SD 14M		6/19/06	10:37	06/19/06	16:43	2,099		
6170022	ONL SD 15M		6/19/06	10:50	06/19/06	16:44	2,047		
6170023	ONL SD 16M	A	6/19/06	11:00	06/19/06	16:45	2,018		
6170024	ONL SD 16M	B	6/19/06	11:00	06/19/06	16:46	2,030		
6170025	ONL SD 16M	C	6/19/06	11:00	06/19/06	16:48	2,006		
6170026	ONL SD 17M		6/19/06	11:15	06/19/06	16:50	1,852		
6170027	ONL SD 18M		6/19/06	11:20	06/19/06	16:51	1,420		

Table B-2. Summary of nitrite+nitrate analytical results

UFI Lab ID	Client ID	Triplicate	Sampling Date	Sampling Time	Analysis Date	Analysis Time	Nitrate+ nitrite (µg/L)	Data Validation Qualifier	Data Validation Comment
6170028	ONL SD 19M		6/19/06	11:35	06/19/06	17:10	979		
6177001	ONL SD Field Trip Blank		6/26/06	7:30	06/27/06	12:07	14	*J+*	Result less than method reporting limit; result within a factor of five of associated blank and may be biased high.
6177002	ONL SD 0M	A	6/26/06	10:00	06/27/06	13:39	2,288		
6177003	ONL SD 0M	B	6/26/06	10:00	06/27/06	13:40	2,271		
6177004	ONL SD 0M	C	6/26/06	10:00	06/27/06	13:41	2,364		
6177006	ONL SD 2M		6/26/06	10:15	06/27/06	13:43	2,451		
6177011	ONL SD 4M		6/26/06	10:35	06/27/06	13:45	2,046		
6177013	ONL SD 6M		6/26/06	10:48	06/27/06	13:46	1,988		
6177015	ONL SD 8M		6/26/06	10:56	06/27/06	13:47	2,134		
6177016	ONL SD 9M		6/26/06	11:02	06/27/06	13:48	2,000		
6177017	ONL SD 10M		6/26/06	11:10	06/27/06	13:50	2,253		
6177018	ONL SD 11M		6/26/06	11:25	06/27/06	13:59	2,171		
6177019	ONL SD 12M		6/26/06	11:30	06/27/06	14:00	1,952		
6177020	ONL SD 13M		6/26/06	11:43	06/27/06	14:01	1,975		
6177021	ONL SD 14M		6/26/06	11:50	06/27/06	14:02	1,877		
6177022	ONL SD 15M		6/26/06	11:55	06/27/06	14:04	1,782		
6177023	ONL SD 16M	A	6/26/06	12:02	06/27/06	14:06	1,679		
6177024	ONL SD 16M	B	6/26/06	12:02	06/27/06	14:07	1,614		
6177025	ONL SD 16M	C	6/26/06	12:02	06/27/06	14:08	1,622		
6177026	ONL SD 17M		6/26/06	12:15	06/27/06	14:16	1,668		
6177027	ONL SD 18M		6/26/06	12:25	06/27/06	14:18	1,309		
6177028	ONL SD 19M		6/26/06	12:35	06/29/06	13:38	921	*J*	Sample analyzed between 49-96 hours after sample collection.
6185002	ONL SD 0M	A	7/4/06	10:00	07/05/06	16:32	2,252	*J*	Associated CCV recovery high.
6185003	ONL SD 0M	B	7/4/06	10:00	07/05/06	16:34	2,251	*J*	Associated CCV recovery high.

Table B-2. Summary of nitrite+nitrate analytical results

UFI Lab ID	Client ID	Triplicate	Sampling Date	Sampling Time	Analysis Date	Analysis Time	Nitrate+ nitrite (µg/L)	Data Validation Qualifier	Data Validation Comment
6185004	ONL SD 0M	C	7/4/06	10:00	07/05/06	16:35	2,229	*J*	Associated CCV recovery high.
6185006	ONL SD 2M		7/4/06	10:12	07/05/06	16:36	2,211	*J*	Associated CCV recovery high.
6185011	ONL SD 4M		7/4/06	10:36	07/05/06	16:38	2,283	*J*	Associated CCV recovery high.
6185013	ONL SD 6M		7/4/06	10:40	07/05/06	16:39	1,994	*J*	Associated CCV recovery high.
6185015	ONL SD 8M		7/4/06	10:50	07/05/06	16:41	2,219	*J*	Associated CCV recovery high.
6185016	ONL SD 9M		7/4/06	11:00	07/05/06	16:42	2,254	*J*	Associated CCV recovery high.
6185017	ONL SD 10M		7/4/06	11:05	07/05/06	16:43	2,313	*J*	Associated CCV recovery high.
6185018	ONL SD 11M		7/4/06	11:15	07/05/06	16:52	2,105	*J*	Associated CCV recovery high.
6185019	ONL SD 12M		7/4/06	11:24	07/05/06	16:53	2,146	*J*	Associated CCV recovery high.
6185020	ONL SD 13M		7/4/06	11:29	07/05/06	16:55	2,132	*J*	Associated CCV recovery high.
6185021	ONL SD 14M		7/4/06	11:40	07/05/06	16:56	2,027	*J*	Associated CCV recovery high.
6185022	ONL SD 15M		7/4/06	11:44	07/05/06	16:57	1,685	*J*	Associated CCV recovery high.
6185023	ONL SD 16M	A	7/4/06	11:55	07/05/06	16:59	1,698	*J*	Associated CCV recovery high.
6185024	ONL SD 16M	B	7/4/06	11:53	07/05/06	17:00	1,657	*J*	Associated CCV recovery high.
6185025	ONL SD 16M	C	7/4/06	11:53	07/05/06	17:02	1,650	*J*	Associated CCV recovery high.
6185026	ONL SD 17M		7/4/06	11:57	07/05/06	17:03	1,402	*J*	Associated CCV recovery high.

Table B-2. Summary of nitrite+nitrate analytical results

UFI Lab ID	Client ID	Triplicate	Sampling Date	Sampling Time	Analysis Date	Analysis Time	Nitrate+ nitrite (µg/L)	Data Validation Qualifier	Data Validation Comment
6185027	ONL SD 18M		7/4/06	12:00	07/05/06	17:04	1,359	*J*	Associated CCV recovery high.
6185028	ONL SD 19M		7/4/06	12:18	07/05/06	17:05	1,189	*J*	Associated CCV recovery high.
6191023	ONL SD Field Trip Blank		7/10/06	7:30	07/11/06	10:35	16	*U*	
6191024	ONL SD 0M	A	7/10/06	9:30	07/11/06	12:27	2,224		
6191025	ONL SD 0M	B	7/10/06	9:30	07/11/06	12:28	2,243		
6191026	ONL SD 0M	C	7/10/06	9:30	07/11/06	12:30	2,207		
6191028	ONL SD 2M		7/10/06	9:43	07/11/06	12:31	2,214		
6191033	ONL SD 4M		7/10/06	10:00	07/11/06	12:32	2,284		
6191035	ONL SD 6M		7/10/06	10:13	07/11/06	12:33	2,152		
6191036	ONL SD 7M		7/10/06	10:31	07/11/06	12:41	2,109		
6191037	ONL SD 8M		7/10/06	10:34	07/11/06	12:42	2,089		
6191038	ONL SD 9M		7/10/06	10:42	07/11/06	12:44	2,080		
6191039	ONL SD 10M		7/10/06	10:48	07/11/06	12:45	2,100		
6191040	ONL SD 11M		7/10/06	11:00	07/11/06	12:47	2,034		
6191041	ONL SD 12M		7/10/06	11:05	07/11/06	12:48	1,971		
6191042	ONL SD 13M		7/10/06	11:15	07/11/06	12:49	1,924		
6191043	ONL SD 14M		7/10/06	11:22	07/11/06	12:51	1,741		
6191044	ONL SD 15M		7/10/06	11:30	07/11/06	12:52	1,613		
6191045	ONL SD 16M	A	7/10/06	11:42	07/11/06	13:01	1,408		
6191046	ONL SD 16M	B	7/10/06	11:42	07/11/06	13:02	1,450		
6191047	ONL SD 16M	C	7/10/06	11:42	07/11/06	13:03	1,429		
6191048	ONL SD 17M		7/10/06	11:55	07/11/06	13:05	1,376		
6191049	ONL SD 18M		7/10/06	12:02	07/11/06	13:06	1,073		
6191050	ONL SD 19M		7/10/06	12:20	07/11/06	11:16	363		
6198003	ONL SD Field Trip Blank		7/17/06	6:40	07/18/06	14:28	11	*J*	Result less than method reporting limit.
6198004	ONL SD 0M	A	7/17/06	9:15	07/18/06	15:42	1,664		
6198005	ONL SD 0M	B	7/17/06	9:16	07/18/06	15:43	1,655		
6198006	ONL SD 0M	C	7/17/06	9:17	07/18/06	15:44	1,649		
6198008	ONL SD 2M		7/17/06	9:36	07/18/06	15:45	1,637		

Table B-2. Summary of nitrite+nitrate analytical results

UFI Lab ID	Client ID	Triplicate	Sampling Date	Sampling Time	Analysis Date	Analysis Time	Nitrate+ nitrite (µg/L)	Data Validation Qualifier	Data Validation Comment
6198013	ONL SD 4M		7/17/06	9:54	07/18/06	15:48	1,677		
6198015	ONL SD 6M		7/17/06	10:05	07/18/06	15:49	1,953		
6198016	ONL SD 7M		7/17/06	10:15	07/18/06	15:50	2,575		
6198017	ONL SD 8M		7/17/06	10:19	07/18/06	15:51	2,133		
6198018	ONL SD 9M		7/17/06	10:27	07/18/06	15:52	2,047		
6198019	ONL SD 10M		7/17/06	10:39	07/18/06	16:02	2,082		
6198020	ONL SD 11M		7/17/06	10:48	07/18/06	16:03	2,003		
6198021	ONL SD 12M		7/17/06	10:55	07/18/06	16:04	1,959		
6198022	ONL SD 13M		7/17/06	11:02	07/18/06	16:05	1,729		
6198023	ONL SD 14M		7/17/06	11:07	07/18/06	16:06	1,726		
6198024	ONL SD 15M		7/17/06	11:12	07/18/06	16:09	1,540		
6198025	ONL SD 16M	A	7/17/06	11:19	07/18/06	16:10	1,489		
6198026	ONL SD 16M	B	7/17/06	11:21	07/18/06	16:11	1,494		
6198027	ONL SD 16M	C	7/17/06	11:24	07/18/06	16:19	1,468		
6198028	ONL SD 17M		7/17/06	11:29	07/18/06	16:20	1,141		
6198029	ONL SD 18M		7/17/06	11:36	07/18/06	16:22	345		
6198029	ONL SD 18M		7/17/06	11:36	07/18/06	14:59	343		
6198030	ONL SD 19M		7/17/06	11:50	07/18/06	16:23	194		
6198030	ONL SD 19M		7/17/06	11:50	07/18/06	15:01	202		
6205005	ONL SD Field Trip Blank		7/24/06	7:10	07/25/06	11:29	16	*U*	
6205006	ONL SD 0M	A	7/24/06	9:10	07/25/06	12:46	1,659		
6205007	ONL SD 0M	B	7/24/06	9:10	07/25/06	12:47	1,626		
6205008	ONL SD 0M	C	7/24/06	9:10	07/25/06	12:48	1,638		
6205010	ONL SD 2M		7/24/06	9:38	07/25/06	12:49	1,635		
6205015	ONL SD 4M		7/24/06	9:55	07/25/06	12:52	1,670		
6205017	ONL SD 6M		7/24/06	10:05	07/25/06	12:53	1,686		
6205018	ONL SD 7M		7/24/06	10:14	07/25/06	12:54	1,798		
6205019	ONL SD 8M		7/24/06	10:23	07/25/06	12:55	2,036		
6205020	ONL SD 9M		7/24/06	10:35	07/25/06	12:57	1,965		
6205021	ONL SD 10M		7/24/06	10:45	07/25/06	13:07	1,999		
6205022	ONL SD 11M		7/24/06	10:55	07/25/06	13:08	1,863		
6205023	ONL SD 12M		7/24/06	11:02	07/25/06	13:09	1,811		

Table B-2. Summary of nitrite+nitrate analytical results

UFI Lab ID	Client ID	Triplicate	Sampling Date	Sampling Time	Analysis Date	Analysis Time	Nitrate+ nitrite (µg/L)	Data Validation Qualifier	Data Validation Comment
6205024	ONL SD 13M		7/24/06	11:15	07/25/06	13:11	1,582		
6205025	ONL SD 14M		7/24/06	11:25	07/25/06	13:12	1,456		
6205026	ONL SD 15M		7/24/06	11:35	07/25/06	13:14	1,214		
6205027	ONL SD 16M	A	7/24/06	11:47	07/25/06	13:15	1,029		
6205028	ONL SD 16M	B	7/24/06	11:47	07/25/06	13:23	1,035		
6205029	ONL SD 16M	C	7/24/06	11:47	07/25/06	13:25	1,007		
6205030	ONL SD 17M		7/24/06	12:14	07/25/06	13:26	860		
6205031	ONL SD 18M		7/24/06	12:18	07/25/06	12:02	531		
6205032	ONL SD 19M		7/24/06	12:40	07/25/06	12:03	5	*J*	Result less than method reporting limit.
6212001	ONL SD Field Trip Blank		7/31/06	7:15	08/02/06	12:09	15	*J*	Sample analyzed between 49-96 hours after sample collection; result less than method reporting limit.
6212002	ONL SD 0M	A	7/31/06	9:00	08/02/06	13:30	1,556	*J*	Sample analyzed between 49-96 hours after sample collection.
6212003	ONL SD 0M	B	7/31/06	9:05	08/02/06	13:31	1,593	*J*	Sample analyzed between 49-96 hours after sample collection.
6212004	ONL SD 0M	C	7/31/06	9:10	08/02/06	13:32	1,532	*J*	Sample analyzed between 49-96 hours after sample collection.
6212006	ONL SD 2M		7/31/06	9:17	08/02/06	13:33	1,502	*J*	Sample analyzed between 49-96 hours after sample collection.
6212011	ONL SD 4M		7/31/06	9:28	08/02/06	13:36	1,600	*J*	Sample analyzed between 49-96 hours after sample collection.
6212013	ONL SD 6M		7/31/06	9:35	08/02/06	13:37	1,243	*J*	Sample analyzed between 49-96 hours after sample collection.

Table B-2. Summary of nitrite+nitrate analytical results

UFI Lab ID	Client ID	Triplicate	Sampling Date	Sampling Time	Analysis Date	Analysis Time	Nitrate+ nitrite (µg/L)	Data Validation Qualifier	Data Validation Comment
6212014	ONL SD 7M		7/31/06	9:40	08/02/06	13:38	1,659	*J*	Sample analyzed between 49-96 hours after sample collection.
6212015	ONL SD 8M		7/31/06	9:50	08/02/06	13:46	1,889	*J*	Sample analyzed between 49-96 hours after sample collection.
6212016	ONL SD 9M		7/31/06	10:12	08/02/06	13:47	1,858	*J*	Sample analyzed between 49-96 hours after sample collection.
6212017	ONL SD 10M		7/31/06	12:20	08/02/06	13:50	1,841	*J*	Sample analyzed between 49-96 hours after sample collection.
6212018	ONL SD 11M		7/31/06	12:27	08/02/06	13:51	1,875	*J*	Sample analyzed between 49-96 hours after sample collection.
6212019	ONL SD 12M		7/31/06	10:38	08/02/06	13:52	1,837	*J*	Sample analyzed between 49-96 hours after sample collection.
6212020	ONL SD 13M		7/31/06	10:48	08/02/06	13:53	1,664	*J*	Sample analyzed between 49-96 hours after sample collection.
6212021	ONL SD 14M		7/31/06	10:58	08/02/06	13:54	1,537	*J*	Sample analyzed between 49-96 hours after sample collection.
6212022	ONL SD 15M		7/31/06	11:08	08/02/06	13:57	1,405	*J*	Sample analyzed between 49-96 hours after sample collection.
6212023	ONL SD 16M	A	7/31/06	11:22	08/02/06	14:05	1,252	*J*	Sample analyzed between 49-96 hours after sample collection.

Table B-2. Summary of nitrite+nitrate analytical results

UFI Lab ID	Client ID	Triplicate	Sampling Date	Sampling Time	Analysis Date	Analysis Time	Nitrate+ nitrite (µg/L)	Data Validation Qualifier	Data Validation Comment
6212024	ONL SD 16M	B	7/31/06	11:30	08/02/06	14:06	1,248	*J*	Sample analyzed between 49-96 hours after sample collection.
6212025	ONL SD 16M	C	7/31/06	11:30	08/02/06	14:07	1,258	*J*	Sample analyzed between 49-96 hours after sample collection.
6212026	ONL SD 17M		7/31/06	11:34	08/02/06	14:09	1,021	*J*	Sample analyzed between 49-96 hours after sample collection.
6212027	ONL SD 18M		7/31/06	11:45	08/02/06	12:40	859	*J*	Sample analyzed between 49-96 hours after sample collection.
6212028	ONL SD 19M		7/31/06	11:53	08/02/06	12:42	485	*J*	Sample analyzed between 49-96 hours after sample collection.
6219009	ONL SD Field Trip Blank		8/7/06	7:10	08/08/06	11:25	13	*J*	Result less than method reporting limit.
6219010	ONL SD 0M	A	8/7/06	9:30	08/08/06	12:54	1,616		
6219011	ONL SD 0M	B	8/7/06	9:35	08/08/06	12:55	1,598		
6219012	ONL SD 0M	C	8/7/06	9:40	08/08/06	12:57	1,573		
6219014	ONL SD 2M		8/7/06	11:07	08/08/06	12:58	1,555		
6219019	ONL SD 4M		8/7/06	11:30	08/08/06	13:00	1,589		
6219021	ONL SD 6M		8/7/06	11:38	08/08/06	13:01	1,935		
6219022	ONL SD 7M		8/7/06	11:40	08/08/06	13:02	1,605		
6219023	ONL SD 8M		8/7/06	11:52	08/08/06	13:11	1,539		
6219024	ONL SD 9M		8/7/06	12:02	08/08/06	13:12	1,538		
6219025	ONL SD 10M		8/7/06	12:09	08/08/06	13:14	1,632		
6219026	ONL SD 11M		8/7/06	12:21	08/08/06	13:15	1,432		
6219027	ONL SD 12M		8/7/06	12:30	08/08/06	13:16	1,302		
6219028	ONL SD 13M		8/7/06	12:40	08/08/06	13:18	1,069		
6219029	ONL SD 14M		8/7/06	12:43	08/08/06	13:19	921		
6219030	ONL SD 15M		8/7/06	13:00	08/08/06	11:51	828		

Table B-2. Summary of nitrite+nitrate analytical results

UFI Lab ID	Client ID	Triplicate	Sampling Date	Sampling Time	Analysis Date	Analysis Time	Nitrate+ nitrite (µg/L)	Data Validation Qualifier	Data Validation Comment
6219031	ONL SD 16M	A	8/7/06	13:03	08/08/06	11:52	475		
6219032	ONL SD 16M	B	8/7/06	13:09	08/08/06	11:53	502		
6219033	ONL SD 16M	C	8/7/06	13:15	08/08/06	11:54	557		
6219034	ONL SD 17M		8/7/06	13:30	08/08/06	11:55	5	*J+*	Result less than method reporting limit; result within a factor of five of associated blank and may be biased high.
6219035	ONL SD 18M		8/7/06	13:36	08/08/06	12:01	6	*J+*	Result less than method reporting limit; result within a factor of five of associated blank and may be biased high.
6219036	ONL SD 19M		8/7/06	14:00	08/08/06	12:02	6	*J+*	Result less than method reporting limit; result within a factor of five of associated blank and may be biased high.
6226007	ONL SD Field Trip Blank		8/14/06	7:15	08/15/06	12:56	13	*J*	Result less than method reporting limit.
6226008	ONL SD 0M	A	8/14/06	9:15	08/15/06	14:20	1,404		
6226009	ONL SD 0M	B	8/14/06	9:15	08/15/06	14:21	1,411		
6226010	ONL SD 0M	C	8/14/06	9:15	08/15/06	14:22	1,432		
6226012	ONL SD 2M		8/14/06	9:25	08/15/06	14:23	1,427		
6226017	ONL SD 4M		8/14/06	9:50	08/15/06	14:26	1,433		
6226019	ONL SD 6M		8/14/06	10:10	08/15/06	14:27	1,480		
6226020	ONL SD 7M		8/14/06	10:20	08/15/06	14:28	1,324		
6226021	ONL SD 8M		8/14/06	10:30	08/15/06	14:29	1,110		
6226022	ONL SD 9M		8/14/06	10:39	08/15/06	14:30	1,318		
6226023	ONL SD 10M		8/14/06	10:50	08/15/06	14:40	1,499		
6226024	ONL SD 11M		8/14/06	11:09	08/15/06	14:41	1,256		
6226025	ONL SD 12M		8/14/06	11:20	08/15/06	14:42	1,321		
6226026	ONL SD 13M		8/14/06	11:32	08/15/06	14:43	1,218		
6226027	ONL SD 14M		8/14/06	11:40	08/15/06	14:44	1,154		
6226028	ONL SD 15M		8/14/06	12:00	08/15/06	14:47	1,008		

Table B-2. Summary of nitrite+nitrate analytical results

UFI Lab ID	Client ID	Triplicate	Sampling Date	Sampling Time	Analysis Date	Analysis Time	Nitrate+ nitrite (µg/L)	Data Validation Qualifier	Data Validation Comment
6226029	ONL SD 16M	A	8/14/06	12:15	08/15/06	14:48	865		
6226030	ONL SD 16M	B	8/14/06	12:15	08/15/06	14:49	880		
6226031	ONL SD 16M	C	8/14/06	12:15	08/15/06	14:57	866		
6226032	ONL SD 17M		8/14/06	12:38	08/15/06	13:27	687		
6226033	ONL SD 18M		8/14/06	12:50	08/15/06	13:28	50	*J+*	Result within a factor of five of associated blank and may be biased high.
6226034	ONL SD 19M		8/14/06	12:54	08/15/06	13:29	13	*J+*	Result less than method reporting limit; result within a factor of five of associated blank and may be biased high.
6233002	ONL SD Field Trip Blank		8/21/06	7:20	08/22/06	13:18	22		
6233003	ONL SD 0M	A	8/21/06	8:40	08/22/06	14:47	1,516		
6233004	ONL SD 0M	B	8/21/06	8:40	08/22/06	14:48	1,509		
6233005	ONL SD 0M	C	8/21/06	8:40	08/22/06	14:50	1,530		
6233007	ONL SD 2M		8/21/06	8:50	08/22/06	14:51	1,518		
6233012	ONL SD 4M		8/21/06	9:10	08/22/06	14:53	1,539		
6233014	ONL SD 6M		8/21/06	9:20	08/22/06	14:54	1,546		
6233015	ONL SD 7M		8/21/06	9:27	08/22/06	14:55	1,562		
6233016	ONL SD 8M		8/21/06	9:31	08/22/06	15:04	1,388		
6233017	ONL SD 9M		8/21/06	9:45	08/22/06	15:05	1,231		
6233018	ONL SD 10M		8/21/06	9:55	08/22/06	15:07	1,099		
6233019	ONL SD 11M		8/21/06	10:00	08/22/06	15:08	1,132		
6233020	ONL SD 12M		8/21/06	10:10	08/22/06	15:09	1,095		
6233021	ONL SD 13M		8/21/06	10:16	08/22/06	15:11	1,015		
6233022	ONL SD 14M		8/21/06	10:25	08/22/06	15:12	872		
6233023	ONL SD 15M		8/21/06	10:36	08/22/06	13:44	721		
6233024	ONL SD 16M	A	8/21/06	10:40	08/22/06	13:45	591		
6233025	ONL SD 16M	B	8/21/06	10:40	08/22/06	13:46	574		
6233026	ONL SD 16M	C	8/21/06	10:40	08/22/06	13:47	583		
6233027	ONL SD 17M		8/21/06	10:55	08/22/06	13:48	434		
6233028	ONL SD 18M		8/21/06	11:05	08/22/06	13:54	93		

Table B-2. Summary of nitrite+nitrate analytical results

UFI Lab ID	Client ID	Triplicate	Sampling Date	Sampling Time	Analysis Date	Analysis Time	Nitrate+ nitrite (µg/L)	Data Validation Qualifier	Data Validation Comment
6233029	ONL SD 19M		8/21/06	11:15	08/22/06	13:55	13	*J+*	Result less than method reporting limit; result within a factor of five of associated blank and may be biased high.
6241035	ONL SD Field Trip Blank		8/29/06	7:00	08/30/06	12:20	16	*U*	
6241036	ONL SD 0M	A	8/29/06	9:15	08/30/06	14:08	1,489		
6241037	ONL SD 0M	B	8/29/06	9:15	08/30/06	14:10	1,517		
6241038	ONL SD 0M	C	8/29/06	9:15	08/30/06	14:11	1,512		
6241040	ONL SD 2M		8/29/06	9:26	08/30/06	14:12	1,535		
6241045	ONL SD 4M		8/29/06	9:35	08/30/06	14:14	1,520		
6241047	ONL SD 6M		8/29/06	9:45	08/30/06	14:22	1,542		
6241048	ONL SD 7M		8/29/06	9:51	08/30/06	14:24	1,340		
6241049	ONL SD 8M		8/29/06	9:56	08/30/06	14:25	853		
6241050	ONL SD 9M		8/29/06	9:59	08/30/06	14:26	913		
6241051	ONL SD 10M		8/29/06	10:07	08/30/06	14:28	943		
6241052	ONL SD 11M		8/29/06	10:12	08/30/06	14:29	862		
6241053	ONL SD 12M		8/29/06	10:16	08/30/06	14:31	847		
6241054	ONL SD 13M		8/29/06	10:21	08/30/06	12:42	830		
6241055	ONL SD 14M		8/29/06	10:26	08/30/06	12:43	672		
6241056	ONL SD 15M		8/29/06	10:31	08/30/06	12:46	741		
6241057	ONL SD 16M	A	8/29/06	10:36	08/30/06	12:47	433		
6241058	ONL SD 16M	B	8/29/06	10:36	08/30/06	12:48	422		
6241059	ONL SD 16M	C	8/29/06	10:36	08/30/06	12:49	431		
6241060	ONL SD 17M		8/29/06	10:41	08/30/06	12:50	393		
6241061	ONL SD 18M		8/29/06	10:45	08/30/06	12:56	16	*U*	
6241062	ONL SD 19M		8/29/06	11:00	08/30/06	12:57	16	*U*	
6248012	ONL SD Field Trip Blank		9/5/06	7:15	09/05/06	14:11	16	*U*	
6248013	ONL SD 0M	A	9/5/06	9:00	09/05/06	15:30	1,545		
6248014	ONL SD 0M	B	9/5/06	9:00	09/05/06	15:31	1,514		
6248015	ONL SD 0M	C	9/5/06	9:00	09/05/06	15:32	1,507		
6248017	ONL SD 2M		9/5/06	9:25	09/05/06	15:33	1,516		
6248022	ONL SD 4M		9/5/06	9:33	09/05/06	15:36	1,462		

Table B-2. Summary of nitrite+nitrate analytical results

UFI Lab ID	Client ID	Triplicate	Sampling Date	Sampling Time	Analysis Date	Analysis Time	Nitrate+ nitrite (µg/L)	Data Validation Qualifier	Data Validation Comment
6248024	ONL SD 6M		9/5/06	9:41	09/05/06	15:37	1,513		
6248026	ONL SD 8M		9/5/06	9:48	09/05/06	15:38	1,536		
6248028	ONL SD 10M		9/5/06	10:00	09/05/06	15:39	775		
6248029	ONL SD 11M		9/5/06	10:08	09/05/06	15:40	912		
6248030	ONL SD 12M		9/5/06	10:15	09/05/06	14:30	848		
6248031	ONL SD 13M		9/5/06	10:26	09/05/06	14:31	801		
6248032	ONL SD 14M		9/5/06	10:35	09/05/06	14:32	664		
6248033	ONL SD 15M		9/5/06	10:41	09/05/06	14:33	601		
6248034	ONL SD 16M	A	9/5/06	10:50	09/05/06	14:34	298		
6248035	ONL SD 16M	B	9/5/06	10:50	09/05/06	14:37	296		
6248036	ONL SD 16M	C	9/5/06	10:58	09/05/06	14:38	329		
6248037	ONL SD 17M		9/5/06	11:08	09/05/06	14:39	16	*U*	
6248037	ONL SD 17M		9/5/06	11:08	09/05/06	15:59	16	*U*	
6248038	ONL SD 18M		9/5/06	11:13	09/05/06	14:40	39		
6248039	ONL SD 19M		9/5/06	11:30	09/05/06	14:41	7	*J*	Result less than method reporting limit.
6254002	ONL SD Field Trip Blank		9/11/06	7:10	09/11/06	13:18	7	*J*	Result less than method reporting limit.
6254003	ONL SD 0M	A	9/11/06	8:50	09/11/06	14:39	1,601		
6254004	ONL SD 0M	B	9/11/06	8:50	09/11/06	14:40	1,533		
6254005	ONL SD 0M	C	9/11/06	8:50	09/11/06	14:41	1,563		
6254007	ONL SD 2M		9/11/06	9:00	09/11/06	14:42	1,587		
6254012	ONL SD 4M		9/11/06	9:16	09/11/06	14:44	1,565		
6254014	ONL SD 6M		9/11/06	9:24	09/11/06	14:46	1,502		
6254016	ONL SD 8M		9/11/06	9:43	09/11/06	14:47	934		
6254017	ONL SD 9M		9/11/06	9:48	09/11/06	14:48	834		
6254018	ONL SD 10M		9/11/06	9:53	09/11/06	13:29	848		
6254019	ONL SD 11M		9/11/06	10:00	09/11/06	13:36	777		
6254020	ONL SD 12M		9/11/06	10:05	09/11/06	13:37	744		
6254021	ONL SD 13M		9/11/06	10:14	09/11/06	13:39	696		
6254022	ONL SD 14M		9/11/06	10:19	09/11/06	13:40	616		
6254023	ONL SD 15M		9/11/06	10:26	09/11/06	13:41	369		

Table B-2. Summary of nitrite+nitrate analytical results

UFI Lab ID	Client ID	Triplicate	Sampling Date	Sampling Time	Analysis Date	Analysis Time	Nitrate+ nitrite (µg/L)	Data Validation Qualifier	Data Validation Comment
6254024	ONL SD 16M	A	9/11/06	10:32	09/11/06	13:43	99		
6254025	ONL SD 16M	B	9/11/06	10:32	09/11/06	13:44	73		
6254026	ONL SD 16M	C	9/11/06	10:32	09/11/06	13:46	72		
6254027	ONL SD 17M		9/11/06	10:53	09/11/06	13:47	10	*J+*	Result less than method reporting limit; result within a factor of five of associated blank and may be biased high.
6254027	ONL SD 17M		9/11/06	10:53	09/11/06	15:16	7	*J+*	Result less than method reporting limit; result within a factor of five of associated blank and may be biased high.
6254028	ONL SD 18M		9/11/06	10:54	09/11/06	13:48	6	*J+*	Result less than method reporting limit; result within a factor of five of associated blank and may be biased high.
6254029	ONL SD 19M		9/11/06	11:05	09/11/06	13:49	6	*J+*	Result less than method reporting limit; result within a factor of five of associated blank and may be biased high.
6261002	ONL SD 0M	A	9/18/06	11:10	09/19/06	14:02	2,302		
6261003	ONL SD 0M	B	9/18/06	11:12	09/19/06	14:03	2,391		
6261004	ONL SD 0M	C	9/18/06	11:20	09/19/06	14:04	2,203		
6261006	ONL SD 2M		9/18/06	11:24	09/19/06	14:05	1,809		
6261010	ONL SD 4M		9/18/06	11:33	09/19/06	14:08	1,568		
6261012	ONL SD 6M		9/18/06	11:47	09/19/06	14:09	1,592		
6261014	ONL SD 8M		9/18/06	11:58	09/19/06	14:10	1,220		
6261015	ONL SD 9M		9/18/06	12:10	09/19/06	14:11	1,435		
6261016	ONL SD 10M		9/18/06	12:12	09/19/06	14:12	1,174		
6261017	ONL SD 11M		9/18/06	12:30	09/19/06	12:59	717		
6261018	ONL SD 12M		9/18/06	12:40	09/19/06	13:00	564		
6261019	ONL SD 13M		9/18/06	12:50	09/19/06	13:02	570		
6261020	ONL SD 14M		9/18/06	13:05	09/19/06	13:03	542		

Table B-2. Summary of nitrite+nitrate analytical results

UFI Lab ID	Client ID	Triplicate	Sampling Date	Sampling Time	Analysis Date	Analysis Time	Nitrate+ nitrite (µg/L)	Data Validation Qualifier	Data Validation Comment
6261021	ONL SD 15M		9/18/06	12:15	09/19/06	13:04	431		
6261022	ONL SD 16M	A	9/18/06	13:35	09/19/06	13:06	105	*J*	Field triplicate precision criterion was exceeded.
6261023	ONL SD 16M	B	9/18/06	13:40	09/19/06	13:07	137	*J*	Field triplicate precision criterion was exceeded.
6261024	ONL SD 16M	C	9/18/06	13:45	09/19/06	13:09	56	*J*	Field triplicate precision criterion was exceeded.
6261025	ONL SD 17M		9/18/06	13:53	09/19/06	13:10	27		
6261026	ONL SD 18M		9/18/06	14:10	09/19/06	13:11	13	*J*	Result less than method reporting limit.
6261026	ONL SD 18M		9/18/06	14:10	09/19/06	14:59	17		
6261027	ONL SD 19M		9/18/06	14:25	09/19/06	13:12	7	*J*	Result less than method reporting limit.
6268004	ONL SD Field Trip Blank		9/25/06	7:15	09/27/06	9:11	16	*J+*	Sample analyzed between 49-96 hours after sample collection; result within a factor of five of associated blank and may be biased high.
6268005	ONL SD 0M	A	9/25/06	9:00	09/27/06	10:25	1,649	*J*	Sample analyzed between 49-96 hours after sample collection.
6268006	ONL SD 0M	B	9/25/06	9:00	09/27/06	10:26	1,642	*J*	Sample analyzed between 49-96 hours after sample collection.
6268007	ONL SD 0M	C	9/25/06	9:00	09/27/06	10:27	1,622	*J*	Sample analyzed between 49-96 hours after sample collection.
6268009	ONL SD 2M		9/25/06	9:17	09/27/06	10:28	1,686	*J*	Sample analyzed between 49-96 hours after sample collection.

Table B-2. Summary of nitrite+nitrate analytical results

UFI Lab ID	Client ID	Triplicate	Sampling Date	Sampling Time	Analysis Date	Analysis Time	Nitrate+ nitrite (µg/L)	Data Validation Qualifier	Data Validation Comment
6268014	ONL SD 4M		9/25/06	9:35	09/27/06	10:31	1,580	*J*	Sample analyzed between 49-96 hours after sample collection.
6268016	ONL SD 6M		9/25/06	9:45	09/27/06	10:32	1,593	*J*	Sample analyzed between 49-96 hours after sample collection.
6268018	ONL SD 8M		9/25/06	10:00	11/02/06	15:14	1,354	*J*	Sample analyzed more than 96 hours after sample collection; associated CCV(s) recovered low..
6268020	ONL SD 10M		9/25/06	10:10	09/27/06	10:33	1,187	*J*	Sample analyzed between 49-96 hours after sample collection.
6268021	ONL SD 11M		9/25/06	10:15	09/27/06	9:21	745		
6268022	ONL SD 12M		9/25/06	10:27	09/27/06	9:23	559		
6268023	ONL SD 13M		9/25/06	10:36	09/27/06	9:30	340		
6268024	ONL SD 14M		9/25/06	10:46	09/27/06	9:31	164		
6268025	ONL SD 15M		9/25/06	10:56	09/27/06	9:32	11	*J+*	Result less than method reporting limit; result within a factor of five of associated blank and may be biased high.
6268026	ONL SD 16M	A	9/25/06	11:10	09/27/06	9:33	10	*J+*	Result less than method reporting limit; result within a factor of five of associated blank and may be biased high.
6268027	ONL SD 16M	B	9/25/06	11:10	09/27/06	9:34	14	*J+*	Result less than method reporting limit; result within a factor of five of associated blank and may be biased high.

Table B-2. Summary of nitrite+nitrate analytical results

UFI Lab ID	Client ID	Triplicate	Sampling Date	Sampling Time	Analysis Date	Analysis Time	Nitrate+ nitrite (µg/L)	Data Validation Qualifier	Data Validation Comment
6268028	ONL SD 16M	C	9/25/06	11:10	09/27/06	9:37	10	*J+*	Result less than method reporting limit; result within a factor of five of associated blank and may be biased high.
6268029	ONL SD 17M		9/25/06	11:22	09/27/06	9:38	9	*J+*	Result less than method reporting limit; result within a factor of five of associated blank and may be biased high.
6268030	ONL SD 18M		9/25/06	11:40	09/27/06	9:39	13	*J+*	Result less than method reporting limit; result within a factor of five of associated blank and may be biased high.
6268031	ONL SD 19M		9/25/06	11:51	09/27/06	9:40	12	*J+*	Result less than method reporting limit; result within a factor of five of associated blank and may be biased high.
6275001	ONL SD Field Trip Blank		10/2/06	7:15	10/05/06	14:50	7	*J*	Sample analyzed between 49-96 hours after sample collection; result less than method reporting limit.
6275002	ONL SD 0M	A	10/2/06	9:20	10/05/06	15:51	1,592	*J*	Sample analyzed between 49-96 hours after sample collection.
6275003	ONL SD 0M	B	10/2/06	9:20	10/05/06	15:52	1,571	*J*	Sample analyzed between 49-96 hours after sample collection.
6275004	ONL SD 0M	C	10/2/06	9:20	10/05/06	15:53	1,591	*J*	Sample analyzed between 49-96 hours after sample collection.
6275006	ONL SD 2M		10/2/06	9:25	10/05/06	15:54	1,556	*J*	Sample analyzed between 49-96 hours after sample collection.

Table B-2. Summary of nitrite+nitrate analytical results

UFI Lab ID	Client ID	Triplicate	Sampling Date	Sampling Time	Analysis Date	Analysis Time	Nitrate+ nitrite (µg/L)	Data Validation Qualifier	Data Validation Comment
6275011	ONL SD 4M		10/2/06	9:40	10/05/06	15:57	1,576	*J*	Sample analyzed between 49-96 hours after sample collection.
6275013	ONL SD 6M		10/2/06	9:59	10/05/06	15:58	1,545	*J*	Sample analyzed between 49-96 hours after sample collection.
6275015	ONL SD 8M		10/2/06	10:15	10/05/06	15:59	1,565	*J*	Sample analyzed between 49-96 hours after sample collection.
6275017	ONL SD 10M		10/2/06	10:50	10/05/06	16:00	1,589	*J*	Sample analyzed between 49-96 hours after sample collection.
6275018	ONL SD 11M		10/2/06	11:00	10/05/06	16:01	1,584	*J*	Sample analyzed between 49-96 hours after sample collection.
6275019	ONL SD 12M		10/2/06	11:15	10/05/06	15:09	577	*J*	Sample analyzed between 49-96 hours after sample collection.
6275020	ONL SD 13M		10/2/06	11:20	10/05/06	15:10	244	*J*	Sample analyzed between 49-96 hours after sample collection.
6275021	ONL SD 14M		10/2/06	11:27	10/05/06	15:11	12	*J+*	Sample analyzed between 49-96 hours after sample collection; result less than method reporting limit; result within a factor of five of associated blank and may be biased high.

Table B-2. Summary of nitrite+nitrate analytical results

UFI Lab ID	Client ID	Triplicate	Sampling Date	Sampling Time	Analysis Date	Analysis Time	Nitrate+ nitrite (µg/L)	Data Validation Qualifier	Data Validation Comment
6275022	ONL SD 15M		10/2/06	11:40	10/05/06	15:12	10	*J+*	Sample analyzed between 49-96 hours after sample collection; result less than method reporting limit; result within a factor of five of associated blank and may be biased high.
6275023	ONL SD 16M	A	10/2/06	11:50	10/05/06	15:14	16	*UJ*	Sample analyzed between 49-96 hours after sample collection.
6275025	ONL SD 16M	C	10/2/06	11:50	10/05/06	15:17	7	*J+*	Sample analyzed between 49-96 hours after sample collection; result less than method reporting limit; result within a factor of five of associated blank and may be biased high.
6275024	ONL SD 16M	B	10/2/06	11:50	10/05/06	15:16	10	*J+*	Sample analyzed between 49-96 hours after sample collection; result less than method reporting limit; result within a factor of five of associated blank and may be biased high.
6275026	ONL SD 17M		10/2/06	12:00	10/05/06	15:18	5	*J+*	Sample analyzed between 49-96 hours after sample collection; result less than method reporting limit; result within a factor of five of associated blank and may be biased high.

Table B-2. Summary of nitrite+nitrate analytical results

UFI Lab ID	Client ID	Triplicate	Sampling Date	Sampling Time	Analysis Date	Analysis Time	Nitrate+ nitrite (µg/L)	Data Validation Qualifier	Data Validation Comment
6275027	ONL SD 18M		10/2/06	12:25	10/05/06	15:19	12	*J+*	Sample analyzed between 49-96 hours after sample collection; result less than method reporting limit; result within a factor of five of associated blank and may be biased high.
6275028	ONL SD 19M		10/2/06	12:45	10/05/06	15:21	6	*J+*	Sample analyzed between 49-96 hours after sample collection; result less than method reporting limit; result within a factor of five of associated blank and may be biased high.
6282003	ONL SD Field Trip Blank		10/9/06	7:15	10/10/06	12:18	11	*J*	Result less than method reporting limit; associated LCS recovered high.
6282004	ONL SD 0M	A	10/9/06	9:13	10/10/06	13:49	1,620	*J*	Associated LCS recovered high.
6282005	ONL SD 0M	B	10/9/06	9:13	10/10/06	13:50	1,600	*J*	Associated LCS recovered high.
6282006	ONL SD 0M	C	10/9/06	9:13	10/10/06	13:51	1,609	*J*	Associated LCS recovered high.
6282008	ONL SD 2M		10/9/06	9:26	10/10/06	13:52	1,599	*J*	Associated LCS recovered high.
6282013	ONL SD 4M		10/9/06	9:42	10/10/06	13:55	1,571	*J*	Associated LCS recovered high.
6282015	ONL SD 6M		10/9/06	9:56	10/10/06	13:56	1,603	*J*	Associated LCS recovered high.
6282016	ONL SD 7M		10/9/06	9:59	10/10/06	13:57	1,640	*J*	Associated LCS recovered high.

Table B-2. Summary of nitrite+nitrate analytical results

UFI Lab ID	Client ID	Triplicate	Sampling Date	Sampling Time	Analysis Date	Analysis Time	Nitrate+ nitrite (µg/L)	Data Validation Qualifier	Data Validation Comment
6282017	ONL SD 8M		10/9/06	10:03	10/10/06	14:05	1,591	*J*	Associated LCS recovered high.
6282018	ONL SD 9M		10/9/06	10:05	10/10/06	14:06	1,616	*J*	Associated LCS recovered high.
6282019	ONL SD 10M		10/9/06	10:08	10/10/06	14:09	1,619	*J*	Associated LCS recovered high.
6282020	ONL SD 11M		10/9/06	10:15	10/10/06	14:10	1,294	*J*	Associated LCS recovered high.
6282021	ONL SD 12M		10/9/06	10:18	10/10/06	14:11	942	*J*	Associated LCS recovered high.
6282022	ONL SD 13M		10/9/06	10:28	10/10/06	12:40	13	*J+*	Result less than method reporting limit; associated LCS recovered high; result within a factor of five of associated blank and may be biased high.
6282023	ONL SD 14M		10/9/06	10:35	10/10/06	12:42	16	*U*	
6282024	ONL SD 15M		10/9/06	10:43	10/10/06	12:44	16	*U*	
6282025	ONL SD 16M	A	10/9/06	11:50	10/10/06	12:45	16	*U*	
6282026	ONL SD 16M	B	10/9/06	11:50	10/10/06	12:46	16	*U*	
6282027	ONL SD 16M	C	10/9/06	11:50	10/10/06	12:47	16	*U*	
6282028	ONL SD 17M		10/9/06	11:08	10/10/06	12:49	16	*U*	
6282029	ONL SD 18M		10/9/06	11:19	10/10/06	12:54	16	*U*	
6282030	ONL SD 19M		10/9/06	11:30	10/10/06	12:56	16	*U*	
6289001	ONL SD Field Trip Blank		10/16/06	7:15	10/17/06	13:02	11	*J*	Result less than method reporting limit; associated CCV(s) recovered low.
6289002	ONL SD 0M	A	10/16/06	9:28	10/17/06	14:34	1,209	*J*	Associated CCV(s) recovered low.
6289003	ONL SD 0M	B	10/16/06	9:28	10/17/06	14:35	1,184	*J*	Associated CCV(s) recovered low.

Table B-2. Summary of nitrite+nitrate analytical results

UFI Lab ID	Client ID	Triplicate	Sampling Date	Sampling Time	Analysis Date	Analysis Time	Nitrate+ nitrite (µg/L)	Data Validation Qualifier	Data Validation Comment
6289004	ONL SD 0M	C	10/16/06	9:28	10/17/06	14:36	1,203	*J*	Associated CCV(s) recovered low.
6289006	ONL SD 2M		10/16/06	9:40	10/17/06	14:37	1,192	*J*	Associated CCV(s) recovered low.
6289011	ONL SD 4M		10/16/06	9:59	10/17/06	14:39	1,196	*J*	Associated CCV(s) recovered low.
6289013	ONL SD 6M		10/16/06	10:09	10/17/06	14:41	1,178	*J*	Associated CCV(s) recovered low.
6289015	ONL SD 8M		10/16/06	10:24	10/17/06	14:42	1,189	*J*	Associated CCV(s) recovered low.
6289017	ONL SD 10M		10/16/06	10:35	11/02/06	15:15	1,086	*J*	Sample analyzed more than 96 hours after sample collection; associated CCV(s) recovered low..
6289019	ONL SD 12M		10/16/06	10:45	11/02/06	15:13	1,115	*J*	Sample analyzed more than 96 hours after sample collection; associated CCV(s) recovered low..
6289021	ONL SD 14M		10/16/06	10:55	10/17/06	14:50	1,190	*J*	Associated CCV(s) recovered low.
6289022	ONL SD 15M		10/16/06	11:01	10/17/06	14:51	1,143	*J*	Associated CCV(s) recovered low.
6289023	ONL SD 16M	A	10/16/06	11:10	10/17/06	14:53	1,094	*J*	Associated CCV(s) recovered low.
6289024	ONL SD 16M	B	10/16/06	11:10	10/17/06	14:55	1,067	*J*	Associated CCV(s) recovered low.
6289025	ONL SD 16M	C	10/16/06	11:10	10/17/06	14:56	1,106	*J*	Associated CCV(s) recovered low.
6289026	ONL SD 17M		10/16/06	11:15	10/17/06	13:24	106	*J*	Associated CCV(s) recovered low.
6289027	ONL SD 18M		10/16/06	11:39	10/17/06	13:25	350	*J*	Associated CCV(s) recovered low.

Table B-2. Summary of nitrite+nitrate analytical results

UFI Lab ID	Client ID	Triplicate	Sampling Date	Sampling Time	Analysis Date	Analysis Time	Nitrate+ nitrite (µg/L)	Data Validation Qualifier	Data Validation Comment
6289028	ONL SD 19M		10/16/06	11:50	10/17/06	13:28	345	*J*	Associated CCV(s) recovered low.
6305001	ONL SD Field Trip Blank		11/1/06	7:15	11/02/06	13:01	22	*J*	Associated CCV(s) recovered low.
6305002	ONL SD 0M	A	11/1/06	9:00	11/02/06	14:44	1,017	*J*	Associated CCV(s) recovered low.
6305003	ONL SD 0M	B	11/1/06	9:00	11/02/06	14:45	1,059	*J*	Associated CCV(s) recovered low.
6305004	ONL SD 0M	C	11/1/06	9:00	11/02/06	14:46	1,068	*J*	Associated CCV(s) recovered low.
6305006	ONL SD 2M		11/1/06	9:10	11/02/06	14:54	1,012	*J*	Associated CCV(s) recovered low.
6305010	ONL SD 4M		11/1/06	9:25	11/02/06	14:57	1,050	*J*	Associated CCV(s) recovered low.
6305011	ONL SD 8M		11/1/06	9:45	11/02/06	14:58	1,028	*J*	Associated CCV(s) recovered low.
6305012	ONL SD 12M		11/1/06	10:01	11/02/06	14:59	1,029	*J*	Associated CCV(s) recovered low.
6305013	ONL SD 16M	A	11/1/06	10:35	11/02/06	15:00	1,035	*J*	Associated CCV(s) recovered low.
6305014	ONL SD 16M	B	11/1/06	10:35	11/02/06	15:01	1,034	*J*	Associated CCV(s) recovered low.
6305015	ONL SD 16M	C	11/1/06	10:35	11/02/06	15:04	1,035	*J*	Associated CCV(s) recovered low.
6305016	ONL SD 18M		11/1/06	10:46	11/02/06	15:05	1,030	*J*	Associated CCV(s) recovered low.
6318125	ONL SD Field Trip Blank		11/14/06	7:15	11/15/06	12:33	8	*J*	Result less than method reporting limit.
6318126	ONL SD 0M	A	11/14/06	9:50	11/15/06	13:37	1,428		
6318127	ONL SD 0M	B	11/14/06	9:55	11/15/06	13:38	1,411		
6318128	ONL SD 0M	C	11/14/06	10:00	11/15/06	13:39	1,409		
6318129	ONL SD 2M		11/14/06	10:10	11/15/06	13:40	1,412		

Table B-2. Summary of nitrite+nitrate analytical results

UFI Lab ID	Client ID	Triplicate	Sampling Date	Sampling Time	Analysis Date	Analysis Time	Nitrate+ nitrite (µg/L)	Data Validation Qualifier	Data Validation Comment
6318133	ONL SD 4M		11/14/06	10:14	11/15/06	13:43	1,425		
6318134	ONL SD 8M		11/14/06	10:20	11/15/06	13:51	1,419		
6318135	ONL SD 12M		11/14/06	10:30	11/15/06	13:52	1,477		
6318136	ONL SD 16M	A	11/14/06	10:40	11/15/06	14:18	1,465		
6318137	ONL SD 16M	B	11/14/06	10:45	11/15/06	13:53	1,567		
6318138	ONL SD 16M	C	11/14/06	10:50	11/15/06	13:57	1,306		
6318139	ONL SD 18M		11/14/06	11:00	11/15/06	14:19	1,462		
6331001	ONL SD Field Trip Blank		11/27/06	7:15	11/27/06	15:01	5	*J*	Result less than method reporting limit.
6331002	ONL SD 0M	A	11/27/06	8:30	11/27/06	15:50	1,574		
6331003	ONL SD 0M	B	11/27/06	8:30	11/27/06	15:51	1,569		
6331004	ONL SD 0M	C	11/27/06	8:30	11/27/06	15:52	1,525		
6331006	ONL SD 2M		11/27/06	8:40	11/27/06	15:53	1,573		
6331010	ONL SD 4M		11/27/06	9:05	11/27/06	15:55	1,584		
6331011	ONL SD 8M		11/27/06	9:20	11/27/06	15:57	2,495		
6331012	ONL SD 12M		11/27/06	9:30	11/27/06	16:05	1,591		
6331013	ONL SD 16M	A	11/27/06	9:45	11/27/06	16:06	1,550		
6331014	ONL SD 16M	B	11/27/06	9:45	11/27/06	16:07	1,494		
6331015	ONL SD 16M	C	11/27/06	9:45	11/27/06	16:08	1,490		
6331016	ONL SD 18M		11/27/06	10:00	11/27/06	16:09	1,770		

Note: *J* - estimated
J+ - result is an estimated value and may be biased high because of contamination noted in the associated method blank(s).
U - undetected at given detection limit

Table B-3. Summary of nitrite analytical results

UFI Lab ID	Client ID	Triplicate	Sampling Date	Sampling Time (HH:MM)	Analysis Date	Analysis Time (HH:MM)	Nitrite (µg/L)	Data Validation Qualifier	Data Validation Comment
6087005	ONL SD Field Trip Blank		3/28/06	7:00	03/29/06	11:58	9	*U*	
6087006	ONL SD 0M	A	3/28/06	9:13	03/29/06	12:03	41		
6087007	ONL SD 0M	B	3/28/06	9:22	03/29/06	12:08	43		
6087008	ONL SD 0M	C	3/28/06	9:30	03/29/06	12:14	42		
6087009	ONL SD 2M		3/28/06	9:35	03/29/06	12:19	43		
6087014	ONL SD 4M		3/28/06	9:55	03/29/06	12:30	48		
6087016	ONL SD 6M		3/28/06	10:03	03/29/06	12:35	48		
6087018	ONL SD 8M		3/28/06	10:10	03/29/06	12:40	47		
6087020	ONL SD 10M		3/28/06	10:26	03/29/06	12:45	49		
6087022	ONL SD 12M		3/28/06	10:33	03/29/06	12:51	43		
6087024	ONL SD 14M		3/28/06	10:45	03/29/06	13:22	48		
6087026	ONL SD 16M	A	3/28/06	10:49	03/29/06	13:28	48		
6087027	ONL SD 16M	B	3/28/06	10:50	03/29/06	13:33	49		
6087028	ONL SD 16M	C	3/28/06	10:54	03/29/06	13:38	47		
6087030	ONL SD 18M		3/28/06	11:03	03/29/06	13:44	49		
6093001	ONL SD Field Trip Blank		4/3/06	7:10	04/03/06	17:30	1	*J+*	Result less than method reporting limit; result within a factor of five of associated blank and may be biased high.
6093002	ONL SD 0M	A	4/3/06	10:10	04/03/06	17:35	83		
6093003	ONL SD 0M	B	4/3/06	10:15	04/03/06	17:40	87		
6093004	ONL SD 0M	C	4/3/06	10:20	04/03/06	17:46	85		
6093006	ONL SD 2M		4/3/06	10:30	04/03/06	17:51	84		
6093010	ONL SD 4M		4/3/06	10:50	04/03/06	18:02	83		
6093012	ONL SD 6M		4/3/06	11:00	04/03/06	18:08	82		
6093014	ONL SD 8M		4/3/06	11:15	04/03/06	18:13	80		
6093016	ONL SD 10M		4/3/06	11:25	04/03/06	18:19	81		
6093018	ONL SD 12M		4/3/06	11:35	04/03/06	18:24	77		
6093020	ONL SD 14M		4/3/06	11:40	04/03/06	18:57	75		
6093022	ONL SD 16M	A	4/3/06	11:50	04/03/06	19:02	79		
6093023	ONL SD 16M	B	4/3/06	11:55	04/03/06	19:08	77		
6093024	ONL SD 16M	C	4/3/06	11:59	04/03/06	19:13	79		

Table B-3. Summary of nitrite analytical results

UFI Lab ID	Client ID	Triplicate	Sampling Date	Sampling Time (HH:MM)	Analysis Date	Analysis Time (HH:MM)	Nitrite (µg/L)	Data Validation Qualifier	Data Validation Comment
6093026	ONL SD 18M		4/3/06	12:08	04/03/06	19:19	69		
6100001	ONL SD Field Trip Blank		4/10/06	7:15	04/10/06	14:58	1	*J+*	Result less than method reporting limit; result within a factor of five of associated blank and may be biased high.
6100002	ONL SD 0M	A	4/10/06	9:00	04/10/06	15:03	65		
6100003	ONL SD 0M	B	4/10/06	9:05	04/10/06	15:08	64		
6100004	ONL SD 0M	C	4/10/06	9:10	04/10/06	15:14	64		
6100006	ONL SD 2M		4/10/06	9:30	04/10/06	15:19	63		
6100010	ONL SD 4M		4/10/06	9:44	04/10/06	15:30	64		
6100012	ONL SD 6M		4/10/06	9:53	04/10/06	15:35	64		
6100014	ONL SD 8M		4/10/06	10:02	04/10/06	15:40	64		
6100016	ONL SD 10M		4/10/06	10:10	04/10/06	15:45	64		
6100018	ONL SD 12M		4/10/06	10:20	04/10/06	15:51	63		
6100020	ONL SD 14M		4/10/06	10:25	04/10/06	16:22	64		
6100022	ONL SD 16M	A	4/10/06	10:35	04/10/06	16:33	66		
6100023	ONL SD 16M	B	4/10/06	10:40	04/10/06	16:38	64		
6100024	ONL SD 16M	C	4/10/06	10:45	04/10/06	16:44	64		
6100026	ONL SD 18M		4/10/06	10:50	04/10/06	16:49	64		
6107001	ONL SD Field Trip Blank		4/17/06	7:10	04/18/06	15:07	9	*U*	
6107002	ONL SD 0M	A	4/17/06	9:20	04/18/06	15:08	62		
6107003	ONL SD 0M	B	4/17/06	9:20	04/18/06	15:10	64		
6107004	ONL SD 0M	C	4/17/06	9:20	04/18/06	15:12	62		
6107006	ONL SD 2M		4/17/06	9:55	04/18/06	15:13	63		
6107010	ONL SD 4M		4/17/06	9:58	04/18/06	15:14	61		
6107012	ONL SD 6M		4/17/06	10:14	04/18/06	15:15	61		
6107014	ONL SD 8M		4/17/06	10:20	04/18/06	15:27	60		
6107016	ONL SD 10M		4/17/06	10:35	04/18/06	15:28	59		
6107018	ONL SD 12M		4/17/06	10:45	04/18/06	15:29	59		
6107020	ONL SD 14M		4/17/06	10:52	04/18/06	15:30	59		
6107022	ONL SD 16M	A	4/17/06	11:01	04/18/06	15:32	59		
6107023	ONL SD 16M	B	4/17/06	11:01	04/18/06	15:34	59		

Table B-3. Summary of nitrite analytical results

UFI Lab ID	Client ID	Triplicate	Sampling Date	Sampling Time (HH:MM)	Analysis Date	Analysis Time (HH:MM)	Nitrite (µg/L)	Data Validation Qualifier	Data Validation Comment
6107024	ONL SD 16M	C	4/17/06	11:01	04/18/06	15:35	58		
6107026	ONL SD 18M		4/17/06	11:14	04/18/06	15:36	60		
6114001	ONL SD Field Trip Blank		4/24/06	7:15	04/24/06	15:40	9	*U*	
6114002	ONL SD 0M	A	4/24/06	8:56	04/24/06	15:44	53		
6114003	ONL SD 0M	B	4/24/06	8:56	04/24/06	15:48	52		
6114004	ONL SD 0M	C	4/24/06	8:56	04/24/06	15:52	51		
6114006	ONL SD 2M		4/24/06	9:07	04/24/06	15:56	52		
6114010	ONL SD 4M		4/24/06	9:21	04/24/06	16:04	49		
6114012	ONL SD 6M		4/24/06	9:30	04/24/06	16:08	50		
6114014	ONL SD 8M		4/24/06	9:38	04/24/06	16:12	52		
6114016	ONL SD 10M		4/24/06	9:45	04/24/06	16:16	52		
6114018	ONL SD 12M		4/24/06	9:54	04/24/06	16:20	53		
6114020	ONL SD 14M		4/24/06	10:04	04/24/06	16:44	51		
6114022	ONL SD 16M	A	4/24/06	10:14	04/24/06	16:48	52		
6114023	ONL SD 16M	B	4/24/06	10:14	04/24/06	16:52	53		
6114024	ONL SD 16M	C	4/24/06	10:14	04/24/06	16:56	52		
6114026	ONL SD 18M		4/24/06	10:27	04/24/06	17:00	54		
6121001	ONL SD Field Trip Blank		5/1/06	7:10	05/02/06	17:42	9	*U*	
6121002	ONL SD 0M	A	5/1/06	8:50	05/02/06	17:44	54		
6121003	ONL SD 0M	B	5/1/06	8:55	05/02/06	17:45	53		
6121004	ONL SD 0M	C	5/1/06	9:00	05/02/06	17:47	52		
6121006	ONL SD 2M		5/1/06	9:20	05/02/06	17:48	52		
6121011	ONL SD 4M		5/1/06	9:34	05/02/06	17:49	53		
6121013	ONL SD 6M		5/1/06	9:40	05/02/06	18:00	53		
6121015	ONL SD 8M		5/1/06	9:49	05/02/06	18:01	53		
6121017	ONL SD 10M		5/1/06	9:59	05/02/06	18:02	52		
6121019	ONL SD 12M		5/1/06	10:10	05/02/06	18:03	52		
6121021	ONL SD 14M		5/1/06	10:17	05/02/06	18:04	53		
6121023	ONL SD 16M	A	5/1/06	10:25	05/02/06	18:07	55		
6121024	ONL SD 16M	B	5/1/06	10:25	05/02/06	18:08	56		
6121025	ONL SD 16M	C	5/1/06	10:25	05/02/06	18:09	55		
6121027	ONL SD 18M		5/1/06	10:40	05/02/06	18:10	55		

Table B-3. Summary of nitrite analytical results

UFI Lab ID	Client ID	Triplicate	Sampling Date	Sampling Time (HH:MM)	Analysis Date	Analysis Time (HH:MM)	Nitrite (µg/L)	Data Validation Qualifier	Data Validation Comment
6128001	ONL SD Field Trip Blank		5/8/06	7:10	05/09/06	12:24	9	*U*	
6128002	ONL SD 0M	A	5/8/06	9:00	05/09/06	12:45	49		
6128003	ONL SD 0M	B	5/8/06	9:05	05/09/06	12:48	54		
6128004	ONL SD 0M	C	5/8/06	9:09	05/09/06	12:49	57		
6128006	ONL SD 2M		5/8/06	9:05	05/09/06	12:50	55		
6128011	ONL SD 4M		5/8/06	9:13	05/09/06	12:51	55		
6128013	ONL SD 6M		5/8/06	9:25	05/09/06	13:04	49		
6128015	ONL SD 8M		5/8/06	9:38	05/09/06	13:05	52		
6128017	ONL SD 10M		5/8/06	9:47	05/09/06	13:06	56		
6128019	ONL SD 12M		5/8/06	10:02	05/09/06	13:07	56		
6128021	ONL SD 14M		5/8/06	10:13	05/09/06	13:26	54		
6128023	ONL SD 16M	A	5/8/06	10:25	05/09/06	13:28	56		
6128024	ONL SD 16M	B	5/8/06	10:26	05/09/06	13:30	55		
6128025	ONL SD 16M	C	5/8/06	10:27	05/09/06	13:31	56		
6128027	ONL SD 18M		5/8/06	10:42	05/09/06	13:32	54		
6135001	ONL SD Field Trip Blank		5/15/06	7:10	05/15/06	16:59	9	*U*	
6135002	ONL SD 0M	A	5/15/06	9:10	05/15/06	17:00	50		
6135003	ONL SD 0M	B	5/15/06	9:10	05/15/06	17:01	50		
6135004	ONL SD 0M	C	5/15/06	9:10	05/15/06	17:02	50		
6135006	ONL SD 2M		5/15/06	9:25	05/15/06	17:03	50		
6135011	ONL SD 4M		5/15/06	9:44	05/15/06	17:06	50		
6135013	ONL SD 6M		5/15/06	9:53	05/15/06	17:07	49		
6135015	ONL SD 8M		5/15/06	10:02	05/15/06	17:08	50		
6135017	ONL SD 10M		5/15/06	10:15	05/15/06	17:09	52		
6135019	ONL SD 12M		5/15/06	10:23	05/15/06	17:10	51		
6135021	ONL SD 14M		5/15/06	10:39	05/15/06	17:23	53		
6135023	ONL SD 16M	A	5/15/06	10:51	05/15/06	17:24	55		
6135024	ONL SD 16M	B	5/15/06	10:51	05/15/06	17:25	56		
6135025	ONL SD 16M	C	5/15/06	10:51	05/15/06	17:27	58		
6135027	ONL SD 18M		5/15/06	11:13	05/15/06	17:28	58		

Table B-3. Summary of nitrite analytical results

UFI Lab ID	Client ID	Triplicate	Sampling Date	Sampling Time (HH:MM)	Analysis Date	Analysis Time (HH:MM)	Nitrite (µg/L)	Data Validation Qualifier	Data Validation Comment
6142001	ONL SD Field Trip Blank		5/22/06	7:00	05/22/06	15:37	1	*J+*	Result less than method reporting limit; result within a factor of five of associated blank and may be biased high.
6142002	ONL SD 0M	A	5/22/06	9:18	05/22/06	15:38	50		
6142003	ONL SD 0M	B	5/22/06	9:18	05/22/06	15:39	49		
6142004	ONL SD 0M	C	5/22/06	9:18	05/22/06	15:40	50		
6142006	ONL SD 2M		5/22/06	9:25	05/22/06	15:41	48		
6142011	ONL SD 4M		5/22/06	9:49	05/22/06	15:44	48		
6142013	ONL SD 6M		5/22/06	10:00	05/22/06	15:45	48		
6142015	ONL SD 8M		5/22/06	10:12	05/22/06	15:46	48		
6142017	ONL SD 10M		5/22/06	10:25	05/22/06	15:47	48		
6142019	ONL SD 12M		5/22/06	10:38	05/22/06	15:48	48		
6142021	ONL SD 14M		5/22/06	10:52	05/22/06	16:01	46		
6142023	ONL SD 16M	A	5/22/06	11:12	05/22/06	16:03	49		
6142024	ONL SD 16M	B	5/22/06	11:12	05/22/06	16:04	50		
6142025	ONL SD 16M	C	5/22/06	11:12	05/22/06	16:05	51		
6142027	ONL SD 18M		5/22/06	11:34	05/22/06	16:06	53		
6150001	ONL SD Field Trip Blank		5/30/06	7:30	05/30/06	15:45	2	*J+*	Result less than method reporting limit; result within a factor of five of associated blank and may be biased high.
6150002	ONL SD 0M	A	5/30/06	9:28	05/30/06	15:46	47		
6150003	ONL SD 0M	B	5/30/06	9:28	05/30/06	15:48	47		
6150004	ONL SD 0M	C	5/30/06	9:28	05/30/06	15:49	46		
6150006	ONL SD 2M		5/30/06	9:47	05/30/06	15:50	49		
6150011	ONL SD 4M		5/30/06	10:02	05/30/06	15:52	49		
6150013	ONL SD 6M		5/30/06	10:10	05/30/06	15:53	49		
6150015	ONL SD 8M		5/30/06	10:18	05/30/06	15:55	53		
6150017	ONL SD 10M		5/30/06	10:27	05/30/06	15:56	56		
6150019	ONL SD 12M		5/30/06	10:35	05/30/06	15:57	59		
6150021	ONL SD 14M		5/30/06	10:46	05/30/06	16:06	68		

Table B-3. Summary of nitrite analytical results

UFI Lab ID	Client ID	Triplicate	Sampling Date	Sampling Time (HH:MM)	Analysis Date	Analysis Time (HH:MM)	Nitrite (µg/L)	Data Validation Qualifier	Data Validation Comment
6150023	ONL SD 16M	A	5/30/06	10:55	05/30/06	16:07	72		
6150024	ONL SD 16M	B	5/30/06	10:55	05/30/06	16:09	73		
6150025	ONL SD 16M	C	5/30/06	10:55	05/30/06	16:10	72		
6150027	ONL SD 18M		5/30/06	11:12	05/30/06	16:11	80		
6156001	ONL SD Field Trip Blank		6/5/06	7:30	06/05/06	15:45	2	*J+*	Result less than method reporting limit; result within a factor of five of associated blank and may be biased high.
6156002	ONL SD 0M	A	6/5/06	9:00	06/05/06	15:47	47		
6156003	ONL SD 0M	B	6/5/06	9:00	06/05/06	15:48	46		
6156004	ONL SD 0M	C	6/5/06	9:00	06/05/06	15:49	46		
6156006	ONL SD 2M		6/5/06	9:15	06/05/06	15:50	46		
6156011	ONL SD 4M		6/5/06	9:32	06/05/06	15:52	49		
6156013	ONL SD 6M		6/5/06	9:38	06/05/06	15:54	51		
6156015	ONL SD 8M		6/5/06	9:52	06/05/06	15:55	53		
6156017	ONL SD 10M		6/5/06	9:59	06/05/06	15:56	57		
6156019	ONL SD 12M		6/5/06	10:08	06/05/06	15:57	65		
6156021	ONL SD 14M		6/5/06	10:20	06/05/06	16:07	89		
6156023	ONL SD 16M	A	6/5/06	10:35	06/05/06	16:08	116		
6156024	ONL SD 16M	B	6/5/06	10:35	06/05/06	16:09	116		
6156025	ONL SD 16M	C	6/5/06	10:35	06/05/06	16:10	120		
6156027	ONL SD 18M		6/5/06	10:45	06/05/06	16:11	158		
6163003	ONL SD Field Trip Blank		6/12/06	9:20	06/13/06	15:14	2	*J+*	Result less than method reporting limit; result within a factor of five of associated blank and may be biased high.
6163004	ONL SD 0M	A	6/12/06	9:20	06/13/06	15:16	44		
6163005	ONL SD 0M	B	6/12/06	9:20	06/13/06	15:17	44		
6163006	ONL SD 0M	C	6/12/06	9:20	06/13/06	15:18	43		
6163008	ONL SD 2M		6/12/06	9:30	06/13/06	15:19	43		
6163013	ONL SD 4M		6/12/06	9:41	06/13/06	15:21	44		
6163015	ONL SD 6M		6/12/06	9:50	06/13/06	15:23	49		

Table B-3. Summary of nitrite analytical results

UFI Lab ID	Client ID	Triplicate	Sampling Date	Sampling Time (HH:MM)	Analysis Date	Analysis Time (HH:MM)	Nitrite (µg/L)	Data Validation Qualifier	Data Validation Comment
6163017	ONL SD 8M		6/12/06	10:00	06/13/06	15:24	56		
6163019	ONL SD 10M		6/12/06	10:09	06/13/06	15:25	52		
6163021	ONL SD 12M		6/12/06	10:18	06/13/06	15:26	58		
6163023	ONL SD 14M		6/12/06	10:23	06/13/06	15:36	76		
6163024	ONL SD 15M		6/12/06	10:30	06/13/06	15:37	92		
6163025	ONL SD 16M	A	6/12/06	10:40	06/13/06	15:38	90		
6163026	ONL SD 16M	B	6/12/06	10:40	06/13/06	15:39	90		
6163028	ONL SD 17M		6/12/06	10:45	06/13/06	15:40	81		
6163029	ONL SD 18M		6/12/06	10:49	06/13/06	15:43	119		
6163030	ONL SD 19M		6/12/06	11:03	06/13/06	15:44	227		
6170001	ONL SD Field Trip Blank		6/19/06	7:15	06/19/06	15:06	3	*J+*	Result less than method reporting limit; result within a factor of five of associated blank and may be biased high.
6170002	ONL SD 0M	A	6/19/06	9:15	06/19/06	15:08	48		
6170003	ONL SD 0M	B	6/19/06	9:15	06/19/06	15:09	48		
6170004	ONL SD 0M	C	6/19/06	9:15	06/19/06	15:10	49		
6170006	ONL SD 2M		6/19/06	9:24	06/19/06	15:11	47		
6170011	ONL SD 4M		6/19/06	9:41	06/19/06	15:13	43		
6170013	ONL SD 6M		6/19/06	9:50	06/19/06	15:15	44		
6170015	ONL SD 8M		6/19/06	9:59	06/19/06	15:16	42		
6170017	ONL SD 10M		6/19/06	10:13	06/19/06	15:17	35		
6170019	ONL SD 12M		6/19/06	10:22	06/19/06	15:18	29		
6170020	ONL SD 13M		6/19/06	10:29	06/19/06	15:27	29		
6170021	ONL SD 14M		6/19/06	10:37	06/19/06	15:29	28		
6170022	ONL SD 15M		6/19/06	10:50	06/19/06	15:30	32		
6170023	ONL SD 16M	A	6/19/06	11:00	06/19/06	15:31	37		
6170024	ONL SD 16M	B	6/19/06	11:00	06/19/06	15:32	37		
6170025	ONL SD 16M	C	6/19/06	11:00	06/19/06	15:34	37		
6170026	ONL SD 17M		6/19/06	11:15	06/19/06	15:36	67		
6170027	ONL SD 18M		6/19/06	11:20	06/19/06	15:37	156		
6170028	ONL SD 19M		6/19/06	11:35	06/19/06	15:38	241		

Table B-3. Summary of nitrite analytical results

UFI Lab ID	Client ID	Triplicate	Sampling Date	Sampling Time (HH:MM)	Analysis Date	Analysis Time (HH:MM)	Nitrite (µg/L)	Data Validation Qualifier	Data Validation Comment
6177001	ONL SD Field Trip Blank		6/26/06	7:30	06/27/06	12:07	2	*J+*	Result less than method reporting limit; result within a factor of five of associated blank and may be biased high.
6177002	ONL SD 0M	A	6/26/06	10:00	06/27/06	12:09	47		
6177003	ONL SD 0M	B	6/26/06	10:00	06/27/06	12:10	45		
6177004	ONL SD 0M	C	6/26/06	10:00	06/27/06	12:11	45		
6177006	ONL SD 2M		6/26/06	10:15	06/27/06	12:12	47		
6177011	ONL SD 4M		6/26/06	10:35	06/27/06	12:14	45		
6177013	ONL SD 6M		6/26/06	10:48	06/27/06	12:16	43		
6177015	ONL SD 8M		6/26/06	10:56	06/27/06	12:17	40		
6177016	ONL SD 9M		6/26/06	11:02	06/27/06	12:18	54		
6177017	ONL SD 10M		6/26/06	11:10	06/27/06	12:19	47		
6177018	ONL SD 11M		6/26/06	11:25	06/27/06	12:28	55		
6177019	ONL SD 12M		6/26/06	11:30	06/27/06	12:30	71		
6177020	ONL SD 13M		6/26/06	11:43	06/27/06	12:31	79		
6177021	ONL SD 14M		6/26/06	11:50	06/27/06	12:32	90		
6177022	ONL SD 15M		6/26/06	11:55	06/27/06	12:33	98		
6177023	ONL SD 16M	A	6/26/06	12:02	06/27/06	12:35	133		
6177024	ONL SD 16M	B	6/26/06	12:02	06/27/06	12:37	129		
6177025	ONL SD 16M	C	6/26/06	12:02	06/27/06	12:38	129		
6177026	ONL SD 17M		6/26/06	12:15	06/27/06	12:39	128		
6177027	ONL SD 18M		6/26/06	12:25	06/27/06	12:40	189	*J*	Matrix spike recovered below criteria
6177028	ONL SD 19M		6/26/06	12:35	06/29/06	15:10	291	*J*	Sample analyzed between 49-96 hours after sample collection
6185002	ONL SD 0M	A	7/4/06	10:00	07/05/06	16:32	43		
6185003	ONL SD 0M	B	7/4/06	10:00	07/05/06	16:34	44		
6185004	ONL SD 0M	C	7/4/06	10:00	07/05/06	16:35	44		
6185006	ONL SD 2M		7/4/06	10:12	07/05/06	16:36	44		
6185011	ONL SD 4M		7/4/06	10:36	07/05/06	16:38	45		

Table B-3. Summary of nitrite analytical results

UFI Lab ID	Client ID	Triplicate	Sampling Date	Sampling Time (HH:MM)	Analysis Date	Analysis Time (HH:MM)	Nitrite (µg/L)	Data Validation Qualifier	Data Validation Comment
6185013	ONL SD 6M		7/4/06	10:40	07/05/06	16:39	49		
6185015	ONL SD 8M		7/4/06	10:50	07/05/06	16:41	65		
6185016	ONL SD 9M		7/4/06	11:00	07/05/06	16:42	32		
6185017	ONL SD 10M		7/4/06	11:05	07/05/06	16:43	40		
6185018	ONL SD 11M		7/4/06	11:15	07/05/06	16:52	65		
6185019	ONL SD 12M		7/4/06	11:24	07/05/06	16:53	70		
6185020	ONL SD 13M		7/4/06	11:29	07/05/06	16:55	79		
6185021	ONL SD 14M		7/4/06	11:40	07/05/06	16:56	100		
6185022	ONL SD 15M		7/4/06	11:44	07/05/06	16:57	124		
6185023	ONL SD 16M	A	7/4/06	11:55	07/05/06	16:59	125		
6185024	ONL SD 16M	B	7/4/06	11:53	07/05/06	17:00	124		
6185025	ONL SD 16M	C	7/4/06	11:53	07/05/06	17:02	125		
6185026	ONL SD 17M		7/4/06	11:57	07/05/06	17:03	162		
6185027	ONL SD 18M		7/4/06	12:00	07/05/06	17:04	175		
6185028	ONL SD 19M		7/4/06	12:18	07/05/06	17:05	182		
6191023	ONL SD Field Trip Blank		7/10/06	7:30	07/11/06	10:35	9	*U*	
6191024	ONL SD 0M	A	7/10/06	9:30	07/11/06	10:37	43		
6191025	ONL SD 0M	B	7/10/06	9:30	07/11/06	10:38	42		
6191026	ONL SD 0M	C	7/10/06	9:30	07/11/06	10:39	42		
6191028	ONL SD 2M		7/10/06	9:43	07/11/06	10:40	42		
6191033	ONL SD 4M		7/10/06	10:00	07/11/06	10:42	42		
6191035	ONL SD 6M		7/10/06	10:13	07/11/06	10:43	67		
6191036	ONL SD 7M		7/10/06	10:31	07/11/06	10:51	83		
6191037	ONL SD 8M		7/10/06	10:34	07/11/06	10:52	75		
6191038	ONL SD 9M		7/10/06	10:42	07/11/06	10:53	59		
6191039	ONL SD 10M		7/10/06	10:48	07/11/06	10:54	55		
6191040	ONL SD 11M		7/10/06	11:00	07/11/06	10:57	73		
6191041	ONL SD 12M		7/10/06	11:05	07/11/06	10:58	89		
6191042	ONL SD 13M		7/10/06	11:15	07/11/06	10:59	102		
6191043	ONL SD 14M		7/10/06	11:22	07/11/06	11:00	115		
6191044	ONL SD 15M		7/10/06	11:30	07/11/06	11:02	116	*J*	Matrix spike recovered below criteria

Table B-3. Summary of nitrite analytical results

UFI Lab ID	Client ID	Triplicate	Sampling Date	Sampling Time (HH:MM)	Analysis Date	Analysis Time (HH:MM)	Nitrite (µg/L)	Data Validation Qualifier	Data Validation Comment
6191045	ONL SD 16M	A	7/10/06	11:42	07/11/06	11:04	134		
6191046	ONL SD 16M	B	7/10/06	11:42	07/11/06	11:10	132		
6191047	ONL SD 16M	C	7/10/06	11:42	07/11/06	11:11	130		
6191048	ONL SD 17M		7/10/06	11:55	07/11/06	11:12	130		
6191049	ONL SD 18M		7/10/06	12:02	07/11/06	11:13	147		
6191050	ONL SD 19M		7/10/06	12:20	07/11/06	11:16	209		
6198003	ONL SD Field Trip Blank		7/17/06	6:40	07/18/06	14:28	9	*U*	
6198004	ONL SD 0M	A	7/17/06	9:15	07/18/06	14:29	41		
6198005	ONL SD 0M	B	7/17/06	9:16	07/18/06	14:30	40		
6198006	ONL SD 0M	C	7/17/06	9:17	07/18/06	14:31	40		
6198008	ONL SD 2M		7/17/06	9:36	07/18/06	14:33	40		
6198013	ONL SD 4M		7/17/06	9:54	07/18/06	14:35	39		
6198015	ONL SD 6M		7/17/06	10:05	07/18/06	14:36	39		
6198016	ONL SD 7M		7/17/06	10:15	07/18/06	14:37	74		
6198017	ONL SD 8M		7/17/06	10:19	07/18/06	14:38	142		
6198018	ONL SD 9M		7/17/06	10:27	07/18/06	14:40	88		
6198019	ONL SD 10M		7/17/06	10:39	07/18/06	14:47	81		
6198020	ONL SD 11M		7/17/06	10:48	07/18/06	14:48	78		
6198021	ONL SD 12M		7/17/06	10:55	07/18/06	14:49	86		
6198022	ONL SD 13M		7/17/06	11:02	07/18/06	14:50	124		
6198023	ONL SD 14M		7/17/06	11:07	07/18/06	14:51	114		
6198024	ONL SD 15M		7/17/06	11:12	07/18/06	14:54	119		
6198025	ONL SD 16M	A	7/17/06	11:19	07/18/06	14:55	130		
6198026	ONL SD 16M	B	7/17/06	11:21	07/18/06	14:56	129		
6198027	ONL SD 16M	C	7/17/06	11:24	07/18/06	14:57	128		
6198028	ONL SD 17M		7/17/06	11:29	07/18/06	14:58	136		
6198029	ONL SD 18M		7/17/06	11:36	07/18/06	14:59	179		
6198030	ONL SD 19M		7/17/06	11:50	07/18/06	15:01	135		
6205005	ONL SD Field Trip Blank		7/24/06	7:10	07/25/06	11:29	9	*U*	
6205006	ONL SD 0M	A	7/24/06	9:10	07/25/06	11:30	41		
6205007	ONL SD 0M	B	7/24/06	9:10	07/25/06	11:32	41		
6205008	ONL SD 0M	C	7/24/06	9:10	07/25/06	11:33	41		

Table B-3. Summary of nitrite analytical results

UFI Lab ID	Client ID	Triplicate	Sampling Date	Sampling Time (HH:MM)	Analysis Date	Analysis Time (HH:MM)	Nitrite (µg/L)	Data Validation Qualifier	Data Validation Comment
6205010	ONL SD 2M		7/24/06	9:38	07/25/06	11:34	42		
6205015	ONL SD 4M		7/24/06	9:55	07/25/06	11:36	43		
6205017	ONL SD 6M		7/24/06	10:05	07/25/06	11:37	79		
6205018	ONL SD 7M		7/24/06	10:14	07/25/06	11:39	85		
6205019	ONL SD 8M		7/24/06	10:23	07/25/06	11:40	108		
6205020	ONL SD 9M		7/24/06	10:35	07/25/06	11:41	78		
6205021	ONL SD 10M		7/24/06	10:45	07/25/06	11:49	77		
6205022	ONL SD 11M		7/24/06	10:55	07/25/06	11:50	89		
6205023	ONL SD 12M		7/24/06	11:02	07/25/06	11:52	102		
6205024	ONL SD 13M		7/24/06	11:15	07/25/06	11:53	114		
6205025	ONL SD 14M		7/24/06	11:25	07/25/06	11:54	120		
6205026	ONL SD 15M		7/24/06	11:35	07/25/06	11:56	124		
6205027	ONL SD 16M	A	7/24/06	11:47	07/25/06	11:57	141		
6205028	ONL SD 16M	B	7/24/06	11:47	07/25/06	11:59	140		
6205029	ONL SD 16M	C	7/24/06	11:47	07/25/06	12:00	140		
6205030	ONL SD 17M		7/24/06	12:14	07/25/06	12:01	150		
6205031	ONL SD 18M		7/24/06	12:18	07/25/06	12:02	175		
6205032	ONL SD 19M		7/24/06	12:40	07/25/06	12:03	4	*J*	Result less than method reporting limit
6212001	ONL SD Field Trip Blank		7/31/06	7:15	08/02/06	12:09	9	*UJ*	Sample analyzed between 49-96 hours after sample collection; associated ICV and CCVs recovered below criteria
6212002	ONL SD 0M	A	7/31/06	9:00	08/02/06	12:10	45	*J*	Sample analyzed between 49-96 hours after sample collection; associated ICV and CCVs recovered below criteria
6212003	ONL SD 0M	B	7/31/06	9:05	08/02/06	12:11	44	*J*	Sample analyzed between 49-96 hours after sample collection; associated ICV and CCVs recovered below criteria

Table B-3. Summary of nitrite analytical results

UFI Lab ID	Client ID	Triplicate	Sampling Date	Sampling Time (HH:MM)	Analysis Date	Analysis Time (HH:MM)	Nitrite (µg/L)	Data Validation Qualifier	Data Validation Comment
6212004	ONL SD 0M	C	7/31/06	9:10	08/02/06	12:12	48	*J*	Sample analyzed between 49-96 hours after sample collection; associated ICV and CCVs recovered below criteria
6212006	ONL SD 2M		7/31/06	9:17	08/02/06	12:13	45	*J*	Sample analyzed between 49-96 hours after sample collection; associated ICV and CCVs recovered below criteria
6212011	ONL SD 4M		7/31/06	9:28	08/02/06	12:16	46	*J*	Sample analyzed between 49-96 hours after sample collection; associated ICV and CCVs recovered below criteria
6212013	ONL SD 6M		7/31/06	9:35	08/02/06	12:17	39	*J*	Sample analyzed between 49-96 hours after sample collection; associated ICV and CCVs recovered below criteria
6212014	ONL SD 7M		7/31/06	9:40	08/02/06	12:18	54	*J*	Sample analyzed between 49-96 hours after sample collection; associated ICV and CCVs recovered below criteria
6212015	ONL SD 8M		7/31/06	9:50	08/02/06	12:19	39	*J*	Sample analyzed between 49-96 hours after sample collection; associated ICV and CCVs recovered below criteria
6212016	ONL SD 9M		7/31/06	10:12	08/02/06	12:21	36	*J*	Sample analyzed between 49-96 hours after sample collection; associated ICV and CCVs recovered below criteria
6212017	ONL SD 10M		7/31/06	12:20	08/02/06	12:28	21	*J*	Sample analyzed between 49-96 hours after sample collection; associated ICV and CCVs recovered below criteria

Table B-3. Summary of nitrite analytical results

UFI Lab ID	Client ID	Triplicate	Sampling Date	Sampling Time (HH:MM)	Analysis Date	Analysis Time (HH:MM)	Nitrite (µg/L)	Data Validation Qualifier	Data Validation Comment
6212018	ONL SD 11M		7/31/06	12:27	08/02/06	12:29	30	*J*	Sample analyzed between 49-96 hours after sample collection; associated ICV and CCVs recovered below criteria
6212019	ONL SD 12M		7/31/06	10:38	08/02/06	12:30	86	*J*	Sample analyzed between 49-96 hours after sample collection; associated ICV and CCVs recovered below criteria
6212020	ONL SD 13M		7/31/06	10:48	08/02/06	12:31	104	*J*	Sample analyzed between 49-96 hours after sample collection; associated ICV and CCVs recovered below criteria
6212021	ONL SD 14M		7/31/06	10:58	08/02/06	12:32	110	*J*	Sample analyzed between 49-96 hours after sample collection; associated ICV and CCVs recovered below criteria
6212022	ONL SD 15M		7/31/06	11:08	08/02/06	12:35	118	*J*	Sample analyzed between 49-96 hours after sample collection; associated ICV and CCVs recovered below criteria
6212023	ONL SD 16M	A	7/31/06	11:22	08/02/06	12:36	122	*J*	Sample analyzed between 49-96 hours after sample collection; associated ICV and CCVs recovered below criteria
6212024	ONL SD 16M	B	7/31/06	11:30	08/02/06	12:37	120	*J*	Sample analyzed between 49-96 hours after sample collection; associated ICV and CCVs recovered below criteria
6212025	ONL SD 16M	C	7/31/06	11:30	08/02/06	12:38	125	*J*	Sample analyzed between 49-96 hours after sample collection; associated ICV and CCVs recovered below criteria

Table B-3. Summary of nitrite analytical results

UFI Lab ID	Client ID	Triplicate	Sampling Date	Sampling Time (HH:MM)	Analysis Date	Analysis Time (HH:MM)	Nitrite (µg/L)	Data Validation Qualifier	Data Validation Comment
6212026	ONL SD 17M		7/31/06	11:34	08/02/06	12:39	131	*J*	Sample analyzed between 49-96 hours after sample collection; associated ICV and CCVs recovered below criteria
6212027	ONL SD 18M		7/31/06	11:45	08/02/06	12:40	138	*J*	Sample analyzed between 49-96 hours after sample collection; associated ICV and CCVs recovered below criteria
6212028	ONL SD 19M		7/31/06	11:53	08/02/06	12:42	200	*J*	Sample analyzed between 49-96 hours after sample collection; associated ICV and CCVs recovered below criteria
6219009	ONL SD Field Trip Blank		8/7/06	7:10	08/08/06	11:25	9	*U*	
6219010	ONL SD 0M	A	8/7/06	9:30	08/08/06	11:26	45		
6219011	ONL SD 0M	B	8/7/06	9:35	08/08/06	11:27	45		
6219012	ONL SD 0M	C	8/7/06	9:40	08/08/06	11:29	44		
6219014	ONL SD 2M		8/7/06	11:07	08/08/06	11:30	43		
6219019	ONL SD 4M		8/7/06	11:30	08/08/06	11:32	45		
6219021	ONL SD 6M		8/7/06	11:38	08/08/06	11:33	47		
6219022	ONL SD 7M		8/7/06	11:40	08/08/06	11:34	40		
6219023	ONL SD 8M		8/7/06	11:52	08/08/06	11:36	7	*J*	Result less than method reporting limit
6219024	ONL SD 9M		8/7/06	12:02	08/08/06	11:37	9	*U*	
6219025	ONL SD 10M		8/7/06	12:09	08/08/06	11:44	4	*J*	Result less than method reporting limit
6219026	ONL SD 11M		8/7/06	12:21	08/08/06	11:45	55		
6219027	ONL SD 12M		8/7/06	12:30	08/08/06	11:46	102		
6219028	ONL SD 13M		8/7/06	12:40	08/08/06	11:47	122		
6219029	ONL SD 14M		8/7/06	12:43	08/08/06	11:48	144		
6219030	ONL SD 15M		8/7/06	13:00	08/08/06	11:51	166		
6219031	ONL SD 16M	A	8/7/06	13:03	08/08/06	11:52	168		
6219032	ONL SD 16M	B	8/7/06	13:09	08/08/06	11:53	170		

Table B-3. Summary of nitrite analytical results

UFI Lab ID	Client ID	Triplicate	Sampling Date	Sampling Time (HH:MM)	Analysis Date	Analysis Time (HH:MM)	Nitrite (µg/L)	Data Validation Qualifier	Data Validation Comment
6219033	ONL SD 16M	C	8/7/06	13:15	08/08/06	11:54	174		
6219034	ONL SD 17M		8/7/06	13:30	08/08/06	11:55	9	*U*	
6219035	ONL SD 18M		8/7/06	13:36	08/08/06	12:01	9	*U*	
6219036	ONL SD 19M		8/7/06	14:00	08/08/06	12:02	9	*U*	
6226007	ONL SD Field Trip Blank		8/14/06	7:15	08/15/06	12:56	9	*U*	
6226008	ONL SD 0M	A	8/14/06	9:15	08/15/06	12:57	44		
6226009	ONL SD 0M	B	8/14/06	9:15	08/15/06	12:59	43		
6226010	ONL SD 0M	C	8/14/06	9:15	08/15/06	13:00	44		
6226012	ONL SD 2M		8/14/06	9:25	08/15/06	13:01	44		
6226017	ONL SD 4M		8/14/06	9:50	08/15/06	13:03	42		
6226019	ONL SD 6M		8/14/06	10:10	08/15/06	13:04	38		
6226020	ONL SD 7M		8/14/06	10:20	08/15/06	13:06	12		
6226021	ONL SD 8M		8/14/06	10:30	08/15/06	13:07	9	*U*	
6226022	ONL SD 9M		8/14/06	10:39	08/15/06	13:08	9	*U*	
6226023	ONL SD 10M		8/14/06	10:50	08/15/06	13:15	9	*U*	
6226024	ONL SD 11M		8/14/06	11:09	08/15/06	13:16	9	*U*	
6226025	ONL SD 12M		8/14/06	11:20	08/15/06	13:17	9	*U*	
6226026	ONL SD 13M		8/14/06	11:32	08/15/06	13:18	29		
6226027	ONL SD 14M		8/14/06	11:40	08/15/06	13:20	70		
6226028	ONL SD 15M		8/14/06	12:00	08/15/06	13:22	107		
6226029	ONL SD 16M	A	8/14/06	12:15	08/15/06	13:23	134		
6226030	ONL SD 16M	B	8/14/06	12:15	08/15/06	13:24	135		
6226031	ONL SD 16M	C	8/14/06	12:15	08/15/06	13:25	136		
6226032	ONL SD 17M		8/14/06	12:38	08/15/06	13:27	147		
6226033	ONL SD 18M		8/14/06	12:50	08/15/06	13:28	26		
6226034	ONL SD 19M		8/14/06	12:54	08/15/06	13:29	9	*U*	
6233002	ONL SD Field Trip Blank		8/21/06	7:20	08/22/06	13:18	9	*U*	
6233003	ONL SD 0M	A	8/21/06	8:40	08/22/06	13:19	40		
6233004	ONL SD 0M	B	8/21/06	8:40	08/22/06	13:20	40		
6233005	ONL SD 0M	C	8/21/06	8:40	08/22/06	13:21	40		
6233007	ONL SD 2M		8/21/06	8:50	08/22/06	13:23	41		
6233012	ONL SD 4M		8/21/06	9:10	08/22/06	13:25	40		

Table B-3. Summary of nitrite analytical results

UFI Lab ID	Client ID	Triplicate	Sampling Date	Sampling Time (HH:MM)	Analysis Date	Analysis Time (HH:MM)	Nitrite (µg/L)	Data Validation Qualifier	Data Validation Comment
6233014	ONL SD 6M		8/21/06	9:20	08/22/06	13:26	40		
6233015	ONL SD 7M		8/21/06	9:27	08/22/06	13:27	41		
6233016	ONL SD 8M		8/21/06	9:31	08/22/06	13:28	26		
6233017	ONL SD 9M		8/21/06	9:45	08/22/06	13:30	16		
6233018	ONL SD 10M		8/21/06	9:55	08/22/06	13:37	9	*U*	
6233019	ONL SD 11M		8/21/06	10:00	08/22/06	13:38	3	*J*	Result less than method reporting limit
6233020	ONL SD 12M		8/21/06	10:10	08/22/06	13:39	11		
6233021	ONL SD 13M		8/21/06	10:16	08/22/06	13:40	44		
6233022	ONL SD 14M		8/21/06	10:25	08/22/06	13:41	103		
6233023	ONL SD 15M		8/21/06	10:36	08/22/06	13:44	157		
6233024	ONL SD 16M	A	8/21/06	10:40	08/22/06	13:45	187		
6233025	ONL SD 16M	B	8/21/06	10:40	08/22/06	13:46	187		
6233026	ONL SD 16M	C	8/21/06	10:40	08/22/06	13:47	190		
6233027	ONL SD 17M		8/21/06	10:55	08/22/06	13:48	247		
6233028	ONL SD 18M		8/21/06	11:05	08/22/06	13:54	55		
6233029	ONL SD 19M		8/21/06	11:15	08/22/06	13:55	9	*U*	
6241035	ONL SD Field Trip Blank		8/29/06	7:00	08/30/06	12:20	9	*U*	
6241036	ONL SD 0M	A	8/29/06	9:15	08/30/06	12:21	34		
6241037	ONL SD 0M	B	8/29/06	9:15	08/30/06	12:22	25		
6241038	ONL SD 0M	C	8/29/06	9:15	08/30/06	12:24	28		
6241040	ONL SD 2M		8/29/06	9:26	08/30/06	12:25	29	*J*	Laboratory duplicate precision criterion exceeded
6241045	ONL SD 4M		8/29/06	9:35	08/30/06	12:27	36		
6241047	ONL SD 6M		8/29/06	9:45	08/30/06	12:28	35		
6241048	ONL SD 7M		8/29/06	9:51	08/30/06	12:29	29		
6241049	ONL SD 8M		8/29/06	9:56	08/30/06	12:31	9	*U*	
6241050	ONL SD 9M		8/29/06	9:59	08/30/06	12:32	9	*U*	
6241051	ONL SD 10M		8/29/06	10:07	08/30/06	12:39	4	*J*	Result less than method reporting limit
6241052	ONL SD 11M		8/29/06	10:12	08/30/06	12:40	5	*J*	Result less than method reporting limit

Table B-3. Summary of nitrite analytical results

UFI Lab ID	Client ID	Triplicate	Sampling Date	Sampling Time (HH:MM)	Analysis Date	Analysis Time (HH:MM)	Nitrite (µg/L)	Data Validation Qualifier	Data Validation Comment
6241053	ONL SD 12M		8/29/06	10:16	08/30/06	12:41	18		
6241054	ONL SD 13M		8/29/06	10:21	08/30/06	12:42	44		
6241055	ONL SD 14M		8/29/06	10:26	08/30/06	12:43	95	*J*	Laboratory duplicate precision criterion exceeded
6241056	ONL SD 15M		8/29/06	10:31	08/30/06	12:46	72		
6241057	ONL SD 16M	A	8/29/06	10:36	08/30/06	12:47	179		
6241058	ONL SD 16M	B	8/29/06	10:36	08/30/06	12:48	162		
6241059	ONL SD 16M	C	8/29/06	10:36	08/30/06	12:49	191		
6241060	ONL SD 17M		8/29/06	10:41	08/30/06	12:50	153		
6241061	ONL SD 18M		8/29/06	10:45	08/30/06	12:56	9	*U*	
6241062	ONL SD 19M		8/29/06	11:00	08/30/06	12:57	9	*U*	
6248012	ONL SD Field Trip Blank		9/5/06	7:15	09/05/06	14:11	9	*U*	
6248013	ONL SD 0M	A	9/5/06	9:00	09/05/06	14:12	29		
6248014	ONL SD 0M	B	9/5/06	9:00	09/05/06	14:13	29		
6248015	ONL SD 0M	C	9/5/06	9:00	09/05/06	14:15	31		
6248017	ONL SD 2M		9/5/06	9:25	09/05/06	14:16	29	*J*	Laboratory duplicate precision criterion exceeded
6248022	ONL SD 4M		9/5/06	9:33	09/05/06	14:18	30		
6248024	ONL SD 6M		9/5/06	9:41	09/05/06	14:19	33		
6248026	ONL SD 8M		9/5/06	9:48	09/05/06	14:20	27		
6248028	ONL SD 10M		9/5/06	10:00	09/05/06	14:22	7	*J*	Result less than method reporting limit
6248029	ONL SD 11M		9/5/06	10:08	09/05/06	14:23	14		
6248030	ONL SD 12M		9/5/06	10:15	09/05/06	14:30	8	*J*	Result less than method reporting limit
6248031	ONL SD 13M		9/5/06	10:26	09/05/06	14:31	18		
6248032	ONL SD 14M		9/5/06	10:35	09/05/06	14:32	88		
6248033	ONL SD 15M		9/5/06	10:41	09/05/06	14:33	79		
6248034	ONL SD 16M	A	9/5/06	10:50	09/05/06	14:34	107	*J*	Laboratory duplicate precision criterion exceeded
6248035	ONL SD 16M	B	9/5/06	10:50	09/05/06	14:37	97		
6248036	ONL SD 16M	C	9/5/06	10:58	09/05/06	14:38	92		

Table B-3. Summary of nitrite analytical results

UFI Lab ID	Client ID	Triplicate	Sampling Date	Sampling Time (HH:MM)	Analysis Date	Analysis Time (HH:MM)	Nitrite (µg/L)	Data Validation Qualifier	Data Validation Comment
6248037	ONL SD 17M		9/5/06	11:08	09/05/06	14:39	9	*U*	
6248038	ONL SD 18M		9/5/06	11:13	09/05/06	14:40	11		
6248039	ONL SD 19M		9/5/06	11:30	09/05/06	14:41	9	*U*	
6254002	ONL SD Field Trip Blank		9/11/06	7:10	09/11/06	13:18	9	*U*	
6254003	ONL SD 0M	A	9/11/06	8:50	09/11/06	13:19	25		
6254004	ONL SD 0M	B	9/11/06	8:50	09/11/06	13:20	28		
6254005	ONL SD 0M	C	9/11/06	8:50	09/11/06	13:21	33		
6254007	ONL SD 2M		9/11/06	9:00	09/11/06	13:22	22	*J*	Laboratory duplicate precision criterion exceeded
6254012	ONL SD 4M		9/11/06	9:16	09/11/06	13:25	29		
6254014	ONL SD 6M		9/11/06	9:24	09/11/06	13:26	33		
6254016	ONL SD 8M		9/11/06	9:43	09/11/06	13:27	12		
6254017	ONL SD 9M		9/11/06	9:48	09/11/06	13:28	5	*J*	Result less than method reporting limit
6254018	ONL SD 10M		9/11/06	9:53	09/11/06	13:29	3	*J*	Result less than method reporting limit
6254019	ONL SD 11M		9/11/06	10:00	09/11/06	13:36	9	*U*	
6254020	ONL SD 12M		9/11/06	10:05	09/11/06	13:37	22		
6254021	ONL SD 13M		9/11/06	10:14	09/11/06	13:39	39		
6254022	ONL SD 14M		9/11/06	10:19	09/11/06	13:40	91		
6254023	ONL SD 15M		9/11/06	10:26	09/11/06	13:41	101	*J*	Laboratory duplicate precision criterion exceeded
6254024	ONL SD 16M	A	9/11/06	10:32	09/11/06	13:43	27		
6254025	ONL SD 16M	B	9/11/06	10:32	09/11/06	13:44	16		
6254026	ONL SD 16M	C	9/11/06	10:32	09/11/06	13:46	21		
6254027	ONL SD 17M		9/11/06	10:53	09/11/06	13:47	3	*J*	Result less than method reporting limit
6254028	ONL SD 18M		9/11/06	10:54	09/11/06	13:48	9	*U*	
6254029	ONL SD 19M		9/11/06	11:05	09/11/06	13:49	9	*U*	
6261001	ONL SD Field Trip Blank		9/18/06	7:10	09/19/06	12:41	9	*U*	
6261002	ONL SD 0M	A	9/18/06	11:10	09/19/06	12:42	32		
6261003	ONL SD 0M	B	9/18/06	11:12	09/19/06	12:43	31		

Table B-3. Summary of nitrite analytical results

UFI Lab ID	Client ID	Triplicate	Sampling Date	Sampling Time (HH:MM)	Analysis Date	Analysis Time (HH:MM)	Nitrite (µg/L)	Data Validation Qualifier	Data Validation Comment
6261004	ONL SD 0M	C	9/18/06	11:20	09/19/06	12:44	32		
6261006	ONL SD 2M		9/18/06	11:24	09/19/06	12:45	31		
6261010	ONL SD 4M		9/18/06	11:33	09/19/06	12:48	31		
6261012	ONL SD 6M		9/18/06	11:47	09/19/06	12:49	30		
6261014	ONL SD 8M		9/18/06	11:58	09/19/06	12:50	25		
6261015	ONL SD 9M		9/18/06	12:10	09/19/06	12:51	23		
6261016	ONL SD 10M		9/18/06	12:12	09/19/06	12:52	16		
6261017	ONL SD 11M		9/18/06	12:30	09/19/06	12:59	7	*J*	Result less than method reporting limit
6261018	ONL SD 12M		9/18/06	12:40	09/19/06	13:00	53		
6261019	ONL SD 13M		9/18/06	12:50	09/19/06	13:02	73		
6261020	ONL SD 14M		9/18/06	13:05	09/19/06	13:03	98		
6261021	ONL SD 15M		9/18/06	12:15	09/19/06	13:04	132		
6261022	ONL SD 16M	A	9/18/06	13:35	09/19/06	13:06	41	*J*	Field triplicate precision exceeded criterion
6261023	ONL SD 16M	B	9/18/06	13:40	09/19/06	13:07	57	*J*	Field triplicate precision exceeded criterion
6261024	ONL SD 16M	C	9/18/06	13:45	09/19/06	13:09	20	*J*	Field triplicate precision exceeded criterion
6261025	ONL SD 17M		9/18/06	13:53	09/19/06	13:10	22		
6261026	ONL SD 18M		9/18/06	14:10	09/19/06	13:11	9	*U*	
6261027	ONL SD 19M		9/18/06	14:25	09/19/06	13:12	9	*U*	
6268004	ONL SD Field Trip Blank		9/25/06	7:15	09/27/06	9:11	9	*UJ*	Sample analyzed between 49-96 hours after sample collection
6268005	ONL SD 0M	A	9/25/06	9:00	09/27/06	9:12	30	*J*	Sample analyzed between 49-96 hours after sample collection
6268006	ONL SD 0M	B	9/25/06	9:00	09/27/06	9:13	29	*J*	Sample analyzed between 49-96 hours after sample collection

Table B-3. Summary of nitrite analytical results

UFI Lab ID	Client ID	Triplicate	Sampling Date	Sampling Time (HH:MM)	Analysis Date	Analysis Time (HH:MM)	Nitrite (µg/L)	Data Validation Qualifier	Data Validation Comment
6268007	ONL SD 0M	C	9/25/06	9:00	09/27/06	9:14	30	*J*	Sample analyzed between 49-96 hours after sample collection
6268009	ONL SD 2M		9/25/06	9:17	09/27/06	9:16	30		
6268014	ONL SD 4M		9/25/06	9:35	09/27/06	9:18	30		
6268016	ONL SD 6M		9/25/06	9:45	09/27/06	9:19	30		
6268020	ONL SD 10M		9/25/06	10:10	09/27/06	9:20	33		
6268021	ONL SD 11M		9/25/06	10:15	09/27/06	9:21	18		
6268022	ONL SD 12M		9/25/06	10:27	09/27/06	9:23	61		
6268023	ONL SD 13M		9/25/06	10:36	09/27/06	9:30	143		
6268024	ONL SD 14M		9/25/06	10:46	09/27/06	9:31	133		
6268025	ONL SD 15M		9/25/06	10:56	09/27/06	9:32	9	*U*	
6268026	ONL SD 16M	A	9/25/06	11:10	09/27/06	9:33	9	*U*	
6268027	ONL SD 16M	B	9/25/06	11:10	09/27/06	9:34	9	*U*	
6268028	ONL SD 16M	C	9/25/06	11:10	09/27/06	9:37	9	*U*	
6268029	ONL SD 17M		9/25/06	11:22	09/27/06	9:38	9	*U*	
6268030	ONL SD 18M		9/25/06	11:40	09/27/06	9:39	9	*U*	
6268031	ONL SD 19M		9/25/06	11:51	09/27/06	9:40	9	*U*	
6275001	ONL SD Field Trip Blank		10/2/06	7:15	10/03/06	18:12	9	*U*	
6275002	ONL SD 0M	A	10/2/06	9:20	10/03/06	18:13	34		
6275003	ONL SD 0M	B	10/2/06	9:20	10/03/06	18:14	39		
6275004	ONL SD 0M	C	10/2/06	9:20	10/03/06	18:15	40		
6275006	ONL SD 2M		10/2/06	9:25	10/03/06	18:16	39		
6275011	ONL SD 4M		10/2/06	9:40	10/03/06	18:19	38		
6275013	ONL SD 6M		10/2/06	9:59	10/03/06	18:20	38		
6275015	ONL SD 8M		10/2/06	10:15	10/03/06	18:21	35		
6275017	ONL SD 10M		10/2/06	10:50	10/03/06	18:22	40		
6275018	ONL SD 11M		10/2/06	11:00	10/03/06	18:23	35		
6275019	ONL SD 12M		10/2/06	11:15	10/03/06	18:30	102		
6275020	ONL SD 13M		10/2/06	11:20	10/03/06	18:31	137		
6275021	ONL SD 14M		10/2/06	11:27	10/03/06	18:33	6	*J*	Result less than method reporting limit

Table B-3. Summary of nitrite analytical results

UFI Lab ID	Client ID	Triplicate	Sampling Date	Sampling Time (HH:MM)	Analysis Date	Analysis Time (HH:MM)	Nitrite (µg/L)	Data Validation Qualifier	Data Validation Comment
6275022	ONL SD 15M		10/2/06	11:40	10/03/06	18:34	9		
6275023	ONL SD 16M	A	10/2/06	11:50	10/03/06	18:35	5	*J*	Result less than method reporting limit
6275024	ONL SD 16M	B	10/2/06	11:50	10/03/06	18:37	8	*J*	Result less than method reporting limit
6275025	ONL SD 16M	C	10/2/06	11:50	10/03/06	18:38	5	*J*	Result less than method reporting limit
6275026	ONL SD 17M		10/2/06	12:00	10/03/06	18:40	5	*J*	Result less than method reporting limit
6275027	ONL SD 18M		10/2/06	12:25	10/03/06	18:41	5	*J*	Result less than method reporting limit
6275028	ONL SD 19M		10/2/06	12:45	10/03/06	18:42	4	*J*	Result less than method reporting limit
6282003	ONL SD Field Trip Blank		10/9/06	7:15	10/10/06	12:18	9	*U*	
6282004	ONL SD 0M	A	10/9/06	9:13	10/10/06	12:19	38		
6282005	ONL SD 0M	B	10/9/06	9:13	10/10/06	12:20	37		
6282006	ONL SD 0M	C	10/9/06	9:13	10/10/06	12:22	37		
6282008	ONL SD 2M		10/9/06	9:26	10/10/06	12:23	38		
6282013	ONL SD 4M		10/9/06	9:42	10/10/06	12:25	37		
6282015	ONL SD 6M		10/9/06	9:56	10/10/06	12:26	36		
6282016	ONL SD 7M		10/9/06	9:59	10/10/06	12:27	37		
6282017	ONL SD 8M		10/9/06	10:03	10/10/06	12:29	37		
6282018	ONL SD 9M		10/9/06	10:05	10/10/06	12:30	37		
6282019	ONL SD 10M		10/9/06	10:08	10/10/06	12:37	38		
6282020	ONL SD 11M		10/9/06	10:15	10/10/06	12:38	41		
6282021	ONL SD 12M		10/9/06	10:18	10/10/06	12:39	53		
6282022	ONL SD 13M		10/9/06	10:28	10/10/06	12:40	8	*J*	Result less than method reporting limit
6282023	ONL SD 14M		10/9/06	10:35	10/10/06	12:42	9	*U*	
6282024	ONL SD 15M		10/9/06	10:43	10/10/06	12:44	9	*U*	
6282025	ONL SD 16M	A	10/9/06	11:50	10/10/06	12:45	9	*U*	
6282026	ONL SD 16M	B	10/9/06	11:50	10/10/06	12:46	9	*U*	

Table B-3. Summary of nitrite analytical results

UFI Lab ID	Client ID	Triplicate	Sampling Date	Sampling Time (HH:MM)	Analysis Date	Analysis Time (HH:MM)	Nitrite (µg/L)	Data Validation Qualifier	Data Validation Comment
6282027	ONL SD 16M	C	10/9/06	11:50	10/10/06	12:47	9	*U*	
6282028	ONL SD 17M		10/9/06	11:08	10/10/06	12:49	9	*U*	
6282029	ONL SD 18M		10/9/06	11:19	10/10/06	12:54	9	*U*	
6282030	ONL SD 19M		10/9/06	11:30	10/10/06	12:56	9	*U*	
6289001	ONL SD Field Trip Blank		10/16/06	7:15	10/17/06	13:02	9	*U*	
6289002	ONL SD 0M	A	10/16/06	9:28	10/17/06	13:03	45		
6289003	ONL SD 0M	B	10/16/06	9:28	10/17/06	13:04	45		
6289004	ONL SD 0M	C	10/16/06	9:28	10/17/06	13:05	45		
6289006	ONL SD 2M		10/16/06	9:40	10/17/06	13:06	46		
6289011	ONL SD 4M		10/16/06	9:59	10/17/06	13:09	46		
6289013	ONL SD 6M		10/16/06	10:09	10/17/06	13:10	44		
6289015	ONL SD 8M		10/16/06	10:24	10/17/06	13:11	46		
6289021	ONL SD 14M		10/16/06	10:55	10/17/06	13:12	45		
6289022	ONL SD 15M		10/16/06	11:01	10/17/06	13:14	43		
6289023	ONL SD 16M	A	10/16/06	11:10	10/17/06	13:21	48		
6289024	ONL SD 16M	B	10/16/06	11:10	10/17/06	13:22	48		
6289025	ONL SD 16M	C	10/16/06	11:10	10/17/06	13:23	48		
6289026	ONL SD 17M		10/16/06	11:15	10/17/06	13:24	32		
6289027	ONL SD 18M		10/16/06	11:39	10/17/06	13:25	80		
6289028	ONL SD 19M		10/16/06	11:50	10/17/06	13:28	59		
6305001	ONL SD Field Trip Blank		11/1/06	7:15	11/02/06	13:01	9	*U*	
6305002	ONL SD 0M	A	11/1/06	9:00	11/02/06	13:03	45		
6305003	ONL SD 0M	B	11/1/06	9:00	11/02/06	13:04	46		
6305004	ONL SD 0M	C	11/1/06	9:00	11/02/06	13:05	46		
6305006	ONL SD 2M		11/1/06	9:10	11/02/06	13:06	44		
6305010	ONL SD 4M		11/1/06	9:25	11/02/06	13:09	46		
6305011	ONL SD 8M		11/1/06	9:45	11/02/06	13:10	45		
6305012	ONL SD 12M		11/1/06	10:01	11/02/06	13:11	45		
6305013	ONL SD 16M	A	11/1/06	10:35	11/02/06	13:12	46		
6305014	ONL SD 16M	B	11/1/06	10:35	11/02/06	13:13	45		
6305015	ONL SD 16M	C	11/1/06	10:35	11/02/06	13:20	46		
6305016	ONL SD 18M		11/1/06	10:46	11/02/06	13:21	46		

Table B-3. Summary of nitrite analytical results

UFI Lab ID	Client ID	Triplicate	Sampling Date	Sampling Time (HH:MM)	Analysis Date	Analysis Time (HH:MM)	Nitrite (µg/L)	Data Validation Qualifier	Data Validation Comment
6289019	ONL SD 12M		10/16/06	10:45	11/02/06	13:23	46	*J*	Sample analyzed more than 96 hours after sample collection
6268018	ONL SD 8M		9/25/06	10:00	11/02/06	13:24	33	*J*	Sample analyzed more than 96 hours after sample collection
6289017	ONL SD 10M		10/16/06	10:35	11/02/06	13:25	46	*J*	Sample analyzed more than 96 hours after sample collection
6318125	ONL SD Field Trip Blank		11/14/06	7:15	11/15/06	12:33	9	*U*	
6318126	ONL SD 0M	A	11/14/06	9:50	11/15/06	12:34	47		
6318127	ONL SD 0M	B	11/14/06	9:55	11/15/06	12:36	44		
6318128	ONL SD 0M	C	11/14/06	10:00	11/15/06	12:37	48		
6318129	ONL SD 2M		11/14/06	10:10	11/15/06	12:38	45		
6318133	ONL SD 4M		11/14/06	10:14	11/15/06	12:40	46		
6318134	ONL SD 8M		11/14/06	10:20	11/15/06	12:41	47		
6318135	ONL SD 12M		11/14/06	10:30	11/15/06	12:43	45		
6318137	ONL SD 16M	B	11/14/06	10:45	11/15/06	12:45	48		
6318138	ONL SD 16M	C	11/14/06	10:50	11/15/06	12:53	45		
6318136	ONL SD 16M	A	11/14/06	10:40	11/15/06	13:32	48		
6318139	ONL SD 18M		11/14/06	11:00	11/15/06	13:33	48		
6331001	ONL SD Field Trip Blank		11/27/06	7:15	11/27/06	15:01	9	*U*	
6331002	ONL SD 0M	A	11/27/06	8:30	11/27/06	15:02	56		
6331003	ONL SD 0M	B	11/27/06	8:30	11/27/06	15:04	56		
6331004	ONL SD 0M	C	11/27/06	8:30	11/27/06	15:05	57		
6331006	ONL SD 2M		11/27/06	8:40	11/27/06	15:06	55		
6331010	ONL SD 4M		11/27/06	9:05	11/27/06	15:08	57		
6331011	ONL SD 8M		11/27/06	9:20	11/27/06	15:09	56		
6331012	ONL SD 12M		11/27/06	9:30	11/27/06	15:11	57		
6331013	ONL SD 16M	A	11/27/06	9:45	11/27/06	15:12	56		
6331014	ONL SD 16M	B	11/27/06	9:45	11/27/06	15:13	56		
6331015	ONL SD 16M	C	11/27/06	9:45	11/27/06	15:14	54		

Table B-3. Summary of nitrite analytical results

UFI Lab ID	Client ID	Triplicate	Sampling Date	Sampling Time (HH:MM)	Analysis Date	Analysis Time (HH:MM)	Nitrite (µg/L)	Data Validation Qualifier	Data Validation Comment
6331016	ONL SD 18M		11/27/06	10:00	11/27/06	15:15	40		

Note: CCV - continuing calibration verification
ICV - initial calibration verification
J - estimated
J+ - result is an estimated value and may be biased high because of contamination noted in the associated method blank(s).
U - undetected at given detection limit

Table B-4. Summary of ammonia analytical results

UFI Lab ID	Client ID	Triplicate	Sampling Date	Sampling Time	Analysis Date	Analysis Time	T-NH_3 (µg/L)	Data Validation Qualifier	Data Validation Comment
6087005	ONL SD Field Trip Blank		3/28/06	7:00	03/29/06	11:53	12	*J+*	Result less than method reporting limit; ICV and CCV recovered low; result within a factor of five of associated blank and may be biased high.
6087006	ONL SD 0M	A	3/28/06	9:13	03/29/06	11:58	245	*J*	ICV and CCV recovered low.
6087007	ONL SD 0M	B	3/28/06	9:22	03/29/06	12:03	238	*J*	ICV and CCV recovered low.
6087008	ONL SD 0M	C	3/28/06	9:30	03/29/06	12:08	241	*J*	ICV and CCV recovered low.
6087009	ONL SD 2M		3/28/06	9:35	03/29/06	12:12	239	*J*	ICV and CCV recovered low.
6087014	ONL SD 4M		3/28/06	9:55	03/29/06	12:22	258	*J*	ICV and CCV recovered low.
6087016	ONL SD 6M		3/28/06	10:03	03/29/06	12:27	260	*J*	ICV and CCV recovered low.
6087018	ONL SD 8M		3/28/06	10:10	03/29/06	12:32	268	*J*	ICV and CCV recovered low.
6087020	ONL SD 10M		3/28/06	10:26	03/29/06	12:37	261	*J*	ICV and CCV recovered low.
6087022	ONL SD 12M		3/28/06	10:33	03/29/06	12:42	250	*J*	ICV and CCV recovered low.
6087024	ONL SD 14M		3/28/06	10:45	03/29/06	13:11	243	*J*	ICV and CCV recovered low.
6087026	ONL SD 16M	A	3/28/06	10:49	03/29/06	13:16	244	*J*	ICV and CCV recovered low.
6087027	ONL SD 16M	B	3/28/06	10:50	03/29/06	13:21	246	*J*	ICV and CCV recovered low.
6087028	ONL SD 16M	C	3/28/06	10:54	03/29/06	13:25	252	*J*	ICV and CCV recovered low.
6087030	ONL SD 18M		3/28/06	11:03	03/29/06	13:30	252	*J*	ICV and CCV recovered low.
6093001	ONL SD Field Trip Blank		4/3/06	7:10	04/04/06	11:09	41	*UJ*	ICV recovered low and CCV recovered high.
6093002	ONL SD 0M	A	4/3/06	10:10	04/04/06	11:13	289	*J*	ICV recovered low and CCV recovered high.
6093003	ONL SD 0M	B	4/3/06	10:15	04/04/06	11:17	282	*J*	ICV recovered low and CCV recovered high.
6093004	ONL SD 0M	C	4/3/06	10:20	04/04/06	11:20	281	*J*	ICV recovered low and CCV recovered high.
6093006	ONL SD 2M		4/3/06	10:30	04/04/06	11:24	292	*J*	ICV recovered low and CCV recovered high.
6093010	ONL SD 4M		4/3/06	10:50	04/04/06	11:31	299	*J*	ICV recovered low and CCV recovered high.

Table B-4. Summary of ammonia analytical results

UFI Lab ID	Client ID	Triplicate	Sampling Date	Sampling Time	Analysis Date	Analysis Time	T-NH_3 (µg/L)	Data Validation Qualifier	Data Validation Comment
6093012	ONL SD 6M		4/3/06	11:00	04/04/06	11:35	295	*J*	ICV recovered low and CCV recovered high.
6093014	ONL SD 8M		4/3/06	11:15	04/04/06	11:38	292	*J*	ICV recovered low and CCV recovered high.
6093016	ONL SD 10M		4/3/06	11:25	04/04/06	11:42	302	*J*	ICV recovered low and CCV recovered high.
6093018	ONL SD 12M		4/3/06	11:35	04/04/06	11:46	272	*J*	ICV recovered low and CCV recovered high.
6093020	ONL SD 14M		4/3/06	11:40	04/04/06	12:07	270	*J*	ICV recovered low and CCV recovered high.
6093022	ONL SD 16M	A	4/3/06	11:50	04/04/06	12:11	279	*J*	ICV recovered low and CCV recovered high.
6093023	ONL SD 16M	B	4/3/06	11:55	04/04/06	12:15	282	*J*	ICV recovered low and CCV recovered high.
6093024	ONL SD 16M	C	4/3/06	11:59	04/04/06	12:18	266	*J*	ICV recovered low and CCV recovered high.
6093026	ONL SD 18M		4/3/06	12:08	04/04/06	12:22	299	*J*	ICV recovered low and CCV recovered high.
6100001	ONL SD Field Trip Blank		4/10/06	7:15	04/12/06	16:53	41	*UJ*	Sample analyzed between 49-96 hours after sample collection; ICV and CCV recovered low.
6100002	ONL SD 0M	A	4/10/06	9:00	04/12/06	17:44	220	*J*	Sample analyzed between 49-96 hours after sample collection; ICV and CCV recovered low.
6100003	ONL SD 0M	B	4/10/06	9:05	04/12/06	17:46	222	*J*	Sample analyzed between 49-96 hours after sample collection; ICV and CCV recovered low.
6100004	ONL SD 0M	C	4/10/06	9:10	04/12/06	17:48	220	*J*	Sample analyzed between 49-96 hours after sample collection; ICV and CCV recovered low.

Table B-4. Summary of ammonia analytical results

UFI Lab ID	Client ID	Triplicate	Sampling Date	Sampling Time	Analysis Date	Analysis Time	T-NH_3 (µg/L)	Data Validation Qualifier	Data Validation Comment
6100006	ONL SD 2M		4/10/06	9:30	04/12/06	17:51	222	*J*	Sample analyzed between 49-96 hours after sample collection; ICV and CCV recovered low.
6100010	ONL SD 4M		4/10/06	9:44	04/12/06	17:53	224	*J*	Sample analyzed between 49-96 hours after sample collection; ICV and CCV recovered low.
6100012	ONL SD 6M		4/10/06	10:35	04/12/06	18:14	250	*J*	Sample analyzed between 49-96 hours after sample collection; ICV and CCV recovered low.
6100014	ONL SD 8M		4/10/06	10:40	04/12/06	18:16	222	*J*	Sample analyzed between 49-96 hours after sample collection; ICV and CCV recovered low.
6100016	ONL SD 10M		4/10/06	10:45	04/12/06	18:19	255	*J*	Sample analyzed between 49-96 hours after sample collection; ICV and CCV recovered low.
6100018	ONL SD 12M		4/10/06	10:50	04/12/06	18:21	226	*J*	Sample analyzed between 49-96 hours after sample collection; ICV and CCV recovered low.
6100020	ONL SD 14M		4/10/06	9:53	04/12/06	18:26	239	*J*	Sample analyzed between 49-96 hours after sample collection; ICV and CCV recovered low.
6100022	ONL SD 16M	A	4/10/06	10:02	04/12/06	18:28	238	*J*	Sample analyzed between 49-96 hours after sample collection; ICV and CCV recovered low.
6100023	ONL SD 16M	B	4/10/06	10:10	04/12/06	18:30	236	*J*	Sample analyzed between 49-96 hours after sample collection; ICV and CCV recovered low.
6100024	ONL SD 16M	C	4/10/06	10:20	04/12/06	18:33	236	*J*	Sample analyzed between 49-96 hours after sample collection; ICV and CCV recovered low.

Table B-4. Summary of ammonia analytical results

UFI Lab ID	Client ID	Triplicate	Sampling Date	Sampling Time	Analysis Date	Analysis Time	T-NH_3 (µg/L)	Data Validation Qualifier	Data Validation Comment
6100026	ONL SD 18M		4/10/06	10:25	04/12/06	18:35	263	*J*	Sample analyzed between 49-96 hours after sample collection; ICV and CCV recovered low.
6107001	ONL SD Field Trip Blank		4/17/06	7:10	04/18/06	15:07	12	*J*	Result less than method reporting limit.
6107002	ONL SD 0M	A	4/17/06	9:20	04/18/06	15:08	224		
6107003	ONL SD 0M	B	4/17/06	9:20	04/18/06	15:10	200		
6107004	ONL SD 0M	C	4/17/06	9:20	04/18/06	15:12	215		
6107006	ONL SD 2M		4/17/06	9:55	04/18/06	15:13	236		
6107010	ONL SD 4M		4/17/06	9:58	04/18/06	15:14	235		
6107012	ONL SD 6M		4/17/06	10:14	04/18/06	15:15	185		
6107014	ONL SD 8M		4/17/06	10:20	04/18/06	15:27	233		
6107016	ONL SD 10M		4/17/06	10:35	04/18/06	15:28	205		
6107018	ONL SD 12M		4/17/06	10:45	04/18/06	15:29	194		
6107020	ONL SD 14M		4/17/06	10:52	04/18/06	15:30	239		
6107022	ONL SD 16M	A	4/17/06	11:01	04/18/06	15:32	251	*J*	Laboratory duplicate precision criterion exceeded.
6107023	ONL SD 16M	B	4/17/06	11:01	04/18/06	15:34	209		
6107024	ONL SD 16M	C	4/17/06	11:01	04/18/06	15:35	260		
6107026	ONL SD 18M		4/17/06	11:14	04/18/06	15:36	211		
6114001	ONL SD Field Trip Blank		4/24/06	7:15	04/25/06	14:25	41	*U*	
6114002	ONL SD 0M	A	4/24/06	8:56	04/25/06	14:27	244		
6114003	ONL SD 0M	B	4/24/06	8:56	04/25/06	14:30	247		
6114004	ONL SD 0M	C	4/24/06	8:56	04/25/06	14:32	245		
6114006	ONL SD 2M		4/24/06	9:07	04/25/06	14:35	248		
6114010	ONL SD 4M		4/24/06	9:21	04/25/06	14:38	286		
6114012	ONL SD 6M		4/24/06	9:30	04/25/06	14:40	261		
6114014	ONL SD 8M		4/24/06	9:38	04/25/06	14:43	275		
6114016	ONL SD 10M		4/24/06	9:45	04/25/06	14:45	287		
6114018	ONL SD 12M		4/24/06	9:54	04/25/06	14:48	276		
6114020	ONL SD 14M		4/24/06	10:04	04/25/06	14:50	283		
6144022	ONL SD 16M	A	4/24/06	10:14	04/25/06	14:53	291		

Table B-4. Summary of ammonia analytical results

UFI Lab ID	Client ID	Triplicate	Sampling Date	Sampling Time	Analysis Date	Analysis Time	T-NH_3 (µg/L)	Data Validation Qualifier	Data Validation Comment
6114023	ONL SD 16M	B	4/24/06	10:14	04/25/06	14:55	289		
6114024	ONL SD 16M	C	4/24/06	10:14	04/25/06	14:58	298		
6114026	ONL SD 18M		4/24/06	10:27	04/25/06	15:00	293		
6121001	ONL SD Field Trip Blank		5/1/06	7:10	05/02/06	17:42	41	*U*	
6121002	ONL SD 0M	A	5/1/06	8:50	05/02/06	17:44	186		
6121003	ONL SD 0M	B	5/1/06	8:55	05/02/06	17:45	184		
6121004	ONL SD 0M	C	5/1/06	9:00	05/02/06	17:47	186		
6121006	ONL SD 2M		5/1/06	9:20	05/02/06	17:48	184		
6121011	ONL SD 4M		5/1/06	9:34	05/02/06	17:49	190		
6121013	ONL SD 6M		5/1/06	9:40	05/02/06	18:00	232		
6121015	ONL SD 8M		5/1/06	9:49	05/02/06	18:01	246		
6121017	ONL SD 10M		5/1/06	9:59	05/02/06	18:02	253		
6121019	ONL SD 12M		5/1/06	10:10	05/02/06	18:03	258		
6121021	ONL SD 14M		5/1/06	10:17	05/02/06	18:04	312		
6121023	ONL SD 16M	A	5/1/06	10:25	05/02/06	18:07	329		
6121024	ONL SD 16M	B	5/1/06	10:25	05/02/06	18:08	325		
6121025	ONL SD 16M	C	5/1/06	10:25	05/02/06	18:09	321		
6121027	ONL SD 18M		5/1/06	10:40	05/02/06	18:10	371		
6128001	ONL SD Field Trip Blank		5/8/06	7:10	05/09/06	12:24	41	*UJ*	ICV recovered low.
6128002	ONL SD 0M	A	5/8/06	9:00	05/09/06	12:45	91	*J*	ICV recovered low.
6128003	ONL SD 0M	B	5/8/06	9:05	05/09/06	12:48	111	*J*	ICV recovered low.
6128004	ONL SD 0M	C	5/8/06	9:09	05/09/06	12:49	103	*J*	ICV recovered low.
6128006	ONL SD 2M		5/8/06	9:05	05/09/06	12:50	125	*J*	ICV recovered low.
6128011	ONL SD 4M		5/8/06	9:13	05/09/06	12:51	137	*J*	ICV recovered low.
6128013	ONL SD 6M		5/8/06	9:25	05/09/06	13:04	157	*J*	ICV recovered low.
6128015	ONL SD 8M		5/8/06	9:38	05/09/06	13:05	240	*J*	ICV recovered low.
6128017	ONL SD 10M		5/8/06	9:47	05/09/06	13:06	286	*J*	ICV recovered low.
6128019	ONL SD 12M		5/8/06	10:02	05/09/06	13:07	313	*J*	ICV recovered low.
6128021	ONL SD 14M		5/8/06	10:13	05/09/06	13:26	354	*J*	ICV recovered low.
6128023	ONL SD 16M	A	5/8/06	10:25	05/09/06	14:51	405	*J*	ICV recovered low.
6128024	ONL SD 16M	B	5/8/06	10:26	05/09/06	14:52	393	*J*	ICV recovered low.
6128025	ONL SD 16M	C	5/8/06	10:27	05/09/06	14:53	377	*J*	ICV recovered low.

Table B-4. Summary of ammonia analytical results

UFI Lab ID	Client ID	Triplicate	Sampling Date	Sampling Time	Analysis Date	Analysis Time	T-NH_3 (µg/L)	Data Validation Qualifier	Data Validation Comment
6128027	ONL SD 18M		5/8/06	10:42	05/09/06	14:54	424	*J*	ICV recovered low.
6135001	ONL SD Field Trip Blank		5/15/06	7:10	05/15/06	16:59	41	*U*	
6135002	ONL SD 0M	A	5/15/06	9:10	05/15/06	17:00	94		
6135003	ONL SD 0M	B	5/15/06	9:10	05/15/06	17:01	95		
6135004	ONL SD 0M	C	5/15/06	9:10	05/15/06	17:02	104		
6135006	ONL SD 2M		5/15/06	9:25	05/15/06	17:03	92		
6135011	ONL SD 4M		5/15/06	9:44	05/15/06	17:06	100		
6135013	ONL SD 6M		5/15/06	9:53	05/15/06	17:07	140		
6135015	ONL SD 8M		5/15/06	10:02	05/15/06	17:08	187		
6135017	ONL SD 10M		5/15/06	10:15	05/15/06	17:09	253		
6135019	ONL SD 12M		5/15/06	10:23	05/15/06	17:10	289		
6135021	ONL SD 14M		5/15/06	10:39	05/15/06	17:23	381		
6135023	ONL SD 16M	A	5/15/06	10:51	05/15/06	17:24	448		
6135024	ONL SD 16M	B	5/15/06	10:51	05/15/06	17:25	449		
6135025	ONL SD 16M	C	5/15/06	10:51	05/15/06	17:27	456		
6135027	ONL SD 18M		5/15/06	11:13	05/15/06	17:47	560		
6142001	ONL SD Field Trip Blank		5/22/06	7:00	05/22/06	15:37	41	*U*	
6142002	ONL SD 0M	A	5/22/06	9:18	05/22/06	15:38	104		
6142003	ONL SD 0M	B	5/22/06	9:18	05/22/06	15:39	104		
6142004	ONL SD 0M	C	5/22/06	9:18	05/22/06	15:40	101		
6142006	ONL SD 2M		5/22/06	9:25	05/22/06	15:41	100		
6142011	ONL SD 4M		5/22/06	9:49	05/22/06	15:44	100		
6142013	ONL SD 6M		5/22/06	10:00	05/22/06	15:45	101		
6142015	ONL SD 8M		5/22/06	10:12	05/22/06	15:46	105		
6142017	ONL SD 10M		5/22/06	10:25	05/22/06	15:47	101		
6142019	ONL SD 12M		5/22/06	10:38	05/22/06	15:48	102		
6142021	ONL SD 14M		5/22/06	10:52	05/22/06	16:01	117		
6142023	ONL SD 16M	A	5/22/06	11:12	05/22/06	16:03	234		
6142024	ONL SD 16M	B	5/22/06	11:12	05/22/06	16:04	233		
6142025	ONL SD 16M	C	5/22/06	11:12	05/22/06	16:05	234		
6142027	ONL SD 18M		5/22/06	11:34	05/22/06	18:23	544		
6150001	ONL SD Field Trip Blank		5/30/06	7:30	05/31/06	15:05	41	*U*	

Table B-4. Summary of ammonia analytical results

UFI Lab ID	Client ID	Triplicate	Sampling Date	Sampling Time	Analysis Date	Analysis Time	T-NH_3 (µg/L)	Data Validation Qualifier	Data Validation Comment
6150002	ONL SD 0M	A	5/30/06	9:28	05/31/06	15:06	30	*J+*	Result less than method reporting limit; result within a factor of five of associated blank and may be biased high.
6150003	ONL SD 0M	B	5/30/06	9:28	05/31/06	15:07	31	*J+*	Result less than method reporting limit; result within a factor of five of associated blank and may be biased high.
6150004	ONL SD 0M	C	5/30/06	9:28	05/31/06	15:08	36	*J+*	Result less than method reporting limit; result within a factor of five of associated blank and may be biased high.
6150006	ONL SD 2M		5/30/06	9:47	05/31/06	15:10	27	*J+*	Result less than method reporting limit; result within a factor of five of associated blank and may be biased high.
6150011	ONL SD 4M		5/30/06	10:02	05/31/06	15:12	117		
6150013	ONL SD 6M		5/30/06	10:10	05/31/06	15:13	152		
6150015	ONL SD 8M		5/30/06	10:18	05/31/06	15:14	220		
6150017	ONL SD 10M		5/30/06	10:27	05/31/06	15:15	261		
6150019	ONL SD 12M		5/30/06	10:35	05/31/06	15:17	290		
6150020	ONL SD 13M		5/30/06	10:42	05/31/06	15:26	385		
6150023	ONL SD 16M	A	5/30/06	10:55	05/31/06	15:27	412		
6150024	ONL SD 16M	B	5/30/06	10:55	05/31/06	15:28	411		
6150025	ONL SD 16M	C	5/30/06	10:55	05/31/06	15:29	387		
6150027	ONL SD 18M		5/30/06	11:12	05/31/06	15:31	493		
6156001	ONL SD Field Trip Blank		6/5/06	7:30	06/05/06	15:45	13	*J+*	Result less than method reporting limit; result within a factor of five of associated blank and may be biased high.

Table B-4. Summary of ammonia analytical results

UFI Lab ID	Client ID	Triplicate	Sampling Date	Sampling Time	Analysis Date	Analysis Time	T-NH_3 (µg/L)	Data Validation Qualifier	Data Validation Comment
6156002	ONL SD 0M	A	6/5/06	9:00	06/05/06	15:47	22	*J+*	Result less than method reporting limit; result within a factor of five of associated blank and may be biased high.
6156003	ONL SD 0M	B	6/5/06	9:00	06/05/06	15:48	22	*J+*	Result less than method reporting limit; result within a factor of five of associated blank and may be biased high.
6156004	ONL SD 0M	C	6/5/06	9:00	06/05/06	15:49	22	*J+*	Result less than method reporting limit; result within a factor of five of associated blank and may be biased high.
6156006	ONL SD 2M		6/5/06	9:15	06/05/06	15:50	20	*J+*	Result less than method reporting limit; result within a factor of five of associated blank and may be biased high.
6156011	ONL SD 4M		6/5/06	9:32	06/05/06	15:52	80	*J+*	Result within a factor of five of associated blank and may be biased high.
6156013	ONL SD 6M		6/5/06	9:38	06/05/06	15:54	143		
6156015	ONL SD 8M		6/5/06	9:52	06/05/06	15:55	191		
6156017	ONL SD 10M		6/5/06	9:59	06/05/06	15:56	232		
6156019	ONL SD 12M		6/5/06	10:08	06/05/06	15:57	265		
6156021	ONL SD 14M		6/5/06	10:20	06/05/06	16:07	299		
6156023	ONL SD 16M	A	6/5/06	10:35	06/05/06	16:08	286		
6156024	ONL SD 16M	B	6/5/06	10:35	06/05/06	16:09	294		
6156025	ONL SD 16M	C	6/5/06	10:35	06/05/06	16:10	301		
6156027	ONL SD 18M		6/5/06	10:45	06/05/06	17:20	632		
6163003	ONL SD Field Trip Blank		6/12/06	9:20	06/13/06	15:14	41	*U*	
6163004	ONL SD 0M	A	6/12/06	9:20	06/13/06	15:16	37	*J*	Result less than method reporting limit.

Table B-4. Summary of ammonia analytical results

UFI Lab ID	Client ID	Triplicate	Sampling Date	Sampling Time	Analysis Date	Analysis Time	T-NH_3 (µg/L)	Data Validation Qualifier	Data Validation Comment
6163005	ONL SD 0M	B	6/12/06	9:20	06/13/06	15:17	39	*J*	Result less than method reporting limit.
6163006	ONL SD 0M	C	6/12/06	9:20	06/13/06	15:18	39	*J*	Result less than method reporting limit.
6163008	ONL SD 2M		6/12/06	9:30	06/13/06	15:19	40	*J*	Result less than method reporting limit.
6163013	ONL SD 4M		6/12/06	9:41	06/13/06	15:21	53		
6163015	ONL SD 6M		6/12/06	9:50	06/13/06	15:23	128		
6163017	ONL SD 8M		6/12/06	10:00	06/13/06	15:24	184		
6163019	ONL SD 10M		6/12/06	10:09	06/13/06	15:25	241		
6163021	ONL SD 12M		6/12/06	10:18	06/13/06	15:26	225		
6163023	ONL SD 14M		6/12/06	10:23	06/13/06	15:36	243		
6163024	ONL SD 15M		6/12/06	10:30	06/13/06	15:37	224		
6163025	ONL SD 16M	A	6/12/06	10:40	06/13/06	15:38	209		
6163026	ONL SD 16M	B	6/12/06	10:40	06/13/06	15:39	224		
6163028	ONL SD 17M		6/12/06	10:45	06/13/06	15:40	195		
6163029	ONL SD 18M		6/12/06	10:49	06/13/06	15:43	217		
6163030	ONL SD 19M		6/12/06	11:03	06/13/06	17:29	1253		
6170001	ONL SD Field Trip Blank		6/19/06	7:15	06/19/06	15:06	22	*J*	Result less than method reporting limit.
6170002	ONL SD 0M	A	6/19/06	9:15	06/19/06	15:08	19	*J+*	Result less than method reporting limit; laboratory duplicate precision criterion exceeded; result within a factor of five of associated blank and may be biased high.
6170003	ONL SD 0M	B	6/19/06	9:15	06/19/06	15:09	21	*J+*	Result less than method reporting limit; laboratory duplicate precision criterion exceeded; result within a factor of five of associated blank and may be biased high.
6170004	ONL SD 0M	C	6/19/06	9:15	06/19/06	15:10	41	*UJ*	laboratory duplicate precision criterion exceeded.

Table B-4. Summary of ammonia analytical results

UFI Lab ID	Client ID	Triplicate	Sampling Date	Sampling Time	Analysis Date	Analysis Time	T-NH_3 (µg/L)	Data Validation Qualifier	Data Validation Comment
6170006	ONL SD 2M		6/19/06	9:24	06/19/06	15:11	21	*J+*	Result less than method reporting limit; result within a factor of five of associated blank and may be biased high.
6170011	ONL SD 4M		6/19/06	9:41	06/19/06	15:13	28	*J+*	Result less than method reporting limit; result within a factor of five of associated blank and may be biased high.
6170013	ONL SD 6M		6/19/06	9:50	06/19/06	15:15	30	*J+*	Result less than method reporting limit; result within a factor of five of associated blank and may be biased high.
6170015	ONL SD 8M		6/19/06	9:59	06/19/06	15:16	82	*J+*	Result within a factor of five of associated blank and may be biased high.
6170017	ONL SD 10M		6/19/06	10:13	06/19/06	15:17	129		
6170019	ONL SD 12M		6/19/06	10:22	06/19/06	15:18	125		
6170020	ONL SD 13M		6/19/06	10:29	06/19/06	15:27	115		
6170021	ONL SD 14M		6/19/06	10:37	06/19/06	15:29	156		
6170022	ONL SD 15M		6/19/06	10:50	06/19/06	15:30	120		
6170023	ONL SD 16M	A	6/19/06	11:00	06/19/06	15:31	152		
6170024	ONL SD 16M	B	6/19/06	11:00	06/19/06	15:32	136		
6170025	ONL SD 16M	C	6/19/06	11:00	06/19/06	15:34	139		
6170026	ONL SD 17M		6/19/06	11:15	06/19/06	15:36	252		
6170027	ONL SD 18M		6/19/06	11:20	06/19/06	16:51	681		
6170028	ONL SD 19M		6/19/06	11:35	06/19/06	17:10	1095		
6177001	ONL SD Field Trip Blank		6/26/06	7:30	06/27/06	16:31	41	*U*	
6177002	ONL SD 0M	A	6/26/06	10:00	06/27/06	16:33	39	*J*	Result less than method reporting limit.
6177003	ONL SD 0M	B	6/26/06	10:00	06/27/06	16:34	39	*J*	Result less than method reporting limit.

Table B-4. Summary of ammonia analytical results

UFI Lab ID	Client ID	Triplicate	Sampling Date	Sampling Time	Analysis Date	Analysis Time	T-NH_3 (µg/L)	Data Validation Qualifier	Data Validation Comment
6177004	ONL SD 0M	C	6/26/06	10:00	06/27/06	16:35	36	*J*	Result less than method reporting limit.
6177006	ONL SD 2M		6/26/06	10:15	06/27/06	16:36	63	*J*	laboratory duplicate precision criterion exceeded.
6177011	ONL SD 4M		6/26/06	10:35	06/27/06	16:38	99		
6177013	ONL SD 6M		6/26/06	10:48	06/27/06	16:40	113		
6177015	ONL SD 8M		6/26/06	10:56	06/27/06	16:41	116		
6177016	ONL SD 9M		6/26/06	11:02	06/27/06	16:42	101		
6177017	ONL SD 10M		6/26/06	11:10	06/27/06	16:43	78		
6177018	ONL SD 11M		6/26/06	11:25	06/27/06	16:52	70		
6177019	ONL SD 12M		6/26/06	11:30	06/27/06	16:54	143		
6177020	ONL SD 13M		6/26/06	11:43	06/27/06	16:55	199		
6177021	ONL SD 14M		6/26/06	11:50	06/27/06	16:56	253		
6177022	ONL SD 15M		6/26/06	11:55	06/27/06	16:57	306		
6177023	ONL SD 16M	A	6/26/06	12:02	06/27/06	16:59	457		
6177024	ONL SD 16M	B	6/26/06	12:02	06/27/06	17:01	429		
6177025	ONL SD 16M	C	6/26/06	12:02	06/27/06	17:02	434		
6177026	ONL SD 17M		6/26/06	12:15	06/27/06	17:03	450		
6177027	ONL SD 18M		6/26/06	12:25	06/27/06	17:31	645		
6177028	ONL SD 19M		6/26/06	12:35	06/29/06	15:10	1034	*J*	Sample analyzed between 49-96 hours after sample collection.
6185001	ONL SD Field Trip Blank		7/4/06	7:15	07/05/06	12:35	41	*U*	
6185002	ONL SD 0M	A	7/4/06	10:00	07/05/06	12:37	65		
6185003	ONL SD 0M	B	7/4/06	10:00	07/05/06	12:38	77		
6185004	ONL SD 0M	C	7/4/06	10:00	07/05/06	12:39	68		
6185006	ONL SD 2M		7/4/06	10:12	07/05/06	12:40	69		
6185011	ONL SD 4M		7/4/06	10:36	07/05/06	12:42	105		
6185013	ONL SD 6M		7/4/06	10:40	07/05/06	12:44	183		
6185015	ONL SD 8M		7/4/06	10:50	07/05/06	12:45	86		
6185016	ONL SD 9M		7/4/06	11:00	07/05/06	12:46	45		
6185017	ONL SD 10M		7/4/06	11:05	07/05/06	12:47	118		
6185018	ONL SD 11M		7/4/06	11:15	07/05/06	12:56	116		

Table B-4. Summary of ammonia analytical results

UFI Lab ID	Client ID	Triplicate	Sampling Date	Sampling Time	Analysis Date	Analysis Time	T-NH_3 (µg/L)	Data Validation Qualifier	Data Validation Comment
6185019	ONL SD 12M		7/4/06	11:24	07/05/06	12:58	117		
6185020	ONL SD 13M		7/4/06	11:29	07/05/06	12:59	121		
6185021	ONL SD 14M		7/4/06	11:40	07/05/06	13:00	200		
6185022	ONL SD 15M		7/4/06	11:44	07/05/06	13:36	400		
6185023	ONL SD 16M	A	7/4/06	11:55	07/05/06	13:39	420		
6185024	ONL SD 16M	B	7/4/06	11:53	07/05/06	13:40	411		
6185025	ONL SD 16M	C	7/4/06	11:53	07/05/06	13:41	429		
6185026	ONL SD 17M		7/4/06	11:57	07/05/06	13:42	628		
6185027	ONL SD 18M		7/4/06	12:00	07/05/06	13:43	656		
6185028	ONL SD 19M		7/4/06	12:18	07/05/06	13:45	842		
6191023	ONL SD Field Trip Blank		7/10/06	7:30	07/11/06	10:35	41	*U*	
6191024	ONL SD 0M	A	7/10/06	9:30	07/11/06	10:37	64		
6191025	ONL SD 0M	B	7/10/06	9:30	07/11/06	10:38	62		
6191026	ONL SD 0M	C	7/10/06	9:30	07/11/06	10:39	56		
6191028	ONL SD 2M		7/10/06	9:43	07/11/06	10:40	63		
6191033	ONL SD 4M		7/10/06	10:00	07/11/06	10:42	98		
6191035	ONL SD 6M		7/10/06	10:13	07/11/06	10:43	175		
6191036	ONL SD 7M		7/10/06	10:31	07/11/06	10:51	144		
6191037	ONL SD 8M		7/10/06	10:34	07/11/06	10:52	102		
6191038	ONL SD 9M		7/10/06	10:42	07/11/06	10:53	103		
6191039	ONL SD 10M		7/10/06	10:48	07/11/06	10:54	117		
6191040	ONL SD 11M		7/10/06	11:00	07/11/06	10:57	144		
6191041	ONL SD 12M		7/10/06	11:05	07/11/06	10:58	181		
6191042	ONL SD 13M		7/10/06	11:15	07/11/06	10:59	204		
6191043	ONL SD 14M		7/10/06	11:22	07/11/06	11:00	329		
6191044	ONL SD 15M		7/10/06	11:30	07/11/06	12:52	442		
6191045	ONL SD 16M	A	7/10/06	11:42	07/11/06	13:01	580		
6191046	ONL SD 16M	B	7/10/06	11:42	07/11/06	13:02	536		
6191047	ONL SD 16M	C	7/10/06	11:42	07/11/06	13:03	551		
6191048	ONL SD 17M		7/10/06	11:55	07/11/06	13:05	625		
6191049	ONL SD 18M		7/10/06	12:02	07/11/06	13:06	853		
6191050	ONL SD 19M		7/10/06	12:20	07/11/06	13:08	1503		

Table B-4. Summary of ammonia analytical results

UFI Lab ID	Client ID	Triplicate	Sampling Date	Sampling Time	Analysis Date	Analysis Time	T-NH_3 (µg/L)	Data Validation Qualifier	Data Validation Comment
6198003	ONL SD Field Trip Blank		7/17/06	6:40	07/18/06	14:28	17	*J*	Result less than method reporting limit.
6198004	ONL SD 0M	A	7/17/06	9:15	07/18/06	14:29	26	*J+*	Result less than method reporting limit; result within a factor of five of associated blank and may be biased high.
6198005	ONL SD 0M	B	7/17/06	9:16	07/18/06	14:30	23	*J+*	Result less than method reporting limit; result within a factor of five of associated blank and may be biased high.
6198006	ONL SD 0M	C	7/17/06	9:17	07/18/06	14:31	20	*J+*	Result less than method reporting limit; result within a factor of five of associated blank and may be biased high.
6198008	ONL SD 2M		7/17/06	9:36	07/18/06	14:33	23	*J+*	Result less than method reporting limit; result within a factor of five of associated blank and may be biased high.
6198013	ONL SD 4M		7/17/06	9:54	07/18/06	14:35	73	*J+*	Result less than method reporting limit; result within a factor of five of associated blank and may be biased high.
6198015	ONL SD 6M		7/17/06	10:05	07/18/06	14:36	149		
6198016	ONL SD 7M		7/17/06	10:15	07/18/06	15:50	625		
6198017	ONL SD 8M		7/17/06	10:19	07/18/06	14:38	106		
6198018	ONL SD 9M		7/17/06	10:27	07/18/06	14:40	128		
6198019	ONL SD 10M		7/17/06	10:39	07/18/06	14:47	125		
6198020	ONL SD 11M		7/17/06	10:48	07/18/06	14:48	149		
6198021	ONL SD 12M		7/17/06	10:55	07/18/06	14:49	171		
6198022	ONL SD 13M		7/17/06	11:02	07/18/06	14:50	340		
6198023	ONL SD 14M		7/17/06	11:07	07/18/06	14:51	329		
6198024	ONL SD 15M		7/17/06	11:12	07/18/06	16:09	427		

Table B-4. Summary of ammonia analytical results

UFI Lab ID	Client ID	Triplicate	Sampling Date	Sampling Time	Analysis Date	Analysis Time	T-NH_3 (µg/L)	Data Validation Qualifier	Data Validation Comment
6198025	ONL SD 16M	A	7/17/06	11:19	07/18/06	16:10	501		
6198026	ONL SD 16M	B	7/17/06	11:21	07/18/06	16:11	514		
6198027	ONL SD 16M	C	7/17/06	11:24	07/18/06	16:19	512		
6198028	ONL SD 17M		7/17/06	11:29	07/18/06	16:20	735		
6198029	ONL SD 18M		7/17/06	11:36	07/18/06	16:22	1484		
6198030	ONL SD 19M		7/17/06	11:50	07/18/06	16:23	1626		
6205005	ONL SD Field Trip Blank		7/24/06	7:10	07/25/06	11:29	41	*UJ*	CCV recovered low.
6205006	ONL SD 0M	A	7/24/06	9:10	07/25/06	11:30	43	*J*	CCV recovered low.
6205007	ONL SD 0M	B	7/24/06	9:10	07/25/06	11:32	46	*J*	CCV recovered low.
6205008	ONL SD 0M	C	7/24/06	9:10	07/25/06	11:33	44	*J*	CCV recovered low.
6205010	ONL SD 2M		7/24/06	9:38	07/25/06	11:34	49	*J*	CCV recovered low.
6205015	ONL SD 4M		7/24/06	9:55	07/25/06	11:36	62	*J*	CCV recovered low.
6205017	ONL SD 6M		7/24/06	10:05	07/25/06	11:37	112	*J*	CCV recovered low.
6205018	ONL SD 7M		7/24/06	10:14	07/25/06	11:39	88	*J*	CCV recovered low.
6205019	ONL SD 8M		7/24/06	10:23	07/25/06	11:40	84	*J*	CCV recovered low.
6205020	ONL SD 9M		7/24/06	10:35	07/25/06	11:41	152	*J*	CCV recovered low.
6205021	ONL SD 10M		7/24/06	10:45	07/25/06	11:49	184	*J*	CCV recovered low.
6205022	ONL SD 11M		7/24/06	10:55	07/25/06	11:50	249	*J*	CCV recovered low.
6205023	ONL SD 12M		7/24/06	11:02	07/25/06	11:52	294	*J*	CCV recovered low.
6205024	ONL SD 13M		7/24/06	11:15	07/25/06	13:11	399	*J*	CCV recovered low.
6205025	ONL SD 14M		7/24/06	11:25	07/25/06	13:12	493	*J*	CCV recovered low.
6205026	ONL SD 15M		7/24/06	11:35	07/25/06	13:14	631	*J*	CCV recovered low.
6205027	ONL SD 16M	A	7/24/06	11:47	07/25/06	13:15	815	*J*	CCV recovered low.
6205028	ONL SD 16M	B	7/24/06	11:47	07/25/06	13:23	824	*J*	CCV recovered low.
6205029	ONL SD 16M	C	7/24/06	11:47	07/25/06	13:25	813	*J*	CCV recovered low.
6205030	ONL SD 17M		7/24/06	12:14	07/25/06	13:26	941	*J*	CCV recovered low.
6205031	ONL SD 18M		7/24/06	12:18	07/25/06	13:27	1253	*J*	CCV recovered low.
6205032	ONL SD 19M		7/24/06	12:40	07/25/06	13:28	1861	*J*	CCV recovered low.
6212001	ONL SD Field Trip Blank		7/31/06	7:15	08/02/06	12:09	41	*UJ*	Sample analyzed between 49-96 hours after sample collection.
6212002	ONL SD 0M	A	7/31/06	9:00	08/02/06	12:10	24	*J*	Result less than method reporting limit.

Table B-4. Summary of ammonia analytical results

UFI Lab ID	Client ID	Triplicate	Sampling Date	Sampling Time	Analysis Date	Analysis Time	T-NH_3 (µg/L)	Data Validation Qualifier	Data Validation Comment
6212003	ONL SD 0M	B	7/31/06	9:05	08/02/06	12:11	32	*J*	Result less than method reporting limit.
6212004	ONL SD 0M	C	7/31/06	9:10	08/02/06	12:12	27	*J*	Result less than method reporting limit.
6212006	ONL SD 2M		7/31/06	9:17	08/02/06	12:13	49	*J*	Sample analyzed between 49-96 hours after sample collection; laboratory duplicate precision criterion exceeded.
6212011	ONL SD 4M		7/31/06	9:28	08/02/06	12:16	44	*J*	Sample analyzed between 49-96 hours after sample collection.
6212013	ONL SD 6M		7/31/06	9:35	08/02/06	12:17	77	*J*	Sample analyzed between 49-96 hours after sample collection.
6212014	ONL SD 7M		7/31/06	9:40	08/02/06	12:18	71	*J*	Sample analyzed between 49-96 hours after sample collection.
6212015	ONL SD 8M		7/31/06	9:50	08/02/06	12:19	83	*J*	Sample analyzed between 49-96 hours after sample collection.
6212016	ONL SD 9M		7/31/06	10:12	08/02/06	12:21	134	*J*	Sample analyzed between 49-96 hours after sample collection.
6212017	ONL SD 10M		7/31/06	12:20	08/02/06	12:28	142	*J*	Sample analyzed between 49-96 hours after sample collection.
6212018	ONL SD 11M		7/31/06	12:27	08/02/06	12:29	173	*J*	Sample analyzed between 49-96 hours after sample collection.
6212019	ONL SD 12M		7/31/06	10:38	08/02/06	12:30	237	*J*	Sample analyzed between 49-96 hours after sample collection.
6212020	ONL SD 13M		7/31/06	10:48	08/02/06	12:31	369	*J*	Sample analyzed between 49-96 hours after sample collection.
6212021	ONL SD 14M		7/31/06	10:58	08/02/06	13:54	426	*J*	Sample analyzed between 49-96 hours after sample collection.
6212022	ONL SD 15M		7/31/06	11:08	08/02/06	13:57	556	*J*	Sample analyzed between 49-96 hours after sample collection.

Table B-4. Summary of ammonia analytical results

UFI Lab ID	Client ID	Triplicate	Sampling Date	Sampling Time	Analysis Date	Analysis Time	T-NH_3 (µg/L)	Data Validation Qualifier	Data Validation Comment
6212023	ONL SD 16M	A	7/31/06	11:22	08/02/06	14:05	662	*J*	Sample analyzed between 49-96 hours after sample collection.
6212024	ONL SD 16M	B	7/31/06	11:30	08/02/06	14:06	657	*J*	Sample analyzed between 49-96 hours after sample collection.
6212025	ONL SD 16M	C	7/31/06	11:30	08/02/06	14:07	654	*J*	Sample analyzed between 49-96 hours after sample collection.
6212026	ONL SD 17M		7/31/06	11:34	08/02/06	14:09	842	*J*	Sample analyzed between 49-96 hours after sample collection.
6212027	ONL SD 18M		7/31/06	11:45	08/02/06	14:10	1028	*J*	Sample analyzed between 49-96 hours after sample collection.
6212028	ONL SD 19M		7/31/06	11:53	08/02/06	14:11	1337	*J*	Sample analyzed between 49-96 hours after sample collection.
6219009	ONL SD Field Trip Blank		8/7/06	7:10	08/08/06	11:25	23	*J*	Result less than method reporting limit.
6219010	ONL SD 0M	A	8/7/06	9:30	08/08/06	11:26	32	*J+*	Result less than method reporting limit; laboratory duplicate precision criterion exceeded; result within a factor of five of associated blank and may be biased high.
6219011	ONL SD 0M	B	8/7/06	9:35	08/08/06	11:27	53	*J+*	Laboratory duplicate precision criterion exceeded; result within a factor of five of associated blank and may be biased high.
6219012	ONL SD 0M	C	8/7/06	9:40	08/08/06	11:29	31	*J+*	Result less than method reporting limit; laboratory duplicate precision criterion exceeded; result within a factor of five of associated blank and may be biased high.

Table B-4. Summary of ammonia analytical results

UFI Lab ID	Client ID	Triplicate	Sampling Date	Sampling Time	Analysis Date	Analysis Time	T-NH_3 (µg/L)	Data Validation Qualifier	Data Validation Comment
6219014	ONL SD 2M		8/7/06	11:07	08/08/06	11:30	32	*J+*	Result less than method reporting limit; result within a factor of five of associated blank and may be biased high.
6219019	ONL SD 4M		8/7/06	11:30	08/08/06	11:32	50	*J+*	Result within a factor of five of associated blank and may be biased high.
6219021	ONL SD 6M		8/7/06	11:38	08/08/06	11:33	102	*J+*	Result within a factor of five of associated blank and may be biased high.
6219022	ONL SD 7M		8/7/06	11:40	08/08/06	11:34	96	*J+*	Result within a factor of five of associated blank and may be biased high.
6219023	ONL SD 8M		8/7/06	11:52	08/08/06	11:36	115		
6219024	ONL SD 9M		8/7/06	12:02	08/08/06	11:37	315		
6219025	ONL SD 10M		8/7/06	12:09	08/08/06	13:14	297		
6219025	ONL SD 10M		8/7/06	12:09	08/08/06	11:44	288		
6219026	ONL SD 11M		8/7/06	12:21	08/08/06	13:15	443		
6219027	ONL SD 12M		8/7/06	12:30	08/08/06	13:16	598		
6219028	ONL SD 13M		8/7/06	12:40	08/08/06	13:18	758		
6219029	ONL SD 14M		8/7/06	12:43	08/08/06	13:19	901		
6219030	ONL SD 15M		8/7/06	13:00	08/08/06	13:21	1025		
6219031	ONL SD 16M	A	8/7/06	13:03	08/08/06	13:29	1306		
6219032	ONL SD 16M	B	8/7/06	13:09	08/08/06	13:31	1283		
6219033	ONL SD 16M	C	8/7/06	13:15	08/08/06	13:32	1263		
6219034	ONL SD 17M		8/7/06	13:30	08/08/06	13:54	1935		
6219035	ONL SD 18M		8/7/06	13:36	08/08/06	13:55	2072		
6219036	ONL SD 19M		8/7/06	14:00	08/08/06	13:57	2162		
6226007	ONL SD Field Trip Blank		8/14/06	7:15	08/15/06	12:56	14	*J*	Result less than method reporting limit.

Table B-4. Summary of ammonia analytical results

UFI Lab ID	Client ID	Triplicate	Sampling Date	Sampling Time	Analysis Date	Analysis Time	T-NH_3 (µg/L)	Data Validation Qualifier	Data Validation Comment
6226008	ONL SD 0M	A	8/14/06	9:15	08/15/06	12:57	17	*J+*	Result less than method reporting limit; result within a factor of five of associated blank and may be biased high.
6226009	ONL SD 0M	B	8/14/06	9:15	08/15/06	12:59	15	*J+*	Result less than method reporting limit; result within a factor of five of associated blank and may be biased high.
6226010	ONL SD 0M	C	8/14/06	9:15	08/15/06	13:00	16	*J+*	Result less than method reporting limit; result within a factor of five of associated blank and may be biased high.
6226012	ONL SD 2M		8/14/06	9:25	08/15/06	13:01	21	*J+*	Result less than method reporting limit; result within a factor of five of associated blank and may be biased high.
6226017	ONL SD 4M		8/14/06	9:50	08/15/06	13:03	16	*J+*	Result less than method reporting limit; result within a factor of five of associated blank and may be biased high.
6226019	ONL SD 6M		8/14/06	10:10	08/15/06	13:04	87		
6226020	ONL SD 7M		8/14/06	10:20	08/15/06	13:06	172		
6226021	ONL SD 8M		8/14/06	10:30	08/15/06	13:07	185		
6226022	ONL SD 9M		8/14/06	10:39	08/15/06	13:08	219		
6226023	ONL SD 10M		8/14/06	10:50	08/15/06	13:15	250		
6226024	ONL SD 11M		8/14/06	11:09	08/15/06	14:41	467		
6226025	ONL SD 12M		8/14/06	11:20	08/15/06	14:42	488		
6226026	ONL SD 13M		8/14/06	11:32	08/15/06	14:43	611		
6226027	ONL SD 14M		8/14/06	11:40	08/15/06	14:44	700		
6226028	ONL SD 15M		8/14/06	12:00	08/15/06	14:47	833		
6226029	ONL SD 16M	A	8/14/06	12:15	08/15/06	14:48	963		
6226030	ONL SD 16M	B	8/14/06	12:15	08/15/06	14:49	977		

Table B-4. Summary of ammonia analytical results

UFI Lab ID	Client ID	Triplicate	Sampling Date	Sampling Time	Analysis Date	Analysis Time	T-NH_3 (µg/L)	Data Validation Qualifier	Data Validation Comment
6226031	ONL SD 16M	C	8/14/06	12:15	08/15/06	14:57	963		
6226032	ONL SD 17M		8/14/06	12:38	08/15/06	14:58	1175		
6226033	ONL SD 18M		8/14/06	12:50	08/15/06	15:19	1859		
6226034	ONL SD 19M		8/14/06	12:54	08/15/06	15:01	2405		
6233002	ONL SD Field Trip Blank		8/21/06	7:20	08/22/06	13:18	18	*J*	Result less than method reporting limit; .
6233003	ONL SD 0M	A	8/21/06	8:40	08/22/06	13:19	33	*J+*	Result less than method reporting limit; result within a factor of five of associated blank and may be biased high.
6233004	ONL SD 0M	B	8/21/06	8:40	08/22/06	13:20	31	*J+*	Result less than method reporting limit; result within a factor of five of associated blank and may be biased high.
6233005	ONL SD 0M	C	8/21/06	8:40	08/22/06	13:21	41	*J+*	Result within a factor of five of associated blank and may be biased high.
6233007	ONL SD 2M		8/21/06	8:50	08/22/06	13:23	51	*J+*	Laboratory duplicate precision criterion exceeded; result within a factor of five of associated blank and may be biased high.
6233012	ONL SD 4M		8/21/06	9:10	08/22/06	13:25	44	*J+*	Result within a factor of five of associated blank and may be biased high.
6233014	ONL SD 6M		8/21/06	9:20	08/22/06	13:26	52	*J+*	Result within a factor of five of associated blank and may be biased high.
6233015	ONL SD 7M		8/21/06	9:27	08/22/06	13:27	71	*J+*	Result within a factor of five of associated blank and may be biased high.
6233016	ONL SD 8M		8/21/06	9:31	08/22/06	13:28	205		
6233017	ONL SD 9M		8/21/06	9:45	08/22/06	13:30	225		

Table B-4. Summary of ammonia analytical results

UFI Lab ID	Client ID	Triplicate	Sampling Date	Sampling Time	Analysis Date	Analysis Time	T-NH_3 (µg/L)	Data Validation Qualifier	Data Validation Comment
6233018	ONL SD 10M		8/21/06	9:55	08/22/06	15:07	346		
6233018	ONL SD 10M		8/21/06	9:55	08/22/06	13:37	332		
6233019	ONL SD 11M		8/21/06	10:00	08/22/06	15:08	383		
6233019	ONL SD 11M		8/21/06	10:00	08/22/06	13:38	366		
6233020	ONL SD 12M		8/21/06	10:10	08/22/06	15:09	548		
6233021	ONL SD 13M		8/21/06	10:16	08/22/06	15:11	670		
6233022	ONL SD 14M		8/21/06	10:25	08/22/06	15:12	868		
6233023	ONL SD 15M		8/21/06	10:36	08/22/06	15:14	1069		
6233024	ONL SD 16M	A	8/21/06	10:40	08/22/06	15:22	1179		
6233025	ONL SD 16M	B	8/21/06	10:40	08/22/06	15:23	1155		
6233026	ONL SD 16M	C	8/21/06	10:40	08/22/06	15:25	1193		
6233027	ONL SD 17M		8/21/06	10:55	08/22/06	15:26	1307		
6233028	ONL SD 18M		8/21/06	11:05	08/22/06	15:27	1729		
6233029	ONL SD 19M		8/21/06	11:15	08/22/06	15:45	2145		
6241035	ONL SD Field Trip Blank		8/29/06	7:00	08/30/06	12:20	41	*U*	
6241036	ONL SD 0M	A	8/29/06	9:15	08/30/06	12:21	46		
6241037	ONL SD 0M	B	8/29/06	9:15	08/30/06	12:22	48		
6241038	ONL SD 0M	C	8/29/06	9:15	08/30/06	12:24	55		
6241040	ONL SD 2M		8/29/06	9:26	08/30/06	12:25	49		
6241045	ONL SD 4M		8/29/06	9:35	08/30/06	12:27	49		
6241047	ONL SD 6M		8/29/06	9:45	08/30/06	12:28	53		
6241048	ONL SD 7M		8/29/06	9:51	08/30/06	12:29	215		
6241049	ONL SD 8M		8/29/06	9:56	08/30/06	12:31	243		
6241050	ONL SD 9M		8/29/06	9:59	08/30/06	12:32	322		
6241051	ONL SD 10M		8/29/06	10:07	08/30/06	12:39	324		
6241052	ONL SD 11M		8/29/06	10:12	08/30/06	14:29	411		
6241053	ONL SD 12M		8/29/06	10:16	08/30/06	14:31	533		
6241054	ONL SD 13M		8/29/06	10:21	08/30/06	14:32	834		
6241055	ONL SD 14M		8/29/06	10:26	08/30/06	14:33	1009		
6241056	ONL SD 15M		8/29/06	10:31	08/30/06	14:42	874		
6241057	ONL SD 16M	A	8/29/06	10:36	08/30/06	14:43	1245		
6241058	ONL SD 16M	B	8/29/06	10:36	08/30/06	14:45	1256		

Table B-4. Summary of ammonia analytical results

UFI Lab ID	Client ID	Triplicate	Sampling Date	Sampling Time	Analysis Date	Analysis Time	T-NH_3 (µg/L)	Data Validation Qualifier	Data Validation Comment
6241059	ONL SD 16M	C	8/29/06	10:36	08/30/06	14:46	1257		
6241060	ONL SD 17M		8/29/06	10:41	08/30/06	14:47	1211		
6241061	ONL SD 18M		8/29/06	10:45	08/30/06	15:10	1900		
6241062	ONL SD 19M		8/29/06	11:00	08/30/06	15:11	2675		
6248012	ONL SD Field Trip Blank		9/5/06	7:15	09/05/06	14:11	41	*U*	
6248013	ONL SD 0M	A	9/5/06	9:00	09/05/06	14:12	108		
6248014	ONL SD 0M	B	9/5/06	9:00	09/05/06	14:13	107		
6248015	ONL SD 0M	C	9/5/06	9:00	09/05/06	14:15	109		
6248017	ONL SD 2M		9/5/06	9:25	09/05/06	14:16	109		
6248022	ONL SD 4M		9/5/06	9:33	09/05/06	14:18	110		
6248024	ONL SD 6M		9/5/06	9:41	09/05/06	14:19	110		
6248026	ONL SD 8M		9/5/06	9:48	09/05/06	14:20	111		
6248028	ONL SD 10M		9/5/06	10:00	09/05/06	14:22	358		
6248029	ONL SD 11M		9/5/06	10:08	09/05/06	15:40	443		
6248030	ONL SD 12M		9/5/06	10:15	09/05/06	15:50	546		
6248031	ONL SD 13M		9/5/06	10:26	09/05/06	15:51	682		
6248032	ONL SD 14M		9/5/06	10:35	09/05/06	15:52	884		
6248033	ONL SD 15M		9/5/06	10:41	09/05/06	15:53	1012		
6248034	ONL SD 16M	A	9/5/06	10:50	09/05/06	15:55	1239		
6248035	ONL SD 16M	B	9/5/06	10:50	09/05/06	15:57	1268		
6248036	ONL SD 16M	C	9/5/06	10:58	09/05/06	15:58	1226		
6248037	ONL SD 17M		9/5/06	11:08	09/05/06	16:26	2246		
6248038	ONL SD 18M		9/5/06	11:13	09/05/06	16:07	1357		
6248039	ONL SD 19M		9/5/06	11:30	09/05/06	16:27	3130		
6254002	ONL SD Field Trip Blank		9/11/06	7:10	09/11/06	13:18	41	*U*	
6254003	ONL SD 0M	A	9/11/06	8:50	09/11/06	13:19	13	*J*	Result less than method reporting limit; laboratory duplicate precision criterion exceeded.
6254004	ONL SD 0M	B	9/11/06	8:50	09/11/06	13:20	26	*J*	Result less than method reporting limit; laboratory duplicate precision criterion exceeded.

Table B-4. Summary of ammonia analytical results

UFI Lab ID	Client ID	Triplicate	Sampling Date	Sampling Time	Analysis Date	Analysis Time	T-NH_3 (µg/L)	Data Validation Qualifier	Data Validation Comment
6254005	ONL SD 0M	C	9/11/06	8:50	09/11/06	13:21	17	*J*	Result less than method reporting limit; laboratory duplicate precision criterion exceeded.
6254007	ONL SD 2M		9/11/06	9:00	09/11/06	13:22	13	*J*	Result less than method reporting limit.
6254012	ONL SD 4M		9/11/06	9:16	09/11/06	13:25	30	*J*	Result less than method reporting limit.
6254014	ONL SD 6M		9/11/06	9:24	09/11/06	13:26	32	*J*	Result less than method reporting limit.
6254016	ONL SD 8M		9/11/06	9:43	09/11/06	13:27	321		
6254017	ONL SD 9M		9/11/06	9:48	09/11/06	14:48	382		
6254017	ONL SD 9M		9/11/06	9:48	09/11/06	13:28	370		
6254018	ONL SD 10M		9/11/06	9:53	09/11/06	14:49	501		
6254019	ONL SD 11M		9/11/06	10:00	09/11/06	14:58	584		
6254020	ONL SD 12M		9/11/06	10:05	09/11/06	15:00	671		
6254021	ONL SD 13M		9/11/06	10:14	09/11/06	15:01	726		
6254022	ONL SD 14M		9/11/06	10:19	09/11/06	15:02	950		
6254023	ONL SD 15M		9/11/06	10:26	09/11/06	15:03	1244		
6254024	ONL SD 16M	A	9/11/06	10:32	09/11/06	15:05	1415		
6254025	ONL SD 16M	B	9/11/06	10:32	09/11/06	15:07	1441		
6254026	ONL SD 16M	C	9/11/06	10:32	09/11/06	15:08	1413		
6254027	ONL SD 17M		9/11/06	10:53	09/11/06	15:16	1647		
6254028	ONL SD 18M		9/11/06	10:54	09/11/06	15:36	2396		
6254029	ONL SD 19M		9/11/06	11:05	09/11/06	15:37	3384		
6261001	ONL SD Field Trip Blank		9/18/06	7:10	09/19/06	12:41	41	*U*	
6261002	ONL SD 0M	A	9/18/06	11:10	09/19/06	12:42	39	*J*	Result less than method reporting limit.
6261003	ONL SD 0M	B	9/18/06	11:12	09/19/06	12:43	29	*J*	Result less than method reporting limit.
6261004	ONL SD 0M	C	9/18/06	11:20	09/19/06	12:44	51		
6261006	ONL SD 2M		9/18/06	11:24	09/19/06	12:45	44		
6261010	ONL SD 4M		9/18/06	11:33	09/19/06	12:48	82		

Table B-4. Summary of ammonia analytical results

UFI Lab ID	Client ID	Triplicate	Sampling Date	Sampling Time	Analysis Date	Analysis Time	T-NH_3 (µg/L)	Data Validation Qualifier	Data Validation Comment
6261012	ONL SD 6M		9/18/06	11:47	09/19/06	12:49	106		
6261014	ONL SD 8M		9/18/06	11:58	09/19/06	12:50	273		
6261015	ONL SD 9M		9/18/06	12:10	09/19/06	12:51	260		
6261016	ONL SD 10M		9/18/06	12:12	09/19/06	12:52	343		
6261017	ONL SD 11M		9/18/06	12:30	09/19/06	14:22	505		
6261018	ONL SD 12M		9/18/06	12:40	09/19/06	14:23	772		
6261019	ONL SD 13M		9/18/06	12:50	09/19/06	14:24	899		
6261020	ONL SD 14M		9/18/06	13:05	09/19/06	14:25	981		
6261021	ONL SD 15M		9/18/06	12:15	09/19/06	14:26	1083		
6261022	ONL SD 16M	A	9/18/06	13:35	09/19/06	14:29	1386		
6261023	ONL SD 16M	B	9/18/06	13:40	09/19/06	14:30	1314		
6261024	ONL SD 16M	C	9/18/06	13:45	09/19/06	14:31	1468		
6261025	ONL SD 17M		9/18/06	13:53	09/19/06	14:39	1486		
6261026	ONL SD 18M		9/18/06	14:10	09/19/06	14:59	2161		
6261027	ONL SD 19M		9/18/06	14:25	09/19/06	15:01	3163		
6268004	ONL SD Field Trip Blank		9/25/06	7:15	09/27/06	9:11	41	*UJ*	Sample analyzed between 49-96 hours after sample collection.
6268005	ONL SD 0M	A	9/25/06	9:00	09/27/06	9:12	100	*J*	Sample analyzed between 49-96 hours after sample collection.
6268006	ONL SD 0M	B	9/25/06	9:00	09/27/06	9:13	96	*J*	Sample analyzed between 49-96 hours after sample collection.
6268007	ONL SD 0M	C	9/25/06	9:00	09/27/06	9:14	93	*J*	Sample analyzed between 49-96 hours after sample collection.
6268009	ONL SD 2M		9/25/06	9:17	09/27/06	9:16	103		
6268014	ONL SD 4M		9/25/06	9:35	09/27/06	9:18	97		
6268016	ONL SD 6M		9/25/06	9:45	09/27/06	9:19	99		
6268018	ONL SD 8M		9/25/06	10:00	11/02/06	13:24	79	*J*	Sample analyzed more than 96 hours after sample collection.
6268020	ONL SD 10M		9/25/06	10:10	09/27/06	9:20	333		
6268021	ONL SD 11M		9/25/06	10:15	09/27/06	10:41	533	*J*	Sample analyzed between 49-96 hours after sample collection.

Table B-4. Summary of ammonia analytical results

UFI Lab ID	Client ID	Triplicate	Sampling Date	Sampling Time	Analysis Date	Analysis Time	T-NH_3 (µg/L)	Data Validation Qualifier	Data Validation Comment
6268022	ONL SD 12M		9/25/06	10:27	09/27/06	10:42	830	*J*	Sample analyzed between 49-96 hours after sample collection.
6268023	ONL SD 13M		9/25/06	10:36	09/27/06	10:45	1123	*J*	Sample analyzed between 49-96 hours after sample collection.
6268024	ONL SD 14M		9/25/06	10:46	09/27/06	10:46	1386		
6268025	ONL SD 15M		9/25/06	10:56	09/27/06	10:47	1711		
6268026	ONL SD 16M	A	9/25/06	11:10	09/27/06	10:48	1825		
6268027	ONL SD 16M	B	9/25/06	11:10	09/27/06	10:49	1825		
6268028	ONL SD 16M	C	9/25/06	11:10	09/27/06	10:52	1891		
6268029	ONL SD 17M		9/25/06	11:22	09/27/06	11:00	2000		
6268030	ONL SD 18M		9/25/06	11:40	09/27/06	11:01	2013		
6268031	ONL SD 19M		9/25/06	11:51	09/27/06	11:02	2790		
6275001	ONL SD Field Trip Blank		10/2/06	7:15	10/03/06	18:12	41	*U*	
6275002	ONL SD 0M	A	10/2/06	9:20	10/03/06	18:13	188		
6275003	ONL SD 0M	B	10/2/06	9:20	10/03/06	18:14	184		
6275004	ONL SD 0M	C	10/2/06	9:20	10/03/06	18:15	134		
6275006	ONL SD 2M		10/2/06	9:25	10/03/06	18:16	175		
6275011	ONL SD 4M		10/2/06	9:40	10/03/06	18:19	140		
6275013	ONL SD 6M		10/2/06	9:59	10/03/06	18:20	176		
6275015	ONL SD 8M		10/2/06	10:15	10/03/06	18:21	115		
6275017	ONL SD 10M		10/2/06	10:50	10/03/06	18:22	146		
6275018	ONL SD 11M		10/2/06	11:00	10/03/06	18:23	186		
6275020	ONL SD 13M		10/2/06	11:20	10/03/06	20:03	1094		
6275021	ONL SD 14M		10/2/06	11:27	10/03/06	20:04	1451		
6275022	ONL SD 15M		10/2/06	11:40	10/03/06	20:05	1466		
6275023	ONL SD 16M	A	10/2/06	11:50	10/03/06	20:06	1608		
6275024	ONL SD 16M	B	10/2/06	11:50	10/03/06	20:09	1587		
6275025	ONL SD 16M	C	10/2/06	11:50	10/03/06	20:10	1609		
6275026	ONL SD 17M		10/2/06	12:00	10/03/06	20:11	1784		
6275027	ONL SD 18M		10/2/06	12:25	10/03/06	20:19	1958		
6275028	ONL SD 19M		10/2/06	12:45	10/03/06	20:20	2160		

Table B-4. Summary of ammonia analytical results

UFI Lab ID	Client ID	Triplicate	Sampling Date	Sampling Time	Analysis Date	Analysis Time	T-NH_3 (µg/L)	Data Validation Qualifier	Data Validation Comment
6282003	ONL SD Field Trip Blank		10/9/06	7:15	10/10/06	12:18	33	*J*	Result less than method reporting limit; LCS recovered high.
6282004	ONL SD 0M	A	10/9/06	9:13	10/10/06	12:19	124	*J+*	LCS recovered high; result within a factor of five of associated blank and may be biased high.
6282005	ONL SD 0M	B	10/9/06	9:13	10/10/06	12:20	122	*J+*	LCS recovered high; result within a factor of five of associated blank and may be biased high.
6282006	ONL SD 0M	C	10/9/06	9:13	10/10/06	12:22	123	*J+*	LCS recovered high; result within a factor of five of associated blank and may be biased high.
6282008	ONL SD 2M		10/9/06	9:26	10/10/06	12:23	140	*J+*	LCS recovered high; result within a factor of five of associated blank and may be biased high.
6282013	ONL SD 4M		10/9/06	9:42	10/10/06	12:25	133	*J+*	LCS recovered high; result within a factor of five of associated blank and may be biased high.
6282015	ONL SD 6M		10/9/06	9:56	10/10/06	12:26	146	*J+*	LCS recovered high; result within a factor of five of associated blank and may be biased high.
6282016	ONL SD 7M		10/9/06	9:59	10/10/06	12:27	142	*J+*	LCS recovered high; result within a factor of five of associated blank and may be biased high.
6282017	ONL SD 8M		10/9/06	10:03	10/10/06	12:29	147	*J+*	LCS recovered high; result within a factor of five of associated blank and may be biased high.
6282018	ONL SD 9M		10/9/06	10:05	10/10/06	12:30	151	*J+*	LCS recovered high; result within a factor of five of associated blank and may be biased high.
6282019	ONL SD 10M		10/9/06	10:08	10/10/06	12:37	212	*J*	LCS recovered high.
6282020	ONL SD 11M		10/9/06	10:15	10/10/06	12:38	325	*J*	LCS recovered high.
6282021	ONL SD 12M		10/9/06	10:18	10/10/06	14:11	556	*J*	LCS recovered high.

Table B-4. Summary of ammonia analytical results

UFI Lab ID	Client ID	Triplicate	Sampling Date	Sampling Time	Analysis Date	Analysis Time	T-NH_3 (µg/L)	Data Validation Qualifier	Data Validation Comment
6282022	ONL SD 13M		10/9/06	10:28	10/10/06	14:12	1323	*J*	LCS recovered high.
6282023	ONL SD 14M		10/9/06	10:35	10/10/06	14:13	1664	*J*	LCS recovered high.
6282024	ONL SD 15M		10/9/06	10:43	10/10/06	14:51	1785	*J*	LCS recovered high.
6282025	ONL SD 16M	A	10/9/06	11:50	10/10/06	14:24	1853	*J*	LCS recovered high.
6282026	ONL SD 16M	B	10/9/06	11:50	10/10/06	14:52	1802	*J*	LCS recovered high.
6282027	ONL SD 16M	C	10/9/06	11:50	10/10/06	14:50	1853	*J*	LCS recovered high.
6282028	ONL SD 17M		10/9/06	11:08	10/10/06	14:54	1996	*J*	LCS recovered high.
6282029	ONL SD 18M		10/9/06	11:19	10/10/06	14:55	2188	*J*	LCS recovered high.
6282030	ONL SD 19M		10/9/06	11:30	10/10/06	15:59	2054	*J*	LCS recovered high.
6289001	ONL SD Field Trip Blank		10/16/06	7:15	10/17/06	13:02	27	*J*	Result less than method reporting limit; LCS recovered high.
6289002	ONL SD 0M	A	10/16/06	9:28	10/17/06	14:34	375	*J*	LCS recovered high.
6289003	ONL SD 0M	B	10/16/06	9:28	10/17/06	13:04	371	*J*	LCS recovered high.
6289004	ONL SD 0M	C	10/16/06	9:28	10/17/06	14:36	378	*J*	LCS recovered high.
6289006	ONL SD 2M		10/16/06	9:40	10/17/06	14:37	403	*J*	LCS recovered high.
6289011	ONL SD 4M		10/16/06	9:59	10/17/06	14:39	384	*J*	LCS recovered high.
6289013	ONL SD 6M		10/16/06	10:09	10/17/06	13:10	370	*J*	LCS recovered high.
6289015	ONL SD 8M		10/16/06	10:24	10/17/06	14:42	416	*J*	LCS recovered high.
6289017	ONL SD 10M		10/16/06	10:35	11/02/06	13:25	350	*J*	Sample analyzed more than 96 hours after sample collection.
6289019	ONL SD 12M		10/16/06	10:45	11/02/06	13:23	356	*J*	Sample analyzed more than 96 hours after sample collection.
6289021	ONL SD 14M		10/16/06	10:55	10/17/06	14:50	380		
6289022	ONL SD 15M		10/16/06	11:01	10/17/06	14:51	408		
6289023	ONL SD 16M	A	10/16/06	11:10	10/17/06	14:53	518		
6289024	ONL SD 16M	B	10/16/06	11:10	10/17/06	14:55	527		
6289025	ONL SD 16M	C	10/16/06	11:10	10/17/06	14:56	507		
6289026	ONL SD 17M		10/16/06	11:15	10/17/06	14:57	1543		
6289027	ONL SD 18M		10/16/06	11:39	10/17/06	14:58	1231		
6289028	ONL SD 19M		10/16/06	11:50	10/17/06	15:00	1241		
6305001	ONL SD Field Trip Blank		11/1/06	7:15	11/02/06	13:01	30	*J*	Result less than method reporting limit.

Table B-4. Summary of ammonia analytical results

UFI Lab ID	Client ID	Triplicate	Sampling Date	Sampling Time	Analysis Date	Analysis Time	T-NH_3 (µg/L)	Data Validation Qualifier	Data Validation Comment
6305002	ONL SD 0M	A	11/1/06	9:00	11/02/06	14:44	486		
6305003	ONL SD 0M	B	11/1/06	9:00	11/02/06	14:45	504		
6305004	ONL SD 0M	C	11/1/06	9:00	11/02/06	14:46	516		
6305006	ONL SD 2M		11/1/06	9:10	11/02/06	14:54	497		
6305010	ONL SD 4M		11/1/06	9:25	11/02/06	14:57	510		
6305011	ONL SD 8M		11/1/06	9:45	11/02/06	14:58	511		
6305012	ONL SD 12M		11/1/06	10:01	11/02/06	14:59	507		
6305013	ONL SD 16M	A	11/1/06	10:35	11/02/06	15:00	506		
6305014	ONL SD 16M	B	11/1/06	10:35	11/02/06	15:01	510		
6305015	ONL SD 16M	C	11/1/06	10:35	11/02/06	15:04	498		
6305016	ONL SD 18M		11/1/06	10:46	11/02/06	15:05	504		
6318125	ONL SD Field Trip Blank		11/14/06	7:15	11/15/06	12:33	41	*U*	
6318126	ONL SD 0M	A	11/14/06	9:50	11/15/06	13:37	396		
6318127	ONL SD 0M	B	11/14/06	9:55	11/15/06	13:38	369		
6318128	ONL SD 0M	C	11/14/06	10:00	11/15/06	13:39	382		
6318129	ONL SD 2M		11/14/06	10:10	11/15/06	13:40	398		
6318133	ONL SD 4M		11/14/06	10:14	11/15/06	13:43	366		
6318134	ONL SD 8M		11/14/06	10:20	11/15/06	13:51	404		
6318135	ONL SD 12M		11/14/06	10:30	11/15/06	13:52	407		
6318136	ONL SD 16M	A	11/14/06	10:40	11/15/06	14:18	425		
6318137	ONL SD 16M	B	11/14/06	10:45	11/15/06	13:53	450		
6318138	ONL SD 16M	C	11/14/06	10:50	11/15/06	13:57	445		
6318139	ONL SD 18M		11/14/06	11:00	11/15/06	14:19	421		
6331001	ONL SD Field Trip Blank		11/27/06	7:15	11/27/06	15:01	41	*U*	
6331002	ONL SD 0M	A	11/27/06	8:30	11/27/06	15:50	337		
6331003	ONL SD 0M	B	11/27/06	8:30	11/27/06	15:51	332		
6331004	ONL SD 0M	C	11/27/06	8:30	11/27/06	15:52	324		
6331006	ONL SD 2M		11/27/06	8:40	11/27/06	15:53	344		
6331010	ONL SD 4M		11/27/06	9:05	11/27/06	15:55	325		
6331011	ONL SD 8M		11/27/06	9:20	11/27/06	15:57	410		
6331012	ONL SD 12M		11/27/06	9:30	11/27/06	16:05	338		
6331013	ONL SD 16M	A	11/27/06	9:45	11/27/06	16:06	361		

Table B-4. Summary of ammonia analytical results

UFI Lab ID	Client ID	Triplicate	Sampling Date	Sampling Time	Analysis Date	Analysis Time	T-NH_3 (µg/L)	Data Validation Qualifier	Data Validation Comment
6331014	ONL SD 16M	B	11/27/06	9:45	11/27/06	16:07	338		
6331015	ONL SD 16M	C	11/27/06	9:45	11/27/06	16:08	344		
6331016	ONL SD 18M		11/27/06	10:00	11/27/06	15:15	297		

Note: CCV - continuing calibration verification
ICV - initial calibration verification
J - estimated
J+ - result is an estimated value and may be biased high because of contamination noted in the associated method blank(s).
U - undetected at given detection limit

Table B-5. Summary of dissolved organic carbon analytical results

UFI Lab ID	Client ID	Triplicate	Sampling Date	Sampling Time	Analysis Date	Analysis Time	DOC (mg/L)	Data Validation Qualifier	Data Validation Comment
6121001	ONL SD Field Trip Blank		5/1/06	7:10	05/17/06	18:41	1.6	*J*	Associated field triplicate sets exceeded precison criterion
6121002	ONL SD 0M	A	5/1/06	8:50	05/17/06	18:51	6.5	*J+*	Associated Field Trip Blank result >1 mg/L; associated field triplicate sets exceeded precison criterion
6121003	ONL SD 0M	B	5/1/06	8:55	05/17/06	19:10	3.4	*J+*	Associated Field Trip Blank result >1 mg/L; associated field triplicate sets exceeded precison criterion
6121004	ONL SD 0M	C	5/1/06	9:00	05/17/06	19:19	3.5	*J+*	Associated Field Trip Blank result >1 mg/L; associated field triplicate sets exceeded precison criterion
6121006	ONL SD 2M		5/1/06	9:20	05/17/06	19:29	4.6	*J+*	Associated Field Trip Blank result >1 mg/L; associated field triplicate sets exceeded precison criterion
6121011	ONL SD 4M		5/1/06	9:34	05/17/06	19:38	4.0	*J+*	Associated Field Trip Blank result >1 mg/L; associated field triplicate sets exceeded precison criterion
6121013	ONL SD 6M		5/1/06	9:40	05/17/06	19:48	5.3	*J+*	Associated Field Trip Blank result >1 mg/L; associated field triplicate sets exceeded precison criterion
6121015	ONL SD 8M		5/1/06	9:49	05/17/06	20:05	4.3	*J+*	Associated Field Trip Blank result >1 mg/L; associated field triplicate sets exceeded precison criterion
6121017	ONL SD 10M		5/1/06	9:59	05/17/06	20:14	4.5	*J+*	Associated Field Trip Blank result >1 mg/L; associated field triplicate sets exceeded precison criterion
6121019	ONL SD 12M		5/1/06	10:10	05/17/06	20:24	4.9	*J+*	Associated Field Trip Blank result >1 mg/L; associated field triplicate sets exceeded precison criterion

Table B-5. Summary of dissolved organic carbon analytical results

UFI Lab ID	Client ID	Triplicate	Sampling Date	Sampling Time	Analysis Date	Analysis Time	DOC (mg/L)	Data Validation Qualifier	Data Validation Comment
6121021	ONL SD 14M		5/1/06	10:17	05/17/06	20:33	4.7	*J+*	Associated Field Trip Blank result >1 mg/L; associated field triplicate sets exceeded precison criterion
6121023	ONL SD 16M	A	5/1/06	10:25	05/17/06	20:43	8.4	*J+*	Associated Field Trip Blank result >1 mg/L; associated field triplicate sets exceeded precison criterion
6121024	ONL SD 16M	B	5/1/06	10:25	05/17/06	21:02	3.5	*J+*	Associated Field Trip Blank result >1 mg/L; associated field triplicate sets exceeded precison criterion
6121025	ONL SD 16M	C	5/1/06	10:25	05/17/06	21:11	2.9	*J+*	Associated Field Trip Blank result >1 mg/L; associated field triplicate sets exceeded precison criterion
6121027	ONL SD 18M		5/1/06	10:40	05/17/06	21:31	3.3	*J+*	Associated Field Trip Blank result >1 mg/L; associated field triplicate sets exceeded precison criterion
6128001	ONL SD Field Trip Blank		5/8/06	7:10	05/22/06	19:55	0.7		
6128002	ONL SD 0M	A	5/8/06	9:00	05/22/06	20:05	5.8		
6128003	ONL SD 0M	B	5/8/06	9:05	05/22/06	20:53	3.1		
6128004	ONL SD 0M	C	5/8/06	9:09	05/22/06	21:02	2.8		
6128006	ONL SD 2M		5/8/06	9:05	05/22/06	20:14	3.0		
6128013	ONL SD 6M		5/8/06	9:25	05/22/06	21:12	2.8		
6128015	ONL SD 8M		5/8/06	9:38	05/22/06	21:22	2.6		
6128017	ONL SD 10M		5/8/06	9:47	05/22/06	21:31	2.7		
6128019	ONL SD 12M		5/8/06	10:02	05/22/06	21:41	2.7		
6128021	ONL SD 14M		5/8/06	10:13	05/22/06	21:50	2.8		
6128023	ONL SD 16M	A	5/8/06	10:25	05/22/06	22:00	2.6		
6128024	ONL SD 16M	B	5/8/06	10:26	05/22/06	22:19	2.8		
6128025	ONL SD 16M	C	5/8/06	10:27	05/22/06	22:28	2.7		
6128027	ONL SD 18M		5/8/06	10:42	05/22/06	22:38	2.8		
6135001	ONL SD Field Trip Blank		5/15/06	7:10	05/15/06	18:51	0.5		
6135002	ONL SD 0M	A	5/15/06	9:10	05/15/06	18:56	3.0		

Table B-5. Summary of dissolved organic carbon analytical results

UFI Lab ID	Client ID	Triplicate	Sampling Date	Sampling Time	Analysis Date	Analysis Time	DOC (mg/L)	Data Validation Qualifier	Data Validation Comment
6135004	ONL SD 0M	C	5/15/06	9:10	05/15/06	19:11	2.9		
6135006	ONL SD 2M		5/15/06	9:25	05/15/06	19:16	3.1		
6135011	ONL SD 4M		5/15/06	9:44	05/15/06	19:21	3.1		
6135013	ONL SD 6M		5/15/06	9:53	05/15/06	19:26	3.1		
6135015	ONL SD 8M		5/15/06	10:02	05/15/06	19:35	3.2		
6135017	ONL SD 10M		5/15/06	10:15	05/15/06	19:40	3.0		
6135019	ONL SD 12M		5/15/06	10:23	05/15/06	19:45	2.9		
6135021	ONL SD 14M		5/15/06	10:39	05/15/06	19:50	2.8		
6135025	ONL SD 16M	C	5/15/06	10:51	05/15/06	20:09	2.8		
6135027	ONL SD 18M		5/15/06	11:13	05/15/06	20:14	3.1		
6142001	ONL SD Field Trip Blank		5/22/06	7:00	05/31/06	19:48	5.2	*J*	
6142002	ONL SD 0M	A	5/22/06	9:18	05/31/06	19:58	3.1	*J+*	Associated Field Trip Blank result >1 mg/L
6142003	ONL SD 0M	B	5/22/06	9:18	05/31/06	20:07	3.2	*J+*	Associated Field Trip Blank result >1 mg/L
6142004	ONL SD 0M	C	5/22/06	9:18	05/31/06	20:17	3.0	*J+*	Associated Field Trip Blank result >1 mg/L
6142006	ONL SD 2M		5/22/06	9:25	05/31/06	20:50	4.1	*J+*	Associated Field Trip Blank result >1 mg/L
6142011	ONL SD 4M		5/22/06	9:49	05/31/06	21:00	3.7	*J+*	Associated Field Trip Blank result >1 mg/L
6142013	ONL SD 6M		5/22/06	10:00	05/31/06	21:10	4.3	*J+*	Associated Field Trip Blank result >1 mg/L
6142015	ONL SD 8M		5/22/06	10:12	05/31/06	21:28	5.3	*J+*	Associated Field Trip Blank result >1 mg/L
6142017	ONL SD 10M		5/22/06	10:25	05/31/06	21:38	4.3	*J+*	Associated Field Trip Blank result >1 mg/L
6142019	ONL SD 12M		5/22/06	10:38	05/31/06	21:48	3.0	*J+*	Associated Field Trip Blank result >1 mg/L
6142021	ONL SD 14M		5/22/06	10:52	05/31/06	21:57	3.0	*J+*	Associated Field Trip Blank result >1 mg/L

Table B-5. Summary of dissolved organic carbon analytical results

UFI Lab ID	Client ID	Triplicate	Sampling Date	Sampling Time	Analysis Date	Analysis Time	DOC (mg/L)	Data Validation Qualifier	Data Validation Comment
6142023	ONL SD 16M	A	5/22/06	11:12	05/31/06	22:07	4.1	J+	Associated Field Trip Blank result >1 mg/L
6142024	ONL SD 16M	B	5/22/06	11:12	05/31/06	22:16	3.4	J+	Associated Field Trip Blank result >1 mg/L
6142025	ONL SD 16M	C	5/22/06	11:12	05/31/06	22:26	3.4	J+	Associated Field Trip Blank result >1 mg/L
6142027	ONL SD 18M		5/22/06	11:34	05/31/06	22:43	3.2	J+	Associated Field Trip Blank result >1 mg/L
6150001	ONL SD Field Trip Blank		5/30/06	7:30	06/23/06	18:43	1.7	J+	Associated Field Trip Blank result >1 mg/L
6150002	ONL SD 0M	A	5/30/06	9:28	06/23/06	18:53	2.7	J+	Associated Field Trip Blank result >1 mg/L
6150003	ONL SD 0M	B	5/30/06	9:28	06/23/06	19:12	2.8	J+	Associated Field Trip Blank result >1 mg/L
6150004	ONL SD 0M	C	5/30/06	9:28	06/23/06	19:21	2.7	J+	Associated Field Trip Blank result >1 mg/L
6150006	ONL SD 2M		5/30/06	9:47	06/23/06	19:31	2.8	J+	Associated Field Trip Blank result >1 mg/L
6150017	ONL SD 10M		5/30/06	10:27	08/17/06	20:22	3.4	J+	Sample analyzed more than 56 days after sample collection; associated Field Trip Blank result >1mg/L.
6150019	ONL SD 12M		5/30/06	10:35	08/17/06	20:31	2.8	J+	Sample analyzed more than 56 days after sample collection; associated Field Trip Blank result >1mg/L.
6150021	ONL SD 14M		5/30/06	10:46	10/26/06	23:43	3.7	J+	Sample analyzed more than 56 days after sample collection; associated Field Trip Blank result >1mg/L.

Table B-5. Summary of dissolved organic carbon analytical results

UFI Lab ID	Client ID	Triplicate	Sampling Date	Sampling Time	Analysis Date	Analysis Time	DOC (mg/L)	Data Validation Qualifier	Data Validation Comment
6150023	ONL SD 16M	A	5/30/06	10:55	08/17/06	20:40	3.2	*J+*	Sample analyzed more than 56 days after sample collection; associated Field Trip Blank result >1mg/L.
6150024	ONL SD 16M	B	5/30/06	10:55	08/17/06	20:50	2.8	*J+*	Sample analyzed more than 56 days after sample collection; associated Field Trip Blank result >1mg/L.
6150025	ONL SD 16M	C	5/30/06	10:55	08/17/06	20:59	2.9	*J+*	Sample analyzed more than 56 days after sample collection; associated Field Trip Blank result >1mg/L.
6150027	ONL SD 18M		5/30/06	11:12	08/17/06	21:08	3.0	*J+*	Sample analyzed more than 56 days after sample collection; associated Field Trip Blank result >1mg/L.
6156001	ONL SD Field Trip Blank		6/5/06	7:30	06/23/06	15:48	0.3	*J+*	Result less than method reporting limit; result within a factor of five of associated blank and may be biased high.
6156002	ONL SD 0M	A	6/5/06	9:00	06/23/06	15:58	2.7		
6156003	ONL SD 0M	B	6/5/06	9:00	06/23/06	16:08	2.8		
6156004	ONL SD 0M	C	6/5/06	9:00	06/23/06	16:17	2.7		
6156006	ONL SD 2M		6/5/06	9:15	06/23/06	16:27	2.8		
6156011	ONL SD 4M		6/5/06	9:32	06/23/06	16:46	2.5		
6156013	ONL SD 6M		6/5/06	9:38	06/23/06	16:55	2.6		
6156015	ONL SD 8M		6/5/06	9:52	06/23/06	17:05	2.5		
6156017	ONL SD 10M		6/5/06	9:59	06/23/06	17:14	2.5		
6156019	ONL SD 12M		6/5/06	10:08	06/23/06	17:24	2.5		
6156021	ONL SD 14M		6/5/06	10:20	06/23/06	17:34	2.6		
6156023	ONL SD 16M	A	6/5/06	10:35	06/23/06	17:43	2.5		

Table B-5. Summary of dissolved organic carbon analytical results

UFI Lab ID	Client ID	Triplicate	Sampling Date	Sampling Time	Analysis Date	Analysis Time	DOC (mg/L)	Data Validation Qualifier	Data Validation Comment
6156024	ONL SD 16M	B	6/5/06	10:35	06/23/06	18:17	2.6		
6156025	ONL SD 16M	C	6/5/06	10:35	06/23/06	18:27	2.6		
6156027	ONL SD 18M		6/5/06	10:45	06/23/06	18:36	2.7		
6163003	ONL SD Field Trip Blank		6/12/06	9:20	08/14/06	17:46	0.3	*J+*	Result less than method reporting limit; sample analyzed more than 56 days after sample collection; result within a factor of five of associated blank and may be biased high.
6163004	ONL SD 0M	A	6/12/06	9:20	08/14/06	17:55	3.4	*J*	Sample analyzed more than 56 days after sample collection
6163005	ONL SD 0M	B	6/12/06	9:20	08/14/06	18:05	3.2	*J*	Sample analyzed more than 56 days after sample collection
6163006	ONL SD 0M	C	6/12/06	9:20	08/14/06	18:14	3.4	*J*	Sample analyzed more than 56 days after sample collection
6163008	ONL SD 2M		6/12/06	9:30	08/14/06	18:32	3.4	*J*	Sample analyzed more than 56 days after sample collection
6163013	ONL SD 4M		6/12/06	9:41	08/14/06	18:41	3.4	*J*	Sample analyzed more than 56 days after sample collection
6163015	ONL SD 6M		6/12/06	9:50	08/14/06	18:51	3.1	*J*	Sample analyzed more than 56 days after sample collection
6163017	ONL SD 8M		6/12/06	10:00	08/14/06	19:00	3.1	*J*	Sample analyzed more than 56 days after sample collection
6163019	ONL SD 10M		6/12/06	10:09	08/14/06	19:09	2.8	*J*	Sample analyzed more than 56 days after sample collection
6163021	ONL SD 12M		6/12/06	10:18	08/14/06	19:43	2.8	*J*	Sample analyzed more than 56 days after sample collection
6163023	ONL SD 14M		6/12/06	10:23	08/14/06	19:59	2.7	*J*	Sample analyzed more than 56 days after sample collection

Table B-5. Summary of dissolved organic carbon analytical results

UFI Lab ID	Client ID	Triplicate	Sampling Date	Sampling Time	Analysis Date	Analysis Time	DOC (mg/L)	Data Validation Qualifier	Data Validation Comment
6163025	ONL SD 16M	A	6/12/06	10:40	08/14/06	20:08	2.7	*J*	Sample analyzed more than 56 days after sample collection
6163026	ONL SD 16M	B	6/12/06	10:40	08/14/06	20:17	2.8	*J*	Sample analyzed more than 56 days after sample collection
6163027	ONL SD 16M	C	6/12/06	10:40	08/14/06	20:27	2.8	*J*	Sample analyzed more than 56 days after sample collection
6163029	ONL SD 18M		6/12/06	10:49	08/14/06	20:36	2.8	*J*	Sample analyzed more than 56 days after sample collection
6170001	ONL SD Field Trip Blank		6/19/06	7:15	08/11/06	20:06:00	0.6	*J+*	Sample analyzed between 29-56 days after sample collection; result
6170002	ONL SD 0M	A	6/19/06	9:15	08/11/06	20:16:00	3.9	*J*	Sample analyzed between 29-56 days after sample collection
6170003	ONL SD 0M	B	6/19/06	9:15	08/11/06	20:25:00	3.7	*J*	Sample analyzed between 29-56 days after sample collection
6170004	ONL SD 0M	C	6/19/06	9:15	08/11/06	20:35:00	3.9	*J*	Sample analyzed between 29-56 days after sample collection
6170006	ONL SD 2M		6/19/06	9:24	08/11/06	20:44:00	3.6	*J*	Sample analyzed between 29-56 days after sample collection
6170011	ONL SD 4M		6/19/06	9:41	08/11/06	21:08:00	3.7	*J*	Sample analyzed between 29-56 days after sample collection
6170013	ONL SD 6M		6/19/06	9:50	08/11/06	21:17:00	3.8	*J*	Sample analyzed between 29-56 days after sample collection
6170015	ONL SD 8M		6/19/06	9:59	08/11/06	21:50:00	3.5	*J*	Sample analyzed between 29-56 days after sample collection
6170017	ONL SD 10M		6/19/06	10:13	08/11/06	21:59:00	3.4	*J*	Sample analyzed between 29-56 days after sample collection
6170019	ONL SD 12M		6/19/06	10:22	08/11/06	22:17:00	2.9	*J+*	Sample analyzed between 29-56 days after sample collection; result

Table B-5. Summary of dissolved organic carbon analytical results

UFI Lab ID	Client ID	Triplicate	Sampling Date	Sampling Time	Analysis Date	Analysis Time	DOC (mg/L)	Data Validation Qualifier	Data Validation Comment
6170021	ONL SD 14M		6/19/06	10:37	08/11/06	22:33:00	3.1	*J*	Sample analyzed between 29-56 days after sample collection
6170023	ONL SD 16M	A	6/19/06	11:00	08/11/06	22:52:00	3.2	*J*	Sample analyzed between 29-56 days after sample collection
6170024	ONL SD 16M	B	6/19/06	11:00	08/11/06	23:01:00	3.0	*J*	Sample analyzed between 29-56 days after sample collection
6170025	ONL SD 16M	C	6/19/06	11:00	08/11/06	23:11:00	3.1	*J*	Sample analyzed between 29-56 days after sample collection
6170027	ONL SD 18M		6/19/06	11:20	08/14/06	20:45	3.3	*J*	Sample analyzed between 29-56 days after sample collection
6177001	ONL SD Field Trip Blank		6/26/06	7:30	08/09/06	19:39	0.7	*J+*	Sample analyzed between 29-56 days after sample collection; result within a factor of five of associated blank and may be biased high.
6177002	ONL SD 0M	A	6/26/06	10:00	08/09/06	19:48	3.8	*J*	Sample analyzed between 29-56 days after sample collection
6177003	ONL SD 0M	B	6/26/06	10:00	08/09/06	19:58	3.9	*J*	Sample analyzed between 29-56 days after sample collection
6177004	ONL SD 0M	C	6/26/06	10:00	08/09/06	20:07	4.2	*J*	Sample analyzed between 29-56 days after sample collection
6177006	ONL SD 2M		6/26/06	10:15	08/09/06	20:16	3.8	*J*	Sample analyzed between 29-56 days after sample collection
6177011	ONL SD 4M		6/26/06	10:35	08/09/06	20:40	3.8	*J*	Sample analyzed between 29-56 days after sample collection
6177013	ONL SD 6M		6/26/06	10:48	08/09/06	20:49	3.7	*J*	Sample analyzed between 29-56 days after sample collection

Table B-5. Summary of dissolved organic carbon analytical results

UFI Lab ID	Client ID	Triplicate	Sampling Date	Sampling Time	Analysis Date	Analysis Time	DOC (mg/L)	Data Validation Qualifier	Data Validation Comment
6177015	ONL SD 8M		6/26/06	10:56	08/09/06	20:59	3.4	*J+*	Sample analyzed between 29-56 days after sample collection; result within a factor of five of associated blank and may be biased high.
6177017	ONL SD 10M		6/26/06	11:10	08/09/06	21:08	3.6	*J*	Sample analyzed between 29-56 days after sample collection
6177019	ONL SD 12M		6/26/06	11:30	08/09/06	21:17	3.4	*J+*	Sample analyzed between 29-56 days after sample collection; result within a factor of five of associated blank and may be biased high.
6177021	ONL SD 14M		6/26/06	11:50	08/09/06	21:35	3.4	*J+*	Sample analyzed between 29-56 days after sample collection; result within a factor of five of associated blank and may be biased high.
6177023	ONL SD 16M	A	6/26/06	12:02	08/09/06	21:45	3.4	*J+*	Sample analyzed between 29-56 days after sample collection; result within a factor of five of associated blank and may be biased high.
6177024	ONL SD 16M	B	6/26/06	12:02	08/09/06	22:03	3.4	*J+*	Sample analyzed between 29-56 days after sample collection; result within a factor of five of associated blank and may be biased high.

Table B-5. Summary of dissolved organic carbon analytical results

UFI Lab ID	Client ID	Triplicate	Sampling Date	Sampling Time	Analysis Date	Analysis Time	DOC (mg/L)	Data Validation Qualifier	Data Validation Comment
6177025	ONL SD 16M	C	6/26/06	12:02	08/09/06	22:13	3.4	*J+*	Sample analyzed between 29-56 days after sample collection; result within a factor of five of associated blank and may be biased high.
6177027	ONL SD 18M		6/26/06	12:25	08/09/06	22:22	3.4	*J+*	Sample analyzed between 29-56 days after sample collection; result within a factor of five of associated blank and may be biased high.
6185001	ONL SD Field Trip Blank		7/4/06	7:15	08/02/06	17:22	0.2	*J+*	Result less than method reporting limit; sample analyzed between 29-56 days after sample collection; result within a factor of five of associated blank and may be biased high.
6185002	ONL SD 0M	A	7/4/06	10:00	08/02/06	17:31	3.5	*J*	Sample analyzed between 29-56 days after sample collection
6185003	ONL SD 0M	B	7/4/06	10:00	08/02/06	17:40	3.4	*J*	Sample analyzed between 29-56 days after sample collection
6185004	ONL SD 0M	C	7/4/06	10:00	08/02/06	17:50	3.6	*J*	Sample analyzed between 29-56 days after sample collection
6185006	ONL SD 2M		7/4/06	10:12	08/02/06	17:59	3.6	*J*	Sample analyzed between 29-56 days after sample collection
6185011	ONL SD 4M		7/4/06	10:36	08/02/06	18:22	3.3	*J*	Sample analyzed between 29-56 days after sample collection
6185013	ONL SD 6M		7/4/06	10:40	08/02/06	18:32	2.8	*J*	Sample analyzed between 29-56 days after sample collection
6185015	ONL SD 8M		7/4/06	10:50	08/02/06	18:41	2.7	*J*	Sample analyzed between 29-56 days after sample collection

Table B-5. Summary of dissolved organic carbon analytical results

UFI Lab ID	Client ID	Triplicate	Sampling Date	Sampling Time	Analysis Date	Analysis Time	DOC (mg/L)	Data Validation Qualifier	Data Validation Comment
6185017	ONL SD 10M		7/4/06	11:05	08/02/06	18:50	2.7	*J*	Sample analyzed between 29-56 days after sample collection
6185019	ONL SD 12M		7/4/06	11:24	08/02/06	19:00	2.7	*J*	Sample analyzed between 29-56 days after sample collection
6185021	ONL SD 14M		7/4/06	11:40	08/02/06	19:18	2.7	*J*	Sample analyzed between 29-56 days after sample collection
6185023	ONL SD 16M	A	7/4/06	11:55	08/02/06	19:27	2.8	*J*	Sample analyzed between 29-56 days after sample collection
6185024	ONL SD 16M	B	7/4/06	11:53	08/02/06	19:46	2.7	*J*	Sample analyzed between 29-56 days after sample collection
6185025	ONL SD 16M	C	7/4/06	11:53	08/02/06	19:55	2.7	*J*	Sample analyzed between 29-56 days after sample collection
6185027	ONL SD 18M		7/4/06	12:00	08/02/06	20:04	2.8	*J*	Sample analyzed between 29-56 days after sample collection
6191023	ONL SD Field Trip Blank		7/10/06	7:30	08/14/06	21:01	0.2	*J+*	Result less than method reporting limit; sample analyzed between 29-56 days after sample collection; result within a factor of five of associated blank and may be biased high.
6191024	ONL SD 0M	A	7/10/06	9:30	08/14/06	21:10	3.6	*J*	Sample analyzed between 29-56 days after sample collection
6191025	ONL SD 0M	B	7/10/06	9:30	08/14/06	21:20	3.6	*J*	Sample analyzed between 29-56 days after sample collection
6191026	ONL SD 0M	C	7/10/06	9:30	08/14/06	21:43	3.5	*J*	Sample analyzed between 29-56 days after sample collection
6191028	ONL SD 2M		7/10/06	9:43	08/14/06	21:53	3.6	*J*	Sample analyzed between 29-56 days after sample collection

Table B-5. Summary of dissolved organic carbon analytical results

UFI Lab ID	Client ID	Triplicate	Sampling Date	Sampling Time	Analysis Date	Analysis Time	DOC (mg/L)	Data Validation Qualifier	Data Validation Comment
6191033	ONL SD 4M		7/10/06	10:00	08/14/06	22:09	3.6	*J*	Sample analyzed between 29-56 days after sample collection
6191035	ONL SD 6M		7/10/06	10:13	08/14/06	22:27	3.3	*J*	Sample analyzed between 29-56 days after sample collection
6191037	ONL SD 8M		7/10/06	10:34	08/14/06	22:36	2.7	*J*	Sample analyzed between 29-56 days after sample collection
6191039	ONL SD 10M		7/10/06	10:48	08/14/06	22:55	2.6	*J*	Sample analyzed between 29-56 days after sample collection
6191041	ONL SD 12M		7/10/06	11:05	08/14/06	23:04	2.8	*J*	Sample analyzed between 29-56 days after sample collection
6191043	ONL SD 14M		7/10/06	11:22	08/14/06	23:13	2.7	*J*	Sample analyzed between 29-56 days after sample collection
6191045	ONL SD 16M	A	7/10/06	11:42	08/14/06	23:32	2.7	*J*	Sample analyzed between 29-56 days after sample collection
6191046	ONL SD 16M	B	7/10/06	11:42	08/14/06	23:41	2.7	*J*	Sample analyzed between 29-56 days after sample collection
6191047	ONL SD 16M	C	7/10/06	11:42	08/14/06	0:12	1.6	*J*	Sample analyzed between 29-56 days after sample collection
6191049	ONL SD 18M		7/10/06	12:02	08/14/06	0:20	1.5	*J*	Sample analyzed between 29-56 days after sample collection
6198003	ONL SD Field Trip Blank		7/17/06	6:40	08/11/06	16:37:00	0.7	*J+*	Result within a factor of five of associated blank and may be biased high.
6198004	ONL SD 0M	A	7/17/06	9:15	08/11/06	16:47:00	4.5		
6198005	ONL SD 0M	B	7/17/06	9:16	08/11/06	16:56:00	4.7		
6198006	ONL SD 0M	C	7/17/06	9:17	08/11/06	17:05:00	4.8		
6198008	ONL SD 2M		7/17/06	9:36	08/11/06	17:24:00	4.5		
6198013	ONL SD 4M		7/17/06	9:54	08/11/06	17:33:00	4.5		
6198015	ONL SD 6M		7/17/06	10:05	08/11/06	17:42:00	4.5		

Table B-5. Summary of dissolved organic carbon analytical results

UFI Lab ID	Client ID	Triplicate	Sampling Date	Sampling Time	Analysis Date	Analysis Time	DOC (mg/L)	Data Validation Qualifier	Data Validation Comment
6198017	ONL SD 8M		7/17/06	10:19	08/11/06	17:52:00	3.1	J+	Result within a factor of five of associated blank and may be biased high.
6198019	ONL SD 10M		7/17/06	10:39	08/11/06	18:01:00	2.9	J+	Result within a factor of five of associated blank and may be biased high.
6198021	ONL SD 12M		7/17/06	10:55	08/11/06	18:34:00	2.8	J+	Result within a factor of five of associated blank and may be biased high.
6198023	ONL SD 14M		7/17/06	11:07	08/11/06	19:13:00	2.9	J+	Result within a factor of five of associated blank and may be biased high.
6198025	ONL SD 16M	A	7/17/06	11:19	08/11/06	19:22:00	2.9	J+	Result within a factor of five of associated blank and may be biased high.
6198026	ONL SD 16M	B	7/17/06	11:21	08/11/06	19:32:00	2.9	J+	Result within a factor of five of associated blank and may be biased high.
6198027	ONL SD 16M	C	7/17/06	11:24	08/11/06	19:41:00	2.9	J+	Result within a factor of five of associated blank and may be biased high.
6198029	ONL SD 18M		7/17/06	11:36	08/11/06	19:59:00	3.4	J+	Result within a factor of five of associated blank and may be biased high.
6205005	ONL SD Field Trip Blank		7/24/06	7:10	08/01/06	15:14	0.2	J+	Result less than method reporting limit; result within a factor of five of associated blank and may be biased high.
6205006	ONL SD 0M	A	7/24/06	9:10	08/01/06	15:24	3.8		
6205007	ONL SD 0M	B	7/24/06	9:10	08/01/06	15:33	3.9		
6205008	ONL SD 0M	C	7/24/06	9:10	08/01/06	15:42	3.9		

Table B-5. Summary of dissolved organic carbon analytical results

UFI Lab ID	Client ID	Triplicate	Sampling Date	Sampling Time	Analysis Date	Analysis Time	DOC (mg/L)	Data Validation Qualifier	Data Validation Comment
6205010	ONL SD 2M		7/24/06	9:38	08/02/06	17:15	3.8		
6205015	ONL SD 4M		7/24/06	9:55	08/01/06	15:52	3.9		
6205017	ONL SD 6M		7/24/06	10:05	08/01/06	16:10	3.9		
6205019	ONL SD 8M		7/24/06	10:23	08/01/06	16:19	3.3		
6205021	ONL SD 10M		7/24/06	10:45	08/01/06	16:29	2.9		
6205023	ONL SD 12M		7/24/06	11:02	08/01/06	16:38	2.7		
6205025	ONL SD 14M		7/24/06	11:25	08/01/06	16:47	2.7		
6205027	ONL SD 16M	A	7/24/06	11:47	08/01/06	16:57	2.7		
6205028	ONL SD 16M	B	7/24/06	11:47	08/01/06	17:06	2.8		
6205029	ONL SD 16M	C	7/24/06	11:47	08/01/06	17:38	2.8		
6205031	ONL SD 18M		7/24/06	12:18	08/01/06	17:48	2.8		
6212001	ONL SD Field Trip Blank		7/31/06	7:15	08/02/06	14:14	0.2	*J+*	Result less than method reporting limit; result within a factor of five of associated blank and may be biased high.
6212002	ONL SD 0M	A	7/31/06	9:00	08/02/06	14:23	3.7		
6212003	ONL SD 0M	B	7/31/06	9:05	08/02/06	14:33	3.8		
6212004	ONL SD 0M	C	7/31/06	9:10	08/02/06	14:42	3.9		
6212006	ONL SD 2M		7/31/06	9:17	08/02/06	14:51	4.0		
6212011	ONL SD 4M		7/31/06	9:28	08/02/06	15:10	3.9		
6212013	ONL SD 6M		7/31/06	9:35	08/02/06	15:19	4.2		
6212015	ONL SD 8M		7/31/06	9:50	08/02/06	15:28	2.8		
6212017	ONL SD 10M		7/31/06	12:20	08/02/06	15:38	2.7		
6212019	ONL SD 12M		7/31/06	10:38	08/02/06	15:47	2.6		
6212021	ONL SD 14M		7/31/06	10:58	08/02/06	16:19	2.6		
6212023	ONL SD 16M	A	7/31/06	11:22	08/02/06	16:29	2.7		
6212024	ONL SD 16M	B	7/31/06	11:30	08/02/06	16:38	2.8		
6212025	ONL SD 16M	C	7/31/06	11:30	08/02/06	16:47	2.7		
6212027	ONL SD 18M		7/31/06	11:45	08/02/06	16:57	2.9		

Table B-5. Summary of dissolved organic carbon analytical results

UFI Lab ID	Client ID	Triplicate	Sampling Date	Sampling Time	Analysis Date	Analysis Time	DOC (mg/L)	Data Validation Qualifier	Data Validation Comment
6219009	ONL SD Field Trip Blank		8/7/06	7:10	08/09/06	16:43	0.3	*J+*	Result less than method reporting limit; result within a factor of five of associated blank and may be biased high.
6219010	ONL SD 0M	A	8/7/06	9:30	08/09/06	16:49	4.0		
6219011	ONL SD 0M	B	8/7/06	9:35	08/09/06	16:59	3.9		
6219012	ONL SD 0M	C	8/7/06	9:40	08/09/06	17:08	3.9		
6219014	ONL SD 2M		8/7/06	11:07	08/09/06	17:26	3.9		
6219019	ONL SD 4M		8/7/06	11:30	08/09/06	17:36	3.9		
6219021	ONL SD 6M		8/7/06	11:38	08/09/06	17:45	3.9		
6219023	ONL SD 8M		8/7/06	11:52	08/09/06	17:54	3.1		
6219025	ONL SD 10M		8/7/06	12:09	08/09/06	18:04	2.8		
6219027	ONL SD 12M		8/7/06	12:30	08/09/06	18:36	2.9		
6219029	ONL SD 14M		8/7/06	12:43	08/09/06	18:46	3.0		
6219031	ONL SD 16M	A	8/7/06	13:03	08/09/06	18:55	3.0		
6219032	ONL SD 16M	B	8/7/06	13:09	08/09/06	19:04	3.1		
6219033	ONL SD 16M	C	8/7/06	13:15	08/09/06	19:14	3.0		
6219035	ONL SD 18M		8/7/06	13:36	08/09/06	19:32	3.3		
6226007	ONL SD Field Trip Blank		8/14/06	7:15	08/15/06	18:15	0.3	*J+*	Result less than method reporting limit; result within a factor of five of associated blank and may be biased high.
6226008	ONL SD 0M	A	8/14/06	9:15	08/15/06	18:24	3.6		
6226009	ONL SD 0M	B	8/14/06	9:15	08/15/06	18:34	3.6		
6226010	ONL SD 0M	C	8/14/06	9:15	08/15/06	18:43	3.7		
6226012	ONL SD 2M		8/14/06	9:25	08/15/06	19:01	3.8		
6226017	ONL SD 4M		8/14/06	9:50	08/15/06	19:11	3.7		
6226019	ONL SD 6M		8/14/06	10:10	08/15/06	19:20	3.7		
6226021	ONL SD 8M		8/14/06	10:30	08/15/06	19:29	3.0		
6226023	ONL SD 10M		8/14/06	10:50	08/15/06	19:39	2.6		
6226025	ONL SD 12M		8/14/06	11:20	08/15/06	20:12	2.7		

Table B-5. Summary of dissolved organic carbon analytical results

UFI Lab ID	Client ID	Triplicate	Sampling Date	Sampling Time	Analysis Date	Analysis Time	DOC (mg/L)	Data Validation Qualifier	Data Validation Comment
6226027	ONL SD 14M		8/14/06	11:40	08/15/06	20:28	2.7		
6226029	ONL SD 16M	A	8/14/06	12:15	08/15/06	20:37	2.8		
6226030	ONL SD 16M	B	8/14/06	12:15	08/15/06	20:47	2.8		
6226031	ONL SD 16M	C	8/14/06	12:15	08/15/06	20:56	2.9		
6226033	ONL SD 18M		8/14/06	12:50	08/15/06	21:05	3.0		
6233002	ONL SD Field Trip Blank		8/21/06	7:20	08/23/06	19:39	0.5	*J+*	Result within a factor of five of associated blank and may be biased high.
6233003	ONL SD 0M	A	8/21/06	8:40	08/23/06	19:55	3.6		
6233004	ONL SD 0M	B	8/21/06	8:40	08/23/06	20:05	3.6		
6233005	ONL SD 0M	C	8/21/06	8:40	08/23/06	20:21	3.7		
6233007	ONL SD 2M		8/21/06	8:50	08/23/06	20:54	3.7		
6233012	ONL SD 4M		8/21/06	9:10	08/23/06	21:04	3.7		
6233014	ONL SD 6M		8/21/06	9:20	08/23/06	21:13	3.8		
6233016	ONL SD 8M		8/21/06	9:31	08/23/06	21:22	2.7		
6233018	ONL SD 10M		8/21/06	9:55	08/23/06	21:32	2.7		
6233020	ONL SD 12M		8/21/06	10:10	08/23/06	21:41	2.8		
6233022	ONL SD 14M		8/21/06	10:25	08/23/06	21:50	2.9		
6233024	ONL SD 16M	A	8/21/06	10:40	08/23/06	22:00	3.0		
6233025	ONL SD 16M	B	8/21/06	10:40	08/23/06	22:18	2.9		
6233026	ONL SD 16M	C	8/21/06	10:40	08/23/06	22:27	2.8		
6233028	ONL SD 18M		8/21/06	11:05	08/30/06	18:51	3.3		
6241035	ONL SD Field Trip Blank		8/29/06	7:00	08/30/06	15:49	0.2	*J+*	Result less than method reporting limit; result within a factor of five of associated blank and may be biased high.
6241036	ONL SD 0M	A	8/29/06	9:15	08/30/06	15:59	3.3		
6241037	ONL SD 0M	B	8/29/06	9:15	08/30/06	16:08	3.3		
6241038	ONL SD 0M	C	8/29/06	9:15	08/30/06	16:17	3.4		
6241040	ONL SD 2M		8/29/06	9:26	08/30/06	16:36	3.5		
6241045	ONL SD 4M		8/29/06	9:35	08/30/06	16:45	3.5		

Table B-5. Summary of dissolved organic carbon analytical results

UFI Lab ID	Client ID	Triplicate	Sampling Date	Sampling Time	Analysis Date	Analysis Time	DOC (mg/L)	Data Validation Qualifier	Data Validation Comment
6241047	ONL SD 6M		8/29/06	9:45	08/30/06	16:54	3.5		
6241049	ONL SD 8M		8/29/06	9:56	08/30/06	17:04	2.8		
6241051	ONL SD 10M		8/29/06	10:07	08/30/06	17:13	2.6		
6241053	ONL SD 12M		8/29/06	10:16	08/30/06	17:22	2.6		
6241055	ONL SD 14M		8/29/06	10:26	08/30/06	17:56	2.8		
6241057	ONL SD 16M	A	8/29/06	10:36	08/30/06	18:05	2.9		
6241058	ONL SD 16M	B	8/29/06	10:36	08/30/06	18:15	3.0		
6241059	ONL SD 16M	C	8/29/06	10:36	08/30/06	18:24	3.0		
6241061	ONL SD 18M		8/29/06	10:45	08/30/06	18:42	3.1		
6248012	ONL SD Field Trip Blank		9/5/06	7:15	09/15/06	20:51	0.2	*J+*	Result less than method reporting limit; result within a factor of five of associated blank and may be biased high.
6248013	ONL SD 0M	A	9/5/06	9:00	09/15/06	21:00	3.4		
6248014	ONL SD 0M	B	9/5/06	9:00	09/15/06	21:18	3.4		
6248015	ONL SD 0M	C	9/5/06	9:00	09/15/06	21:28	3.5		
6248017	ONL SD 2M		9/5/06	9:25	09/15/06	21:37	3.4		
6248022	ONL SD 4M		9/5/06	9:33	09/15/06	21:46	3.5		
6248024	ONL SD 6M		9/5/06	9:41	09/15/06	21:56	3.6		
6248026	ONL SD 8M		9/5/06	9:48	09/15/06	22:28	3.6		
6248028	ONL SD 10M		9/5/06	10:00	09/15/06	22:37	2.7		
6248030	ONL SD 12M		9/5/06	10:15	09/15/06	22:47	2.7		
6248032	ONL SD 14M		9/5/06	10:35	09/15/06	22:56	2.8		
6248034	ONL SD 16M	A	9/5/06	10:50	09/15/06	23:05	2.9		
6248035	ONL SD 16M	B	9/5/06	10:50	09/15/06	23:24	3.1		
6248036	ONL SD 16M	C	9/5/06	10:58	09/15/06	23:33	2.9		
6248038	ONL SD 18M		9/5/06	11:13	09/15/06	23:42	3.3		
6254002	ONL SD Field Trip Blank		9/11/06	7:10	09/15/06	17:48	0.2	*J+*	Result less than method reporting limit; result within a factor of five of associated blank and may be biased high.

Table B-5. Summary of dissolved organic carbon analytical results

UFI Lab ID	Client ID	Triplicate	Sampling Date	Sampling Time	Analysis Date	Analysis Time	DOC (mg/L)	Data Validation Qualifier	Data Validation Comment
6254003	ONL SD 0M	A	9/11/06	8:50	09/15/06	17:57	3.5		
6254004	ONL SD 0M	B	9/11/06	8:50	09/15/06	18:30	3.5		
6254005	ONL SD 0M	C	9/11/06	8:50	09/15/06	18:39	3.6		
6254007	ONL SD 2M		9/11/06	9:00	09/15/06	18:48	3.6		
6254012	ONL SD 4M		9/11/06	9:16	09/15/06	18:58	3.4		
6254014	ONL SD 6M		9/11/06	9:24	09/15/06	19:16	3.5		
6254016	ONL SD 8M		9/11/06	9:43	09/15/06	19:25	2.8		
6254018	ONL SD 10M		9/11/06	9:53	09/15/06	19:35	2.7		
6254020	ONL SD 12M		9/11/06	10:05	09/15/06	19:44	2.7		
6254022	ONL SD 14M		9/11/06	10:19	09/15/06	19:53	2.8		
6254024	ONL SD 16M	A	9/11/06	10:32	09/15/06	20:03	2.9		
6254025	ONL SD 16M	B	9/11/06	10:32	09/15/06	20:26	2.9		
6254026	ONL SD 16M	C	9/11/06	10:32	09/15/06	20:35	2.9		
6254028	ONL SD 18M		9/11/06	10:54	09/15/06	20:44	3.2		
6261001	ONL SD Field Trip Blank		9/18/06	7:10	09/20/06	14:52	0.1	*J+*	Result less than method reporting limit; result within a factor of five of associated blank and may be biased high.
6261002	ONL SD 0M	A	9/18/06	11:10	09/20/06	15:01	3.7		
6261003	ONL SD 0M	B	9/18/06	11:12	09/20/06	15:10	3.7		
6261004	ONL SD 0M	C	9/18/06	11:20	09/20/06	15:20	3.6		
6261006	ONL SD 2M		9/18/06	11:24	09/20/06	15:38	3.5		
6261010	ONL SD 4M		9/18/06	11:33	09/20/06	15:47	3.4		
6261012	ONL SD 6M		9/18/06	11:47	09/20/06	15:56	3.4		
6261014	ONL SD 8M		9/18/06	11:58	09/20/06	16:06	3.0		
6261016	ONL SD 10M		9/18/06	12:12	09/20/06	16:15	2.8		
6261018	ONL SD 12M		9/18/06	12:40	09/20/06	16:24	2.8		
6261020	ONL SD 14M		9/18/06	13:05	09/20/06	16:57	2.8		
6261022	ONL SD 16M	A	9/18/06	13:35	09/20/06	17:06	3.1		
6261023	ONL SD 16M	B	9/18/06	13:40	09/20/06	17:15	3.3		
6261024	ONL SD 16M	C	9/18/06	13:45	09/20/06	17:25	3.3		

Table B-5. Summary of dissolved organic carbon analytical results

UFI Lab ID	Client ID	Triplicate	Sampling Date	Sampling Time	Analysis Date	Analysis Time	DOC (mg/L)	Data Validation Qualifier	Data Validation Comment
6268004	ONL SD Field Trip Blank		9/25/06	7:15	09/28/06	16:01	0.2	*J+*	Result less than method reporting limit; result within a factor of five of associated blank and may be biased high.
6268005	ONL SD 0M	A	9/25/06	9:00	09/28/06	16:10	3.4		
6268006	ONL SD 0M	B	9/25/06	9:00	09/28/06	16:20	3.3		
6268007	ONL SD 0M	C	9/25/06	9:00	09/28/06	16:29	3.4		
6268009	ONL SD 2M		9/25/06	9:17	09/28/06	16:47	3.4		
6268014	ONL SD 4M		9/25/06	9:35	09/28/06	16:56	3.4		
6268016	ONL SD 6M		9/25/06	9:45	09/28/06	17:06	3.5		
6268018	ONL SD 8M		9/25/06	10:00	09/28/06	17:15	3.4		
6268020	ONL SD 10M		9/25/06	10:10	09/28/06	17:24	2.9		
6268022	ONL SD 12M		9/25/06	10:27	09/28/06	17:34	2.9		
6268024	ONL SD 14M		9/25/06	10:46	09/28/06	18:06	3.0		
6268026	ONL SD 16M	A	9/25/06	11:10	09/28/06	18:15	3.1		
6268027	ONL SD 16M	B	9/25/06	11:10	09/28/06	18:25	3.2		
6268028	ONL SD 16M	C	9/25/06	11:10	09/28/06	18:34	3.1		
6268030	ONL SD 18M		9/25/06	11:40	09/28/06	18:52	3.2		
6275001	ONL SD Field Trip Blank		10/2/06	7:15	10/06/06	17:12	0.1	*J+*	Result less than method reporting limit; result within a factor of five of associated blank and may be biased high.
6275002	ONL SD 0M	A	10/2/06	9:20	10/06/06	17:22	3.4		
6275003	ONL SD 0M	B	10/2/06	9:20	10/06/06	17:31	3.3		
6275004	ONL SD 0M	C	10/2/06	9:20	10/06/06	17:40	3.2		
6275006	ONL SD 2M		10/2/06	9:25	10/06/06	17:59	3.4		
6275011	ONL SD 4M		10/2/06	9:40	10/06/06	18:08	3.3		
6275013	ONL SD 6M		10/2/06	9:59	10/06/06	18:17	3.3		
6275015	ONL SD 8M		10/2/06	10:15	10/06/06	18:27	3.4		
6275017	ONL SD 10M		10/2/06	10:50	10/06/06	18:36	3.3		
6275019	ONL SD 12M		10/2/06	11:15	10/06/06	18:45	2.9		

Table B-5. Summary of dissolved organic carbon analytical results

UFI Lab ID	Client ID	Triplicate	Sampling Date	Sampling Time	Analysis Date	Analysis Time	DOC (mg/L)	Data Validation Qualifier	Data Validation Comment
6275021	ONL SD 14M		10/2/06	11:27	10/06/06	19:17	3.0		
6275023	ONL SD 16M	A	10/2/06	11:50	10/06/06	19:27	3.0		
6275024	ONL SD 16M	B	10/2/06	11:50	10/06/06	19:36	3.0		
6275025	ONL SD 16M	C	10/2/06	11:50	10/06/06	19:54	3.0		
6275027	ONL SD 18M		10/2/06	12:25	10/06/06	20:04	3.1		
6282003	ONL SD Field Trip Blank		10/9/06	7:15	10/12/06	16:52	0.1	*J+*	Result less than method reporting limit; result within a factor of five of associated blank and may be biased high.
6282004	ONL SD 0M	A	10/9/06	9:13	10/12/06	17:01	3.2		
6282005	ONL SD 0M	B	10/9/06	9:13	10/12/06	17:11	3.4		
6282006	ONL SD 0M	C	10/9/06	9:13	10/12/06	17:20	3.3		
6282008	ONL SD 2M		10/9/06	9:26	10/12/06	17:38	3.4		
6282013	ONL SD 4M		10/9/06	9:42	10/12/06	17:48	3.4		
6282015	ONL SD 6M		10/9/06	9:56	10/12/06	17:57	3.4		
6282017	ONL SD 8M		10/9/06	10:03	10/12/06	18:06	3.4		
6282019	ONL SD 10M		10/9/06	10:08	10/12/06	18:16	3.3		
6282021	ONL SD 12M		10/9/06	10:18	10/12/06	18:25	3.0		
6282023	ONL SD 14M		10/9/06	10:35	10/12/06	18:57	3.0		
6282025	ONL SD 16M	A	10/9/06	11:50	10/12/06	19:07	3.1		
6282026	ONL SD 16M	B	10/9/06	11:50	10/12/06	19:16	3.1		
6282027	ONL SD 16M	C	10/9/06	11:50	10/12/06	19:25	3.1		
6282029	ONL SD 18M		10/9/06	11:19	10/12/06	19:44	3.2		
6289001	ONL SD Field Trip Blank		10/16/06	7:15	10/19/06	14:42	0.3	*J+*	Result less than method reporting limit; result within a factor of five of associated blank and may be biased high.
6289002	ONL SD 0M	A	10/16/06	9:28	10/19/06	14:52	3.2		
6289003	ONL SD 0M	B	10/16/06	9:28	10/19/06	15:01	3.2		
6289004	ONL SD 0M	C	10/16/06	9:28	10/19/06	15:10	3.3		
6289006	ONL SD 2M		10/16/06	9:40	10/19/06	15:28	3.2		

Table B-5. Summary of dissolved organic carbon analytical results

UFI Lab ID	Client ID	Triplicate	Sampling Date	Sampling Time	Analysis Date	Analysis Time	DOC (mg/L)	Data Validation Qualifier	Data Validation Comment
6289011	ONL SD 4M		10/16/06	9:59	10/19/06	15:38	3.1		
6289013	ONL SD 6M		10/16/06	10:09	10/19/06	15:47	3.2		
6289015	ONL SD 8M		10/16/06	10:24	10/19/06	15:56	3.2		
6289017	ONL SD 10M		10/16/06	10:35	10/19/06	16:06	3.2		
6289019	ONL SD 12M		10/16/06	10:45	10/19/06	16:15	3.2		
6289021	ONL SD 14M		10/16/06	10:55	10/19/06	16:47	3.2		
6289023	ONL SD 16M	A	10/16/06	11:10	10/19/06	16:57	3.0		
6289024	ONL SD 16M	B	10/16/06	11:10	10/19/06	17:06	3.0		
6289025	ONL SD 16M	C	10/16/06	11:10	10/19/06	17:15	3.0		
6289027	ONL SD 18M		10/16/06	11:39	10/19/06	17:34	2.8		
6296001	ONL SD Field Trip Blank		10/23/06	7:15	10/26/06	16:37	0.4	*J+*	Result within a factor of five of associated blank and may be biased high.
6296002	ONL SD 0M	A	10/23/06	9:30	10/26/06	16:47	3.3		
6296003	ONL SD 0M	B	10/23/06	9:30	10/26/06	16:56	3.3		
6296004	ONL SD 0M	C	10/23/06	9:30	10/26/06	17:05	3.3		
6296006	ONL SD 2M		10/23/06	9:38	10/26/06	17:24	3.3		
6296011	ONL SD 4M		10/23/06	9:56	10/26/06	17:33	3.3		
6296013	ONL SD 6M		10/23/06	10:03	10/26/06	17:42	3.2		
6296015	ONL SD 8M		10/23/06	10:12	10/26/06	17:52	3.2		
6296017	ONL SD 10M		10/23/06	10:20	10/26/06	18:01	3.2		
6296019	ONL SD 12M		10/23/06	10:28	10/26/06	18:10	3.2		
6296021	ONL SD 14M		10/23/06	10:44	10/26/06	18:42	3.4		
6296023	ONL SD 16M	A	10/23/06	10:54	10/26/06	18:52	3.3		
6296024	ONL SD 16M	B	10/23/06	10:54	10/26/06	19:01	3.3		
6296025	ONL SD 16M	C	10/23/06	10:54	10/26/06	19:10	3.2		
6296027	ONL SD 18M		10/23/06	11:14	10/26/06	19:28	2.9		
6305001	ONL SD Field Trip Blank		11/1/06	7:15	11/06/06	14:33	0.2	*J+*	Result less than method reporting limit; result within a factor of five of associated blank and may be biased high.

Table B-5. Summary of dissolved organic carbon analytical results

UFI Lab ID	Client ID	Triplicate	Sampling Date	Sampling Time	Analysis Date	Analysis Time	DOC (mg/L)	Data Validation Qualifier	Data Validation Comment
6305002	ONL SD 0M	A	11/1/06	9:00	11/06/06	14:43	3.2		
6305003	ONL SD 0M	B	11/1/06	9:00	11/06/06	14:52	3.3		
6305004	ONL SD 0M	C	11/1/06	9:00	11/06/06	15:01	3.2		
6305006	ONL SD 2M		11/1/06	9:10	11/06/06	15:20	3.3		
6305010	ONL SD 4M		11/1/06	9:25	11/06/06	15:29	3.3		
6305011	ONL SD 8M		11/1/06	9:45	11/06/06	15:38	3.3		
6305012	ONL SD 12M		11/1/06	10:01	11/06/06	15:48	3.4		
6305013	ONL SD 16M	A	11/1/06	10:35	11/06/06	15:57	3.3		
6305014	ONL SD 16M	B	11/1/06	10:35	11/06/06	16:06	3.3		
6305015	ONL SD 16M	C	11/1/06	10:35	11/06/06	16:38	3.3		
6305016	ONL SD 18M		11/1/06	10:46	11/06/06	16:48	3.2		
6318125	ONL SD Field Trip Blank		11/14/06	7:15	11/17/06	16:13	0.2	*J+*	Result less than method reporting limit; result within a factor of five of associated blank and may be biased high.
6318126	ONL SD 0M	A	11/14/06	9:50	11/17/06	16:22	3.4		
6318127	ONL SD 0M	B	11/14/06	9:55	11/17/06	16:32	3.4		
6318128	ONL SD 0M	C	11/14/06	10:00	11/17/06	16:41	3.4		
6318129	ONL SD 2M		11/14/06	10:10	11/17/06	16:59	3.4		
6318133	ONL SD 4M		11/14/06	10:14	11/17/06	17:09	3.4		
6318134	ONL SD 8M		11/14/06	10:20	11/17/06	17:18	3.5		
6318135	ONL SD 12M		11/14/06	10:30	11/17/06	17:27	3.4		
6318136	ONL SD 16M	A	11/14/06	10:40	11/17/06	17:37	3.4		
6318137	ONL SD 16M	B	11/14/06	10:45	11/17/06	17:46	3.4		
6318138	ONL SD 16M	C	11/14/06	10:50	11/17/06	18:18	3.4		
6318139	ONL SD 18M		11/14/06	11:00	11/17/06	18:27	3.3		
6331001	ONL SD Field Trip Blank		11/27/06	7:15	11/30/06	17:04	0.4	*J+*	Result within a factor of five of associated blank and may be biased high.
6331002	ONL SD 0M	A	11/27/06	8:30	11/30/06	17:14	3.2		
6331003	ONL SD 0M	B	11/27/06	8:30	11/30/06	17:23	3.2		

Table B-5. Summary of dissolved organic carbon analytical results

UFI Lab ID	Client ID	Triplicate	Sampling Date	Sampling Time	Analysis Date	Analysis Time	DOC (mg/L)	Data Validation Qualifier	Data Validation Comment
6331004	ONL SD 0M	C	11/27/06	8:30	11/30/06	17:32	3.3		
6331006	ONL SD 2M		11/27/06	8:40	11/30/06	17:51	3.3		
6331010	ONL SD 4M		11/27/06	9:05	11/30/06	18:00	3.4		
6331011	ONL SD 8M		11/27/06	9:20	11/30/06	18:09	3.3		
6331012	ONL SD 12M		11/27/06	9:30	11/30/06	18:19	3.3		
6331013	ONL SD 16M	A	11/27/06	9:45	11/30/06	18:28	3.1		
6331014	ONL SD 16M	B	11/27/06	9:45	11/30/06	18:37	3.2		
6331015	ONL SD 16M	C	11/27/06	9:45	11/30/06	19:09	3.2		
6331016	ONL SD 18M		11/27/06	10:00	11/30/06	19:19	2.7		

Note: *J* - estimated
J+ - result is an estimated value and may be biased high because of contamination noted in the associated method blank(s).

Table B-6. Summary of total inorganic carbon analytical results

UFI Lab ID	Client ID	Triplicate	Sampling Date	Sampling Time	Analysis Date	Analysis Time	TIC (mg/L)	Data Validation Qualifier	Data Validation Comment
6087005	ONL SD Field Trip Blank		3/28/06	7:00	03/28/06	16:37	0.5	*J+*	Result less than method reporting limit; result within a factor of five of associated blank and may be biased high.
6087006	ONL SD 0M	A	3/28/06	9:13	03/28/06	16:42	45.2		
6087007	ONL SD 0M	B	3/28/06	9:22	03/28/06	16:50	44.3		
6087008	ONL SD 0M	C	3/28/06	9:30	03/28/06	16:54	45.0		
6087010	ONL SD 2M		3/28/06	9:40	03/28/06	16:58	44.5		
6087014	ONL SD 4M		3/28/06	9:55	03/28/06	17:02	44.8		
6087016	ONL SD 6M		3/28/06	10:03	03/28/06	17:06	45.3		
6087018	ONL SD 8M		3/28/06	10:10	03/28/06	17:15	45.1		
6087020	ONL SD 10M		3/28/06	10:26	03/28/06	17:19	44.8		
6087022	ONL SD 12M		3/28/06	10:33	03/28/06	17:23	44.7		
6087024	ONL SD 14M		3/28/06	10:45	03/28/06	17:27	45.0		
6087026	ONL SD 16M	A	3/28/06	10:49	03/28/06	17:31	45.0		
6087027	ONL SD 16M	B	3/28/06	10:50	03/28/06	17:35	45.7		
6087028	ONL SD 16M	C	3/28/06	10:54	03/28/06	17:43	46.3		
6087030	ONL SD 18M		3/28/06	11:03	03/28/06	17:48	44.9		
6093001	ONL SD Field Trip Blank		4/3/06	7:10	04/03/06	17:15	0.5	*J+*	Result less than method reporting limit; result within a factor of five of associated blank and may be biased high.
6093002	ONL SD 0M	A	4/3/06	10:10	04/03/06	17:19	44.9		
6093003	ONL SD 0M	B	4/3/06	10:15	04/03/06	17:23	44.6		
6093004	ONL SD 0M	C	4/3/06	10:20	04/03/06	17:31	44.8		
6093006	ONL SD 2M		4/3/06	10:30	04/03/06	17:35	44.7		
6093010	ONL SD 4M		4/3/06	10:50	04/03/06	17:39	45.2		
6093012	ONL SD 6M		4/3/06	11:00	04/03/06	17:43	44.6		
6093014	ONL SD 8M		4/3/06	11:15	04/03/06	17:51	45.8		
6093016	ONL SD 10M		4/3/06	11:25	04/03/06	17:55	45.1		
6093018	ONL SD 12M		4/3/06	11:35	04/03/06	17:59	45.2		

Table B-6. Summary of total inorganic carbon analytical results

UFI Lab ID	Client ID	Triplicate	Sampling Date	Sampling Time	Analysis Date	Analysis Time	TIC (mg/L)	Data Validation Qualifier	Data Validation Comment
6093020	ONL SD 14M		4/3/06	11:40	04/03/06	18:03	45.5		
6093022	ONL SD 16M	A	4/3/06	11:50	04/03/06	18:07	45.6		
6093023	ONL SD 16M	B	4/3/06	11:55	04/03/06	18:16	45.9		
6093024	ONL SD 16M	C	4/3/06	11:59	04/03/06	18:20	45.4		
6093026	ONL SD 18M		4/3/06	12:08	04/03/06	18:24	45.6		
6100001	ONL SD Field Trip Blank		4/10/06	7:15	04/10/06	14:53	0.6	*J+*	Result less than method reporting limit; result within a factor of five of associated blank and may be biased high.
6100002	ONL SD 0M	A	4/10/06	9:00	04/10/06	14:57	44.7		
6100003	ONL SD 0M	B	4/10/06	9:05	04/10/06	15:01	44.7		
6100004	ONL SD 0M	C	4/10/06	9:10	04/10/06	15:08	45.3		
6100006	ONL SD 2M		4/10/06	9:30	04/10/06	15:11	44.8		
6100010	ONL SD 4M		4/10/06	9:44	04/10/06	15:15	45.3		
6100012	ONL SD 6M		4/10/06	9:53	04/10/06	15:19	45.2		
6100014	ONL SD 8M		4/10/06	10:02	04/10/06	15:26	45.1		
6100016	ONL SD 10M		4/10/06	10:10	04/10/06	15:29	44.9		
6100018	ONL SD 12M		4/10/06	10:20	04/10/06	15:33	44.9		
6100020	ONL SD 14M		4/10/06	10:25	04/10/06	15:37	44.9		
6100022	ONL SD 16M	A	4/10/06	10:35	04/10/06	15:40	45.0		
6100023	ONL SD 16M	B	4/10/06	10:40	04/10/06	15:47	44.2		
6100024	ONL SD 16M	C	4/10/06	10:45	04/10/06	15:51	44.5		
6100026	ONL SD 18M		4/10/06	10:50	04/10/06	15:55	44.8		
6107001	ONL SD Field Trip Blank		4/17/06	7:10	04/19/06	17:23	0.6	*J+*	Result less than method reporting limit; result within a factor of five of associated blank and may be biased high.
6107002	ONL SD 0M	A	4/17/06	9:20	04/19/06	17:27	44.6	*J*	Sample analyzed between 49-96 hours after sample collection
6107003	ONL SD 0M	B	4/17/06	9:20	04/19/06	17:30	45.3	*J*	Sample analyzed between 49-96 hours after sample collection

Table B-6. Summary of total inorganic carbon analytical results

UFI Lab ID	Client ID	Triplicate	Sampling Date	Sampling Time	Analysis Date	Analysis Time	TIC (mg/L)	Data Validation Qualifier	Data Validation Comment
6107004	ONL SD 0M	C	4/17/06	9:20	04/19/06	17:34	45.5	*J*	Sample analyzed between 49-96 hours after sample collection
6107006	ONL SD 2M		4/17/06	9:55	04/19/06	17:42	45.9	*J*	Sample analyzed between 49-96 hours after sample collection
6107010	ONL SD 4M		4/17/06	9:58	04/19/06	17:46	45.3	*J*	Sample analyzed between 49-96 hours after sample collection
6107012	ONL SD 6M		4/17/06	10:14	04/19/06	17:49	45.5	*J*	Sample analyzed between 49-96 hours after sample collection
6107014	ONL SD 8M		4/17/06	10:20	04/19/06	17:57	45.3	*J*	Sample analyzed between 49-96 hours after sample collection
6107016	ONL SD 10M		4/17/06	10:35	04/19/06	18:01	44.9	*J*	Sample analyzed between 49-96 hours after sample collection
6107018	ONL SD 12M		4/17/06	10:45	04/19/06	18:04	45.1	*J*	Sample analyzed between 49-96 hours after sample collection
6107020	ONL SD 14M		4/17/06	10:52	04/19/06	18:08	45.5	*J*	Sample analyzed between 49-96 hours after sample collection
6107022	ONL SD 16M	A	4/17/06	11:01	04/19/06	18:12	45.6	*J*	Sample analyzed between 49-96 hours after sample collection
6107023	ONL SD 16M	B	4/17/06	11:01	04/19/06	18:16	46.1	*J*	Sample analyzed between 49-96 hours after sample collection
6107024	ONL SD 16M	C	4/17/06	11:01	04/19/06	18:23	46.1	*J*	Sample analyzed between 49-96 hours after sample collection
6107026	ONL SD 18M		4/17/06	11:14	04/19/06	18:27	45.9	*J*	Sample analyzed between 49-96 hours after sample collection
6114001	ONL SD Field Trip Blank		4/24/06	7:15	04/25/06	17:18	0.9	*J+*	Result less than method reporting limit; result within a factor of five of associated blank and may be biased high.
6114002	ONL SD 0M	A	4/24/06	8:56	04/25/06	17:22	45.3		
6114003	ONL SD 0M	B	4/24/06	8:56	04/25/06	17:26	45.6		

Table B-6. Summary of total inorganic carbon analytical results

UFI Lab ID	Client ID	Triplicate	Sampling Date	Sampling Time	Analysis Date	Analysis Time	TIC (mg/L)	Data Validation Qualifier	Data Validation Comment
6114004	ONL SD 0M	C	4/24/06	8:56	04/25/06	17:30	45.6		
6114006	ONL SD 2M		4/24/06	9:07	04/25/06	17:38	45.8		
6114010	ONL SD 4M		4/24/06	9:21	04/25/06	17:42	45.7		
6114012	ONL SD 6M		4/24/06	9:30	04/25/06	17:46	45.8		
6114014	ONL SD 8M		4/24/06	9:38	04/25/06	17:54	44.8		
6114016	ONL SD 10M		4/24/06	9:45	04/25/06	17:58	45.8		
6114018	ONL SD 12M		4/24/06	9:54	04/25/06	18:02	46.1		
6114020	ONL SD 14M		4/24/06	10:04	04/25/06	18:06	45.2		
6114022	ONL SD 16M	A	4/24/06	10:14	04/25/06	18:10	45.9		
6114023	ONL SD 16M	B	4/24/06	10:14	04/25/06	18:14	45.9		
6114024	ONL SD 16M	C	4/24/06	10:14	04/25/06	18:22	46.3		
6114026	ONL SD 18M		4/24/06	10:27	04/25/06	18:26	45.9		
6121001	ONL SD Field Trip Blank		5/1/06	7:10	05/12/06	16:52	1.3	*J+*	Result less than method reporting limit; sample analyzed more than 96 hours after sample collection; result within a factor of five of associated blank and may be biased high.
6121002	ONL SD 0M	A	5/1/06	8:50	05/12/06	16:57	46.3	*J*	Sample analyzed more than 96 hours after sample collection
6121003	ONL SD 0M	B	5/1/06	8:55	05/12/06	17:01	46.3	*J*	Sample analyzed more than 96 hours after sample collection
6121004	ONL SD 0M	C	5/1/06	9:00	05/12/06	17:05	46.2	*J*	Sample analyzed more than 96 hours after sample collection
6121006	ONL SD 2M		5/1/06	9:20	05/12/06	17:09	46.3	*J*	Sample analyzed more than 96 hours after sample collection
6121011	ONL SD 4M		5/1/06	9:34	05/12/06	17:17	47.1	*J*	Sample analyzed more than 96 hours after sample collection
6121013	ONL SD 6M		5/1/06	9:40	05/12/06	17:21	46.8	*J*	Sample analyzed more than 96 hours after sample collection

Table B-6. Summary of total inorganic carbon analytical results

UFI Lab ID	Client ID	Triplicate	Sampling Date	Sampling Time	Analysis Date	Analysis Time	TIC (mg/L)	Data Validation Qualifier	Data Validation Comment
6121015	ONL SD 8M		5/1/06	9:49	05/12/06	17:25	47.1	*J*	Sample analyzed more than 96 hours after sample collection
6121017	ONL SD 10M		5/1/06	9:59	05/12/06	17:29	46.7	*J*	Sample analyzed more than 96 hours after sample collection
6121019	ONL SD 12M		5/1/06	10:10	05/12/06	17:33	46.2	*J*	Sample analyzed more than 96 hours after sample collection
6121021	ONL SD 14M		5/1/06	10:17	05/12/06	17:37	47.3	*J*	Sample analyzed more than 96 hours after sample collection
6121023	ONL SD 16M	A	5/1/06	10:25	05/12/06	17:41	47.1	*J*	Sample analyzed more than 96 hours after sample collection
6121024	ONL SD 16M	B	5/1/06	10:25	05/12/06	17:50	47.4	*J*	Sample analyzed more than 96 hours after sample collection
6121025	ONL SD 16M	C	5/1/06	10:25	05/12/06	17:54	47.1	*J*	Sample analyzed more than 96 hours after sample collection
6121027	ONL SD 18M		5/1/06	10:40	05/12/06	17:58	47.4	*J*	Sample analyzed more than 96 hours after sample collection
6128001	ONL SD Field Trip Blank		5/8/06	7:10	05/12/06	15:02	0.7	*J+*	Result less than method reporting limit; sample analyzed more than 96 hours after sample collection; result within a factor of five of associated blank and may be biased high.
6128002	ONL SD 0M	A	5/8/06	9:00	05/12/06	15:06	44.4	*J*	Sample analyzed more than 96 hours after sample collection
6128003	ONL SD 0M	B	5/8/06	9:05	05/12/06	15:10	44.8	*J*	Sample analyzed more than 96 hours after sample collection
6128004	ONL SD 0M	C	5/8/06	9:09	05/12/06	15:14	44.6	*J*	Sample analyzed more than 96 hours after sample collection
6128006	ONL SD 2M		5/8/06	9:05	05/12/06	15:23	45.6	*J*	Sample analyzed more than 96 hours after sample collection

Table B-6. Summary of total inorganic carbon analytical results

UFI Lab ID	Client ID	Triplicate	Sampling Date	Sampling Time	Analysis Date	Analysis Time	TIC (mg/L)	Data Validation Qualifier	Data Validation Comment
6128011	ONL SD 4M		5/8/06	9:13	05/12/06	15:27	45.2	*J*	Sample analyzed more than 96 hours after sample collection
6128013	ONL SD 6M		5/8/06	9:25	05/12/06	15:31	46.2	*J*	Sample analyzed more than 96 hours after sample collection
6128015	ONL SD 8M		5/8/06	9:38	05/12/06	15:39	46.8	*J*	Sample analyzed more than 96 hours after sample collection
6128017	ONL SD 10M		5/8/06	9:47	05/12/06	15:43	46.8	*J*	Sample analyzed more than 96 hours after sample collection
6128019	ONL SD 12M		5/8/06	10:02	05/12/06	15:47	46.5	*J*	Sample analyzed more than 96 hours after sample collection
6128021	ONL SD 14M		5/8/06	10:13	05/12/06	15:51	47.7	*J*	Sample analyzed more than 96 hours after sample collection
6128023	ONL SD 16M	A	5/8/06	10:25	05/12/06	15:55	48.1	*J*	Sample analyzed more than 96 hours after sample collection
6128024	ONL SD 16M	B	5/8/06	10:26	05/12/06	15:59	48.2	*J*	Sample analyzed more than 96 hours after sample collection
6128025	ONL SD 16M	C	5/8/06	10:27	05/12/06	16:08	48.3	*J*	Sample analyzed more than 96 hours after sample collection
6128027	ONL SD 18M		5/8/06	10:42	05/12/06	16:12	48.0	*J*	Sample analyzed more than 96 hours after sample collection
6135001	ONL SD Field Trip Blank		5/15/06	7:10	05/16/06	15:34	1.0	*J+*	Result less than method reporting limit; result within a factor of five of associated blank and may be biased high.
6135002	ONL SD 0M	A	5/15/06	9:10	05/16/06	15:38	42.2		
6135003	ONL SD 0M	B	5/15/06	9:10	05/16/06	15:42	42.8		
6135004	ONL SD 0M	C	5/15/06	9:10	05/16/06	15:46	42.4		
6135006	ONL SD 2M		5/15/06	9:25	05/16/06	15:54	42.8		
6135011	ONL SD 4M		5/15/06	9:44	05/16/06	15:58	42.9		
6135013	ONL SD 6M		5/15/06	9:53	05/16/06	16:02	43.8		

Table B-6. Summary of total inorganic carbon analytical results

UFI Lab ID	Client ID	Triplicate	Sampling Date	Sampling Time	Analysis Date	Analysis Time	TIC (mg/L)	Data Validation Qualifier	Data Validation Comment
6135015	ONL SD 8M		5/15/06	10:02	05/16/06	16:10	44.1		
6135017	ONL SD 10M		5/15/06	10:15	05/16/06	16:14	45.3		
6135019	ONL SD 12M		5/15/06	10:23	05/16/06	16:18	45.0		
6135021	ONL SD 14M		5/15/06	10:39	05/16/06	16:22	46.3		
6135023	ONL SD 16M	A	5/15/06	10:51	05/16/06	16:26	46.8		
6135024	ONL SD 16M	B	5/15/06	10:51	05/16/06	16:30	46.7		
6135025	ONL SD 16M	C	5/15/06	10:51	05/16/06	16:37	47.1		
6135027	ONL SD 18M		5/15/06	11:13	05/16/06	16:41	48.0		
6142001	ONL SD Field Trip Blank		5/22/06	7:00	05/23/06	16:18	0.6	*J+*	Result less than method reporting limit; result within a factor of five of associated blank and may be biased high.
6142002	ONL SD 0M	A	5/22/06	9:18	05/23/06	16:22	42.5		
6142003	ONL SD 0M	B	5/22/06	9:18	05/23/06	16:26	43.0		
6142004	ONL SD 0M	C	5/22/06	9:18	05/23/06	16:30	43.0		
6142007	ONL SD 2M	A	5/22/06	9:25	05/23/06	16:38	42.8		
6142011	ONL SD 4M		5/22/06	9:49	05/23/06	16:42	42.6		
6142013	ONL SD 6M		5/22/06	10:00	05/23/06	16:46	43.0		
6142015	ONL SD 8M		5/22/06	10:12	05/23/06	16:54	42.9		
6142017	ONL SD 10M		5/22/06	10:25	05/23/06	16:59	42.8		
6142019	ONL SD 12M		5/22/06	10:38	05/23/06	17:03	43.2		
6142021	ONL SD 14M		5/22/06	10:52	05/23/06	17:11	42.9		
6142023	ONL SD 16M	A	5/22/06	11:12	05/23/06	17:15	45.4		
6142024	ONL SD 16M	B	5/22/06	11:12	05/23/06	17:19	45.4		
6142025	ONL SD 16M	C	5/22/06	11:12	05/23/06	17:27	46.1		
6142027	ONL SD 18M		5/22/06	11:34	05/23/06	17:31	49.2		
6150001	ONL SD Field Trip Blank		5/30/06	7:30	05/30/06	15:35	0.9	*J+*	Result less than method reporting limit; result within a factor of five of associated blank and may be biased high.
6150002	ONL SD 0M	A	5/30/06	9:28	05/30/06	15:39	39.7		

Table B-6. Summary of total inorganic carbon analytical results

UFI Lab ID	Client ID	Triplicate	Sampling Date	Sampling Time	Analysis Date	Analysis Time	TIC (mg/L)	Data Validation Qualifier	Data Validation Comment
6150003	ONL SD 0M	B	5/30/06	9:28	05/30/06	15:43	40.1		
6150004	ONL SD 0M	C	5/30/06	9:28	05/30/06	15:47	39.9		
6150006	ONL SD 2M		5/30/06	9:47	05/30/06	15:51	40.6		
6150011	ONL SD 4M		5/30/06	10:02	05/30/06	15:55	43.9		
6150013	ONL SD 6M		5/30/06	10:10	05/30/06	16:03	44.7		
6150015	ONL SD 8M		5/30/06	10:18	05/30/06	16:07	45.3		
6150017	ONL SD 10M		5/30/06	10:27	05/30/06	16:12	46.7		
6150019	ONL SD 12M		5/30/06	10:35	05/30/06	16:16	46.2		
6150021	ONL SD 14M		5/30/06	10:46	05/30/06	16:24	47.1		
6150023	ONL SD 16M	A	5/30/06	10:55	05/30/06	16:28	47.8		
6150024	ONL SD 16M	B	5/30/06	10:55	05/30/06	16:32	47.8		
6150025	ONL SD 16M	C	5/30/06	10:55	05/30/06	16:36	47.7		
6150027	ONL SD 18M		5/30/06	11:12	05/30/06	16:40	48.4		
6156001	ONL SD Field Trip Blank		6/5/06	7:30	06/19/06	18:29	1.3	*J+*	Result less than method reporting limit; sample analyzed more than 96 hours after sample collection; result within a factor of five of associated blank and may be biased high.
6156002	ONL SD 0M	A	6/5/06	9:00	06/19/06	18:33	41.1	*J*	Sample analyzed more than 96 hours after sample collection
6156003	ONL SD 0M	B	6/5/06	9:00	06/19/06	18:37	41.4	*J*	Sample analyzed more than 96 hours after sample collection
6156004	ONL SD 0M	C	6/5/06	9:00	06/19/06	18:50	41.4	*J*	Sample analyzed more than 96 hours after sample collection
6156006	ONL SD 2M		6/5/06	9:15	06/19/06	18:54	41.0	*J*	Sample analyzed more than 96 hours after sample collection
6156011	ONL SD 4M		6/5/06	9:32	06/19/06	18:58	47.5	*J*	Sample analyzed more than 96 hours after sample collection

Table B-6. Summary of total inorganic carbon analytical results

UFI Lab ID	Client ID	Triplicate	Sampling Date	Sampling Time	Analysis Date	Analysis Time	TIC (mg/L)	Data Validation Qualifier	Data Validation Comment
6156013	ONL SD 6M		6/5/06	9:38	06/19/06	19:03	48.4	*J*	Sample analyzed more than 96 hours after sample collection
6156015	ONL SD 8M		6/5/06	9:52	06/19/06	19:07	49.7	*J*	Sample analyzed more than 96 hours after sample collection
6156017	ONL SD 10M		6/5/06	9:59	06/19/06	19:11	48.7	*J*	Sample analyzed more than 96 hours after sample collection
6156019	ONL SD 12M		6/5/06	10:08	06/19/06	19:24	49.5	*J*	Sample analyzed more than 96 hours after sample collection
6156021	ONL SD 14M		6/5/06	10:20	06/19/06	19:28	50.7	*J*	Sample analyzed more than 96 hours after sample collection
6156023	ONL SD 16M	A	6/5/06	10:35	06/19/06	19:32	50.5	*J*	Sample analyzed more than 96 hours after sample collection
6156024	ONL SD 16M	B	6/5/06	10:35	06/19/06	19:36	50.3	*J*	Sample analyzed more than 96 hours after sample collection
6156025	ONL SD 16M	C	6/5/06	10:35	06/19/06	19:40	50.9	*J*	Sample analyzed more than 96 hours after sample collection
6156027	ONL SD 18M		6/5/06	10:45	06/19/06	19:45	52.5	*J*	Sample analyzed more than 96 hours after sample collection
6163003	ONL SD Field Trip Blank		6/12/06	9:20	06/19/06	17:26	1.0	*J+*	Result less than method reporting limit; sample analyzed more than 96 hours after sample collection; result within a factor of five of associated blank and may be biased high.
6163004	ONL SD 0M	A	6/12/06	9:20					No sample was available for analysis due to laboratory error.
6163005	ONL SD 0M	B	6/12/06	9:20	06/19/06	17:30	41.0	*J*	Sample analyzed more than 96 hours after sample collection
6163006	ONL SD 0M	C	6/12/06	9:20	06/19/06	17:34	40.5	*J*	Sample analyzed more than 96 hours after sample collection

Table B-6. Summary of total inorganic carbon analytical results

UFI Lab ID	Client ID	Triplicate	Sampling Date	Sampling Time	Analysis Date	Analysis Time	TIC (mg/L)	Data Validation Qualifier	Data Validation Comment
6163008	ONL SD 2M		6/12/06	9:30					No sample was available for analysis due to laboratory error.
6163013	ONL SD 4M		6/12/06	9:41	06/19/06	17:38	41.5	*J*	Sample analyzed more than 96 hours after sample collection
6163015	ONL SD 6M		6/12/06	9:50	06/19/06	17:43	44.8	*J*	Sample analyzed more than 96 hours after sample collection
6163017	ONL SD 8M		6/12/06	10:00	06/19/06	17:47	48.6	*J*	Sample analyzed more than 96 hours after sample collection
6163019	ONL SD 10M		6/12/06	10:09	06/19/06	17:55	50.0	*J*	Sample analyzed more than 96 hours after sample collection
6163021	ONL SD 12M		6/12/06	10:18	06/19/06	17:59	51.5	*J*	Sample analyzed more than 96 hours after sample collection
6163023	ONL SD 14M		6/12/06	10:23	06/19/06	18:04	52.0	*J*	Sample analyzed more than 96 hours after sample collection
6163025	ONL SD 16M	A	6/12/06	10:40	06/19/06	18:08	53.4	*J*	Sample analyzed more than 96 hours after sample collection
6163026	ONL SD 16M	B	6/12/06	10:40	06/19/06	18:12	53.3	*J*	Sample analyzed more than 96 hours after sample collection
6163027	ONL SD 16M	C	6/12/06	10:40	06/19/06	18:16	53.1	*J*	Sample analyzed more than 96 hours after sample collection
6170001	ONL SD Field Trip Blank		6/19/06	7:15	06/20/06	18:27	1.0	*J+*	Result less than method reporting limit; result within a factor of five of associated blank and may be biased high.
6170002	ONL SD 0M	A	6/19/06	9:15	06/20/06	18:31	36.5		
6170003	ONL SD 0M	B	6/19/06	9:15	06/20/06	18:35	36.9		
6170004	ONL SD 0M	C	6/19/06	9:15	06/20/06	18:40	35.9		
6170006	ONL SD 2M		6/19/06	9:24	06/20/06	18:44	36.0		
6170011	ONL SD 4M		6/19/06	9:41	06/20/06	18:49	40.9		
6170013	ONL SD 6M		6/19/06	9:50	06/20/06	18:57	42.3		

Table B-6. Summary of total inorganic carbon analytical results

UFI Lab ID	Client ID	Triplicate	Sampling Date	Sampling Time	Analysis Date	Analysis Time	TIC (mg/L)	Data Validation Qualifier	Data Validation Comment
6170015	ONL SD 8M		6/19/06	9:59	06/20/06	19:01	43.9		
6170017	ONL SD 10M		6/19/06	10:13	06/20/06	19:06	47.1		
6170019	ONL SD 12M		6/19/06	10:22	06/20/06	19:10	48.6		
6170021	ONL SD 14M		6/19/06	10:37	06/20/06	19:14	48.2		
6170023	ONL SD 16M	A	6/19/06	11:00	06/20/06	19:19	49.8		
6170024	ONL SD 16M	B	6/19/06	11:00	06/20/06	19:31	49.6		
6170025	ONL SD 16M	C	6/19/06	11:00	06/20/06	19:36	50.3		
6170027	ONL SD 18M		6/19/06	11:20	06/20/06	19:40	53.4		
6177001	ONL SD Field Trip Blank		6/26/06	7:30	07/28/06	19:28	1.5	*J+*	Result less than method reporting limit; sample analyzed more than 96 hours after sample collection; result within a factor of five of associated blank and may be biased high.
6177002	ONL SD 0M	A	6/26/06	10:00	07/28/06	19:32	34.7	*J*	Sample analyzed more than 96 hours after sample collection
6177003	ONL SD 0M	B	6/26/06	10:00	07/28/06	19:36	35.7	*J*	Sample analyzed more than 96 hours after sample collection
6177004	ONL SD 0M	C	6/26/06	10:00	07/28/06	19:40	35.2	*J*	Sample analyzed more than 96 hours after sample collection
6177006	ONL SD 2M		6/26/06	10:15	07/28/06	19:44	36.1	*J*	Sample analyzed more than 96 hours after sample collection
6177011	ONL SD 4M		6/26/06	10:35	07/28/06	19:56	37.2	*J*	Sample analyzed more than 96 hours after sample collection
6177013	ONL SD 6M		6/26/06	10:48	07/28/06	20:00	40.6	*J*	Sample analyzed more than 96 hours after sample collection
6177015	ONL SD 8M		6/26/06	10:56	07/28/06	20:04	41.9	*J*	Sample analyzed more than 96 hours after sample collection
6177017	ONL SD 10M		6/26/06	11:10	07/28/06	20:08	44.9	*J*	Sample analyzed more than 96 hours after sample collection

Table B-6. Summary of total inorganic carbon analytical results

UFI Lab ID	Client ID	Triplicate	Sampling Date	Sampling Time	Analysis Date	Analysis Time	TIC (mg/L)	Data Validation Qualifier	Data Validation Comment
6177019	ONL SD 12M		6/26/06	11:30	07/28/06	20:12	46.2	*J*	Sample analyzed more than 96 hours after sample collection
6177021	ONL SD 14M		6/26/06	11:50	07/28/06	20:17	45.4	*J*	Sample analyzed more than 96 hours after sample collection
6177023	ONL SD 16M	A	6/26/06	12:02	07/28/06	20:21	46.7	*J*	Sample analyzed more than 96 hours after sample collection
6177024	ONL SD 16M	B	6/26/06	12:02	07/28/06	20:29	47.2	*J*	Sample analyzed more than 96 hours after sample collection
6177025	ONL SD 16M	C	6/26/06	12:02	07/28/06	20:33	47.0	*J*	Sample analyzed more than 96 hours after sample collection
6177027	ONL SD 18M		6/26/06	12:25	07/28/06	20:37	47.3	*J*	Sample analyzed more than 96 hours after sample collection
6185001	ONL SD Field Trip Blank		7/4/06	7:15	07/29/06	18:12	1.1	*J+*	Result less than method reporting limit; sample analyzed more than 96 hours after sample collection; result within a factor of five of associated blank and may be biased high.
6185002	ONL SD 0M	A	7/4/06	10:00	07/29/06	18:16	38.0	*J*	Sample analyzed more than 96 hours after sample collection
6185003	ONL SD 0M	B	7/4/06	10:00	07/29/06	18:20	37.2	*J*	Sample analyzed more than 96 hours after sample collection
6185004	ONL SD 0M	C	7/4/06	10:00	07/29/06	18:24	37.8	*J*	Sample analyzed more than 96 hours after sample collection
6185006	ONL SD 2M		7/4/06	10:12	07/29/06	18:28	36.5	*J*	Sample analyzed more than 96 hours after sample collection
6185011	ONL SD 4M		7/4/06	10:36	07/29/06	18:32	36.9	*J*	Sample analyzed more than 96 hours after sample collection
6185013	ONL SD 6M		7/4/06	10:40	07/29/06	18:40	44.9	*J*	Sample analyzed more than 96 hours after sample collection

Table B-6. Summary of total inorganic carbon analytical results

UFI Lab ID	Client ID	Triplicate	Sampling Date	Sampling Time	Analysis Date	Analysis Time	TIC (mg/L)	Data Validation Qualifier	Data Validation Comment
6185015	ONL SD 8M		7/4/06	10:50	07/29/06	18:44	43.8	*J*	Sample analyzed more than 96 hours after sample collection
6185017	ONL SD 10M		7/4/06	11:05	07/29/06	18:49	45.2	*J*	Sample analyzed more than 96 hours after sample collection
6185019	ONL SD 12M		7/4/06	11:24	07/29/06	18:53	46.6	*J*	Sample analyzed more than 96 hours after sample collection
6185021	ONL SD 14M		7/4/06	11:40	07/29/06	19:04	46.5	*J*	Sample analyzed more than 96 hours after sample collection
6185023	ONL SD 16M	A	7/4/06	11:55	07/29/06	19:09	47.9	*J*	Sample analyzed more than 96 hours after sample collection
6185024	ONL SD 16M	B	7/4/06	11:53	07/29/06	19:13	48.1	*J*	Sample analyzed more than 96 hours after sample collection
6185025	ONL SD 16M	C	7/4/06	11:53	07/29/06	19:17	47.0	*J*	Sample analyzed more than 96 hours after sample collection
6185027	ONL SD 18M		7/4/06	12:00	07/29/06	19:25	47.5	*J*	Sample analyzed more than 96 hours after sample collection
6191023	ONL SD Field Trip Blank		7/10/06	7:30	07/26/06	17:19	1.2	*J+*	Result less than method reporting limit; sample analyzed more than 96 hours after sample collection; result within a factor of five of associated blank and may be biased high.
6191024	ONL SD 0M	A	7/10/06	9:30	07/26/06	17:23	35.5	*J*	Sample analyzed more than 96 hours after sample collection
6191025	ONL SD 0M	B	7/10/06	9:30	07/26/06	17:28	36.7	*J*	Sample analyzed more than 96 hours after sample collection
6191026	ONL SD 0M	C	7/10/06	9:30	07/26/06	17:32	36.2	*J*	Sample analyzed more than 96 hours after sample collection
6191028	ONL SD 2M		7/10/06	9:43	07/26/06	17:43	35.2	*J*	Sample analyzed more than 96 hours after sample collection

Table B-6. Summary of total inorganic carbon analytical results

UFI Lab ID	Client ID	Triplicate	Sampling Date	Sampling Time	Analysis Date	Analysis Time	TIC (mg/L)	Data Validation Qualifier	Data Validation Comment
6191033	ONL SD 4M		7/10/06	10:00	07/26/06	17:47	35.9	*J*	Sample analyzed more than 96 hours after sample collection
6191035	ONL SD 6M		7/10/06	10:13	07/26/06	17:52	40.2	*J*	Sample analyzed more than 96 hours after sample collection
6191037	ONL SD 8M		7/10/06	10:34	07/26/06	17:56	42.6	*J*	Sample analyzed more than 96 hours after sample collection
6191039	ONL SD 10M		7/10/06	10:48	07/26/06	18:00	44.0	*J*	Sample analyzed more than 96 hours after sample collection
6191041	ONL SD 12M		7/10/06	11:05	07/26/06	18:04	45.1	*J*	Sample analyzed more than 96 hours after sample collection
6191043	ONL SD 14M		7/10/06	11:22	07/26/06	18:08	46.3	*J*	Sample analyzed more than 96 hours after sample collection
6191045	ONL SD 16M	A	7/10/06	11:42	07/26/06	18:12	47.0	*J*	Sample analyzed more than 96 hours after sample collection
6191046	ONL SD 16M	B	7/10/06	11:42	07/26/06	18:20	46.9	*J*	Sample analyzed more than 96 hours after sample collection
6191047	ONL SD 16M	C	7/10/06	11:42	07/26/06	18:24	46.7	*J*	Sample analyzed more than 96 hours after sample collection
6191049	ONL SD 18M		7/10/06	12:02	07/26/06	18:28	48.1	*J*	Sample analyzed more than 96 hours after sample collection
6198003	ONL SD Field Trip Blank		7/17/06	6:40	07/26/06	16:03	0.9	*J+*	Result less than method reporting limit; sample analyzed more than 96 hours after sample collection; result within a factor of five of associated blank and may be biased high.
6198004	ONL SD 0M	A	7/17/06	9:15	07/26/06	16:07	32.4	*J*	Sample analyzed more than 96 hours after sample collection
6198005	ONL SD 0M	B	7/17/06	9:16	07/26/06	16:12	31.0	*J*	Sample analyzed more than 96 hours after sample collection

Table B-6. Summary of total inorganic carbon analytical results

UFI Lab ID	Client ID	Triplicate	Sampling Date	Sampling Time	Analysis Date	Analysis Time	TIC (mg/L)	Data Validation Qualifier	Data Validation Comment
6198006	ONL SD 0M	C	7/17/06	9:17	07/26/06	16:16	31.6	*J*	Sample analyzed more than 96 hours after sample collection
6198008	ONL SD 2M		7/17/06	9:36	07/26/06	16:20	32.1	*J*	Sample analyzed more than 96 hours after sample collection
6198013	ONL SD 4M		7/17/06	9:54	07/26/06	16:24	34.8	*J*	Sample analyzed more than 96 hours after sample collection
6198015	ONL SD 6M		7/17/06	10:05	07/26/06	16:32	37.0	*J*	Sample analyzed more than 96 hours after sample collection
6198017	ONL SD 8M		7/17/06	10:19	07/26/06	16:36	41.7	*J*	Sample analyzed more than 96 hours after sample collection
6198019	ONL SD 10M		7/17/06	10:39	07/26/06	16:40	44.7	*J*	Sample analyzed more than 96 hours after sample collection
6198021	ONL SD 12M		7/17/06	10:55	07/26/06	16:44	45.6	*J*	Sample analyzed more than 96 hours after sample collection
6198023	ONL SD 14M		7/17/06	11:07	07/26/06	16:56	46.7	*J*	Sample analyzed more than 96 hours after sample collection
6198025	ONL SD 16M	A	7/17/06	11:19	07/26/06	17:00	47.9	*J*	Sample analyzed more than 96 hours after sample collection
6198026	ONL SD 16M	B	7/17/06	11:21	07/26/06	17:04	47.5	*J*	Sample analyzed more than 96 hours after sample collection
6198027	ONL SD 16M	C	7/17/06	11:24	07/26/06	17:08	47.4	*J*	Sample analyzed more than 96 hours after sample collection
6198029	ONL SD 18M		7/17/06	11:36	07/26/06	17:16	52.4	*J*	Sample analyzed more than 96 hours after sample collection
6205005	ONL SD Field Trip Blank		7/24/06	7:10	07/25/06	16:36	0.7	*J+*	Result less than method reporting limit; result within a factor of five of associated blank and may be biased high.
6205006	ONL SD 0M	A	7/24/06	9:10	07/25/06	16:40	32.8		
6205007	ONL SD 0M	B	7/24/06	9:10	07/25/06	16:45	31.2		

Table B-6. Summary of total inorganic carbon analytical results

UFI Lab ID	Client ID	Triplicate	Sampling Date	Sampling Time	Analysis Date	Analysis Time	TIC (mg/L)	Data Validation Qualifier	Data Validation Comment
6205008	ONL SD 0M	C	7/24/06	9:10	07/25/06	16:49	31.2		
6205010	ONL SD 2M		7/24/06	9:38	07/25/06	16:53	31.2		
6205015	ONL SD 4M		7/24/06	9:55	07/25/06	16:57	32.3		
6205017	ONL SD 6M		7/24/06	10:05	07/25/06	17:05	42.3		
6205019	ONL SD 8M		7/24/06	10:23	07/25/06	17:09	44.1		
6205021	ONL SD 10M		7/24/06	10:45	07/25/06	17:13	46.2		
6205023	ONL SD 12M		7/24/06	11:02	07/25/06	17:17	47.4		
6205025	ONL SD 14M		7/24/06	11:25	07/25/06	17:29	49.0		
6205027	ONL SD 16M	A	7/24/06	11:47	07/25/06	17:33	49.6		
6205028	ONL SD 16M	B	7/24/06	11:47	07/25/06	17:37	49.2		
6205029	ONL SD 16M	C	7/24/06	11:47	07/25/06	17:41	50.8		
6205031	ONL SD 18M		7/24/06	12:18	07/25/06	17:49	51.7		
6212001	ONL SD Field Trip Blank		7/31/06	7:15	08/03/06	13:08	0.7	*J+*	Result less than method reporting limit; ample analyzed between 49-96 hours after sample collection; result within a factor of five of associated blank and may be biased high.
6212002	ONL SD 0M	A	7/31/06	9:00	08/03/06	13:12	33.2	*J*	Sample analyzed between 49-96 hours after sample collection
6212003	ONL SD 0M	B	7/31/06	9:05	08/03/06	13:16	34.0	*J*	Sample analyzed between 49-96 hours after sample collection
6212004	ONL SD 0M	C	7/31/06	9:10	08/03/06	13:20	33.7	*J*	Sample analyzed between 49-96 hours after sample collection
6212006	ONL SD 2M		7/31/06	9:17	08/03/06	13:24	33.8	*J*	Sample analyzed between 49-96 hours after sample collection
6212011	ONL SD 4M		7/31/06	9:28	08/03/06	13:28	33.7	*J*	Sample analyzed between 49-96 hours after sample collection
6212013	ONL SD 6M		7/31/06	9:35	08/03/06	13:35	38.2	*J*	Sample analyzed between 49-96 hours after sample collection

Table B-6. Summary of total inorganic carbon analytical results

UFI Lab ID	Client ID	Triplicate	Sampling Date	Sampling Time	Analysis Date	Analysis Time	TIC (mg/L)	Data Validation Qualifier	Data Validation Comment
6212015	ONL SD 8M		7/31/06	9:50	08/03/06	13:39	44.2	*J*	Sample analyzed between 49-96 hours after sample collection
6212017	ONL SD 10M		7/31/06	12:20	08/03/06	13:43	45.7	*J*	Sample analyzed between 49-96 hours after sample collection
6212019	ONL SD 12M		7/31/06	10:38	08/03/06	13:47	46.6	*J*	Sample analyzed between 49-96 hours after sample collection
6212021	ONL SD 14M		7/31/06	10:58	08/03/06	13:59	49.0	*J*	Sample analyzed between 49-96 hours after sample collection
6212023	ONL SD 16M	A	7/31/06	11:22	08/03/06	14:03	50.1	*J*	Sample analyzed between 49-96 hours after sample collection
6212024	ONL SD 16M	B	7/31/06	11:30	08/03/06	14:07	49.5	*J*	Sample analyzed between 49-96 hours after sample collection
6212025	ONL SD 16M	C	7/31/06	11:30	08/03/06	14:11	51.3	*J*	Sample analyzed between 49-96 hours after sample collection
6212027	ONL SD 18M		7/31/06	11:45	08/03/06	14:15	52.9	*J*	Sample analyzed between 49-96 hours after sample collection
6219009	ONL SD Field Trip Blank		8/7/06	7:10	08/08/06	12:44	0.6	*J+*	Result less than method reporting limit; result within a factor of five of associated blank and may be biased high.
6219010	ONL SD 0M	A	8/7/06	9:30	08/08/06	12:48	35.8		
6219011	ONL SD 0M	B	8/7/06	9:35	08/08/06	12:52	36.5		
6219012	ONL SD 0M	C	8/7/06	9:40	08/08/06	12:56	37.2		
6219014	ONL SD 2M		8/7/06	11:07	08/08/06	13:00	36.4		
6219019	ONL SD 4M		8/7/06	11:30	08/08/06	13:04	36.0		
6219021	ONL SD 6M		8/7/06	11:38	08/08/06	13:12	39.9		
6219023	ONL SD 8M		8/7/06	11:52	08/08/06	13:16	44.7		
6219025	ONL SD 10M		8/7/06	12:09	08/08/06	13:20	47.7		
6219027	ONL SD 12M		8/7/06	12:30	08/08/06	13:24	49.9		
6219029	ONL SD 14M		8/7/06	12:43	08/08/06	13:35	50.3		

Table B-6. Summary of total inorganic carbon analytical results

UFI Lab ID	Client ID	Triplicate	Sampling Date	Sampling Time	Analysis Date	Analysis Time	TIC (mg/L)	Data Validation Qualifier	Data Validation Comment
6219031	ONL SD 16M	A	8/7/06	13:03	08/08/06	13:40	53.5		
6219032	ONL SD 16M	B	8/7/06	13:09	08/08/06	13:44	53.2		
6219033	ONL SD 16M	C	8/7/06	13:15	08/08/06	13:48	53.7		
6219035	ONL SD 18M		8/7/06	13:36	08/08/06	13:52	57.1		
6226007	ONL SD Field Trip Blank		8/14/06	7:15	08/16/06	16:44	1.0	*J+*	Result less than method reporting limit; ample analyzed between 49-96 hours after sample collection; result within a factor of five of associated blank and may be biased high.
6226008	ONL SD 0M	A	8/14/06	9:15	08/16/06	16:48	34.9	*J*	Sample analyzed between 49-96 hours after sample collection
6226009	ONL SD 0M	B	8/14/06	9:15	08/16/06	16:52	35.0	*J*	Sample analyzed between 49-96 hours after sample collection
6226010	ONL SD 0M	C	8/14/06	9:15	08/16/06	16:56	34.9	*J*	Sample analyzed between 49-96 hours after sample collection
6226012	ONL SD 2M		8/14/06	9:25	08/16/06	17:00	35.5	*J*	Sample analyzed between 49-96 hours after sample collection
6226017	ONL SD 4M		8/14/06	9:50	08/16/06	17:04	36.7	*J*	Sample analyzed between 49-96 hours after sample collection
6226019	ONL SD 6M		8/14/06	10:10	08/16/06	17:12	38.3	*J*	Sample analyzed between 49-96 hours after sample collection
6226021	ONL SD 8M		8/14/06	10:30	08/16/06	17:16	48.6	*J*	Sample analyzed between 49-96 hours after sample collection
6226023	ONL SD 10M		8/14/06	10:50	08/16/06	17:20	50.7	*J*	Sample analyzed between 49-96 hours after sample collection
6226025	ONL SD 12M		8/14/06	11:20	08/16/06	17:24	50.9	*J*	Sample analyzed between 49-96 hours after sample collection
6226027	ONL SD 14M		8/14/06	11:40	08/16/06	17:28	52.4	*J*	Sample analyzed between 49-96 hours after sample collection

Table B-6. Summary of total inorganic carbon analytical results

UFI Lab ID	Client ID	Triplicate	Sampling Date	Sampling Time	Analysis Date	Analysis Time	TIC (mg/L)	Data Validation Qualifier	Data Validation Comment
6226029	ONL SD 16M	A	8/14/06	12:15	08/16/06	17:40	53.3	*J*	Sample analyzed between 49-96 hours after sample collection
6226030	ONL SD 16M	B	8/14/06	12:15	08/16/06	17:44	53.2	*J*	Sample analyzed between 49-96 hours after sample collection
6226031	ONL SD 16M	C	8/14/06	12:15	08/16/06	17:48	52.3	*J*	Sample analyzed between 49-96 hours after sample collection
6226033	ONL SD 18M		8/14/06	12:50	08/16/06	17:52	56.7	*J*	Sample analyzed between 49-96 hours after sample collection
6233002	ONL SD Field Trip Blank		8/21/06	7:20	08/22/06	15:24	0.4	*J+*	Result less than method reporting limit; result within a factor of five of associated blank and may be biased high.
6233003	ONL SD 0M	A	8/21/06	8:40	08/22/06	15:28	36.8		
6233004	ONL SD 0M	B	8/21/06	8:40	08/22/06	15:32	36.2		
6233005	ONL SD 0M	C	8/21/06	8:40	08/22/06	15:36	36.2		
6233007	ONL SD 2M		8/21/06	8:50	08/22/06	15:40	36.6		
6233012	ONL SD 4M		8/21/06	9:10	08/22/06	15:44	36.3		
6233014	ONL SD 6M		8/21/06	9:20	08/22/06	15:52	36.5		
6233016	ONL SD 8M		8/21/06	9:31	08/22/06	15:56	47.8		
6233018	ONL SD 10M		8/21/06	9:55	08/22/06	16:00	49.7		
6233020	ONL SD 12M		8/21/06	10:10	08/22/06	16:05	51.5		
6233022	ONL SD 14M		8/21/06	10:25	08/22/06	16:09	52.6		
6233024	ONL SD 16M	A	8/21/06	10:40	08/22/06	16:20	53.0		
6233025	ONL SD 16M	B	8/21/06	10:40					No sample was available for analysis due to cracked sample vial.
6233026	ONL SD 16M	C	8/21/06	10:40	08/22/06	16:31	52.5		
6233028	ONL SD 18M		8/21/06	11:05	08/22/06	16:35	55.0		

Table B-6. Summary of total inorganic carbon analytical results

UFI Lab ID	Client ID	Triplicate	Sampling Date	Sampling Time	Analysis Date	Analysis Time	TIC (mg/L)	Data Validation Qualifier	Data Validation Comment
6241035	ONL SD Field Trip Blank		8/29/06	7:00	08/29/06	14:55	0.9	*J+*	Result less than method reporting limit; result within a factor of five of associated blank and may be biased high.
6241036	ONL SD 0M	A	8/29/06	9:15	08/29/06	14:59	37.0		
6241037	ONL SD 0M	B	8/29/06	9:15	08/29/06	15:03	36.6		
6241038	ONL SD 0M	C	8/29/06	9:15	08/29/06	15:06	36.3		
6241040	ONL SD 2M		8/29/06	9:26	08/29/06	15:10	37.0		
6241045	ONL SD 4M		8/29/06	9:35	08/29/06	15:14	36.0		
6241047	ONL SD 6M		8/29/06	9:45	08/29/06	15:21	36.7		
6241049	ONL SD 8M		8/29/06	9:56	08/29/06	15:25	48.9		
6241051	ONL SD 10M		8/29/06	10:07	08/29/06	15:29	50.4		
6241053	ONL SD 12M		8/29/06	10:16	08/29/06	15:33	51.2		
6241055	ONL SD 14M		8/29/06	10:26	08/29/06	15:37	52.7		
6241057	ONL SD 16M	A	8/29/06	10:36	08/29/06	15:48	54.1		
6241058	ONL SD 16M	B	8/29/06	10:36	08/29/06	15:52	54.1		
6241059	ONL SD 16M	C	8/29/06	10:36	08/29/06	16:00	53.9		
6241061	ONL SD 18M		8/29/06	10:45	08/29/06	16:04	56.5		
6248012	ONL SD Field Trip Blank		9/5/06	7:15	09/05/06	15:02	0.7	*J+*	Result less than method reporting limit; result within a factor of five of associated blank and may be biased high.
6248013	ONL SD 0M	A	9/5/06	9:00	09/05/06	15:06	37.7		
6248014	ONL SD 0M	B	9/5/06	9:00	09/05/06	15:10	38.5		
6248015	ONL SD 0M	C	9/5/06	9:00	09/05/06	15:14	38.4		
6248017	ONL SD 2M		9/5/06	9:25	09/05/06	15:18	38.0		
6248022	ONL SD 4M		9/5/06	9:33	09/05/06	15:22	37.9		
6248024	ONL SD 6M		9/5/06	9:41	09/05/06	15:30	38.4		
6248026	ONL SD 8M		9/5/06	9:48	09/05/06	15:34	38.2		
6248028	ONL SD 10M		9/5/06	10:00	09/05/06	15:38	50.6		
6248030	ONL SD 12M		9/5/06	10:15	09/05/06	15:42	51.7		

Table B-6. Summary of total inorganic carbon analytical results

UFI Lab ID	Client ID	Triplicate	Sampling Date	Sampling Time	Analysis Date	Analysis Time	TIC (mg/L)	Data Validation Qualifier	Data Validation Comment
6248032	ONL SD 14M		9/5/06	10:35	09/05/06	15:46	53.2		
6248034	ONL SD 16M	A	9/5/06	10:50	09/05/06	15:57	53.7		
6248035	ONL SD 16M	B	9/5/06	10:50	09/05/06	16:02	54.5		
6248036	ONL SD 16M	C	9/5/06	10:58	09/05/06	16:06	54.3		
6248038	ONL SD 18M		9/5/06	11:13	09/05/06	16:14	60.2		
6254002	ONL SD Field Trip Blank		9/11/06	7:10	09/11/06	17:15	0.8	*J+*	Result less than method reporting limit; result within a factor of five of associated blank and may be biased high.
6254003	ONL SD 0M	A	9/11/06	8:50	09/11/06	17:19	36.6		
6254004	ONL SD 0M	B	9/11/06	8:50	09/11/06	17:23	37.3		
6254005	ONL SD 0M	C	9/11/06	8:50	09/11/06	17:27	37.2		
6254007	ONL SD 2M		9/11/06	9:00	09/11/06	17:32	36.7		
6254012	ONL SD 4M		9/11/06	9:16	09/11/06	17:36	37.5		
6254014	ONL SD 6M		9/11/06	9:24	09/11/06	17:43	37.5		
6254016	ONL SD 8M		9/11/06	9:43	09/11/06	17:48	48.9		
6254018	ONL SD 10M		9/11/06	9:53	09/11/06	17:52	54.3		
6254020	ONL SD 12M		9/11/06	10:05	09/11/06	17:56	53.0		
6254022	ONL SD 14M		9/11/06	10:19	09/11/06	18:00	54.3		
6254024	ONL SD 16M	A	9/11/06	10:32	09/11/06	18:12	56.6		
6254025	ONL SD 16M	B	9/11/06	10:32	09/11/06	18:16	56.2		
6254026	ONL SD 16M	C	9/11/06	10:32	09/11/06	18:21	55.6		
6254028	ONL SD 18M		9/11/06	10:54	09/11/06	18:29	60.7		
6261001	ONL SD Field Trip Blank		9/18/06	7:10	09/18/06	16:41	0.7	*J+*	Result less than method reporting limit; result within a factor of five of associated blank and may be biased high.
6261002	ONL SD 0M	A	9/18/06	11:10	09/18/06	16:45	37.1		
6261003	ONL SD 0M	B	9/18/06	11:12	09/18/06	16:50	37.7		
6261004	ONL SD 0M	C	9/18/06	11:20	09/18/06	16:54	37.0		
6261006	ONL SD 2M		9/18/06	11:24	09/18/06	16:58	36.9		

Table B-6. Summary of total inorganic carbon analytical results

UFI Lab ID	Client ID	Triplicate	Sampling Date	Sampling Time	Analysis Date	Analysis Time	TIC (mg/L)	Data Validation Qualifier	Data Validation Comment
6261010	ONL SD 4M		9/18/06	11:33	09/18/06	17:02	37.8		
6261012	ONL SD 6M		9/18/06	11:47	09/18/06	17:10	38.6		
6261014	ONL SD 8M		9/18/06	11:58	09/18/06	17:14	44.5		
6261016	ONL SD 10M		9/18/06	12:12	09/18/06	17:18	47.4		
6261018	ONL SD 12M		9/18/06	12:40	09/18/06	17:23	52.4		
6261020	ONL SD 14M		9/18/06	13:05	09/18/06	17:27	52.9		
6261022	ONL SD 16M	A	9/18/06	13:35	09/18/06	17:39	54.2		
6261023	ONL SD 16M	B	9/18/06	13:40	09/18/06	17:43	54.9		
6261024	ONL SD 16M	C	9/18/06	13:45	09/18/06	17:47	54.0		
6261026	ONL SD 18M		9/18/06	14:10	09/18/06	17:55	56.8		
6268004	ONL SD Field Trip Blank		9/25/06	7:15	09/25/06	13:54	0.7	*J+*	Result less than method reporting limit; result within a factor of five of associated blank and may be biased high.
6268005	ONL SD 0M	A	9/25/06	9:00	09/25/06	13:59	39.6		
6268006	ONL SD 0M	B	9/25/06	9:00	09/25/06	14:03	39.4		
6268007	ONL SD 0M	C	9/25/06	9:00	09/25/06	14:07	39.8		
6268009	ONL SD 2M		9/25/06	9:17	09/25/06	14:11	39.9		
6268014	ONL SD 4M		9/25/06	9:35	09/25/06	14:15	39.5		
6268016	ONL SD 6M		9/25/06	9:45	09/25/06	14:23	39.9		
6268018	ONL SD 8M		9/25/06	10:00	09/25/06	14:27	39.8		
6268020	ONL SD 10M		9/25/06	10:10	09/25/06	14:32	48.9		
6268022	ONL SD 12M		9/25/06	10:27	09/25/06	14:36	53.3		
6268024	ONL SD 14M		9/25/06	10:46	09/25/06	14:40	56.1		
6268026	ONL SD 16M	A	9/25/06	11:10	09/25/06	14:52	57.9		
6268027	ONL SD 16M	B	9/25/06	11:10	09/25/06	14:56	56.9		
6268028	ONL SD 16M	C	9/25/06	11:10	09/25/06	15:00	57.8		
6268030	ONL SD 18M		9/25/06	11:40	09/25/06	15:08	57.9		

Table B-6. Summary of total inorganic carbon analytical results

UFI Lab ID	Client ID	Triplicate	Sampling Date	Sampling Time	Analysis Date	Analysis Time	TIC (mg/L)	Data Validation Qualifier	Data Validation Comment
6275001	ONL SD Field Trip Blank		10/2/06	7:15	10/02/06	15:32	0.5	*J+*	Result less than method reporting limit; result within a factor of five of associated blank and may be biased high.
6275002	ONL SD 0M	A	10/2/06	9:20	10/02/06	15:36	41.1		
6275003	ONL SD 0M	B	10/2/06	9:20	10/02/06	15:44	41.0		
6275004	ONL SD 0M	C	10/2/06	9:20	10/02/06	15:48	40.9		
6275006	ONL SD 2M		10/2/06	9:25	10/02/06	15:52	41.7		
6275011	ONL SD 4M		10/2/06	9:40	10/02/06	15:57	41.1		
6275013	ONL SD 6M		10/2/06	9:59	10/02/06	16:01	41.0		
6275015	ONL SD 8M		10/2/06	10:15	10/02/06	16:12	40.8		
6275017	ONL SD 10M		10/2/06	10:50	10/02/06	16:17	41.6		
6275019	ONL SD 12M		10/2/06	11:15	10/02/06	16:21	52.3		
6275021	ONL SD 14M		10/2/06	11:27	10/02/06	16:29	55.5		
6275023	ONL SD 16M	A	10/2/06	11:50	10/02/06	16:33	57.6		
6275024	ONL SD 16M	B	10/2/06	11:50	10/02/06	16:38	56.6		
6275025	ONL SD 16M	C	10/2/06	11:50	10/02/06	16:42	56.7		
6275027	ONL SD 18M		10/2/06	12:25	10/02/06	16:46	58.6		
6282003	ONL SD Field Trip Blank		10/9/06	7:15	10/10/06	15:13	0.6	*J+*	Result less than method reporting limit; result within a factor of five of associated blank and may be biased high.
6282004	ONL SD 0M	A	10/9/06	9:13	10/10/06	15:17	41.8		
6282005	ONL SD 0M	B	10/9/06	9:13	10/10/06	15:22	41.0		
6282006	ONL SD 0M	C	10/9/06	9:13	10/10/06	15:26	40.8		
6282008	ONL SD 2M		10/9/06	9:26	10/10/06	15:30	41.9		
6282013	ONL SD 4M		10/9/06	9:42	10/10/06	15:34	41.9		
6282015	ONL SD 6M		10/9/06	9:56	10/10/06	15:42	41.7		
6282017	ONL SD 8M		10/9/06	10:03	10/10/06	15:47	42.3		
6282019	ONL SD 10M		10/9/06	10:08	10/10/06	15:51	43.0		
6282021	ONL SD 12M		10/9/06	10:18	10/10/06	15:55	48.1		

Table B-6. Summary of total inorganic carbon analytical results

UFI Lab ID	Client ID	Triplicate	Sampling Date	Sampling Time	Analysis Date	Analysis Time	TIC (mg/L)	Data Validation Qualifier	Data Validation Comment
6282023	ONL SD 14M		10/9/06	10:35	10/10/06	15:59	56.8		
6282025	ONL SD 16M	A	10/9/06	11:50	10/10/06	16:11	57.8		
6282026	ONL SD 16M	B	10/9/06	11:50	10/10/06	16:16	57.4		
6282027	ONL SD 16M	C	10/9/06	11:50	10/10/06	16:20	57.3		
6282029	ONL SD 18M		10/9/06	11:19	10/10/06	16:28	59.7		
6289001	ONL SD Field Trip Blank		10/16/06	7:15	10/17/06	13:01	0.5	*J+*	Result less than method reporting limit; result within a factor of five of associated blank and may be biased high.
6289002	ONL SD 0M	A	10/16/06	9:28	10/17/06	13:05	44.1		
6289003	ONL SD 0M	B	10/16/06	9:28	10/17/06	13:09	44.2		
6289004	ONL SD 0M	C	10/16/06	9:28	10/17/06	13:13	44.0		
6289006	ONL SD 2M		10/16/06	9:40	10/17/06	13:17	43.8		
6289011	ONL SD 4M		10/16/06	9:59	10/17/06	13:21	44.2		
6289013	ONL SD 6M		10/16/06	10:09	10/17/06	13:29	44.0		
6289015	ONL SD 8M		10/16/06	10:24	10/17/06	13:34	44.1		
6289017	ONL SD 10M		10/16/06	10:35	10/17/06	13:38	44.0		
6289019	ONL SD 12M		10/16/06	10:45	10/17/06	13:42	44.7		
6289021	ONL SD 14M		10/16/06	10:55	10/17/06	13:46	44.3		
6289023	ONL SD 16M	A	10/16/06	11:10	10/17/06	13:58	47.5		
6289024	ONL SD 16M	B	10/16/06	11:10	10/17/06	14:02	48.3		
6289025	ONL SD 16M	C	10/16/06	11:10	10/17/06	14:06	48.6		
6289027	ONL SD 18M		10/16/06	11:39	10/17/06	14:10	56.4		
6296001	ONL SD Field Trip Blank		10/23/06	7:15	10/23/06	14:34	0.7	*J+*	Result less than method reporting limit; result within a factor of five of associated blank and may be biased high.
6296002	ONL SD 0M	A	10/23/06	9:30	10/23/06	14:38	45.1		
6296003	ONL SD 0M	B	10/23/06	9:30	10/23/06	14:43	44.9		
6296004	ONL SD 0M	C	10/23/06	9:30	10/23/06	14:47	45.2		
6296006	ONL SD 2M		10/23/06	9:38	10/23/06	14:51	46.0		

Table B-6. Summary of total inorganic carbon analytical results

UFI Lab ID	Client ID	Triplicate	Sampling Date	Sampling Time	Analysis Date	Analysis Time	TIC (mg/L)	Data Validation Qualifier	Data Validation Comment
6296011	ONL SD 4M		10/23/06	9:56	10/23/06	14:55	44.3		
6296013	ONL SD 6M		10/23/06	10:03	10/23/06	15:03	45.3		
6296015	ONL SD 8M		10/23/06	10:12	10/23/06	15:07	45.5		
6296017	ONL SD 10M		10/23/06	10:20	10/23/06	15:11	45.1		
6296019	ONL SD 12M		10/23/06	10:28	10/23/06	15:15	45.2		
6296021	ONL SD 14M		10/23/06	10:44	10/23/06	15:19	45.2		
6296023	ONL SD 16M	A	10/23/06	10:54	10/23/06	15:31	46.3		
6296024	ONL SD 16M	B	10/23/06	10:54	10/23/06	15:35	45.7		
6296025	ONL SD 16M	C	10/23/06	10:54	10/23/06	15:39	46.5		
6296027	ONL SD 18M		10/23/06	11:14	10/23/06	15:44	48.6		
6305001	ONL SD Field Trip Blank		11/1/06	7:15	11/01/06	14:08	0.5	*J+*	Result less than method reporting limit; result within a factor of five of associated blank and may be biased high.
6305002	ONL SD 0M	A	11/1/06	9:00	11/01/06	14:13	46.4		
6305003	ONL SD 0M	B	11/1/06	9:00	11/01/06	14:17	45.0		
6305004	ONL SD 0M	C	11/1/06	9:00	11/01/06	14:21	45.7		
6305006	ONL SD 2M		11/1/06	9:10	11/01/06	14:25	45.7		
6305010	ONL SD 4M		11/1/06	9:25	11/01/06	14:29	45.9		
6305011	ONL SD 8M		11/1/06	9:45	11/01/06	14:37	45.4		
6305012	ONL SD 12M		11/1/06	10:01	11/01/06	14:42	46.1		
6305013	ONL SD 16M	A	11/1/06	10:35	11/01/06	14:46	46.1		
6305014	ONL SD 16M	B	11/1/06	10:35	11/01/06	14:50	46.4		
6305015	ONL SD 16M	C	11/1/06	10:35	11/01/06	14:54	46.6		
6305016	ONL SD 18M		11/1/06	10:46	11/01/06	15:06	46.4		
6318125	ONL SD Field Trip Blank		11/14/06	7:15	11/14/06	16:28	0.8	*J+*	Result less than method reporting limit; result within a factor of five of associated blank and may be biased high.
6318126	ONL SD 0M	A	11/14/06	9:50	11/14/06	16:33	45.6		
6318127	ONL SD 0M	B	11/14/06	9:55	11/14/06	16:37	46.2		

Table B-6. Summary of total inorganic carbon analytical results

UFI Lab ID	Client ID	Triplicate	Sampling Date	Sampling Time	Analysis Date	Analysis Time	TIC (mg/L)	Data Validation Qualifier	Data Validation Comment
6318128	ONL SD 0M	C	11/14/06	10:00	11/14/06	16:41	45.2		
6318129	ONL SD 2M		11/14/06	10:10	11/14/06	16:46	46.3		
6318133	ONL SD 4M		11/14/06	10:14	11/14/06	16:50	46.3		
6318134	ONL SD 8M		11/14/06	10:20	11/14/06	16:58	46.7		
6318135	ONL SD 12M		11/14/06	10:30	11/14/06	17:02	46.8		
6318136	ONL SD 16M	A	11/14/06	10:40	11/14/06	17:07	46.3		
6318137	ONL SD 16M	B	11/14/06	10:45	11/14/06	17:11	46.8		
6318138	ONL SD 16M	C	11/14/06	10:50	11/14/06	17:15	46.9		
6318139	ONL SD 18M		11/14/06	11:00	11/14/06	17:27	48.1		
6331001	ONL SD Field Trip Blank		11/27/06	7:15	11/28/06	14:09	0.9	*J+*	Result less than method reporting limit; result within a factor of five of associated blank and may be biased high.
6331002	ONL SD 0M	A	11/27/06	8:30	11/28/06	14:13	46.1		
6331003	ONL SD 0M	B	11/27/06	8:30	11/28/06	14:18	47.2		
6331004	ONL SD 0M	C	11/27/06	8:30	11/28/06	14:22	46.6		
6331006	ONL SD 2M		11/27/06	8:40	11/28/06	14:26	46.7		
6331010	ONL SD 4M		11/27/06	9:05	11/28/06	14:31	46.9		
6331011	ONL SD 8M		11/27/06	9:20	11/28/06	14:39	46.5		
6331012	ONL SD 12M		11/27/06	9:30	11/28/06	14:43	47.0		
6331013	ONL SD 16M	A	11/27/06	9:45	11/28/06	14:47	47.2		
6331014	ONL SD 16M	B	11/27/06	9:45	11/28/06	14:52	47.1		
6331015	ONL SD 16M	C	11/27/06	9:45	11/28/06	14:56	47.8		
6331016	ONL SD 18M		11/27/06	10:00	11/28/06	15:00	53.5		

Note: *J* - estimated
J+ - result is an estimated value and may be biased high because of contamination noted in the associated method blank(s).
U - undetected at given detection limit

Table B-7. Summary of chloride analytical results

UFI Lab ID	Client ID	Triplicate	Sampling Date	Sampling Time	Analysis Date	Analysis Time	Chloride (mg/L)	Data Validation Qualifier	Data Validation Comment
6087005	ONL SD Field Trip Blank		3/28/06	7:00	03/29/06	10:37	10	*J+*	Result less than method reporting limit; result within a factor of five of associated blank and may be biased high.
6087006	ONL SD 0M	A	3/28/06	9:13	03/29/06	10:39	400		
6087007	ONL SD 0M	B	3/28/06	9:22	03/29/06	10:40	400		
6087008	ONL SD 0M	C	3/28/06	9:30	03/29/06	10:42	400		
6087009	ONL SD 1M		3/28/06	9:35	03/29/06	10:44	390		
6087010	ONL SD 2M		3/28/06	9:40	03/29/06	10:46	400		
6087013	ONL SD 3M		3/28/06	9:50	03/29/06	10:48	400		
6087014	ONL SD 4M		3/28/06	9:55	03/29/06	10:50	390		
6087015	ONL SD 5M		3/28/06	9:58	03/29/06	10:51	400		
6087016	ONL SD 6M		3/28/06	10:03	03/29/06	10:53	400		
6087017	ONL SD 7M		3/28/06	10:08	03/29/06	10:55	400		
6087018	ONL SD 8M		3/28/06	10:10	03/29/06	10:57	400		
6087019	ONL SD 9M		3/28/06	10:22	03/29/06	11:00	390		
6087020	ONL SD 10M		3/28/06	10:26	03/29/06	11:02	400		
6087021	ONL SD 11M		3/28/06	10:29	03/29/06	11:04	400		
6087022	ONL SD 12M		3/28/06	10:33	03/29/06	11:06	410		
6087023	ONL SD 13M		3/28/06	10:39	03/29/06	11:08	400		
6087024	ONL SD 14M		3/28/06	10:45	03/29/06	11:10	400		
6087025	ONL SD 15M		3/28/06	10:46	03/29/06	11:11	400		
6087026	ONL SD 16M	A	3/28/06	10:49	03/29/06	11:13	400		
6087027	ONL SD 16M	B	3/28/06	10:50	03/29/06	11:15	400		
6087028	ONL SD 16M	C	3/28/06	10:54	03/29/06	11:17	400		
6087029	ONL SD 17M		3/28/06	10:58	03/29/06	11:19	400		
6087030	ONL SD 18M		3/28/06	11:03	03/29/06	11:20	400		
6087031	ONL SD 19M		3/28/06	11:08	03/29/06	11:22	410		
6093001	ONL SD Field Trip Blank		4/3/06	7:10	04/04/06	10:46	10	*J+*	Result less than method reporting limit; result within a factor of five of associated blank and may be biased high.
6093002	ONL SD 0M	A	4/3/06	10:10	04/04/06	10:48	400		
6093003	ONL SD 0M	B	4/3/06	10:15	04/04/06	10:49	400		

Table B-7. Summary of chloride analytical results

UFI Lab ID	Client ID	Triplicate	Sampling Date	Sampling Time	Analysis Date	Analysis Time	Chloride (mg/L)	Data Validation Qualifier	Data Validation Comment
6093004	ONL SD 0M	C	4/3/06	10:20	04/04/06	10:51	400		
6093005	ONL SD 1M		4/3/06	10:25	04/04/06	10:52	400		
6093006	ONL SD 2M		4/3/06	10:30	04/04/06	10:54	400		
6093009	ONL SD 3M		4/3/06	10:45	04/04/06	10:56	410		
6093010	ONL SD 4M		4/3/06	10:50	04/04/06	10:57	410		
6093011	ONL SD 5M		4/3/06	10:55	04/04/06	10:59	410		
6093012	ONL SD 6M		4/3/06	11:00	04/04/06	11:00	410		
6093013	ONL SD 7M		4/3/06	11:10	04/04/06	11:02	410		
6093014	ONL SD 8M		4/3/06	11:15	04/04/06	11:04	410		
6093015	ONL SD 9M		4/3/06	11:20	04/04/06	11:05	400		
6093016	ONL SD 10M		4/3/06	11:25	04/04/06	11:07	400		
6093017	ONL SD 11M		4/3/06	11:30	04/04/06	11:08	400		
6093018	ONL SD 12M		4/3/06	11:35	04/04/06	11:10	400		
6093019	ONL SD 13M		4/3/06	11:38	04/04/06	11:12	400		
6093020	ONL SD 14M		4/3/06	11:40	04/04/06	11:13	410		
6093021	ONL SD 15M		4/3/06	11:45	04/04/06	11:15	410		
6093022	ONL SD 16M	A	4/3/06	11:50	04/04/06	11:16	410		
6093023	ONL SD 16M	B	4/3/06	11:55	04/04/06	11:18	410		
6093024	ONL SD 16M	C	4/3/06	11:59	04/04/06	11:20	410		
6093025	ONL SD 17M		4/3/06	12:03	04/04/06	11:21	410		
6093026	ONL SD 18M		4/3/06	12:08	04/04/06	11:23	410		
6093027	ONL SD 19M		4/3/06	12:18	04/04/06	11:26	410		
6100001	ONL SD Field Trip Blank		4/10/06	7:15	04/11/06	14:14	10	*J+*	Result less than method reporting limit; result within a factor of five of associated blank and may be biased high.
6100002	ONL SD 0M	A	4/10/06	9:00	04/11/06	14:15	420		
6100003	ONL SD 0M	B	4/10/06	9:05	04/11/06	14:17	420		
6100004	ONL SD 0M	C	4/10/06	9:10	04/11/06	14:18	420		
6100005	ONL SD 1M		4/10/06	9:20	04/11/06	14:19	400		
6100006	ONL SD 2M		4/10/06	9:30	04/11/06	14:20	400		
6100009	ONL SD 3M		4/10/06	9:42	04/11/06	14:21	400		
6100010	ONL SD 4M		4/10/06	9:44	04/11/06	14:22	400		
6100011	ONL SD 5M		4/10/06	9:49	04/11/06	14:24	410		

Table B-7. Summary of chloride analytical results

UFI Lab ID	Client ID	Triplicate	Sampling Date	Sampling Time	Analysis Date	Analysis Time	Chloride (mg/L)	Data Validation Qualifier	Data Validation Comment
6100012	ONL SD 6M		4/10/06	9:53	04/11/06	14:25	400		
6100013	ONL SD 7M		4/10/06	10:00	04/11/06	14:26	400		
6100014	ONL SD 8M		4/10/06	10:02	04/11/06	14:27	400		
6100015	ONL SD 9M		4/10/06	10:07	04/11/06	14:28	410		
6100016	ONL SD 10M		4/10/06	10:10	04/11/06	14:30	400		
6100017	ONL SD 11M		4/10/06	10:15	04/11/06	14:32	410		
6100018	ONL SD 12M		4/10/06	10:20	04/11/06	14:33	410		
6100019	ONL SD 13M		4/10/06	10:23	04/11/06	14:34	400		
6100020	ONL SD 14M		4/10/06	10:25	04/11/06	14:35	450		
6100021	ONL SD 15M		4/10/06	10:30	04/11/06	14:37	430		
6100022	ONL SD 16M	A	4/10/06	10:35	04/11/06	14:38	410		
6100023	ONL SD 16M	B	4/10/06	10:40	04/11/06	14:39	420		
6100024	ONL SD 16M	C	4/10/06	10:45	04/11/06	14:41	400		
6100025	ONL SD 17M		4/10/06	10:46	04/11/06	14:42	400		
6100026	ONL SD 18M		4/10/06	10:50	04/11/06	14:44	400		
6100027	ONL SD 19M		4/10/06	11:00	04/11/06	14:45	400		
6107001	ONL SD Field Trip Blank		4/17/06	7:10	04/18/06	14:08	10	*J+*	Result less than method reporting limit; result within a factor of five of associated blank and may be biased high.
6107002	ONL SD 0M	A	4/17/06	9:20	04/18/06	14:10	400		
6107003	ONL SD 0M	B	4/17/06	9:20	04/18/06	14:12	390		
6107004	ONL SD 0M	C	4/17/06	9:20	04/18/06	14:13	400		
6107005	ONL SD 1M		4/17/06	9:45	04/18/06	14:15	400		
6107006	ONL SD 2M		4/17/06	9:55	04/18/06	14:17	400		
6107009	ONL SD 3M		4/17/06	9:56	04/18/06	14:18	410		
6107010	ONL SD 4M		4/17/06	9:58	04/18/06	14:20	400		
6107011	ONL SD 5M		4/17/06	10:05	04/18/06	14:22	400		
6107012	ONL SD 6M		4/17/06	10:14	04/18/06	14:24	400		
6107013	ONL SD 7M		4/17/06	10:20	04/18/06	14:25	400		
6107014	ONL SD 8M		4/17/06	10:20	04/18/06	14:27	410		
6107015	ONL SD 9M		4/17/06	10:30	04/18/06	14:29	400		
6107016	ONL SD 10M		4/17/06	10:35	04/18/06	14:30	400		
6107017	ONL SD 11M		4/17/06	10:40	04/18/06	14:32	400		

Table B-7. Summary of chloride analytical results

UFI Lab ID	Client ID	Triplicate	Sampling Date	Sampling Time	Analysis Date	Analysis Time	Chloride (mg/L)	Data Validation Qualifier	Data Validation Comment
6107018	ONL SD 12M		4/17/06	10:45	04/18/06	14:34	410		
6107019	ONL SD 13M		4/17/06	10:48	04/18/06	14:36	410		
6107020	ONL SD 14M		4/17/06	10:52	04/18/06	14:37	400		
6107021	ONL SD 15M		4/17/06	10:58	04/18/06	14:41	410		
6107022	ONL SD 16M	A	4/17/06	11:01	04/18/06	14:42	410		
6107023	ONL SD 16M	B	4/17/06	11:01	04/18/06	14:44	410		
6107024	ONL SD 16M	C	4/17/06	11:01	04/18/06	14:46	410		
6107025	ONL SD 17M		4/17/06	11:15	04/18/06	14:48	410		
6107026	ONL SD 18M		4/17/06	11:14	04/18/06	14:53	400		
6107027	ONL SD 19M		4/17/06	11:26	04/18/06	14:54	410		
6114001	ONL SD Field Trip Blank		4/24/06	7:15	04/25/06	14:05	3	*J+*	Result less than method reporting limit; result within a factor of five of associated blank and may be biased high.
6114002	ONL SD 0M	A	4/24/06	8:56	04/25/06	14:06	380		
6114003	ONL SD 0M	B	4/24/06	8:56	04/25/06	14:07	400		
6114004	ONL SD 0M	C	4/24/06	8:56	04/25/06	14:09	400		
6114005	ONL SD 1M		4/24/06	9:02	04/25/06	14:10	400		
6114006	ONL SD 2M		4/24/06	9:07	04/25/06	14:11	400		
6114009	ONL SD 3M		4/24/06	9:15	04/25/06	14:13	400		
6114010	ONL SD 4M		4/24/06	9:21	04/25/06	14:14	410		
6114011	ONL SD 5M		4/24/06	9:27	04/25/06	14:15	400		
6114012	ONL SD 6M		4/24/06	9:30	04/25/06	14:17	400		
6114013	ONL SD 7M		4/24/06	9:35	04/25/06	14:18	400		
6114014	ONL SD 8M		4/24/06	9:38	04/25/06	14:19	400		
6114015	ONL SD 9M		4/24/06	9:41	04/25/06	14:21	400		
6114016	ONL SD 10M		4/24/06	9:45	04/25/06	14:22	400		
6114017	ONL SD 11M		4/24/06	9:50	04/25/06	14:23	400		
6114018	ONL SD 12M		4/24/06	9:54	04/25/06	14:25	410		
6114019	ONL SD 13M		4/24/06	10:00	04/25/06	14:27	400		
6114020	ONL SD 14M		4/24/06	10:04	04/25/06	14:29	400		
6114021	ONL SD 15M		4/24/06	10:08	04/25/06	14:30	400		
6114022	ONL SD 16M	A	4/24/06	10:14	04/25/06	14:31	440		
6114023	ONL SD 16M	B	4/24/06	10:14	04/25/06	14:33	440		

Table B-7. Summary of chloride analytical results

UFI Lab ID	Client ID	Triplicate	Sampling Date	Sampling Time	Analysis Date	Analysis Time	Chloride (mg/L)	Data Validation Qualifier	Data Validation Comment
6114024	ONL SD 16M	C	4/24/06	10:14	04/25/06	14:34	420		
6114025	ONL SD 17M		4/24/06	10:22	04/25/06	14:35	400		
6114026	ONL SD 18M		4/24/06	10:27	04/25/06	14:38	400		
6114027	ONL SD 19M		4/24/06	10:31	04/25/06	14:42	400		
6121001	ONL SD Field Trip Blank		5/1/06	7:10	05/02/06	9:50	3	*J+*	Result less than method reporting limit; result within a factor of five of associated blank and may be biased high.
6121002	ONL SD 0M	A	5/1/06	8:50	05/02/06	9:51	400		
6121003	ONL SD 0M	B	5/1/06	8:55	05/02/06	9:53	400		
6121004	ONL SD 0M	C	5/1/06	9:00	05/02/06	9:54	400		
6121005	ONL SD 1M		5/1/06	9:02	05/02/06	9:55	410		
6121006	ONL SD 2M		5/1/06	9:20	05/02/06	9:57	400		
6121010	ONL SD 3M		5/1/06	9:30	05/02/06	9:58	400		
6121011	ONL SD 4M		5/1/06	9:34	05/02/06	10:00	400		
6121012	ONL SD 5M		5/1/06	9:35	05/02/06	10:01	400		
6121013	ONL SD 6M		5/1/06	9:40	05/02/06	10:02	400		
6121014	ONL SD 7M		5/1/06	9:45	05/02/06	10:04	400		
6121015	ONL SD 8M		5/1/06	9:49	05/02/06	10:05	400		
6121016	ONL SD 9M		5/1/06	9:52	05/02/06	10:06	400		
6121017	ONL SD 10M		5/1/06	9:59	05/02/06	10:08	400		
6121018	ONL SD 11M		5/1/06	10:02	05/02/06	10:09	400		
6121019	ONL SD 12M		5/1/06	10:10	05/02/06	10:12	400		
6121020	ONL SD 13M		5/1/06	10:13	05/02/06	10:13	400		
6121021	ONL SD 14M		5/1/06	10:17	05/02/06	10:15	400		
6121022	ONL SD 15M		5/1/06	10:21	05/02/06	10:16	410		
6121023	ONL SD 16M	A	5/1/06	10:25	05/02/06	10:17	410		
6121024	ONL SD 16M	B	5/1/06	10:25	05/02/06	10:19	410		
6121025	ONL SD 16M	C	5/1/06	10:25	05/02/06	10:20	400		
6121026	ONL SD 17M		5/1/06	10:35	05/02/06	10:21	400		
6121027	ONL SD 18M		5/1/06	10:40	05/02/06	10:23	400		
6121028	ONL SD 19M		5/1/06	10:50	05/02/06	10:25	400		

Table B-7. Summary of chloride analytical results

UFI Lab ID	Client ID	Triplicate	Sampling Date	Sampling Time	Analysis Date	Analysis Time	Chloride (mg/L)	Data Validation Qualifier	Data Validation Comment
6128001	ONL SD Field Trip Blank		5/8/06	7:10	05/09/06	10:04	3	*J+*	Result less than method reporting limit; result within a factor of five of associated blank and may be biased high.
6128002	ONL SD 0M	A	5/8/06	9:00	05/09/06	10:06	400		
6128003	ONL SD 0M	B	5/8/06	9:05	05/09/06	10:07	400		
6128004	ONL SD 0M	C	5/8/06	9:09	05/09/06	10:08	400		
6128005	ONL SD 1M		5/8/06	9:00	05/09/06	10:09	410		
6128006	ONL SD 2M		5/8/06	9:05	05/09/06	10:12	400		
6128010	ONL SD 3M		5/8/06	9:10	05/09/06	10:13	400		
6128011	ONL SD 4M		5/8/06	9:13	05/09/06	10:15	400		
6128012	ONL SD 5M		5/8/06	9:17	05/09/06	10:16	400		
6128013	ONL SD 6M		5/8/06	9:25	05/09/06	10:18	400		
6128014	ONL SD 7M		5/8/06	9:35	05/09/06	10:19	400		
6128015	ONL SD 8M		5/8/06	9:38	05/09/06	10:20	400		
6128016	ONL SD 9M		5/8/06	9:43	05/09/06	10:21	400		
6128017	ONL SD 10M		5/8/06	9:47	05/09/06	10:22	400		
6128018	ONL SD 11M		5/8/06	9:57	05/09/06	10:24	400		
6128019	ONL SD 12M		5/8/06	10:02	05/09/06	10:25	400		
6128020	ONL SD 13M		5/8/06	10:07	05/09/06	10:26	390		
6128021	ONL SD 14M		5/8/06	10:13	05/09/06	10:27	400		
6128022	ONL SD 15M		5/8/06	10:22	05/09/06	10:28	400		
6128023	ONL SD 16M	A	5/8/06	10:25	05/09/06	10:31	410		
6128024	ONL SD 16M	B	5/8/06	10:26	05/09/06	10:32	420		
6128025	ONL SD 16M	C	5/8/06	10:27	05/09/06	10:33	410		
6128026	ONL SD 17M		5/8/06	10:37	05/09/06	10:34	400		
6128027	ONL SD 18M		5/8/06	10:42	05/09/06	10:37	400		
6128028	ONL SD 19M		5/8/06	10:52	05/09/06	10:38	400		
6135001	ONL SD Field Trip Blank		5/15/06	7:10	05/16/06	9:45	10	*J+*	Result less than method reporting limit; result within a factor of five of associated blank and may be biased high.
6135002	ONL SD 0M	A	5/15/06	9:10	05/16/06	9:48	410		
6135003	ONL SD 0M	B	5/15/06	9:10	05/16/06	9:52	420		

Table B-7. Summary of chloride analytical results

UFI Lab ID	Client ID	Triplicate	Sampling Date	Sampling Time	Analysis Date	Analysis Time	Chloride (mg/L)	Data Validation Qualifier	Data Validation Comment
6135004	ONL SD 0M	C	5/15/06	9:10	05/16/06	9:56	410		
6135005	ONL SD 1M		5/15/06	9:20	05/16/06	10:00	430		
6135006	ONL SD 2M		5/15/06	9:25	05/16/06	10:07	420		
6135010	ONL SD 3M		5/15/06	9:40	05/16/06	10:11	430		
6135011	ONL SD 4M		5/15/06	9:44	05/16/06	10:15	420		
6135012	ONL SD 5M		5/15/06	9:49	05/16/06	10:18	440		
6135013	ONL SD 6M		5/15/06	9:53	05/16/06	10:22	420		
6135014	ONL SD 7M		5/15/06	9:59	05/16/06	10:26	450		
6135015	ONL SD 8M		5/15/06	10:02	05/16/06	10:30	460		
6135016	ONL SD 9M		5/15/06	10:08	05/16/06	10:33	460		
6135017	ONL SD 10M		5/15/06	10:15	05/16/06	10:37	460		
6135018	ONL SD 11M		5/15/06	10:19	05/16/06	10:41	450		
6135019	ONL SD 12M		5/15/06	10:23	05/16/06	10:45	410		
6135020	ONL SD 13M		5/15/06	10:36	05/16/06	10:52	400		
6135021	ONL SD 14M		5/15/06	10:39	05/16/06	10:56	420		
6135022	ONL SD 15M		5/15/06	10:45	05/16/06	11:00	420		
6135023	ONL SD 16M	A	5/15/06	10:51	05/16/06	11:07	410		
6135024	ONL SD 16M	B	5/15/06	10:51	05/16/06	11:11	410		
6135025	ONL SD 16M	C	5/15/06	10:51	05/16/06	11:15	420		
6135026	ONL SD 17M		5/15/06	11:08	05/16/06	11:18	420		
6135027	ONL SD 18M		5/15/06	11:13	05/16/06	11:22	420		
6135028	ONL SD 19M		5/15/06	11:22	05/16/06	11:26	430		
6142001	ONL SD Field Trip Blank		5/22/06	7:00	05/23/06	14:20	10	*J+*	Result less than method reporting limit; result within a factor of five of associated blank and may be biased high.
6142002	ONL SD 0M	A	5/22/06	9:18	05/23/06	14:23	433		
6142003	ONL SD 0M	B	5/22/06	9:18	05/23/06	14:26	423		
6142004	ONL SD 0M	C	5/22/06	9:18	05/23/06	14:31	423		
6142005	ONL SD 1M		5/22/06	9:20	05/23/06	14:34	423		
6142006	ONL SD 2M		5/22/06	9:25	05/23/06	14:37	423		
6142007	ONL SD 2M	A	5/22/06	9:25	05/23/06	14:40	413		
6142010	ONL SD 3M		5/22/06	9:45	05/23/06	14:42	413		
6142011	ONL SD 4M		5/22/06	9:49	05/23/06	14:45	413		

Table B-7. Summary of chloride analytical results

UFI Lab ID	Client ID	Triplicate	Sampling Date	Sampling Time	Analysis Date	Analysis Time	Chloride (mg/L)	Data Validation Qualifier	Data Validation Comment
6142012	ONL SD 5M		5/22/06	9:53	05/23/06	14:48	413		
6142013	ONL SD 6M		5/22/06	10:00	05/23/06	14:50	423		
6142014	ONL SD 7M		5/22/06	10:05	05/23/06	14:53	423		
6142015	ONL SD 8M		5/22/06	10:12	05/23/06	14:59	413		
6142016	ONL SD 9M		5/22/06	10:20	05/23/06	15:01	413		
6142017	ONL SD 10M		5/22/06	10:25	05/23/06	15:04	413		
6142018	ONL SD 11M		5/22/06	10:32	05/23/06	15:07	403		
6142019	ONL SD 12M		5/22/06	10:38	05/23/06	15:10	403		
6142020	ONL SD 13M		5/22/06	10:45	05/23/06	15:12	423		
6142021	ONL SD 14M		5/22/06	10:52	05/23/06	15:15	423		
6142022	ONL SD 15M		5/22/06	10:59	05/23/06	15:18	423		
6142023	ONL SD 16M	A	5/22/06	11:12	05/23/06	15:20	423		
6142024	ONL SD 16M	B	5/22/06	11:12	05/23/06	15:23	413		
6142025	ONL SD 16M	C	5/22/06	11:12	05/23/06	15:29	423		
6142026	ONL SD 17M		5/22/06	11:28	05/23/06	15:31	413		
6142027	ONL SD 18M		5/22/06	11:34	05/23/06	15:34	423		
6142028	ONL SD 19M		5/22/06	11:45	05/23/06	15:37	443		
6150001	ONL SD Field Trip Blank		5/30/06	7:30	05/31/06	10:17	10	*J+*	Result less than method reporting limit; result within a factor of five of associated blank and may be biased high.
6150002	ONL SD 0M	A	5/30/06	9:28	05/31/06	10:19	419		
6150003	ONL SD 0M	B	5/30/06	9:28	05/31/06	10:21	400		
6150004	ONL SD 0M	C	5/30/06	9:28	05/31/06	10:25	419		
6150005	ONL SD 1M		5/30/06	9:30	05/31/06	10:27	400		
6150006	ONL SD 2M		5/30/06	9:47	05/31/06	10:29	409		
6150010	ONL SD 3M		5/30/06	9:55	05/31/06	10:31	409		
6150011	ONL SD 4M		5/30/06	10:02	05/31/06	10:33	419		
6150012	ONL SD 5M		5/30/06	10:07	05/31/06	10:35	409		
6150013	ONL SD 6M		5/30/06	10:10	05/31/06	10:37	390		
6150014	ONL SD 7M		5/30/06	10:15	05/31/06	10:39	400		
6150015	ONL SD 8M		5/30/06	10:18	05/31/06	10:41	409		
6150016	ONL SD 9M		5/30/06	10:24	05/31/06	10:45	409		
6150017	ONL SD 10M		5/30/06	10:27	05/31/06	10:47	409		

Table B-7. Summary of chloride analytical results

UFI Lab ID	Client ID	Triplicate	Sampling Date	Sampling Time	Analysis Date	Analysis Time	Chloride (mg/L)	Data Validation Qualifier	Data Validation Comment
6150018	ONL SD 11M		5/30/06	10:30	05/31/06	10:49	400		
6150019	ONL SD 12M		5/30/06	10:35	05/31/06	10:55	400		
6150020	ONL SD 13M		5/30/06	10:42	05/31/06	10:57	390		
6150021	ONL SD 14M		5/30/06	10:46	05/31/06	10:59	400		
6150022	ONL SD 15M		5/30/06	10:50	05/31/06	11:01	400		
6150023	ONL SD 16M	A	5/30/06	10:55	05/31/06	11:03	409		
6150024	ONL SD 16M	B	5/30/06	10:55	05/31/06	11:05	400		
6150025	ONL SD 16M	C	5/30/06	10:55	05/31/06	11:07	400		
6150026	ONL SD 17M		5/30/06	11:08	05/31/06	11:09	400		
6150027	ONL SD 18M		5/30/06	11:12	05/31/06	11:13	409		
6150028	ONL SD 19M		5/30/06	11:18	05/31/06	11:15	419		
6156001	ONL SD Field Trip Blank		6/5/06	7:30	06/07/06	11:06	10	*J+*	Result less than method reporting limit; result within a factor of five of associated blank and may be biased high.
6156002	ONL SD 0M	A	6/5/06	9:00	06/07/06	11:08	420		
6156003	ONL SD 0M	B	6/5/06	9:00	06/07/06	11:10	430		
6156004	ONL SD 0M	C	6/5/06	9:00	06/07/06	11:11	420		
6156005	ONL SD 1M		6/5/06	9:10	06/07/06	11:16	440		
6156006	ONL SD 2M		6/5/06	9:15	06/07/06	11:18	450		
6156010	ONL SD 3M		6/5/06	9:28	06/07/06	11:20	430		
6156011	ONL SD 4M		6/5/06	9:32	06/07/06	11:21	450		
6156012	ONL SD 5M		6/5/06	9:35	06/07/06	11:23	450		
6156013	ONL SD 6M		6/5/06	9:38	06/07/06	11:25	450		
6156014	ONL SD 7M		6/5/06	9:47	06/07/06	11:26	440		
6156015	ONL SD 8M		6/5/06	9:52	06/07/06	11:30	430		
6156016	ONL SD 9M		6/5/06	9:55	06/07/06	11:32	430		
6156017	ONL SD 10M		6/5/06	9:59	06/07/06	11:33	430		
6156018	ONL SD 11M		6/5/06	10:05	06/07/06	11:35	440		
6156019	ONL SD 12M		6/5/06	10:08	06/07/06	11:37	410		
6156020	ONL SD 13M		6/5/06	10:05	06/07/06	11:38	450		
6156021	ONL SD 14M		6/5/06	10:20	06/07/06	11:40	400		
6156022	ONL SD 15M		6/5/06	10:26	06/07/06	11:42	430		
6156023	ONL SD 16M	A	6/5/06	10:35	06/07/06	11:43	450		

Table B-7. Summary of chloride analytical results

UFI Lab ID	Client ID	Triplicate	Sampling Date	Sampling Time	Analysis Date	Analysis Time	Chloride (mg/L)	Data Validation Qualifier	Data Validation Comment
6156024	ONL SD 16M	B	6/5/06	10:35	06/07/06	11:45	450		
6156025	ONL SD 16M	C	6/5/06	10:35	06/07/06	11:50	450		
6156026	ONL SD 17M		6/5/06	10:41	06/07/06	11:52	440		
6156027	ONL SD 18M		6/5/06	10:45	06/07/06	11:53	450		
6156028	ONL SD 19M		6/5/06	10:59	06/07/06	11:55	450		
6163003	ONL SD Field Trip Blank		6/12/06	9:20	06/13/06	10:12	19	*J+*	Result less than method reporting limit; associated LCS recovery high; result within a factor of five of associated blank and may be biased high.
6163004	ONL SD 0M	A	6/12/06	9:20	06/13/06	10:14	399	*J*	Associated LCS recovery high
6163005	ONL SD 0M	B	6/12/06	9:20	06/13/06	10:19	399	*J*	Associated LCS recovery high
6163006	ONL SD 0M	C	6/12/06	9:20	06/13/06	10:21	409	*J*	Associated LCS recovery high
6163007	ONL SD 1M		6/12/06	9:25	06/13/06	10:22	409	*J*	Associated LCS recovery high
6163008	ONL SD 2M		6/12/06	9:30	06/13/06	10:24	409	*J*	Associated LCS recovery high
6163012	ONL SD 3M		6/12/06	9:37	06/13/06	10:26	399	*J*	Associated LCS recovery high
6163013	ONL SD 4M		6/12/06	9:41	06/13/06	10:27	399	*J*	Associated LCS recovery high
6163014	ONL SD 5M		6/12/06	9:46	06/13/06	10:29	409	*J*	Associated LCS recovery high
6163015	ONL SD 6M		6/12/06	9:50	06/13/06	10:31	399	*J*	Associated LCS recovery high
6163016	ONL SD 7M		6/12/06	9:56	06/13/06	10:34	409	*J*	Associated LCS recovery high
6163017	ONL SD 8M		6/12/06	10:00	06/13/06	10:36	419	*J*	Associated LCS recovery high
6163018	ONL SD 9M		6/12/06	10:05	06/13/06	10:38	409	*J*	Associated LCS recovery high
6163019	ONL SD 10M		6/12/06	10:09	06/13/06	10:39	419	*J*	Associated LCS recovery high
6163020	ONL SD 11M		6/12/06	10:14	06/13/06	10:41	399	*J*	Associated LCS recovery high
6163021	ONL SD 12M		6/12/06	10:18	06/13/06	10:43	419	*J*	Associated LCS recovery high
6163022	ONL SD 13M		6/12/06	10:21	06/13/06	10:44	419	*J*	Associated LCS recovery high
6163023	ONL SD 14M		6/12/06	10:23	06/13/06	10:46	399	*J*	Associated LCS recovery high
6163024	ONL SD 15M		6/12/06	10:30	06/13/06	10:48	409	*J*	Associated LCS recovery high
6163025	ONL SD 16M	A	6/12/06	10:40	06/13/06	10:49	399	*J*	Associated LCS recovery high
6163026	ONL SD 16M	B	6/12/06	10:40	06/13/06	10:51	409	*J*	Associated LCS recovery high
6163027	ONL SD 16M	C	6/12/06	10:40	06/13/06	10:54	399	*J*	Associated LCS recovery high
6163028	ONL SD 17M		6/12/06	10:45	06/13/06	10:56	429	*J*	Associated LCS recovery high
6163029	ONL SD 18M		6/12/06	10:49	06/13/06	10:58	429	*J*	Associated LCS recovery high
6163030	ONL SD 19M		6/12/06	11:03	06/13/06	11:00	448	*J*	Associated LCS recovery high

Table B-7. Summary of chloride analytical results

UFI Lab ID	Client ID	Triplicate	Sampling Date	Sampling Time	Analysis Date	Analysis Time	Chloride (mg/L)	Data Validation Qualifier	Data Validation Comment
6170001	ONL SD Field Trip Blank		6/19/06	7:15	06/20/06	10:12	10	*J+*	Result less than method reporting limit; result within a factor of five of associated blank and may be biased high.
6170002	ONL SD 0M	A	6/19/06	9:15	06/20/06	10:13	450		
6170003	ONL SD 0M	B	6/19/06	9:15	06/20/06	10:19	430		
6170004	ONL SD 0M	C	6/19/06	9:15	06/20/06	10:20	450		
6170005	ONL SD 1M		6/19/06	9:20	06/20/06	10:22	450		
6170010	ONL SD 3M		6/19/06	9:38	06/20/06	10:24	450		
6170011	ONL SD 4M		6/19/06	9:41	06/20/06	10:26	450		
6170012	ONL SD 5M		6/19/06	9:45	06/20/06	10:28	440		
6170013	ONL SD 6M		6/19/06	9:50	06/20/06	10:29	420		
6170014	ONL SD 7M		6/19/06	9:54	06/20/06	10:31	420		
6170015	ONL SD 8M		6/19/06	9:59	06/20/06	10:35	410		
6170016	ONL SD 9M		6/19/06	10:04	06/20/06	10:36	420		
6170017	ONL SD 10M		6/19/06	10:13	06/20/06	10:38	430		
6170018	ONL SD 11M		6/19/06	10:18	06/20/06	10:40	430		
6170019	ONL SD 12M		6/19/06	10:22	06/20/06	10:42	430		
6170020	ONL SD 13M		6/19/06	10:29	06/20/06	10:44	440		
6170021	ONL SD 14M		6/19/06	10:37	06/20/06	10:45	440		
6170022	ONL SD 15M		6/19/06	10:50	06/20/06	10:47	440		
6170023	ONL SD 16M	A	6/19/06	11:00	06/20/06	10:49	440		
6170024	ONL SD 16M	B	6/19/06	11:00	06/20/06	10:51	420		
6170025	ONL SD 16M	C	6/19/06	11:00	06/20/06	10:52	440		
6170026	ONL SD 17M		6/19/06	11:15	06/20/06	10:56	430		
6170027	ONL SD 18M		6/19/06	11:20	06/20/06	10:58	450		
6170028	ONL SD 19M		6/19/06	11:35	06/20/06	11:00	440		
6177001	ONL SD Field Trip Blank		6/26/06	7:30	06/27/06	9:50	10	*J+*	Result less than method reporting limit; result within a factor of five of associated blank and may be biased high.
6177002	ONL SD 0M	A	6/26/06	10:00	06/27/06	9:52	278		
6177003	ONL SD 0M	B	6/26/06	10:00	06/27/06	9:56	278		
6177004	ONL SD 0M	C	6/26/06	10:00	06/27/06	9:58	278		

Table B-7. Summary of chloride analytical results

UFI Lab ID	Client ID	Triplicate	Sampling Date	Sampling Time	Analysis Date	Analysis Time	Chloride (mg/L)	Data Validation Qualifier	Data Validation Comment
6177005	ONL SD 1M		6/26/06	10:02	06/27/06	9:59	298		
6177006	ONL SD 2M		6/26/06	10:15	06/27/06	10:01	427		
6177010	ONL SD 3M		6/26/06	10:32	06/27/06	10:02	318		
6177011	ONL SD 4M		6/26/06	10:35	06/27/06	10:04	308		
6177012	ONL SD 5M		6/26/06	10:40	06/27/06	10:05	318		
6177013	ONL SD 6M		6/26/06	10:48	06/27/06	10:07	378		
6177014	ONL SD 7M		6/26/06	10:52	06/27/06	10:09	328		
6177015	ONL SD 8M		6/26/06	10:56	06/27/06	10:11	447		
6177016	ONL SD 9M		6/26/06	11:02	06/27/06	10:12	447		
6177017	ONL SD 10M		6/26/06	11:10	06/27/06	10:14	437		
6177018	ONL SD 11M		6/26/06	11:25	06/27/06	10:15	437		
6177019	ONL SD 12M		6/26/06	11:30	06/27/06	10:17	447		
6177020	ONL SD 13M		6/26/06	11:43	06/27/06	10:18	447		
6177021	ONL SD 14M		6/26/06	11:50	06/27/06	10:20	447		
6177022	ONL SD 15M		6/26/06	11:55	06/27/06	10:21	447		
6177023	ONL SD 16M	A	6/26/06	12:02	06/27/06	10:23	447		
6177024	ONL SD 16M	B	6/26/06	12:02	06/27/06	10:24	427		
6177025	ONL SD 16M	C	6/26/06	12:02	06/27/06	10:27	447		
6177026	ONL SD 17M		6/26/06	12:15	06/27/06	10:29	457		
6177027	ONL SD 18M		6/26/06	12:25	06/27/06	10:30	447		
6177028	ONL SD 19M		6/26/06	12:35	06/27/06	10:32	447		
6185001	ONL SD Field Trip Blank		7/4/06	7:15	07/06/06	8:54	10	***J***	Result less than method reporting limit
6185002	ONL SD 0M	A	7/4/06	10:00	07/06/06	8:56	397		
6185003	ONL SD 0M	B	7/4/06	10:00	07/06/06	8:59	378		
6185004	ONL SD 0M	C	7/4/06	10:00	07/06/06	9:03	368		
6185005	ONL SD 1M		7/4/06	10:08	07/06/06	9:06	318		
6185006	ONL SD 2M		7/4/06	10:12	07/06/06	9:08	378		
6185010	ONL SD 3M		7/4/06	10:30	07/06/06	9:13	318		
6185011	ONL SD 4M		7/4/06	10:36	07/06/06	9:15	318		
6185012	ONL SD 5M		7/4/06	10:38	07/06/06	9:17	447		
6185013	ONL SD 6M		7/4/06	10:40	07/06/06	9:20	348		
6185014	ONL SD 7M		7/4/06	10:43	07/06/06	9:22	497		
6185015	ONL SD 8M		7/4/06	10:50	07/06/06	9:27	447		

Table B-7. Summary of chloride analytical results

UFI Lab ID	Client ID	Triplicate	Sampling Date	Sampling Time	Analysis Date	Analysis Time	Chloride (mg/L)	Data Validation Qualifier	Data Validation Comment
6185016	ONL SD 9M		7/4/06	11:00	07/06/06	9:29	447		
6185017	ONL SD 10M		7/4/06	11:05	07/06/06	9:31	417		
6185018	ONL SD 11M		7/4/06	11:15	07/06/06	9:34	447		
6185019	ONL SD 12M		7/4/06	11:24	07/06/06	9:36	447		
6185020	ONL SD 13M		7/4/06	11:29	07/06/06	9:38	427		
6185021	ONL SD 14M		7/4/06	11:40	07/06/06	9:41	427		
6185022	ONL SD 15M		7/4/06	11:44	07/06/06	9:43	437		
6185023	ONL SD 16M	A	7/4/06	11:55	07/06/06	9:45	447		
6185024	ONL SD 16M	B	7/4/06	11:53	07/06/06	9:48	447		
6185025	ONL SD 16M	C	7/4/06	11:53	07/06/06	9:50	447		
6185026	ONL SD 17M		7/4/06	11:57	07/06/06	9:55	447		
6185027	ONL SD 18M		7/4/06	12:00	07/06/06	9:57	447		
6185028	ONL SD 19M		7/4/06	12:18	07/06/06	10:00	447		
6191023	ONL SD Field Trip Blank		7/10/06	7:30	07/11/06	11:35	10	***J***	Result less than method reporting limit
6191024	ONL SD 0M	A	7/10/06	9:30	07/11/06	11:36	447		
6191025	ONL SD 0M	B	7/10/06	9:30	07/11/06	11:38	447		
6191026	ONL SD 0M	C	7/10/06	9:30	07/11/06	11:40	437		
6191027	ONL SD 1M		7/10/06	9:39	07/11/06	11:41	447		
6191028	ONL SD 2M		7/10/06	9:43	07/11/06	11:43	546		
6191032	ONL SD 3M		7/10/06	9:56	07/11/06	11:45	447		
6191033	ONL SD 4M		7/10/06	10:00	07/11/06	11:46	417		
6191034	ONL SD 5M		7/10/06	10:05	07/11/06	11:47	447		
6191035	ONL SD 6M		7/10/06	10:13	07/11/06	11:50	447		
6191036	ONL SD 7M		7/10/06	10:31	07/11/06	11:51	457		
6191037	ONL SD 8M		7/10/06	10:34	07/11/06	11:52	447		
6191038	ONL SD 9M		7/10/06	10:42	07/11/06	11:53	457		
6191039	ONL SD 10M		7/10/06	10:48	07/11/06	11:55	447		
6191040	ONL SD 11M		7/10/06	11:00	07/11/06	11:56	447		
6191041	ONL SD 12M		7/10/06	11:05	07/11/06	11:57	447		
6191042	ONL SD 13M		7/10/06	11:15	07/11/06	11:58	447		
6191043	ONL SD 14M		7/10/06	11:22	07/11/06	12:00	437		
6191044	ONL SD 15M		7/10/06	11:30	07/11/06	12:01	407		
6191045	ONL SD 16M	A	7/10/06	11:42	07/11/06	12:02	467		

Table B-7. Summary of chloride analytical results

UFI Lab ID	Client ID	Triplicate	Sampling Date	Sampling Time	Analysis Date	Analysis Time	Chloride (mg/L)	Data Validation Qualifier	Data Validation Comment
6191046	ONL SD 16M	B	7/10/06	11:42	07/11/06	12:03	447		
6191047	ONL SD 16M	C	7/10/06	11:42	07/11/06	12:05	437		
6191048	ONL SD 17M		7/10/06	11:55	07/11/06	12:07	447		
6191049	ONL SD 18M		7/10/06	12:02	07/11/06	12:08	427		
6191050	ONL SD 19M		7/10/06	12:20	07/11/06	12:10	447		
6198003	ONL SD Field Trip Blank		7/17/06	6:40	07/18/06	14:18	10	*J+*	Result less than method reporting limit; result within a factor of five of associated blank and may be biased high.
6198004	ONL SD 0M	A	7/17/06	9:15	07/18/06	14:19	338		
6198005	ONL SD 0M	B	7/17/06	9:16	07/18/06	14:21	348		
6198006	ONL SD 0M	C	7/17/06	9:17	07/18/06	14:24	348		
6198007	ONL SD 1M		7/17/06	9:31	07/18/06	14:25	348		
6198008	ONL SD 2M		7/17/06	9:36	07/18/06	14:27	348		
6198012	ONL SD 3M		7/17/06	9:50	07/18/06	14:30	338		
6198013	ONL SD 4M		7/17/06	9:54	07/18/06	14:31	338		
6198014	ONL SD 5M		7/17/06	10:01	07/18/06	14:33	298		
6198015	ONL SD 6M		7/17/06	10:05	07/18/06	14:34	308		
6198016	ONL SD 7M		7/17/06	10:15	07/18/06	14:36	397		
6198017	ONL SD 8M		7/17/06	10:19	07/18/06	14:39	447		
6198018	ONL SD 9M		7/17/06	10:27	07/18/06	14:40	457		
6198019	ONL SD 10M		7/17/06	10:39	07/18/06	14:42	447		
6198020	ONL SD 11M		7/17/06	10:48	07/18/06	14:43	447		
6198021	ONL SD 12M		7/17/06	10:55	07/18/06	14:45	427		
6198022	ONL SD 13M		7/17/06	11:02	07/18/06	14:46	447		
6198023	ONL SD 14M		7/17/06	11:07	07/18/06	14:48	427		
6198024	ONL SD 15M		7/17/06	11:12	07/18/06	14:49	427		
6198025	ONL SD 16M	A	7/17/06	11:19	07/18/06	14:51	437		
6198026	ONL SD 16M	B	7/17/06	11:21	07/18/06	14:52	427		
6198027	ONL SD 16M	C	7/17/06	11:24	07/18/06	14:55	447		
6198028	ONL SD 17M		7/17/06	11:29	07/18/06	14:57	437		
6198029	ONL SD 18M		7/17/06	11:36	07/18/06	14:58	457		
6198030	ONL SD 19M		7/17/06	11:50	07/18/06	15:00	427		
6205005	ONL SD Field Trip Blank		7/24/06	7:10	07/25/06	13:04		*R*	Laboratory analysis error.

Table B-7. Summary of chloride analytical results

UFI Lab ID	Client ID	Triplicate	Sampling Date	Sampling Time	Analysis Date	Analysis Time	Chloride (mg/L)	Data Validation Qualifier	Data Validation Comment
6205006	ONL SD 0M	A	7/24/06	9:10	07/25/06	13:04	355	*J*	Associated LCS and MS recoveries high.
6205007	ONL SD 0M	B	7/24/06	9:10	07/25/06	13:04	355	*J*	Associated LCS and MS recoveries high.
6205008	ONL SD 0M	C	7/24/06	9:10	07/25/06	13:07	345	*J*	Associated LCS and MS recoveries high.
6205009	ONL SD 1M		7/24/06	9:15	07/25/06	13:09	355	*J*	Associated LCS and MS recoveries high.
6205010	ONL SD 2M		7/24/06	9:38	07/25/06	13:11	345	*J*	Associated LCS and MS recoveries high.
6205014	ONL SD 3M		7/24/06	9:53	07/25/06	13:12	345	*J*	Associated LCS and MS recoveries high.
6205015	ONL SD 4M		7/24/06	9:55	07/25/06	13:14	395	*J*	Associated LCS and MS recoveries high.
6205016	ONL SD 5M		7/24/06	9:59	07/25/06	13:15	424	*J*	Associated LCS and MS recoveries high.
6205017	ONL SD 6M		7/24/06	10:05	07/25/06	13:16	444	*J*	Associated LCS and MS recoveries high.
6205018	ONL SD 7M		7/24/06	10:14	07/25/06	13:18	444	*J*	Associated LCS and MS recoveries high.
6205019	ONL SD 8M		7/24/06	10:23	07/25/06	13:21	454	*J*	Associated LCS and MS recoveries high.
6205020	ONL SD 9M		7/24/06	10:35	07/25/06	13:22	444	*J*	Associated LCS and MS recoveries high.
6205021	ONL SD 10M		7/24/06	10:45	07/25/06	13:23	444	*J*	Associated LCS and MS recoveries high.
6205022	ONL SD 11M		7/24/06	10:55	07/25/06	13:25	424	*J*	Associated LCS and MS recoveries high.
6205023	ONL SD 12M		7/24/06	11:02	07/25/06	13:26	424	*J*	Associated LCS and MS recoveries high.
6205024	ONL SD 13M		7/24/06	11:15	07/25/06	13:28	444	*J*	Associated LCS and MS recoveries high.
6205025	ONL SD 14M		7/24/06	11:25	07/25/06	13:29	444	*J*	Associated LCS and MS recoveries high.
6205026	ONL SD 15M		7/24/06	11:35	07/25/06	13:30	434	*J*	Associated LCS and MS recoveries high.
6205027	ONL SD 16M	A	7/24/06	11:47	07/25/06	13:32	444	*J*	Associated LCS and MS recoveries high.
6205028	ONL SD 16M	B	7/24/06	11:47	07/25/06	13:33	444	*J*	Associated LCS and MS recoveries high.
6205029	ONL SD 16M	C	7/24/06	11:47	07/25/06	13:36	434	*J*	Associated LCS and MS recoveries high.
6205030	ONL SD 17M		7/24/06	12:14	07/25/06	13:37	424	*J*	Associated LCS and MS recoveries high.
6205031	ONL SD 18M		7/24/06	12:18	07/25/06	13:39	424	*J*	Associated LCS and MS recoveries high.
6205032	ONL SD 19M		7/24/06	12:40	07/25/06	13:40	424	*J*	Associated LCS and MS recoveries high.
6212001	ONL SD Field Trip Blank		7/31/06	7:15	08/01/06	14:10	10	*J+*	Result less than method reporting limit; associated LCS and MS recovery high; result within a factor of five of associated blank and may be biased high.
6212002	ONL SD 0M	A	7/31/06	9:00	08/01/06	14:11	316	*J*	Associated LCS and MS recoveries high
6212003	ONL SD 0M	B	7/31/06	9:05	08/01/06	14:14	316	*J*	Associated LCS and MS recoveries high
6212004	ONL SD 0M	C	7/31/06	9:10	08/01/06	14:15	316	*J*	Associated LCS and MS recoveries high
6212005	ONL SD 1M		7/31/06	9:15	08/01/06	14:16	326	*J*	Associated LCS and MS recoveries high
6212006	ONL SD 2M		7/31/06	9:17	08/01/06	14:17	316	*J*	Associated LCS and MS recoveries high

Table B-7. Summary of chloride analytical results

UFI Lab ID	Client ID	Triplicate	Sampling Date	Sampling Time	Analysis Date	Analysis Time	Chloride (mg/L)	Data Validation Qualifier	Data Validation Comment
6212010	ONL SD 3M		7/31/06	9:25	08/01/06	14:18	316	*J*	Associated LCS and MS recoveries high
6212011	ONL SD 4M		7/31/06	9:28	08/01/06	14:19	316	*J*	Associated LCS and MS recoveries high
6212012	ONL SD 5M		7/31/06	9:30	08/01/06	14:20	326	*J*	Associated LCS and MS recoveries high
6212013	ONL SD 6M		7/31/06	9:35	08/01/06	14:21	296	*J*	Associated LCS and MS recoveries high
6212014	ONL SD 7M		7/31/06	9:40	08/01/06	14:23	365	*J*	Associated LCS and MS recoveries high
6212015	ONL SD 8M		7/31/06	9:50	08/01/06	14:25	444	*J*	Associated LCS and MS recoveries high
6212016	ONL SD 9M		7/31/06	10:12	08/01/06	14:26	444	*J*	Associated LCS and MS recoveries high
6212017	ONL SD 10M		7/31/06	12:20	08/01/06	14:27	444	*J*	Associated LCS and MS recoveries high
6212018	ONL SD 11M		7/31/06	12:27	08/01/06	14:28	444	*J*	Associated LCS and MS recoveries high
6212019	ONL SD 12M		7/31/06	10:38	08/01/06	14:29	444	*J*	Associated LCS and MS recoveries high
6212020	ONL SD 13M		7/31/06	10:48	08/01/06	14:30	444	*J*	Associated LCS and MS recoveries high
6212021	ONL SD 14M		7/31/06	10:58	08/01/06	14:31	415	*J*	Associated LCS and MS recoveries high
6212022	ONL SD 15M		7/31/06	11:08	08/01/06	14:32	415	*J*	Associated LCS and MS recoveries high
6212023	ONL SD 16M	A	7/31/06	11:22	08/01/06	14:33	434	*J*	Associated LCS and MS recoveries high
6212024	ONL SD 16M	B	7/31/06	11:30	08/01/06	14:34	415	*J*	Associated LCS and MS recoveries high
6212025	ONL SD 16M	C	7/31/06	11:30	08/01/06	14:35	444	*J*	Associated LCS and MS recoveries high
6212026	ONL SD 17M		7/31/06	11:34	08/01/06	14:36	415	*J*	Associated LCS and MS recoveries high
6212027	ONL SD 18M		7/31/06	11:45	08/01/06	14:37	444	*J*	Associated LCS and MS recoveries high
6212028	ONL SD 19M		7/31/06	11:53	08/01/06	14:40	444	*J*	Associated LCS and MS recoveries high
6219009	ONL SD Field Trip Blank		8/7/06	7:10	08/08/06	14:15	10	*J+*	Result less than method reporting limit; result within a factor of five of associated blank and may be biased high.
6219010	ONL SD 0M	A	8/7/06	9:30	08/08/06	14:16	343		
6219011	ONL SD 0M	B	8/7/06	9:35	08/08/06	14:18	343		
6219012	ONL SD 0M	C	8/7/06	9:40	08/08/06	14:20	343		
6219013	ONL SD 1M		8/7/06	10:57	08/08/06	14:21	343		
6219014	ONL SD 2M		8/7/06	11:07	08/08/06	14:22	343		
6219018	ONL SD 3M		8/7/06	11:23	08/08/06	14:23	343		
6219019	ONL SD 4M		8/7/06	11:30	08/08/06	14:26	333		
6219020	ONL SD 5M		8/7/06	11:35	08/08/06	14:27	333		
6219021	ONL SD 6M		8/7/06	11:38	08/08/06	14:28	343		
6219022	ONL SD 7M		8/7/06	11:40	08/08/06	14:31	392		
6219023	ONL SD 8M		8/7/06	11:52	08/08/06	14:32	412		

Table B-7. Summary of chloride analytical results

UFI Lab ID	Client ID	Triplicate	Sampling Date	Sampling Time	Analysis Date	Analysis Time	Chloride (mg/L)	Data Validation Qualifier	Data Validation Comment
6219024	ONL SD 9M		8/7/06	12:02	08/08/06	14:33	431		
6219025	ONL SD 10M		8/7/06	12:09	08/08/06	14:35	441		
6219026	ONL SD 11M		8/7/06	12:21	08/08/06	14:36	441		
6219027	ONL SD 12M		8/7/06	12:30	08/08/06	14:37	422		
6219028	ONL SD 13M		8/7/06	12:40	08/08/06	14:38	422		
6219029	ONL SD 14M		8/7/06	12:43	08/08/06	14:40	441		
6219030	ONL SD 15M		8/7/06	13:00	08/08/06	14:41	441		
6219031	ONL SD 16M	A	8/7/06	13:03	08/08/06	14:42	441		
6219032	ONL SD 16M	B	8/7/06	13:09	08/08/06	14:43	422		
6219033	ONL SD 16M	C	8/7/06	13:15	08/08/06	14:46	441		
6219034	ONL SD 17M		8/7/06	13:30	08/08/06	14:47	431		
6219035	ONL SD 18M		8/7/06	13:36	08/08/06	14:48	441		
6219036	ONL SD 19M		8/7/06	14:00	08/08/06	14:50	422		
6226007	ONL SD Field Trip Blank		8/14/06	7:15	08/15/06	10:39	10	*J+*	Result less than method reporting limit; result within a factor of five of associated blank and may be biased high.
6226008	ONL SD 0M	A	8/14/06	9:15	08/15/06	10:41	345		
6226009	ONL SD 0M	B	8/14/06	9:15	08/15/06	10:46	355		
6226010	ONL SD 0M	C	8/14/06	9:15	08/15/06	10:48	345		
6226011	ONL SD 1M		8/14/06	9:18	08/15/06	10:50	345		
6226012	ONL SD 2M		8/14/06	9:25	08/15/06	10:53	355		
6226016	ONL SD 3M		8/14/06	9:50	08/15/06	10:55	355		
6226017	ONL SD 4M		8/14/06	9:50	08/15/06	10:57	345		
6226018	ONL SD 5M		8/14/06	10:00	08/15/06	11:00	345		
6226019	ONL SD 6M		8/14/06	10:10	08/15/06	11:02	365		
6226020	ONL SD 7M		8/14/06	10:20	08/15/06	11:06	444		
6226021	ONL SD 8M		8/14/06	10:30	08/15/06	11:09	444		
6226022	ONL SD 9M		8/14/06	10:39	08/15/06	11:13	454		
6226023	ONL SD 10M		8/14/06	10:50	08/15/06	11:16	444		
6226024	ONL SD 11M		8/14/06	11:09	08/15/06	11:18	444		
6226025	ONL SD 12M		8/14/06	11:20	08/15/06	11:20	424		
6226026	ONL SD 13M		8/14/06	11:32	08/15/06	11:23	415		
6226027	ONL SD 14M		8/14/06	11:40	08/15/06	11:25	424		

Table B-7. Summary of chloride analytical results

UFI Lab ID	Client ID	Triplicate	Sampling Date	Sampling Time	Analysis Date	Analysis Time	Chloride (mg/L)	Data Validation Qualifier	Data Validation Comment
6226028	ONL SD 15M		8/14/06	12:00	08/15/06	11:27	424		
6226029	ONL SD 16M	A	8/14/06	12:15	08/15/06	11:30	434		
6226030	ONL SD 16M	B	8/14/06	12:15	08/15/06	11:32	434		
6226031	ONL SD 16M	C	8/14/06	12:15	08/15/06	11:34	434		
6226032	ONL SD 17M		8/14/06	12:38	08/15/06	11:36	434		
6226033	ONL SD 18M		8/14/06	12:50	08/15/06	11:41	434		
6226034	ONL SD 19M		8/14/06	12:54	08/15/06	11:43	434		
6233002	ONL SD Field Trip Blank		8/21/06	7:20	08/22/06	10:26	10	*J+*	Result less than method reporting limit; result within a factor of five of associated blank and may be biased high.
6233003	ONL SD 0M	A	8/21/06	8:40	08/22/06	10:28	373		
6233004	ONL SD 0M	B	8/21/06	8:40	08/22/06	10:30	383		
6233005	ONL SD 0M	C	8/21/06	8:40	08/22/06	10:31	353		
6233006	ONL SD 1M		8/21/06	8:45	08/22/06	10:33	353		
6233007	ONL SD 2M		8/21/06	8:50	08/22/06	10:35	363		
6233011	ONL SD 3M		8/21/06	9:00	08/22/06	10:36	373		
6233012	ONL SD 4M		8/21/06	9:10	08/22/06	10:37	353		
6233013	ONL SD 5M		8/21/06	9:16	08/22/06	10:39	392		
6233014	ONL SD 6M		8/21/06	9:20	08/22/06	10:40	392		
6233015	ONL SD 7M		8/21/06	9:27	08/22/06	10:42	383		
6233016	ONL SD 8M		8/21/06	9:31	08/22/06	10:44	588		
6233017	ONL SD 9M		8/21/06	9:45	08/22/06	10:45	608		
6233018	ONL SD 10M		8/21/06	9:55	08/22/06	10:46	490		
6233019	ONL SD 11M		8/21/06	10:00	08/22/06	10:47	441		
6233020	ONL SD 12M		8/21/06	10:10	08/22/06	10:48	441		
6233021	ONL SD 13M		8/21/06	10:16	08/22/06	10:50	490		
6233022	ONL SD 14M		8/21/06	10:25	08/22/06	10:51	441		
6233023	ONL SD 15M		8/21/06	10:36	08/22/06	10:52	441		
6233024	ONL SD 16M	A	8/21/06	10:40	08/22/06	10:53	441		
6233025	ONL SD 16M	B	8/21/06	10:40	08/22/06	10:55	441		
6233026	ONL SD 16M	C	8/21/06	10:40	08/22/06	10:56	441		
6233027	ONL SD 17M		8/21/06	10:55	08/22/06	10:57	441		
6233028	ONL SD 18M		8/21/06	11:05	08/22/06	10:58	441		

Table B-7. Summary of chloride analytical results

UFI Lab ID	Client ID	Triplicate	Sampling Date	Sampling Time	Analysis Date	Analysis Time	Chloride (mg/L)	Data Validation Qualifier	Data Validation Comment
6233029	ONL SD 19M		8/21/06	11:15	08/22/06	11:00	461		
6241035	ONL SD Field Trip Blank		8/29/06	7:00	08/30/06	10:27	10	*J+*	Result less than method reporting limit; result within a factor of five of associated blank and may be biased high.
6241036	ONL SD 0M	A	8/29/06	9:15	08/30/06	10:29	395		
6241037	ONL SD 0M	B	8/29/06	9:15	08/30/06	10:33	395		
6241038	ONL SD 0M	C	8/29/06	9:15	08/30/06	10:35	395		
6241039	ONL SD 1M		8/29/06	9:19	08/30/06	10:37	395		
6241040	ONL SD 2M		8/29/06	9:26	08/30/06	10:41	395		
6241044	ONL SD 3M		8/29/06	9:30	08/30/06	10:43	395		
6241045	ONL SD 4M		8/29/06	9:35	08/30/06	10:45	415		
6241046	ONL SD 5M		8/29/06	9:39	08/30/06	10:47	395		
6241047	ONL SD 6M		8/29/06	9:45	08/30/06	10:49	385		
6241048	ONL SD 7M		8/29/06	9:51	08/30/06	10:53	494		
6241049	ONL SD 8M		8/29/06	9:56	08/30/06	10:55	454		
6241050	ONL SD 9M		8/29/06	9:59	08/30/06	10:57	494		
6241051	ONL SD 10M		8/29/06	10:07	08/30/06	10:59	543		
6241052	ONL SD 11M		8/29/06	10:12	08/30/06	11:01	494		
6241053	ONL SD 12M		8/29/06	10:16	08/30/06	11:03	454		
6241054	ONL SD 13M		8/29/06	10:21	08/30/06	11:05	444		
6241055	ONL SD 14M		8/29/06	10:26	08/30/06	11:07	444		
6241056	ONL SD 15M		8/29/06	10:31	08/30/06	11:09	444		
6241057	ONL SD 16M	A	8/29/06	10:36	08/30/06	11:11	444		
6241058	ONL SD 16M	B	8/29/06	10:36	08/30/06	11:13	444		
6241059	ONL SD 16M	C	8/29/06	10:36	08/30/06	11:15	444		
6241060	ONL SD 17M		8/29/06	10:41	08/30/06	11:17	444		
6241061	ONL SD 18M		8/29/06	10:45	08/30/06	11:19	444		
6241062	ONL SD 19M		8/29/06	11:00	08/30/06	11:21	444		
6248012	ONL SD Field Trip Blank		9/5/06	7:15	09/06/06	9:36	10	*J+*	Result less than method reporting limit; result within a factor of five of associated blank and may be biased high.
6248013	ONL SD 0M	A	9/5/06	9:00	09/06/06	9:37	397		

Table B-7. Summary of chloride analytical results

UFI Lab ID	Client ID	Triplicate	Sampling Date	Sampling Time	Analysis Date	Analysis Time	Chloride (mg/L)	Data Validation Qualifier	Data Validation Comment
6248014	ONL SD 0M	B	9/5/06	9:00	09/06/06	9:40	407		
6248015	ONL SD 0M	C	9/5/06	9:00	09/06/06	9:42	407		
6248016	ONL SD 1M		9/5/06	9:15	09/06/06	9:44	397		
6248017	ONL SD 2M		9/5/06	9:25	09/06/06	9:45	407		
6248021	ONL SD 3M		9/5/06	9:28	09/06/06	9:48	397		
6248022	ONL SD 4M		9/5/06	9:33	09/06/06	9:50	397		
6248023	ONL SD 5M		9/5/06	9:38	09/06/06	9:51	407		
6248024	ONL SD 6M		9/5/06	9:41	09/06/06	9:53	417		
6248025	ONL SD 7M		9/5/06	9:45	09/06/06	9:56	397		
6248026	ONL SD 8M		9/5/06	9:48	09/06/06	9:58	447		
6248027	ONL SD 9M		9/5/06	9:53	09/06/06	9:59	447		
6248028	ONL SD 10M		9/5/06	10:00	09/06/06	10:01	527		
6248029	ONL SD 11M		9/5/06	10:08	09/06/06	10:02	546		
6248030	ONL SD 12M		9/5/06	10:15	09/06/06	10:04	517		
6248031	ONL SD 13M		9/5/06	10:26	09/06/06	10:05	477		
6248032	ONL SD 14M		9/5/06	10:35	09/06/06	10:07	457		
6248033	ONL SD 15M		9/5/06	10:41	09/06/06	10:09	447		
6248034	ONL SD 16M	A	9/5/06	10:50	09/06/06	10:10	457		
6248035	ONL SD 16M	B	9/5/06	10:50	09/06/06	10:12	427		
6248036	ONL SD 16M	C	9/5/06	10:58	09/06/06	10:13	447		
6248037	ONL SD 17M		9/5/06	11:08	09/06/06	10:15	447		
6248038	ONL SD 18M		9/5/06	11:13	09/06/06	10:18	457		
6248039	ONL SD 19M		9/5/06	11:30	09/06/06	10:20	447		
6254002	ONL SD Field Trip Blank		9/11/06	7:10	09/12/06	9:36	10	*J+*	Result less than method reporting limit; result within a factor of five of associated blank and may be biased high.
6254003	ONL SD 0M	A	9/11/06	8:50	09/12/06	9:37	474		
6254004	ONL SD 0M	B	9/11/06	8:50	09/12/06	9:40	464		
6254005	ONL SD 0M	C	9/11/06	8:50	09/12/06	9:42	474		
6254006	ONL SD 1M		9/11/06	8:57	09/12/06	9:43	454		
6254007	ONL SD 2M		9/11/06	9:00	09/12/06	9:45	424		
6254011	ONL SD 3M		9/11/06	9:12	09/12/06	9:46	405		
6254012	ONL SD 4M		9/11/06	9:16	09/12/06	9:48	405		

Table B-7. Summary of chloride analytical results

UFI Lab ID	Client ID	Triplicate	Sampling Date	Sampling Time	Analysis Date	Analysis Time	Chloride (mg/L)	Data Validation Qualifier	Data Validation Comment
6254013	ONL SD 5M		9/11/06	9:20	09/12/06	9:49	405		
6254014	ONL SD 6M		9/11/06	9:24	09/12/06	9:51	405		
6254015	ONL SD 7M		9/11/06	9:30	09/12/06	9:52	424		
6254016	ONL SD 8M		9/11/06	9:43	09/12/06	9:54	494		
6254017	ONL SD 9M		9/11/06	9:48	09/12/06	9:55	533		
6254018	ONL SD 10M		9/11/06	9:53	09/12/06	9:57	533		
6254019	ONL SD 11M		9/11/06	10:00	09/12/06	10:00	543		
6254020	ONL SD 12M		9/11/06	10:05	09/12/06	10:01	553		
6254021	ONL SD 13M		9/11/06	10:14	09/12/06	10:03	543		
6254022	ONL SD 14M		9/11/06	10:19	09/12/06	10:04	454		
6254023	ONL SD 15M		9/11/06	10:26	09/12/06	10:06	434		
6254024	ONL SD 16M	A	9/11/06	10:32	09/12/06	10:07	444		
6254025	ONL SD 16M	B	9/11/06	10:32	09/12/06	10:09	424		
6254026	ONL SD 16M	C	9/11/06	10:32	09/12/06	10:10	444		
6254027	ONL SD 17M		9/11/06	10:53	09/12/06	10:13	444		
6254028	ONL SD 18M		9/11/06	10:54	09/12/06	10:15	424		
6254029	ONL SD 19M		9/11/06	11:05	09/12/06	10:17	424		
6261001	ONL SD Field Trip Blank		9/18/06	7:10	09/19/06	11:25	10	*J+*	Result less than method reporting limit; result within a factor of five of associated blank and may be biased high.
6261002	ONL SD 0M	A	9/18/06	11:10	09/19/06	11:26	430		
6261003	ONL SD 0M	B	9/18/06	11:12	09/19/06	11:29	400		
6261004	ONL SD 0M	C	9/18/06	11:20	09/19/06	11:30	400		
6261005	ONL SD 1M		9/18/06	11:20	09/19/06	11:32	400		
6261006	ONL SD 2M		9/18/06	11:24	09/19/06	11:34	450		
6261009	ONL SD 3M		9/18/06	11:31	09/19/06	11:35	430		
6261010	ONL SD 4M		9/18/06	11:33	09/19/06	11:36	420		
6261011	ONL SD 5M		9/18/06	11:40	09/19/06	11:38	420		
6261012	ONL SD 6M		9/18/06	11:47	09/19/06	11:39	430		
6261013	ONL SD 7M		9/18/06	11:50	09/19/06	11:41	410		
6261014	ONL SD 8M		9/18/06	11:58	09/19/06	11:43	460		
6261015	ONL SD 9M		9/18/06	12:10	09/19/06	11:44	480		
6261016	ONL SD 10M		9/18/06	12:12	09/19/06	11:45	550		

Table B-7. Summary of chloride analytical results

UFI Lab ID	Client ID	Triplicate	Sampling Date	Sampling Time	Analysis Date	Analysis Time	Chloride (mg/L)	Data Validation Qualifier	Data Validation Comment
6261017	ONL SD 11M		9/18/06	12:30	09/19/06	11:47	450		
6261018	ONL SD 12M		9/18/06	12:40	09/19/06	11:48	520		
6261019	ONL SD 13M		9/18/06	12:50	09/19/06	11:49	540		
6261020	ONL SD 14M		9/18/06	13:05	09/19/06	11:50	480		
6261021	ONL SD 15M		9/18/06	12:15	09/19/06	11:52	470		
6261022	ONL SD 16M	A	9/18/06	13:35	09/19/06	11:53	440		
6261023	ONL SD 16M	B	9/18/06	13:40	09/19/06	11:54	460		
6261024	ONL SD 16M	C	9/18/06	13:45	09/19/06	11:56	450		
6261025	ONL SD 17M		9/18/06	13:53	09/19/06	11:57	450		
6261026	ONL SD 18M		9/18/06	14:10	09/19/06	11:58	460		
6261027	ONL SD 19M		9/18/06	14:25	09/19/06	12:00	450		
6268004	ONL SD Field Trip Blank		9/25/06	7:15	09/26/06	12:00	10	*J+*	Result less than method reporting limit; result within a factor of five of associated blank and may be biased high.
6268005	ONL SD 0M	A	9/25/06	9:00	09/26/06	10:56	447		
6268006	ONL SD 0M	B	9/25/06	9:00	09/26/06	10:57	427		
6268007	ONL SD 0M	C	9/25/06	9:00	09/26/06	11:00	447		
6268008	ONL SD 1M		9/25/06	9:13	09/26/06	11:01	447		
6268009	ONL SD 2M		9/25/06	9:17	09/26/06	11:04	427		
6268013	ONL SD 3M		9/25/06	9:28	09/26/06	11:05	447		
6268014	ONL SD 4M		9/25/06	9:35	09/26/06	11:06	447		
6268015	ONL SD 5M		9/25/06	9:39	09/26/06	11:08	447		
6268016	ONL SD 6M		9/25/06	9:45	09/26/06	11:09	447		
6268017	ONL SD 7M		9/25/06	9:55	09/26/06	11:11	457		
6268018	ONL SD 8M		9/25/06	10:00	09/26/06	11:13	447		
6268019	ONL SD 9M		9/25/06	10:06	09/26/06	11:14	437		
6268020	ONL SD 10M		9/25/06	10:10	09/26/06	11:15	497		
6268021	ONL SD 11M		9/25/06	10:15	09/26/06	11:17	527		
6268022	ONL SD 12M		9/25/06	10:27	09/26/06	11:18	497		
6268023	ONL SD 13M		9/25/06	10:36	09/26/06	11:19	497		
6268024	ONL SD 14M		9/25/06	10:46	09/26/06	11:20	497		
6268025	ONL SD 15M		9/25/06	10:56	09/26/06	11:22	497		
6268026	ONL SD 16M	A	9/25/06	11:10	09/26/06	11:23	447		

Table B-7. Summary of chloride analytical results

UFI Lab ID	Client ID	Triplicate	Sampling Date	Sampling Time	Analysis Date	Analysis Time	Chloride (mg/L)	Data Validation Qualifier	Data Validation Comment
6268027	ONL SD 16M	B	9/25/06	11:10	09/26/06	11:24	477		
6268028	ONL SD 16M	C	9/25/06	11:10	09/26/06	11:26	447		
6268029	ONL SD 17M		9/25/06	11:22	09/26/06	11:27	447		
6268030	ONL SD 18M		9/25/06	11:40	09/26/06	11:28	447		
6268031	ONL SD 19M		9/25/06	11:51	09/26/06	11:30	546		
6275001	ONL SD Field Trip Blank		10/2/06	7:15	10/03/06	10:35	10	*J+*	Result less than method reporting limit; result within a factor of five of associated blank and may be biased high.
6275002	ONL SD 0M	A	10/2/06	9:20	10/03/06	10:37	447		
6275003	ONL SD 0M	B	10/2/06	9:20	10/03/06	10:40	447		
6275004	ONL SD 0M	C	10/2/06	9:20	10/03/06	10:41	447		
6275005	ONL SD 1M		10/2/06	9:22	10/03/06	10:44	447		
6275006	ONL SD 2M		10/2/06	9:25	10/03/06	10:45	447		
6275010	ONL SD 3M		10/2/06	9:35	10/03/06	10:47	447		
6275011	ONL SD 4M		10/2/06	9:40	10/03/06	10:48	447		
6275012	ONL SD 5M		10/2/06	9:50	10/03/06	10:50	447		
6275013	ONL SD 6M		10/2/06	9:59	10/03/06	10:51	447		
6275014	ONL SD 7M		10/2/06	10:10	10/03/06	10:54	447		
6275015	ONL SD 8M		10/2/06	10:15	10/03/06	10:56	447		
6275016	ONL SD 9M		10/2/06	10:30	10/03/06	10:57	447		
6275017	ONL SD 10M		10/2/06	10:50	10/03/06	10:59	447		
6275018	ONL SD 11M		10/2/06	11:00	10/03/06	11:00	447		
6275019	ONL SD 12M		10/2/06	11:15	10/03/06	11:01	507		
6275020	ONL SD 13M		10/2/06	11:20	10/03/06	11:03	497		
6275021	ONL SD 14M		10/2/06	11:27	10/03/06	11:04	497		
6275022	ONL SD 15M		10/2/06	11:40	10/03/06	11:06	497		
6275023	ONL SD 16M	A	10/2/06	11:50	10/03/06	11:07	457		
6275024	ONL SD 16M	B	10/2/06	11:50	10/03/06	11:09	477		
6275025	ONL SD 16M	C	10/2/06	11:50	10/03/06	11:10	487		
6275026	ONL SD 17M		10/2/06	12:00	10/03/06	11:12	487		
6275027	ONL SD 18M		10/2/06	12:25	10/03/06	11:13	487		
6275028	ONL SD 19M		10/2/06	12:45	10/03/06	11:15	497		

Table B-7. Summary of chloride analytical results

UFI Lab ID	Client ID	Triplicate	Sampling Date	Sampling Time	Analysis Date	Analysis Time	Chloride (mg/L)	Data Validation Qualifier	Data Validation Comment
6282003	ONL SD Field Trip Blank		10/9/06	7:15	10/10/06	10:05	10	*J+*	Result less than method reporting limit; result within a factor of five of associated blank and may be biased high.
6282004	ONL SD 0M	A	10/9/06	9:13	10/10/06	10:07	447		
6282005	ONL SD 0M	B	10/9/06	9:13	10/10/06	10:08	447		
6282006	ONL SD 0M	C	10/9/06	9:13	10/10/06	10:10	447		
6282007	ONL SD 1M		10/9/06	9:16	10/10/06	10:11	447		
6282008	ONL SD 2M		10/9/06	9:26	10/10/06	10:14	447		
6282012	ONL SD 3M		10/9/06	9:38	10/10/06	10:15	447		
6282013	ONL SD 4M		10/9/06	9:42	10/10/06	10:17	447		
6282014	ONL SD 5M		10/9/06	9:47	10/10/06	10:18	447		
6282015	ONL SD 6M		10/9/06	9:56	10/10/06	10:20	447		
6282016	ONL SD 7M		10/9/06	9:59	10/10/06	10:23	447		
6282017	ONL SD 8M		10/9/06	10:03	10/10/06	10:24	447		
6282018	ONL SD 9M		10/9/06	10:05	10/10/06	10:26	447		
6282019	ONL SD 10M		10/9/06	10:08	10/10/06	10:27	447		
6282020	ONL SD 11M		10/9/06	10:15	10/10/06	10:29	497		
6282021	ONL SD 12M		10/9/06	10:18	10/10/06	10:30	497		
6282022	ONL SD 13M		10/9/06	10:28	10/10/06	10:31	497		
6282023	ONL SD 14M		10/9/06	10:35	10/10/06	10:33	497		
6282024	ONL SD 15M		10/9/06	10:43	10/10/06	10:34	497		
6282025	ONL SD 16M	A	10/9/06	11:50	10/10/06	10:36	497		
6282026	ONL SD 16M	B	10/9/06	11:50	10/10/06	10:39	497		
6282027	ONL SD 16M	C	10/9/06	11:50	10/10/06	10:40	546		
6282028	ONL SD 17M		10/9/06	11:08	10/10/06	10:42	497		
6282029	ONL SD 18M		10/9/06	11:19	10/10/06	10:43	497		
6282030	ONL SD 19M		10/9/06	11:30	10/10/06	10:45	497		
6289001	ONL SD Field Trip Blank		10/16/06	7:15	10/17/06	9:37		*R*	Laboratory analysis error.
6289002	ONL SD 0M	A	10/16/06	9:28	10/17/06	9:39	497		
6289003	ONL SD 0M	B	10/16/06	9:28	10/17/06	9:43	507		
6289004	ONL SD 0M	C	10/16/06	9:28	10/17/06	9:45	497		
6289005	ONL SD 1M		10/16/06	9:35	10/17/06	9:47	497		
6289006	ONL SD 2M		10/16/06	9:40	10/17/06	9:51	497		

Table B-7. Summary of chloride analytical results

UFI Lab ID	Client ID	Triplicate	Sampling Date	Sampling Time	Analysis Date	Analysis Time	Chloride (mg/L)	Data Validation Qualifier	Data Validation Comment
6289010	ONL SD 3M		10/16/06	9:54	10/17/06	9:53	497		
6289011	ONL SD 4M		10/16/06	9:59	10/17/06	9:55	497		
6289012	ONL SD 5M		10/16/06	10:04	10/17/06	9:57	507		
6289013	ONL SD 6M		10/16/06	10:09	10/17/06	9:59	497		
6289014	ONL SD 7M		10/16/06	10:13	10/17/06	10:02	497		
6289015	ONL SD 8M		10/16/06	10:24	10/17/06	10:04	497		
6289016	ONL SD 9M		10/16/06	10:28	10/17/06	10:06	507		
6289017	ONL SD 10M		10/16/06	10:35	10/17/06	10:08	457		
6289018	ONL SD 11M		10/16/06	10:38	10/17/06	10:10	497		
6289019	ONL SD 12M		10/16/06	10:45	10/17/06	10:12	497		
6289020	ONL SD 13M		10/16/06	10:49	10/17/06	10:14	497		
6289021	ONL SD 14M		10/16/06	10:55	10/17/06	10:16	477		
6289022	ONL SD 15M		10/16/06	11:01	10/17/06	10:18	497		
6289023	ONL SD 16M	A	10/16/06	11:10	10/17/06	10:20	527		
6289024	ONL SD 16M	B	10/16/06	11:10	10/17/06	10:22	546		
6289025	ONL SD 16M	C	10/16/06	11:10	10/17/06	10:24	546		
6289026	ONL SD 17M		10/16/06	11:15	10/17/06	10:26	536		
6289027	ONL SD 18M		10/16/06	11:39	10/17/06	10:28	596		
6289028	ONL SD 19M		10/16/06	11:50	10/17/06	10:30	695		
6296001	ONL SD Field Trip Blank		10/23/06	7:15	10/24/06	15:17	10	*J+*	Result less than method reporting limit; result within a factor of five of associated blank and may be biased high.
6296002	ONL SD 0M	A	10/23/06	9:30	10/24/06	15:19	444		
6296003	ONL SD 0M	B	10/23/06	9:30	10/24/06	15:23	444		
6296004	ONL SD 0M	C	10/23/06	9:30	10/24/06	15:25	424		
6296005	ONL SD 1M		10/23/06	9:34	10/24/06	15:27	424		
6296006	ONL SD 2M		10/23/06	9:38	10/24/06	15:31	434		
6296010	ONL SD 3M		10/23/06	9:50	10/24/06	15:33	424		
6296011	ONL SD 4M		10/23/06	9:56	10/24/06	15:35	444		
6296012	ONL SD 5M		10/23/06	9:59	10/24/06	15:37	424		
6296013	ONL SD 6M		10/23/06	10:03	10/24/06	15:39	434		
6296014	ONL SD 7M		10/23/06	10:08	10/24/06	15:42	444		
6296015	ONL SD 8M		10/23/06	10:12	10/24/06	15:44	444		

Table B-7. Summary of chloride analytical results

UFI Lab ID	Client ID	Triplicate	Sampling Date	Sampling Time	Analysis Date	Analysis Time	Chloride (mg/L)	Data Validation Qualifier	Data Validation Comment
6296016	ONL SD 9M		10/23/06	10:16	10/24/06	15:46	444		
6296017	ONL SD 10M		10/23/06	10:20	10/24/06	15:48	444		
6296018	ONL SD 11M		10/23/06	10:24	10/24/06	15:50	444		
6296019	ONL SD 12M		10/23/06	10:28	10/24/06	15:52	444		
6296020	ONL SD 13M		10/23/06	10:34	10/24/06	15:54	444		
6296021	ONL SD 14M		10/23/06	10:44	10/24/06	15:56	444		
6296022	ONL SD 15M		10/23/06	10:49	10/24/06	15:58	444		
6296023	ONL SD 16M	A	10/23/06	10:54	10/24/06	16:00	444		
6296024	ONL SD 16M	B	10/23/06	10:54	10/24/06	16:02	444		
6296025	ONL SD 16M	C	10/23/06	10:54	10/24/06	16:04	444		
6296026	ONL SD 17M		10/23/06	11:03	10/24/06	16:06	444		
6296027	ONL SD 18M		10/23/06	11:14	10/24/06	16:08	444		
6296028	ONL SD 19M		10/23/06	11:22	10/24/06	16:10	523		
6305001	ONL SD Field Trip Blank		11/1/06	7:15	11/02/06	9:55	10	*J+*	Result less than method reporting limit; result within a factor of five of associated blank and may be biased high.
6305002	ONL SD 0M	A	11/1/06	9:00	11/02/06	9:57	400		
6305003	ONL SD 0M	B	11/1/06	9:00	11/02/06	10:02	400		
6305004	ONL SD 0M	C	11/1/06	9:00	11/02/06	10:05	400		
6305006	ONL SD 2M		11/1/06	9:10	11/02/06	10:07	400		
6305010	ONL SD 4M		11/1/06	9:25	11/02/06	10:12	410		
6305011	ONL SD 8M		11/1/06	9:45	11/02/06	10:15	400		
6305012	ONL SD 12M		11/1/06	10:01	11/02/06	10:17	410		
6305013	ONL SD 16M	A	11/1/06	10:35	11/02/06	10:20	440		
6305014	ONL SD 16M	B	11/1/06	10:35	11/02/06	10:22	440		
6305015	ONL SD 16M	C	11/1/06	10:35	11/02/06	10:27	450		
6305016	ONL SD 18M		11/1/06	10:46	11/02/06	10:30	410		
6318125	ONL SD Field Trip Blank		11/14/06	7:15	11/15/06	9:28	10	*J+*	Result less than method reporting limit; result within a factor of five of associated blank and may be biased high.
6318126	ONL SD 0M	A	11/14/06	9:50	11/15/06	9:31	397		
6318127	ONL SD 0M	B	11/14/06	9:55	11/15/06	9:35	397		

Table B-7. Summary of chloride analytical results

UFI Lab ID	Client ID	Triplicate	Sampling Date	Sampling Time	Analysis Date	Analysis Time	Chloride (mg/L)	Data Validation Qualifier	Data Validation Comment
6318128	ONL SD 0M	C	11/14/06	10:00	11/15/06	9:37	397		
6318129	ONL SD 2M		11/14/06	10:10	11/15/06	9:40	397		
6318133	ONL SD 4M		11/14/06	10:14	11/15/06	9:44	397		
6318134	ONL SD 8M		11/14/06	10:20	11/15/06	9:46	397		
6318135	ONL SD 12M		11/14/06	10:30	11/15/06	9:48	397		
6318136	ONL SD 16M	A	11/14/06	10:40	11/15/06	9:51	407		
6318137	ONL SD 16M	B	11/14/06	10:45	11/15/06	9:53	407		
6318138	ONL SD 16M	C	11/14/06	10:50	11/15/06	9:57	407		
6318139	ONL SD 18M		11/14/06	11:00	11/15/06	10:00	437		
6331001	ONL SD Field Trip Blank		11/27/06	7:15	11/28/06	9:39	10	*J+*	Result less than method reporting limit; result within a factor of five of associated blank and may be biased high.
6331002	ONL SD 0M	A	11/27/06	8:30	11/28/06	9:41	360		
6331003	ONL SD 0M	B	11/27/06	8:30	11/28/06	9:45	360		
6331004	ONL SD 0M	C	11/27/06	8:30	11/28/06	9:48	360		
6331006	ONL SD 2M		11/27/06	8:40	11/28/06	9:50	360		
6331010	ONL SD 4M		11/27/06	9:05	11/28/06	9:55	360		
6331011	ONL SD 8M		11/27/06	9:20	11/28/06	9:57	370		
6331012	ONL SD 12M		11/27/06	9:30	11/28/06	9:59	370		
6331013	ONL SD 16M	A	11/27/06	9:45	11/28/06	10:01	380		
6331014	ONL SD 16M	B	11/27/06	9:45	11/28/06	10:04	380		
6331015	ONL SD 16M	C	11/27/06	9:45	11/28/06	10:08	380		
6331016	ONL SD 18M		11/27/06	10:00	11/28/06	10:11	400		

Note: *J* - estimated
J+ - result is an estimated value and may be biased high because of contamination noted in the associated method blank(s).
LCS - laboratory control sample
MS - matrix spike
R - rejected

Table B-8. Summary of ferrous iron analytical results

UFI Lab ID	Client ID	Triplicate	Sampling Date	Sampling Time	Analysis Date	Analysis Time	Fe2+ (ug/L)	Data Validation Qualifier	Data Validation Comment
6163031	ONL SD 17M		6/12/06	10:45	06/13/06	15:49	32.0	*U*	
6163032	ONL SD 18M		6/12/06	10:49	06/13/06	15:44	32.0	*U*	
6163033	ONL SD 19M	A	6/12/06	11:03	06/13/06	15:35	21.2	*J+*	Result less than method reporting limit; associated reference sample recovery high; result within a factor of five of associated blank and may be biased high.
6163034	ONL SD 19M	B	6/12/06	11:03	06/13/06	15:31	16.9	*J+*	Result less than method reporting limit; associated reference sample recovery high; result within a factor of five of associated blank and may be biased high.
6163035	ONL SD 19M	C	6/12/06	11:03	06/13/06	15:26	20.1	*J+*	Result less than method reporting limit; associated reference sample recovery high; result within a factor of five of associated blank and may be biased high.
6163045	ONL SD FIELD TRIP BLANK		6/12/06	7:00	06/13/06	15:53	32.0	*U*	
6170030	ONL SD 13M		6/19/06	10:29	06/26/06	12:01	32.0	*U*	
6170031	ONL SD 14M		6/19/06	10:37	06/26/06	11:57	32.0	*U*	
6170032	ONL SD 15M		6/19/06	10:50	06/26/06	11:53	32.0	*U*	
6170033	ONL SD 16M		6/19/06	11:00	06/26/06	11:44	32.0	*U*	
6170034	ONL SD 17M		6/19/06	11:15	06/26/06	11:39	32.0	*U*	
6170035	ONL SD 18M		6/19/06	11:20	06/26/06	11:35	32.0	*U*	
6170036	ONL SD 19M	A	6/19/06	11:35	06/26/06	11:13	32.0	*U*	
6170037	ONL SD 19M	B	6/19/06	11:35	06/26/06	11:09	32.0	*U*	
6170038	ONL SD 19M	C	6/19/06	11:35	06/26/06	11:04	32.0	*U*	
6170045	ONL SD FIELD TRIP BLANK		6/19/06	7:15	06/26/06	12:06	32.0	*U*	
6177029	ONL SD FIELD TRIP BLANK		6/26/06	7:30	06/27/06	15:34	32.0	*U*	
6177034	ONL SD 10M		6/26/06	11:10	06/27/06	15:30	32.0	*U*	

Table B-8. Summary of ferrous iron analytical results

UFI Lab ID	Client ID	Triplicate	Sampling Date	Sampling Time	Analysis Date	Analysis Time	Fe2+ (ug/L)	Data Validation Qualifier	Data Validation Comment
6177035	ONL SD 11M		6/26/06	11:25	06/27/06	15:27	17.2	*J+*	Result less than method reporting limit; associated reference sample recovery high; result within a factor of five of associated blank and may be biased high.
6177036	ONL SD 12M		6/26/06	11:30	06/27/06	15:23	32.0	*U*	
6177037	ONL SD 13M		6/26/06	11:43	06/27/06	15:19	32.0	*U*	
6177038	ONL SD 14M		6/26/06	11:50	06/27/06	15:12	32.0	*U*	
6177039	ONL SD 15M		6/26/06	11:55	06/27/06	15:08	32.0	*U*	
6177040	ONL SD 16M		6/26/06	12:02	06/27/06	15:05	16.0	*J+*	Result less than method reporting limit; associated reference sample recovery high; result within a factor of five of associated blank and may be biased high.
6177041	ONL SD 17M		6/26/06	12:15	06/27/06	14:54	32.0	*U*	
6177042	ONL SD 18M		6/26/06	12:25	06/27/06	14:46	32.0	*U*	
6177043	ONL SD 19M	A	6/26/06	12:35	06/27/06	14:43	32.0	*U*	
6177044	ONL SD 19M	B	6/26/06	12:35	06/27/06	14:39	21.2	*J+*	Result less than method reporting limit; associated reference sample recovery high; result within a factor of five of associated blank and may be biased high.
6177045	ONL SD 19M	C	6/26/06	12:35	06/27/06	14:35	32.0	*U*	
6185029	ONL SD FIELD TRIP BLANK		7/4/06	7:00	07/05/06	4:20	32.0	*U*	
6185030	ONL SD 8M		7/4/06	10:56	07/05/06	4:15	32.0	*U*	
6185031	ONL SD 9M		7/4/06	11:00	07/05/06	4:10	32.0	*U*	
6185032	ONL SD 10M		7/4/06	11:05	07/05/06	4:06	32.0	*U*	
6185033	ONL SD 11M		7/4/06	11:15	07/05/06	4:01	32.0	*U*	
6185034	ONL SD 12M		7/4/06	11:24	07/05/06	3:56	32.0	*U*	
6185035	ONL SD 13M		7/4/06	11:29	07/05/06	3:46	32.0	*U*	

Table B-8. Summary of ferrous iron analytical results

UFI Lab ID	Client ID	Triplicate	Sampling Date	Sampling Time	Analysis Date	Analysis Time	Fe2+ (ug/L)	Data Validation Qualifier	Data Validation Comment
6185036	ONL SD 14M		7/4/06	11:46	07/05/06	3:42	32.0	*U*	
6185037	ONL SD 15M		7/4/06	11:49	07/05/06	3:37	32.0	*U*	
6185038	ONL SD 16M		7/4/06	11:53	07/05/06	3:22	32.0	*U*	
6185039	ONL SD 17M		7/4/06	11:57	07/05/06	3:13	32.0	*U*	
6185040	ONL SD 18M		7/4/06	12:00	07/05/06	3:08	32.0	*U*	
6185041	ONL SD 19M	A	7/4/06	12:18	07/05/06	3:03	20.0	*J+*	Result less than method reporting limit; result within a factor of five of associated blank and may be biased high.
6185042	ONL SD 19M	B	7/4/06	12:18	07/05/06	2:58	26.2	*J+*	Result less than method reporting limit; result within a factor of five of associated blank and may be biased high.
6191057	ONL SD FIELD TRIP BLANK		7/10/06	7:30					Sample lost in field
6191058	ONL SD 8M		7/10/06	10:34	07/13/06	12:10	32.0	*U*	
6191059	ONL SD 9M		7/10/06	10:42	07/13/06	12:06	32.0	*U*	
6191060	ONL SD 10M		7/10/06	10:48	07/13/06	12:02	32.0	*U*	
6191061	ONL SD 11M		7/10/06	11:00	07/13/06	11:57	32.0	*U*	
6191062	ONL SD 12M		7/10/06	11:05	07/13/06	11:53	32.0	*U*	
6191063	ONL SD 13M		7/10/06	11:15	07/13/06	11:49	32.0	*U*	
6191064	ONL SD 14M		7/10/06	11:22	07/13/06	11:41	32.0	*U*	
6191065	ONL SD 15M		7/10/06	11:30	07/13/06	11:32	32.0	*U*	
6191066	ONL SD 16M		7/10/06	11:42	07/13/06	11:20	32.0	*U*	
6191067	ONL SD 17M		7/10/06	11:55	07/13/06	11:16	32.0	*U*	
6191068	ONL SD 18M		7/10/06	12:02	07/13/06	11:11	32.0	*U*	
6191069	ONL SD 19M	A	7/10/06	12:20	07/13/06	11:07	23.5	*J*	Result less than method reporting limit
6191070	ONL SD 19M	B	7/10/06	12:20	07/13/06	11:03	22.2	*J*	Result less than method reporting limit
6191071	ONL SD 19M	C	7/10/06	12:20	07/13/06	10:59	36.1		
6198031	ONL SD FIELD TRIP BLANK		7/17/06	6:40	07/18/06	12:51	32.0	*U*	

Table B-8. Summary of ferrous iron analytical results

UFI Lab ID	Client ID	Triplicate	Sampling Date	Sampling Time	Analysis Date	Analysis Time	Fe2+ (ug/L)	Data Validation Qualifier	Data Validation Comment
6198032	ONL SD 8M		7/17/06	10:20	07/18/06	12:46	32.0	*U*	
6198033	ONL SD 9M		7/17/06	10:28	07/18/06	12:42	32.0	*U*	
6198034	ONL SD 10M		7/17/06	10:41	07/18/06	12:37	32.0	*U*	
6198035	ONL SD 11M		7/17/06	10:50	07/18/06	12:33	32.0	*U*	
6198036	ONL SD 12M		7/17/06	10:57	07/18/06	12:28	32.0	*U*	
6198037	ONL SD 13M		7/17/06	11:04	07/18/06	12:20	32.0	*U*	
6198038	ONL SD 14M		7/17/06	11:11	07/18/06	12:11	32.0	*U*	
6198039	ONL SD 15M		7/17/06	11:15	07/18/06	12:06	32.0	*U*	
6198040	ONL SD 16M		7/17/06	11:25	07/18/06	11:53	32.0	*U*	
6198041	ONL SD 17M		7/17/06	11:33	07/18/06	11:48	32.0	*U*	
6198042	ONL SD 18M		7/17/06	11:39	07/18/06	11:44	32.0	*U*	
6198043	ONL SD 19M	A	7/17/06	11:51	07/18/06	11:40	32.0	*U*	
6198044	ONL SD 19M	B	7/17/06	11:53	07/18/06	11:35	32.0	*U*	
6198045	ONL SD 19M	C	7/17/06	11:56	07/18/06	11:31	32.0	*U*	
6205033	ONL SD FIELD TRIP BLANK		7/24/06	7:10	07/27/06	11:56	32.0	*U*	
6205035	ONL SD 7M		7/24/06	10:14	07/27/06	11:50	32.0	*U*	
6205036	ONL SD 8M		7/24/06	10:23	07/27/06	11:44	32.0	*U*	
6205037	ONL SD 9M		7/24/06	10:35	07/27/06	11:38	32.0	*U*	
6205038	ONL SD 10M		7/24/06	10:45	07/27/06	11:32	32.0	*U*	
6205039	ONL SD 11M		7/24/06	10:55	07/27/06	11:26	23.2	*J*	Result less than method reporting limit
6205040	ONL SD 12M		7/24/06	11:02	07/27/06	11:20	32.0	*U*	
6205041	ONL SD 13M		7/24/06	11:15	07/27/06	11:14	32.0	*U*	
6205042	ONL SD 14M		7/24/06	11:25	07/27/06	11:08	32.0	*U*	
6205043	ONL SD 15M		7/24/06	11:35	07/27/06	11:02	32.0	*U*	
6205044	ONL SD 16M		7/24/06	11:42	07/27/06	10:56	32.0	*U*	
6205045	ONL SD 17M		7/24/06	12:14	07/27/06	10:50	32.0	*U*	
6205046	ONL SD 18M		7/24/06	12:18	07/27/06	10:20	37.7		
6205047	ONL SD 19M	A	7/24/06	12:40	07/27/06	10:08	56.5		
6205049	ONL SD 19M	C	7/24/06	12:40	07/27/06	9:50	60.0		
6212029	ONL SD FIELD TRIP BLANK		7/31/06	7:00	08/01/06	12:40	32.0	*U*	
6212030	ONL SD 6M		7/31/06	9:35	08/01/06	12:36		*R*	Result rejected due to laboratory error.

Table B-8. Summary of ferrous iron analytical results

UFI Lab ID	Client ID	Triplicate	Sampling Date	Sampling Time	Analysis Date	Analysis Time	Fe2+ (ug/L)	Data Validation Qualifier	Data Validation Comment
6212031	ONL SD 7M		7/31/06	9:40	08/01/06	12:33	32.0	*U*	
6212032	ONL SD 8M		7/31/06	9:55	08/01/06	12:30	32.0	*U*	
6212033	ONL SD 9M		7/31/06	10:15	08/01/06	12:23	32.0	*U*	
6212034	ONL SD 10M		7/31/06	10:20	08/01/06	12:20	32.0	*U*	
6212035	ONL SD 11M		7/31/06	10:28	08/01/06	12:16	32.0	*U*	
6212036	ONL SD 12M		7/31/06	10:38	08/01/06	12:13	32.0	*U*	
6212037	ONL SD 13M		7/31/06	10:50	08/01/06	12:10	32.0	*U*	
6212038	ONL SD 14M		7/31/06	11:00	08/01/06	12:06	32.0	*U*	
6212039	ONL SD 15M		7/31/06	11:10	08/01/06	12:03	32.0	*U*	
6212040	ONL SD 16M		7/31/06	11:20	08/01/06	11:53	32.0	*U*	
6212041	ONL SD 17M		7/31/06	11:30	08/01/06	11:50	32.0	*U*	
6212042	ONL SD 18M		7/31/06	11:40	08/01/06	11:46	32.0	*U*	
6212043	ONL SD 19M	A	7/31/06	11:50	08/01/06	11:40	32.0	*U*	
6212044	ONL SD 19M	B	7/31/06	12:00	08/01/06	11:33	32.0	*U*	
6212045	ONL SD 19M	C	7/31/06	12:10	08/01/06	11:30	32.0	*U*	
6219037	ONL SD FIELD TRIP BLANK		8/7/06	7:20	08/09/06	11:42	32.0	*U*	
6219038	ONL SD 6M		8/7/06	11:38	08/09/06	11:39	32.0	*U*	
6219039	ONL SD 7M		8/7/06	11:42	08/09/06	11:35	32.0	*U*	
6219040	ONL SD 8M		8/7/06	11:50	08/09/06	11:28	32.0	*U*	
6219041	ONL SD 9M		8/7/06	12:00	08/09/06	11:24	32.0	*U*	
6219042	ONL SD 10M		8/7/06	12:13	08/09/06	11:21	32.0	*U*	
6219043	ONL SD 11M		8/7/06	12:25	08/09/06	11:17	32.0	*U*	
6219044	ONL SD 12M		8/7/06	12:35	08/09/06	11:14	32.0	*U*	
6219045	ONL SD 13M		8/7/06	12:45	08/09/06	11:10	32.0	*U*	
6219046	ONL SD 14M		8/7/06	12:50	08/09/06	11:06	32.0	*U*	
6219047	ONL SD 15M		8/7/06	13:04	08/09/06	11:03	32.0	*U*	
6219048	ONL SD 16M		8/7/06	13:20	08/09/06	10:45	32.0	*U*	
6219049	ONL SD 17M		8/7/06	13:35	08/09/06	10:41	41.3		
6219050	ONL SD 18M		8/7/06	13:42	08/09/06	10:37	80.1		
6219051	ONL SD 19M	A	8/7/06	13:55	08/09/06	10:30	85.2		
6219052	ONL SD 19M	B	8/7/06	14:00	08/09/06	10:23	77.3		
6219053	ONL SD 19M	C	8/7/06	14:10	08/09/06	10:19	75.3		

Table B-8. Summary of ferrous iron analytical results

UFI Lab ID	Client ID	Triplicate	Sampling Date	Sampling Time	Analysis Date	Analysis Time	Fe2+ (ug/L)	Data Validation Qualifier	Data Validation Comment
6226036	ONL SD FIELD TRIP BLANK		8/14/06	7:15	08/16/06	16:42		*R*	Result rejected due to laboratory error.
6226037	ONL SD 6M		8/14/06	10:10	08/16/06	16:38		*R*	Result rejected due to laboratory error.
6226038	ONL SD 7M		8/14/06	10:20	08/16/06	16:34		*R*	Result rejected due to laboratory error.
6226039	ONL SD 8M		8/14/06	10:30	08/16/06	16:26		*R*	Result rejected due to laboratory error.
6226040	ONL SD 9M		8/14/06	10:39	08/16/06	16:22		*R*	Result rejected due to laboratory error.
6226041	ONL SD 10M		8/14/06	10:50	08/16/06	16:19		*R*	Result rejected due to laboratory error.
6226042	ONL SD 11M		8/14/06	11:09	08/16/06	16:15		*R*	Result rejected due to laboratory error.
6226043	ONL SD 12M		8/14/06	11:20	08/16/06	16:11		*R*	Result rejected due to laboratory error.
6226044	ONL SD 13M		8/14/06	11:32	08/16/06	16:07		*R*	Result rejected due to laboratory error.
6226045	ONL SD 14M		8/14/06	11:40	08/16/06	16:03		*R*	Result rejected due to laboratory error.
6226046	ONL SD 15M		8/14/06	12:00	08/16/06	15:59		*R*	Result rejected due to laboratory error.
6226047	ONL SD 16M		8/14/06	12:15	08/16/06	15:48	32.0	*U*	
6226048	ONL SD 17M		8/14/06	12:38	08/16/06	15:44	32.0	*U*	
6226049	ONL SD 18M		8/14/06	12:50	08/16/06	15:40	54.8		
6226050	ONL SD 19M	A	8/14/06	12:59	08/16/06	15:32	56.7		
6226051	ONL SD 19M	B	8/14/06	12:59	08/16/06	15:24	55.8		
6226052	ONL SD 19M	C	8/14/06	12:59	08/16/06	15:20	55.9		
6233030	ONL SD FIELD TRIP BLANK		8/21/06	7:20	08/22/06	16:10	32.0	*U*	
6233031	ONL SD 6M		8/21/06	9:20	08/22/06	16:06	32.0	*U*	
6233032	ONL SD 7M		8/21/06	9:27	08/22/06	16:01	32.0	*U*	
6233033	ONL SD 8M		8/21/06	9:37	08/22/06	15:57	32.0	*U*	
6233034	ONL SD 9M		8/21/06	9:45	08/22/06	15:52	32.0	*U*	

Table B-8. Summary of ferrous iron analytical results

UFI Lab ID	Client ID	Triplicate	Sampling Date	Sampling Time	Analysis Date	Analysis Time	Fe2+ (ug/L)	Data Validation Qualifier	Data Validation Comment
6233035	ONL SD 10M		8/21/06	9:50	08/22/06	15:43	32.0	*U*	
6233036	ONL SD 11M		8/21/06	10:00	08/22/06	15:39	32.0	*U*	
6233037	ONL SD 12M		8/21/06	10:10	08/22/06	15:34	32.0	*U*	
6233038	ONL SD 13M		8/21/06	10:16	08/22/06	15:30	32.0	*U*	
6233039	ONL SD 14M		8/21/06	10:25	08/22/06	15:25	32.0	*U*	
6233040	ONL SD 15M		8/21/06	10:36	08/22/06	15:21	32.0	*U*	
6233041	ONL SD 16M		8/21/06	10:40	08/22/06	15:07	32.0	*U*	
6233042	ONL SD 17M		8/21/06	10:55	08/22/06	14:58	32.0	*U*	
6233043	ONL SD 18M		8/21/06	11:05	08/22/06	14:54	31.8		
6233044	ONL SD 19M	A	8/21/06	11:15	08/22/06	14:45	41.9		
6233045	ONL SD 19M	B	8/21/06	11:15	08/22/06	14:40	44.3		
6233046	ONL SD 19M	C	8/21/06	11:15	08/22/06	14:36	44.1		
6241064	ONL SD FIELD TRIP BLANK		8/29/06	7:00	08/31/06	15:52	32.0	*U*	
6241065	ONL SD 7M		8/29/06	9:51	08/31/06	15:48	32.0	*U*	
6241066	ONL SD 8M		8/29/06	9:56	08/31/06	15:45	32.0	*U*	
6241067	ONL SD 9M		8/29/06	9:56	08/31/06	15:41	32.0	*U*	
6241068	ONL SD 10M		8/29/06	10:07	08/31/06	15:33	32.0	*U*	
6241069	ONL SD 11M		8/29/06	10:12	08/31/06	15:30	32.0	*U*	
6241070	ONL SD 12M		8/29/06	10:16	08/31/06	15:26	32.0	*U*	
6241071	ONL SD 13M		8/29/06	10:21	08/31/06	15:22	32.0	*U*	
6241072	ONL SD 14M		8/29/06	10:26	08/31/06	15:18	32.0	*U*	
6241073	ONL SD 16M		8/29/06	10:36	08/31/06	15:00	32.0	*U*	
6241074	ONL SD 15M		8/29/06	10:31	08/31/06	15:15	32.5		
6241075	ONL SD 17M		8/29/06	10:41	08/31/06	14:52	32.0	*U*	
6241076	ONL SD 18M		8/29/06	10:45	08/31/06	14:48	38.9		
6241077	ONL SD 19M	A	8/29/06	11:00	08/31/06	14:41	81.2		
6241078	ONL SD 19M	B	8/29/06	11:00	08/31/06	14:37	73.4		
6241079	ONL SD 19M	C	8/29/06	11:00	08/31/06	14:33	77.0		
6248040	ONL SD FIELD TRIP BLANK		9/5/06	7:15	09/06/06	12:50	32.0	*U*	
6248041	ONL SD 10M		9/5/06	10:00	09/06/06	12:40	32.0	*U*	
6248042	ONL SD 11M		9/5/06	10:08	09/06/06	12:36	32.0	*U*	
6248043	ONL SD 12M		9/5/06	10:05	09/06/06	12:31	32.0	*U*	
6248044	ONL SD 13M		9/5/06	10:26	09/06/06	12:26	32.0	*U*	

Table B-8. Summary of ferrous iron analytical results

UFI Lab ID	Client ID	Triplicate	Sampling Date	Sampling Time	Analysis Date	Analysis Time	Fe2+ (ug/L)	Data Validation Qualifier	Data Validation Comment
6248045	ONL SD 14M		9/5/06	10:41	09/06/06	12:21	32.0	*U*	
6248046	ONL SD 15M		9/5/06	10:50	09/06/06	12:16	32.0	*U*	
6248047	ONL SD 16M		9/5/06	11:08	09/06/06	12:02	32.0	*U*	
6248048	ONL SD 17M		9/5/06	11:13	09/06/06	11:52	32.0	*U*	
6248049	ONL SD 18M		9/5/06	11:30	09/06/06	11:48	89.7		
6248050	ONL SD 19M	A	9/5/06	11:30	09/06/06	11:38	138.5		
6248051	ONL SD 19M	B	9/5/06	11:30	09/06/06	11:33	117.8		
6248052	ONL SD 19M	C	9/5/06	11:30	09/06/06	11:28	126.2		
6254030	ONL SD FIELD TRIP BLANK		9/11/06	7:10	09/14/06	12:06	32.0	*U*	
6254031	ONL SD 9M		9/11/06	9:48	09/14/06	11:52	32.0	*U*	
6254032	ONL SD 10M		9/11/06	9:53	09/14/06	11:43	32.0	*U*	
6254033	ONL SD 11M		9/11/06	10:00	09/14/06	11:39	32.0	*U*	
6254034	ONL SD 12M		9/11/06	10:05	09/14/06	11:34	32.0	*U*	
6254035	ONL SD 13M		9/11/06	10:14	09/14/06	11:30	32.0	*U*	
6254036	ONL SD 14M		9/11/06	10:19	09/14/06	11:25	32.0	*U*	
6254037	ONL SD 15M		9/11/06	10:28	09/14/06	11:21	32.0	*U*	
6254038	ONL SD 16M		9/11/06	10:32	09/14/06	11:07	32.0	*U*	
6254039	ONL SD 17M		9/11/06	10:52	09/14/06	10:58	32.0	*U*	
6254040	ONL SD 18M		9/11/06	10:54	09/14/06	10:54	68.5		
6254041	ONL SD 19M	A	9/11/06	11:05	09/14/06	10:45	80.3		
6254042	ONL SD 19M	B	9/11/06	11:05	09/14/06	10:40	67.9		
6254043	ONL SD 19M	C	9/11/06	11:05	09/14/06	10:36	64.5		
6254045	ONL SD 7M		9/11/06	9:30	09/14/06	12:01	32.0	*U*	
6254046	ONL SD 8M		9/11/06	9:43	09/14/06	11:57	32.0	*U*	
6261028	ONL SD FIELD TRIP BLANK		9/18/06	7:10	09/20/06	12:51	32.0	*U*	
6261029	ONL SD 8M		9/18/06	12:02	09/20/06	12:47	32.0	*U*	
6261030	ONL SD 9M		9/18/06	12:10	09/20/06	12:42	32.0	*U*	
6261031	ONL SD 10M		9/18/06	12:15	09/20/06	12:34	32.0	*U*	
6261032	ONL SD 11M		9/18/06	12:32	09/20/06	12:30	32.0	*U*	
6261033	ONL SD 12M		9/18/06	12:45	09/20/06	12:25	32.0	*U*	
6261034	ONL SD 13M		9/18/06	12:50	09/20/06	12:21	32.0	*U*	
6261035	ONL SD 14M		9/18/06	13:12	09/20/06	12:17	32.0	*U*	
6261036	ONL SD 15M		9/18/06	13:21	09/20/06	12:12	32.0	*U*	

Table B-8. Summary of ferrous iron analytical results

UFI Lab ID	Client ID	Triplicate	Sampling Date	Sampling Time	Analysis Date	Analysis Time	Fe2+ (ug/L)	Data Validation Qualifier	Data Validation Comment
6261037	ONL SD 16M		9/18/06	13:50	09/20/06	12:00	32.0	*U*	
6261038	ONL SD 17M		9/18/06	13:50	09/20/06	11:51	32.0	*U*	
6261039	ONL SD 18M		9/18/06	14:00	09/20/06	11:47	46.0		
6261040	ONL SD 19M	A	9/18/06	14:30	09/20/06	11:38	107.7		
6261041	ONL SD 19M	B	9/18/06	14:35	09/20/06	11:34	93.3		
6261042	ONL SD 19M	C	9/18/06	14:40	09/20/06	11:30	94.2		
6268032	ONL SD FIELD TRIP BLANK		9/25/06	7:15	09/27/06	1:48	32.0	*U*	
6268033	ONL SD 10M		9/25/06	10:10	09/27/06	2:36	32.0	*U*	
6268034	ONL SD 11M		9/25/06	10:15	09/27/06	3:00	32.0	*U*	
6268035	ONL SD 12M		9/25/06	10:27	09/27/06	3:24	32.0	*U*	
6268036	ONL SD 13M		9/25/06	10:36	09/27/06	3:48	32.0	*U*	
6268037	ONL SD 14M		9/25/06	10:46	09/27/06	4:12	32.0	*U*	
6268038	ONL SD 15M		9/25/06	10:56	09/27/06	4:36	28.2	*J*	Result less than method reporting limit
6268039	ONL SD 16M		9/25/06	11:10	09/27/06	5:48	28.1	*J*	Result less than method reporting limit
6268040	ONL SD 17M		9/25/06	11:22	09/27/06	6:36	42.5		
6268041	ONL SD 18M		9/25/06	11:40	09/27/06	7:00	43.7		
6268042	ONL SD 19M	A	9/25/06	11:51	09/27/06	7:48	105.7		
6268043	ONL SD 19M	B	9/25/06	11:51	09/27/06	8:12	114.5		
6268044	ONL SD 19M	C	9/25/06	11:51	09/27/06	8:36	99.9		
6275029	ONL SD FIELD TRIP BLANK		10/2/06	7:15	10/05/06	12:45	32.0	*U*	
6275030	ONL SD 11M		10/2/06	11:00	10/05/06	12:40	32.0	*U*	
6275031	ONL SD 12M		10/2/06	11:15	10/05/06	12:36	32.0	*U*	
6275032	ONL SD 13M		10/2/06	11:20	10/05/06	12:31	32.0	*U*	
6275033	ONL SD 14M		10/2/06	11:27	10/05/06	12:26	23.1	*J*	Result less than method reporting limit
6275034	ONL SD 15M		10/2/06	11:40	10/05/06	12:21	35.6		
6275035	ONL SD 16M		10/2/06	11:50	10/05/06	12:07	44.6		
6275036	ONL SD 17M		10/2/06	12:00	10/05/06	11:57	47.4		
6275037	ONL SD 18M		10/2/06	12:25	10/05/06	11:52	70.7		
6275038	ONL SD 19M	A	10/2/06	12:45	10/05/06	11:43	83.8		
6275039	ONL SD 19M	B	10/2/06	12:45	10/05/06	11:38	85.9		

Table B-8. Summary of ferrous iron analytical results

UFI Lab ID	Client ID	Triplicate	Sampling Date	Sampling Time	Analysis Date	Analysis Time	Fe2+ (ug/L)	Data Validation Qualifier	Data Validation Comment
6275040	ONL SD 19M	C	10/2/06	12:45	10/05/06	11:33	83.6		
6282031	ONL SD FIELD TRIP BLANK		10/9/06	7:15	10/11/06	12:50	32.0	*U*	
6282032	ONL SD 12M		10/9/06	10:18	10/11/06	12:45	32.0	*U*	
6282033	ONL SD 13M		10/9/06	10:28	10/11/06	12:40	32.0	*U*	
6282034	ONL SD 14M		10/9/06	10:35	10/11/06	12:36	32.0	*U*	
6282035	ONL SD 15M		10/9/06	10:43	10/11/06	12:31	25.4	*J*	Result less than method reporting limit
6282036	ONL SD 16M		10/9/06	11:50	10/11/06	12:16	33.6		
6282037	ONL SD 17M		10/9/06	11:08	10/11/06	12:12	66.8		
6282038	ONL SD 18M		10/9/06	11:14	10/11/06	12:07	66.8		
6282039	ONL SD 19M	A	10/9/06	11:30	10/11/06	11:57	93.2		
6282040	ONL SD 19M	B	10/9/06	11:30	10/11/06	11:52	96.3		
6282041	ONL SD 19M	C	10/9/06	11:30	10/11/06	11:43	90.9		
6289029	ONL SD 17M		10/16/06	11:15	10/19/06	16:39	27.3	*J*	Result less than method reporting limit
6289030	ONL SD 18M		10/16/06	11:39	10/19/06	16:32	32.0	*U*	
6289031	ONL SD 19M	A	10/16/06	11:50	10/19/06	16:19	32.8		
6289032	ONL SD 19M	B	10/16/06	11:50	10/19/06	16:05	32.0	*U*	
6289033	ONL SD 19M	C	10/16/06	11:50	10/19/06	15:51	33.7		
6289042	ONL SD FIELD TRIP BLANK		10/16/06	7:15	10/19/06	16:46	32.0	*U*	

Note: *J* - estimated
J+ - result is an estimated value and may be biased high because of contamination noted in the associated method blank(s).
R - rejected
U - undetected at given detection limit

Table B-9. Summary methane analytical results

UFI Lab ID	Client ID	Triplicate	Sampling Date	Sampling Time	Analysis Date	Analysis Time	Methane (mg/L)	Data Validation Qualifier	Gas Cone % composition	Data Validation Comment
6087010	ONL SD 2M	A	3/28/06	9:40	06/16/06	15:37		*R*		Sample analyzed more than 14 days after sample collection
6087030	ONL SD 18M		3/28/06	11:03	05/23/06	15:20		*R*		Sample analyzed more than 14 days after sample collection
6093006	ONL SD 2M	A	4/3/06	10:30	05/23/06	15:00		*R*		Sample analyzed more than 14 days after sample collection
6093026	ONL SD 18M		4/3/06	12:08	05/23/06	15:10		*R*		Sample analyzed more than 14 days after sample collection
6100006	ONL SD 2M	A	4/10/06	9:30	05/23/06	15:30		*R*		Sample analyzed more than 14 days after sample collection
6100026	ONL SD 18M		4/10/06	10:50	05/23/06	14:50		*R*		Sample analyzed more than 14 days after sample collection
6107006	ONL SD 2M	A	4/17/06	9:55	05/23/06	15:40		*R*		Sample analyzed more than 14 days after sample collection
6107026	ONL SD 18M		4/17/06	11:21	05/23/06	15:50		*R*		Sample analyzed more than 14 days after sample collection
6114006	ONL SD 2M	A	4/24/06	9:07	05/23/06	14:40		*R*		Sample analyzed more than 14 days after sample collection
6114026	ONL SD 18M		4/24/06	10:27	05/23/06	14:30	0.4	*J*		Sample analyzed more than 14 days after sample collection
6121006	ONL SD 2M		5/1/06	9:20	05/30/06	15:25		*R*		Sample analyzed more than 14 days after sample collection
6121027	ONL SD 18M		5/1/06	10:40	05/30/06	15:20		*R*		Sample analyzed more than 14 days after sample collection
6128006	ONL SD 2M		5/8/06	9:05	05/30/06	15:15		*R*		Sample analyzed more than 14 days after sample collection
6135006	ONL SD 2M		5/15/06	9:25	05/30/06	15:10	0.4	*J*		Sample analyzed more than 14 days after sample collection
6135027	ONL SD 18M		5/15/06	11:13	05/23/06	16:00	0.1	*UJ*		Sample analyzed between 8-14 days after sample collection
6142006	ONL SD 2M		5/22/06	9:25	05/30/06	15:30	0.1	*UJ*		Sample analyzed between 8-14 days after sample collection
6142027	ONL SD 18M		5/22/06	11:34	05/23/06	15:55	0.1	*U*		
6150006	ONL SD 2M		5/30/06	9:47	05/30/06	15:40	0.1	*U*		
6150027	ONL SD 18M		5/30/06	11:12	05/30/06	15:50	0.1	*U*		

Table B-9. Summary methane analytical results

UFI Lab ID	Client ID	Triplicate	Sampling Date	Sampling Time	Analysis Date	Analysis Time	Methane (mg/L)	Data Validation Qualifier	Gas Cone % composition	Data Validation Comment
6156006	ONL SD 2M		6/5/06	9:15	06/16/06	16:20	0.1	*UJ*		Sample analyzed between 8-14 days after sample collection
6156027	ONL SD 18M		6/5/06	10:45	06/16/06	15:12	0.1	*UJ*		Sample analyzed between 8-14 days after sample collection
6163008	ONL SD 2M		6/12/06	9:30	06/16/06	16:32	0.1	*U*		
6163029	ONL SD 18M		6/12/06	10:49	06/16/06	17:00	0.1	*U*		
6163031	ONL SD 17M		6/12/06	10:45	07/11/06	17:32		*R*		Sample analyzed more than 14 days after sample collection
6163032	ONL SD 18M		6/12/06	10:49	07/11/06	16:55		*R*		Sample analyzed more than 14 days after sample collection
6163033	ONL SD 19M	A	6/12/06	11:03	07/11/06	16:44	0.6	*J*		Sample analyzed more than 14 days after sample collection; field triplicate precision criterion exceeded
6163034	ONL SD 19M	B	6/12/06	11:03	07/11/06	16:33	0.8	*J*		Sample analyzed more than 14 days after sample collection; field triplicate precision criterion exceeded
6163035	ONL SD 19M	C	6/12/06	11:03	07/11/06	16:20	0.4	*J*		Sample analyzed more than 14 days after sample collection; field triplicate precision criterion exceeded
6163045	ONL SD FIELD TRIP BLANK		6/12/06	7:00	07/11/06	16:10		*R*		Sample analyzed more than 14 days after sample collection
6170006	ONL SD 2M		6/19/06	9:24	06/20/06	15:58	0.1	*U*		
6170027	ONL SD 18M		6/19/06	11:20	06/20/06	16:42	0.5			
6170032	ONL SD 15M		6/19/06	10:50	07/06/06	16:24		*R*		Sample analyzed more than 14 days after sample collection
6170033	ONL SD 16M		6/19/06	11:00	07/06/06	16:12		*R*		Sample analyzed more than 14 days after sample collection
6170034	ONL SD 17M		6/19/06	11:15	06/20/06	17:00	0.1	*U*		
6170036	ONL SD 19M	A	6/19/06	11:35	06/20/06	16:08	0.7	*J*		Field triplicate precision criterion exceeded
6170037	ONL SD 19M	B	6/19/06	11:35	06/20/06	16:20	0.5	*J*		Field triplicate precision criterion exceeded

Table B-9. Summary methane analytical results

UFI Lab ID	Client ID	Triplicate	Sampling Date	Sampling Time	Analysis Date	Analysis Time	Methane (mg/L)	Data Validation Qualifier	Gas Cone % composition	Data Validation Comment
6170038	ONL SD 19M	C	6/19/06	11:35	06/20/06	16:32	0.3	*J*		Field triplicate precision criterion exceeded
6177006	ONL SD 2M		6/26/06	10:15	07/06/06	16:34	0.1	*UJ*		Sample analyzed between 8-14 days after sample collection
6177027	ONL SD 18M		6/26/06	12:25	07/06/06	16:00	0.7	*J*		Sample analyzed between 8-14 days after sample collection
6177029	ONL SD FIELD TRIP BLANK		6/26/06	7:30	07/11/06	15:58		*R*		Sample analyzed more than 14 days after sample collection
6177038	ONL SD 14M		6/26/06	11:50	07/06/06	16:44	0.1	*UJ*		Sample analyzed between 8-14 days after sample collection
6177039	ONL SD 15M		6/26/06	11:55	06/29/06	17:23	0.1	*U*		
6177040	ONL SD 16M		6/26/06	12:02	06/29/06	17:10	0.3			
6177041	ONL SD 17M		6/26/06	12:15	06/29/06	16:36	0.1	*U*		
6177042	ONL SD 18M		6/26/06	12:25	06/29/06	16:26	0.5			
6177043	ONL SD 19M	A	6/26/06	12:35	06/29/06	16:15	0.3	*J*		Field triplicate precision criterion exceeded
6177044	ONL SD 19M	B	6/26/06	12:35	06/29/06	16:05	0.7	*J*		Field triplicate precision criterion exceeded
6177045	ONL SD 19M	C	6/26/06	12:35	06/29/06	15:54	1.2	*J*		Field triplicate precision criterion exceeded
6185006	ONL SD 2M		7/4/06	10:12	08/11/06	17:08		*R*		Sample analyzed more than 14 days after sample collection
6185027	ONL SD 18M		7/4/06	12:00	07/06/06	15:48	1.0			
6185029	ONL SD FIELD TRIP BLANK		7/4/06	7:00	07/11/06	15:48	0.1	*U*		
6185034	ONL SD 12M		7/4/06	11:24	07/05/06	19:03	0.1	*U*		
6185035	ONL SD 13M		7/4/06	11:29	07/05/06	18:52	0.1	*U*		
6185036	ONL SD 14M		7/4/06	11:46	07/05/06	18:12	0.1			
6185037	ONL SD 15M		7/4/06	11:49	07/05/06	17:54	0.3			
6185038	ONL SD 16M		7/4/06	11:53	07/05/06	17:43	0.4			
6185039	ONL SD 17M		7/4/06	11:57	07/05/06	17:27	0.5			
6185040	ONL SD 18M		7/4/06	12:00	07/05/06	17:12	0.4			
6185041	ONL SD 19M	A	7/4/06	12:18	07/05/06	17:01	0.7	*J*		Field triplicate precision criterion exceeded
6185042	ONL SD 19M	B	7/4/06	12:18	07/05/06	16:50	1.0	*J*		Field triplicate precision criterion exceeded

Table B-9. Summary methane analytical results

UFI Lab ID	Client ID	Triplicate	Sampling Date	Sampling Time	Analysis Date	Analysis Time	Methane (mg/L)	Data Validation Qualifier	Gas Cone % composition	Data Validation Comment
6185043	ONL SD 19M	C	7/4/06	12:18	07/05/06	16:37	5.4	*J*		Field triplicate precision criterion exceeded
6191028	ONL SD 2M		7/10/06	9:43	07/11/06	13:09	0.1	*U*		
6191049	ONL SD 18M		7/10/06	12:02	07/11/06	14:01	0.9			
6191057	ONL SD FIELD TRIP BLANK		7/10/06	7:30	07/11/06	15:37	0.1	*U*		
6191064	ONL SD 14M		7/10/06	11:22	07/11/06	15:16	0.1	*U*		
6191065	ONL SD 15M		7/10/06	11:30	07/11/06	14:43	0.1	*U*		
6191066	ONL SD 16M		7/10/06	11:42	07/11/06	14:32	0.5			
6191067	ONL SD 17M		7/10/06	11:55	07/11/06	14:22	0.1	*U*		
6191068	ONL SD 18M		7/10/06	12:02	07/11/06	14:12	0.8			
6191069	ONL SD 19M	A	7/10/06	12:20	07/11/06	13:43	1.8			
6191070	ONL SD 19M	B	7/10/06	12:20	07/11/06	13:32	1.7			
6191071	ONL SD 19M	C	7/10/06	12:20	07/11/06	13:20	1.7			
6198008	ONL SD 2M		7/17/06	9:36	07/18/06	18:15	0.1	*U*		
6198029	ONL SD 18M		7/17/06	11:36	07/18/06	19:16	1.8			
6198031	ONL SD FIELD TRIP BLANK		7/17/06	6:40	07/18/06	21:33	0.1	*U*		
6198036	ONL SD 12M		7/17/06	10:57	07/18/06	21:22	0.1	*U*		
6198037	ONL SD 13M		7/17/06	11:04	07/18/06	21:11	0.1	*U*		
6198038	ONL SD 14M		7/17/06	11:11	07/18/06	20:59	0.3			
6198039	ONL SD 15M		7/17/06	11:15	07/18/06	20:49	0.4			
6198040	ONL SD 16M		7/17/06	11:25	07/18/06	20:26	0.4			
6198041	ONL SD 17M		7/17/06	11:33	07/18/06	19:40	0.8			
6198042	ONL SD 18M		7/17/06	11:39	07/18/06	19:28	1.8			
6198043	ONL SD 19M	A	7/17/06	11:51	07/18/06	19:00	2.0			
6198044	ONL SD 19M	B	7/17/06	11:53	07/18/06	18:46	2.0			
6198045	ONL SD 19M	C	7/17/06	11:56	07/18/06	18:32	2.0			
6205010	ONL SD 2M		7/24/06	9:38	07/25/06	18:09	0.1	*U*		
6205031	ONL SD 18M		7/24/06	12:18	07/26/06	17:55	1.5			
6205037	ONL SD 9M		7/24/06	10:35	07/26/06	20:15	0.1	*U*		
6205038	ONL SD 10M		7/24/06	10:45	07/26/06	20:02	0.1	*U*		
6205039	ONL SD 11M		7/24/06	10:55	07/26/06	19:48	0.2			
6205040	ONL SD 12M		7/24/06	11:02	07/26/06	19:34	0.1	*U*		
6205041	ONL SD 13M		7/24/06	11:15	07/26/06	19:19	0.4			
6205042	ONL SD 14M		7/24/06	11:25	07/26/06	19:05	0.5			
6205043	ONL SD 15M		7/24/06	11:35	07/26/06	18:51	0.7			
6205044	ONL SD 16M		7/24/06	11:42	07/26/06	18:38	0.9			

Table B-9. Summary methane analytical results

UFI Lab ID	Client ID	Triplicate	Sampling Date	Sampling Time	Analysis Date	Analysis Time	Methane (mg/L)	Data Validation Qualifier	Gas Cone % composition	Data Validation Comment
6205045	ONL SD 17M		7/24/06	12:14	07/25/06	20:07	0.8	*J*		Laboratory duplicate precision criterion exceeded
6205046	ONL SD 18M		7/24/06	12:18	07/26/06	18:13	1.5			
6205047	ONL SD 19M	A	7/24/06	12:40	07/25/06	19:58	2.1			
6205048	ONL SD 19M	B	7/24/06	12:40	07/25/06	19:19	2.4			
6205049	ONL SD 19M	C	7/24/06	12:40	07/25/06	18:24	2.4			
6205033	ONL SD FIELD TRIP BLANK		7/24/06	8:45	07/25/06	17:40	0.1	*U*		
6212027	ONL SD 18M		7/31/06	11:45	08/08/06	14:37	1.5	*J*		Sample analyzed between 8-14 days after sample collection
6212029	ONL SD FIELD TRIP BLANK		7/31/06	7:00	08/08/06	15:04	0.1	*UJ*		Sample analyzed between 8-14 days after sample collection
6212033	ONL SD 9M		7/31/06	10:15	08/03/06	20:00	0.1	*U*		
6212034	ONL SD 10M		7/31/06	10:20	08/03/06	19:47	0.2			
6212035	ONL SD 11M		7/31/06	10:28	08/04/06	15:25	0.1	*U*		
6212036	ONL SD 12M		7/31/06	10:38	08/03/06	19:33	0.4			
6212037	ONL SD 13M		7/31/06	10:50	08/04/06	15:50	0.3			
6212038	ONL SD 14M		7/31/06	11:00	08/03/06	19:17	0.6			
6212039	ONL SD 15M		7/31/06	11:10	08/04/06	14:45	0.6			
6212040	ONL SD 16M		7/31/06	11:20	08/03/06	19:06	1.3			
6212041	ONL SD 17M		7/31/06	11:30	08/04/06	14:20	1.0			
6212042	ONL SD 18M		7/31/06	11:40	08/03/06	18:52	1.6			
6212043	ONL SD 19M	A	7/31/06	11:50	08/04/06	14:07	2.1	*J*		Field triplicate precision criterion exceeded
6212044	ONL SD 19M	B	7/31/06	12:00	08/03/06	18:36	0.4	*J*		Field triplicate precision criterion exceeded
6212045	ONL SD 19M	C	7/31/06	12:10	08/03/06	18:00	2.0	*J*		Laboratory duplicate precision criterion exceeded; field triplicate precision criterion exceeded
6219014	ONL SD 2M		8/7/06	11:07	08/11/06	16:47	0.1	*U*		
6219035	ONL SD 18M		8/7/06	13:36	08/08/06	16:27	2.9			
6219037	ONL SD FIELD TRIP BLANK		8/7/06	7:20	08/08/06	19:36	0.1	*U*		
6219038	ONL SD 6M		8/7/06	11:38	08/11/06	16:32	0.1	*U*		
6219039	ONL SD 7M		8/7/06	11:42	08/08/06	19:15	0.1	*U*		
6219040	ONL SD 8M		8/7/06	11:50	08/11/06	16:16	0.1	*U*		
6219041	ONL SD 9M		8/7/06	12:00	08/08/06	19:00	1.8			

Table B-9. Summary methane analytical results

UFI Lab ID	Client ID	Triplicate	Sampling Date	Sampling Time	Analysis Date	Analysis Time	Methane (mg/L)	Data Validation Qualifier	Gas Cone % composition	Data Validation Comment
6219042	ONL SD 10M		8/7/06	12:13	08/08/06	17:33	0.3			
6219043	ONL SD 11M		8/7/06	12:25	08/11/06	16:02	0.5			
6219044	ONL SD 12M		8/7/06	12:35	08/08/06	17:12	0.6			
6219045	ONL SD 13M		8/7/06	12:45	08/11/06	15:40	0.9			
6219046	ONL SD 14M		8/7/06	12:50	08/08/06	16:57	1.1			
6219047	ONL SD 15M		8/7/06	13:04	08/11/06	15:14	1.2			
6219048	ONL SD 16M		8/7/06	13:20	08/08/06	16:44	1.5			
6219049	ONL SD 17M		8/7/06	13:35	08/11/06	15:00	2.6			
6219050	ONL SD 18M		8/7/06	13:42	08/11/06	14:44	2.9			
6219051	ONL SD 19M	A	8/7/06	13:55	08/08/06	16:09	3.0			
6219052	ONL SD 19M	B	8/7/06	14:00	08/08/06	15:42	2.9			
6219053	ONL SD 19M	C	8/7/06	14:10	08/08/06	15:20	3.0			
6226012	ONL SD 2M		8/14/06	9:25	08/15/06	11:44	0.1	*U*		
6226033	ONL SD 18M		8/14/06	12:50	08/15/06	13:23	2.4			
6226036	ONL SD FIELD TRIP BLANK		8/14/06	7:15	08/15/06	19:10	0.1	*U*		
6226037	ONL SD 6M		8/14/06	10:10	08/15/06	18:57	0.1	*U*		
6226038	ONL SD 7M		8/14/06	10:20	08/15/06	18:27	0.1	*U*		
6226039	ONL SD 8M		8/14/06	10:30	08/15/06	18:10	0.1	*U*		
6226040	ONL SD 9M		8/14/06	10:39	08/15/06	17:45	0.1	*U*		
6226041	ONL SD 10M		8/14/06	10:50	08/15/06	17:23	0.2			
6226042	ONL SD 11M		8/14/06	11:09	08/15/06	17:08	0.6			
6226043	ONL SD 12M		8/14/06	11:20	08/15/06	16:43	0.6			
6226044	ONL SD 13M		8/14/06	11:32	08/15/06	16:28	0.7			
6226045	ONL SD 14M		8/14/06	11:40	08/15/06	16:04	0.8			
6226046	ONL SD 15M		8/14/06	12:00	08/15/06	15:48	1.0			
6226047	ONL SD 16M		8/14/06	12:15	08/15/06	14:23	1.1			
6226048	ONL SD 17M		8/14/06	12:38	08/15/06	14:05	1.4			
6226049	ONL SD 18M		8/14/06	12:50	08/15/06	13:47	2.5			
6226050	ONL SD 19M	A	8/14/06	12:59	08/15/06	12:43	3.0			
6226051	ONL SD 19M	B	8/14/06	12:59	08/15/06	12:27	3.1			
6226052	ONL SD 19M	C	8/14/06	12:59	08/15/06	12:07	3.1			
6233007	ONL SD 2M		8/21/06	8:50	08/23/06	18:10	0.1	*U*		
6233028	ONL SD 18M		8/21/06	11:05	08/23/06	17:31	2.5			
6233030	ONL SD FIELD TRIP BLANK		8/21/06	7:20	08/23/06	17:57	0.1	*U*		
6233031	ONL SD 6M		8/21/06	9:20	08/23/06	18:48	0.1	*U*		
6233032	ONL SD 7M		8/21/06	9:27	08/23/06	18:37	0.1	*U*		
6233033	ONL SD 8M		8/21/06	9:37	08/23/06	17:18	0.1	*U*		

Table B-9. Summary methane analytical results

UFI Lab ID	Client ID	Triplicate	Sampling Date	Sampling Time	Analysis Date	Analysis Time	Methane (mg/L)	Data Validation Qualifier	Gas Cone % composition	Data Validation Comment
6233034	ONL SD 9M		8/21/06	9:45	08/22/06	18:00	0.1	*U*		
6233035	ONL SD 10M		8/21/06	9:50	08/23/06	17:07	0.3			
6233036	ONL SD 11M		8/21/06	10:00	08/23/06	16:53	0.4			
6233037	ONL SD 12M		8/21/06	10:10	08/23/06	16:34	0.7			
6233038	ONL SD 13M		8/21/06	10:16	08/22/06	18:32	0.7			
6233039	ONL SD 14M		8/21/06	10:25	08/22/06	18:53	1.1			
6233040	ONL SD 15M		8/21/06	10:36	08/22/06	18:15	1.1			
6233041	ONL SD 16M		8/21/06	10:40	08/22/06	19:56	1.3			
6233042	ONL SD 17M		8/21/06	10:55	08/22/06	19:43	1.4			
6233043	ONL SD 18M		8/21/06	11:05	08/22/06	19:17	2.2			
6233044	ONL SD 19M	A	8/21/06	11:15	08/22/06	17:14	3.2	*J*		Field triplicate precision criterion exceeded
6233045	ONL SD 19M	B	8/21/06	11:15	08/23/06	16:15	2.8	*J*		Field triplicate precision criterion exceeded
6233046	ONL SD 19M	C	8/21/06	11:15	08/22/06	17:00	7.4	*J*		Field triplicate precision criterion exceeded
6241040	ONL SD 2M		8/29/06	9:26	08/30/06	15:15	0.1	*U*		
6241061	ONL SD 18M		8/29/06	10:45	08/30/06	15:45	2.5			
6241064	ONL SD FIELD TRIP BLANK		8/29/06	7:00	08/30/06	13:05	0.1	*U*		
6241066	ONL SD 8M		8/29/06	9:56	08/30/06	12:40	3.4			
6241067	ONL SD 9M		8/29/06	9:56	08/30/06	12:26	0.1	*U*		
6241068	ONL SD 10M		8/29/06	10:07	08/30/06	12:12	0.2			
6241069	ONL SD 11M		8/29/06	10:12	08/30/06	11:57	0.5			
6241070	ONL SD 12M		8/29/06	10:16	09/06/06	11:25	0.6	*J*		Sample analyzed between 8-14 days after sample collection
6241071	ONL SD 13M		8/29/06	10:21	08/30/06	17:30	0.9			
6241072	ONL SD 14M		8/29/06	10:26	08/30/06	17:16	1.1			
6241073	ONL SD 15M		8/29/06	10:31	08/30/06	16:49	1.2			
6241074	ONL SD 16M		8/29/06	10:36	08/30/06	16:30	1.6			
6241075	ONL SD 17M		8/29/06	10:41	08/30/06	16:08	1.7			
6241076	ONL SD 18M		8/29/06	10:45	08/30/06	15:29	2.6			
6241077	ONL SD 19M	A	8/29/06	11:00	08/30/06	14:08	3.5			
6241078	ONL SD 19M	B	8/29/06	11:00	08/30/06	13:55	3.7			
6241079	ONL SD 19M	C	8/29/06	11:00	08/30/06	13:20	3.8			
6248017	ONL SD 2M		9/5/06	9:25	09/06/06	17:49	0.1	*U*		
6248038	ONL SD 18M		9/5/06	11:13	09/06/06	16:43	3.8			

Table B-9. Summary methane analytical results

UFI Lab ID	Client ID	Triplicate	Sampling Date	Sampling Time	Analysis Date	Analysis Time	Methane (mg/L)	Data Validation Qualifier	Gas Cone % composition	Data Validation Comment
6248040	ONL SD FIELD TRIP BLANK		9/5/06	7:15	09/06/06	18:03	0.1	*U*		
6248041	ONL SD 10M		9/5/06	10:00	09/06/06	11:43	0.1	*U*		
6248042	ONL SD 11M		9/5/06	10:08	09/06/06	11:55	0.1	*U*		
6248043	ONL SD 12M		9/5/06	10:05	09/06/06	12:07	0.3			
6248044	ONL SD 13M		9/5/06	10:26	09/06/06	15:08	0.8			
6248045	ONL SD 14M		9/5/06	10:41	09/06/06	15:43	1.1			
6248046	ONL SD 15M		9/5/06	10:50	09/06/06	15:58	1.4			
6248047	ONL SD 16M		9/5/06	11:08	09/06/06	16:12	1.4			
6248048	ONL SD 17M		9/5/06	11:13	09/06/06	11:10	1.8			
6248049	ONL SD 18M		9/5/06	11:30	09/06/06	10:10	3.7			
6248050	ONL SD 19M	A	9/5/06	11:30	09/06/06	16:55	4.7			
6248051	ONL SD 19M	B	9/5/06	11:30	09/06/06	17:20	4.7			
6248052	ONL SD 19M	C	9/5/06	11:30	09/06/06	17:37	4.8			
6254007	ONL SD 2M		9/11/06	9:00	09/13/06	14:45	0.1	*UJ*		Associated CCV recovery below criterion
6254028	ONL SD 18M		9/11/06	10:54	09/13/06	15:35	2.9	*J*		Associated CCV recovery below criterion
6254030	ONL SD FIELD TRIP BLANK		9/11/06	7:10	09/13/06	15:10	0.1	*UJ*		Associated CCV recovery below criterion
6254031	ONL SD 9M		9/11/06	9:48	09/13/06	13:30	0.1	*UJ*		Associated CCV recovery below criterion
6254032	ONL SD 10M		9/11/06	9:53	09/13/06	13:05	0.2	*J*		Associated CCV recovery below criterion
6254033	ONL SD 11M		9/11/06	10:00	09/12/06	18:54	0.4			
6254034	ONL SD 12M		9/11/06	10:05	09/12/06	18:37	0.5			
6254035	ONL SD 13M		9/11/06	10:14	09/12/06	18:19	0.6			
6254036	ONL SD 14M		9/11/06	10:19	09/12/06	18:01	0.8			
6254037	ONL SD 15M		9/11/06	10:28	09/12/06	17:44	1.4			
6254038	ONL SD 16M		9/11/06	10:32	09/12/06	17:26	1.6			
6254039	ONL SD 17M		9/11/06	10:52	09/12/06	17:08	1.9			
6254040	ONL SD 18M		9/11/06	10:54	09/12/06	16:51	2.8			
6254041	ONL SD 19M	A	9/11/06	11:05	09/12/06	16:33	4.2			
6254042	ONL SD 19M	B	9/11/06	11:05	09/12/06	15:58	4.0			
6254045	ONL SD 7M		9/11/06	9:30	09/13/06	14:20	0.1	*UJ*		Associated CCV recovery below criterion
6254046	ONL SD 8M		9/11/06	9:43	09/13/06	13:55	0.1	*UJ*		Associated CCV recovery below criterion

Table B-9. Summary methane analytical results

UFI Lab ID	Client ID	Triplicate	Sampling Date	Sampling Time	Analysis Date	Analysis Time	Methane (mg/L)	Data Validation Qualifier	Gas Cone % composition	Data Validation Comment
6261026	ONL SD 18M		9/18/06	14:10	09/20/06	15:48	0.2			
6261028	ONL SD FIELD TRIP BLANK		9/18/06	7:10	09/20/06	17:08	0.1	*U*		
6261030	ONL SD 9M		9/18/06	12:10	09/20/06	16:52	0.1	*U*		
6261031	ONL SD 10M		9/18/06	12:15	09/20/06	16:36	0.1	*U*		
6261032	ONL SD 11M		9/18/06	12:32	09/20/06	16:20	0.3			
6261033	ONL SD 12M		9/18/06	12:45	09/20/06	16:04	0.7			
6261034	ONL SD 13M		9/18/06	12:50	09/19/06	15:22	1.0			
6261035	ONL SD 14M		9/18/06	13:12	09/19/06	14:55	1.2			
6261036	ONL SD 15M		9/18/06	13:21	09/19/06	14:27	1.3			
6261037	ONL SD 16M		9/18/06	13:50	09/19/06	14:00	1.8			
6261038	ONL SD 17M		9/18/06	13:50	09/19/06	13:32	1.8			
6261039	ONL SD 18M		9/18/06	14:00	09/19/06	13:05	2.8			
6261040	ONL SD 19M	A	9/18/06	14:30	09/19/06	11:42	6.5			
6261041	ONL SD 19M	B	9/18/06	14:35	09/19/06	12:37	4.4			
6261042	ONL SD 19M	C	9/18/06	14:40	09/19/06	12:10	4.6			
6268009	ONL SD 2M		9/25/06	9:17	10/20/06	9:56		*R*		Sample analyzed more than 14 days after sample collection
6268030	ONL SD 18M		9/25/06	11:40	12/01/06	13:39	2.5	*J*		Sample analyzed more than 14 days after sample collection
6268033	ONL SD 10M		9/25/06	10:10	09/29/06	16:35	0.1	*U*		
6268034	ONL SD 11M		9/25/06	10:15	09/29/06	16:13	0.1			
6268035	ONL SD 12M		9/25/06	10:27	09/29/06	15:52	0.7			
6268036	ONL SD 13M		9/25/06	10:36	09/29/06	15:31	1.0			
6268037	ONL SD 14M		9/25/06	10:46	09/29/06	14:06	1.5			
6268038	ONL SD 15M		9/25/06	10:56	09/29/06	13:45	2.0			
6268039	ONL SD 16M		9/25/06	11:10	09/29/06	13:23	2.1			
6268040	ONL SD 17M		9/25/06	11:22	09/29/06	13:02	2.5			
6268041	ONL SD 18M		9/25/06	11:40	09/29/06	12:41	2.0			
6268042	ONL SD 19M	A	9/25/06	11:51	09/29/06	12:20	2.8			
6268043	ONL SD 19M	B	9/25/06	11:51	09/29/06	11:58	3.0			
6268044	ONL SD 19M	C	9/25/06	11:51	09/29/06	11:16	2.8			
6275006	ONL SD 2M		10/2/06	9:25	10/11/06	13:41	0.1	*UJ*		Sample analyzed between 8-14 days after sample collection
6275027	ONL SD 18M		10/2/06	12:25	10/11/06	14:04	2.7	*J*		Sample analyzed between 8-14 days after sample collection
6275029	ONL SD FIELD TRIP BLANK		10/2/06	7:15	10/05/06	14:56	0.1	*U*		

Table B-9. Summary methane analytical results

UFI Lab ID	Client ID	Triplicate	Sampling Date	Sampling Time	Analysis Date	Analysis Time	Methane (mg/L)	Data Validation Qualifier	Gas Cone % composition	Data Validation Comment
6275030	ONL SD 11M		10/2/06	11:00	10/05/06	11:53	0.1	*U*		
6275031	ONL SD 12M		10/2/06	11:15	10/05/06	12:10	0.1			
6275032	ONL SD 13M		10/2/06	11:20	10/05/06	12:26	1.1			
6275033	ONL SD 14M		10/2/06	11:27	10/05/06	12:43	1.7			
6275034	ONL SD 15M		10/2/06	11:40	10/05/06	13:00	1.9			
6275035	ONL SD 16M		10/2/06	11:50	10/05/06	13:16	2.1			
6275036	ONL SD 17M		10/2/06	12:00	10/05/06	14:06	1.8			
6275037	ONL SD 18M		10/2/06	12:25	10/05/06	14:23	2.2			
6275038	ONL SD 19M	A	10/2/06	12:45	10/05/06	11:03	2.7			
6275039	ONL SD 19M	B	10/2/06	12:45	10/05/06	11:36	2.7			
6275040	ONL SD 19M	C	10/2/06	12:45	10/05/06	11:20	2.5			
6282008	ONL SD 2M		10/9/06	9:26	10/11/06	13:18	0.1	*U*		
6282029	ONL SD 18M		10/9/06	11:19	10/11/06	12:55	2.6			
6282031	ONL SD FIELD TRIP BLANK		10/9/06	7:15	10/11/06	16:00	0.1	*U*		
6282032	ONL SD 12M		10/9/06	10:18	10/11/06	19:50	0.1	*U*		
6282033	ONL SD 13M		10/9/06	10:28	10/11/06	16:23	1.2			
6282034	ONL SD 14M		10/9/06	10:35	10/11/06	16:46	2.0			
6282035	ONL SD 15M		10/9/06	10:43	10/11/06	17:55	2.2			
6282036	ONL SD 16M		10/9/06	11:50	10/11/06	18:18	2.3			
6282037	ONL SD 17M		10/9/06	11:08	10/11/06	19:27	2.1			
6282038	ONL SD 18M		10/9/06	11:14	12/01/06	11:47		*R*		Sample analyzed more than 14 days after sample collection
6282039	ONL SD 19M	A	10/9/06	11:30	10/11/06	20:13	2.4			
6282040	ONL SD 19M	B	10/9/06	11:30	10/11/06	17:32	2.4			
6282041	ONL SD 19M	C	10/9/06	11:30	10/11/06	17:09	2.2			
6289006	ONL SD 2M		10/16/06	9:40	10/20/06	10:14	0.1	*U*		
6289026	ONL SD 17M		10/16/06	11:15	10/20/06	11:27	1.8			
6289030	ONL SD 18M		10/16/06	11:39	10/20/06	10:32	0.6			
6289031	ONL SD 19M	A	10/16/06	11:50	10/20/06	11:09	0.5			
6289032	ONL SD 19M	B	10/16/06	11:50	10/20/06	10:50	0.5			
6305006	ONL SD 2M		11/1/06	9:10	11/06/06	15:42	0.1	*U*		
6305016	ONL SD 18M		11/1/06	10:46	11/06/06	15:36	0.1	*U*		
6318129	ONL SD 2M		11/14/06	10:10	11/17/06	17:45	0.1	*U*		
6318139	ONL SD 18M		11/14/06	11:00	11/17/06	18:10	0.1	*U*		
6331006	ONL SD 2M		11/27/06	8:40	12/01/06	13:11	0.1	*U*		
6331016	ONL SD 18M		11/27/06	10:00	12/01/06	11:19	0.4			

Table B-9. Summary methane analytical results

UFI Lab ID	Client ID	Triplicate	Sampling Date	Sampling Time	Analysis Date	Analysis Time	Methane (mg/L)	Data Validation Qualifier	Gas Cone % composition	Data Validation Comment
6144034	ONL SD Gas Cone		5/24/06	11:00	05/30/06	15:05	37.9		6.9%	
6150029	ONL SD Gas Cone	A	5/30/06	8:55	05/30/06	15:00	15.6		2.9%	
6163036	ONL SD Gas Cone	A	6/12/06	8:18	06/16/06	16:08	1.0		18.9%	
6170029	ONL SD Gas Cone	A	6/19/06	8:30	06/20/06	15:37	418.5		71.9%	
6177046	ONL SD Gas Cone		6/26/06	9:17	06/29/06	15:30	351.7		66.8%	
6185050	ONL SD Gas Cone		7/4/06	8:51	07/05/06	16:12	428.8		77.5%	
6198052	ONL SD Gas Cone		7/17/06	14:32	07/18/06	17:30	32.0		6.0%	
6205053	ONL SD Gas Cone		7/24/06	8:45	07/25/06	18:36	85.0		15.0%	
6226035	ONL SD Gas Cone		8/14/06	8:35	08/15/06	10:32	176.5		32.0%	
6233053	ONL SD Gas Cone		8/21/06	8:00	08/22/06	16:26	448.1		77.7%	
6241063	ONL SD Gas Cone		8/29/06	8:41	08/30/06	11:15	372.0		69.4%	
6248053	ONL SD Gas Cone		9/5/06	9:35	09/06/06	12:46	92.5		20.5%	
6254044	ONL SD Gas Cone		9/11/06	8:30	09/12/06	9:45	219.6		40.9%	
6261043	ONL SD Gas Cone		9/18/06	10:30	09/19/06	10:47	197.9		34.9%	
6261050	ONL SD Gas Cone		9/18/06	10:30	09/20/06	15:00	407.3			
6268051	ONL SD Gas Cone		9/25/06	8:30	09/29/06	10:33	38.8		46.4%	
6268052	ONL SD Gas Cone		9/25/06	8:30	09/29/06	16:56	243.3			
6275041	ONL SD Gas Cone		10/2/06	8:45	10/05/06	10:13	210.4		40.3%	
6282042	ONL SD Gas Cone		10/9/06	8:30	10/11/06	14:27	73.5		13.3%	
6289034	ONL SD Gas Cone		10/16/06	9:00	10/20/06	13:53	0.1	*U*	0.0%	
6296035	ONL SD Gas Cone		10/23/06	8:40	11/06/06	15:24	0.1	*UJ*	0.0%	Sample analyzed between 8-14 days after sample collection
6305017	ONL SD Gas Cone		11/1/06	8:31	11/17/06	16:05	0.4	*J*	0.1%	Laboratory duplicate precision criterion exceeded; sample analyzed more than 14 days after sample collection
6318146	ONL SD Gas Cone		11/14/06	8:55	11/17/06	16:55	24.8		4.9%	

Note: Trace quantities (<1%) of carbon dioxide were detected in all gas cone samples.
Gas cone composition data is only useful when the case cone was deployed in anoxic waters (June 19 through October 9) and CH_4 remained in the reduced form.

CCV - continuing calibration verification
J - estimated
R - rejected
U - undetected at given detection limit

Table B-10 Summary of nitrogen analytical results

UFI Lab ID	Client ID	Triplicate	Sampling Date	Sampling Time	Analysis Date	Analysis Time	N2 (mg/L)	Data Validation Qualifier	Gas Cone % composition	Data Validation Comment
6087010	ONL SD 2M	A	3/28/06	9:40	06/16/06	15:37	17.5	*J*		Sample analyzed more than 14 days after sample collection; sample result is not significantly different from the field trip blank results.
6087030	ONL SD 18M		3/28/06	11:03	05/23/06	15:20	22.1	*J*		Sample analyzed more than 14 days after sample collection; sample result is not significantly different from the field trip blank results.
6093006	ONL SD 2M	A	4/3/06	10:30	05/23/06	15:00	21.7	*J*		Sample analyzed more than 14 days after sample collection; sample result is not significantly different from the field trip blank results.
6093026	ONL SD 18M		4/3/06	12:08	05/23/06	15:10	23.1	*J*		Sample analyzed more than 14 days after sample collection; sample result is not significantly different from the field trip blank results.
6100006	ONL SD 2M	A	4/10/06	9:30	05/23/06	15:30	21.7	*J*		Sample analyzed more than 14 days after sample collection; sample result is not significantly different from the field trip blank results.
6100026	ONL SD 18M		4/10/06	10:50	05/23/06	14:50	20.4	*J*		Sample analyzed more than 14 days after sample collection; sample result is not significantly different from the field trip blank results.
6107006	ONL SD 2M	A	4/17/06	9:55	05/23/06	15:40	23.2	*J*		Sample analyzed more than 14 days after sample collection; sample result is not significantly different from the field trip blank results.
6107026	ONL SD 18M		4/17/06	11:21	05/23/06	15:50	22.6	*J*		Sample analyzed more than 14 days after sample collection; sample result is not significantly different from the field trip blank results.

Table B-10 Summary of nitrogen analytical results

UFI Lab ID	Client ID	Triplicate	Sampling Date	Sampling Time	Analysis Date	Analysis Time	N2 (mg/L)	Data Validation Qualifier	Gas Cone % composition	Data Validation Comment
6114006	ONL SD 2M	A	4/24/06	9:07	05/23/06	14:40	20.3	*J*		Sample analyzed more than 14 days after sample collection; sample result is not significantly different from the field trip blank results.
6114026	ONL SD 18M		4/24/06	10:27	05/23/06	14:30	23.5	*J*		Sample analyzed more than 14 days after sample collection; sample result is not significantly different from the field trip blank results.
6121006	ONL SD 2M		5/1/06	9:20	05/30/06	15:25	22.2	*J*		Sample analyzed more than 14 days after sample collection; sample result is not significantly different from the field trip blank results.
6121027	ONL SD 18M		5/1/06	10:40	05/30/06	15:20	25.6	*J*		Sample analyzed more than 14 days after sample collection; sample result is not significantly different from the field trip blank results.
6128006	ONL SD 2M		5/8/06	9:05	05/30/06	15:15	18.0	*J*		Sample analyzed more than 14 days after sample collection; sample result is not significantly different from the field trip blank results.
6135006	ONL SD 2M		5/15/06	9:25	05/30/06	15:10	31.9	*J*		Sample analyzed more than 14 days after sample collection; sample result is not significantly different from the field trip blank results.
6135027	ONL SD 18M		5/15/06	11:13	05/23/06	16:00	27.4	*J*		Sample analyzed between 8-14 days after sample collection; sample result is not significantly different from the field trip blank results.
6142006	ONL SD 2M		5/22/06	9:25	05/30/06	15:30	21.7	*J*		Sample analyzed between 8-14 days after sample collection; sample result is not significantly different from the field trip blank results.
6142027	ONL SD 18M		5/22/06	11:34	05/23/06	15:55	25.2			Sample result is not significantly different from the field trip blank results.

Table B-10 Summary of nitrogen analytical results

UFI Lab ID	Client ID	Triplicate	Sampling Date	Sampling Time	Analysis Date	Analysis Time	N2 (mg/L)	Data Validation Qualifier	Gas Cone % composition	Data Validation Comment
6150006	ONL SD 2M		5/30/06	9:47	05/30/06	15:40	25.6			Sample result is not significantly different from the field trip blank results.
6150027	ONL SD 18M		5/30/06	11:12	05/30/06	15:50	23.7			Sample result is not significantly different from the field trip blank results.
6156006	ONL SD 2M		6/5/06	9:15	06/16/06	16:20	19.3	*J*		Sample analyzed between 8-14 days after sample collection; sample result is not significantly different from the field trip blank results.
6156027	ONL SD 18M		6/5/06	10:45	06/16/06	15:12	14.5	*J*		Sample analyzed between 8-14 days after sample collection; sample result is not significantly different from the field trip blank results.
6163008	ONL SD 2M		6/12/06	9:30	06/16/06	16:32	19.3			Sample result is not significantly different from the field trip blank results.
6163029	ONL SD 18M		6/12/06	10:49	06/16/06	17:00	16.7			Sample result is not significantly different from the field trip blank results.
6163031	ONL SD 17M		6/12/06	10:45	07/11/06	17:32	25.8	*J*		Sample analyzed more than 14 days after sample collection; sample result is not significantly different from the field trip blank results.
6163032	ONL SD 18M		6/12/06	10:49	07/11/06	16:55	23.7	*J*		Sample analyzed more than 14 days after sample collection; sample result is not significantly different from the field trip blank results.
6163033	ONL SD 19M	A	6/12/06	11:03	07/11/06	16:44	22.2	*J*		Sample analyzed more than 14 days after sample collection; sample result is not significantly different from the field trip blank results.
6163034	ONL SD 19M	B	6/12/06	11:03	07/11/06	16:33	22.6	*J*		Sample analyzed more than 14 days after sample collection; sample result is not significantly different from the field trip blank results.

Table B-10 Summary of nitrogen analytical results

UFI Lab ID	Client ID	Triplicate	Sampling Date	Sampling Time	Analysis Date	Analysis Time	N2 (mg/L)	Data Validation Qualifier	Gas Cone % composition	Data Validation Comment
6163035	ONL SD 19M	C	6/12/06	11:03	07/11/06	16:20	20.7	*J*		Sample analyzed more than 14 days after sample collection; sample result is not significantly different from the field trip blank results.
6163045	ONL SD FIELD TRIP BLANK		6/12/06	7:00	07/11/06	16:10	22.9	*J*		Sample analyzed more than 14 days after sample collection.
6170006	ONL SD 2M		6/19/06	9:24	06/20/06	15:58	20.7			Sample result is not significantly different from the field trip blank results.
6170027	ONL SD 18M		6/19/06	11:20	06/20/06	16:42	15.0			Sample result is not significantly different from the field trip blank results.
6170032	ONL SD 15M		6/19/06	10:50	07/06/06	16:24	19.7	*J*		Sample analyzed more than 14 days after sample collection; sample result is not significantly different from the field trip blank results.
6170033	ONL SD 16M		6/19/06	11:00	07/06/06	16:12	21.3	*J*		Sample analyzed more than 14 days after sample collection; sample result is not significantly different from the field trip blank results.
6170034	ONL SD 17M		6/19/06	11:15	06/20/06	17:00	3.9			Sample result is not significantly different from the field trip blank results.
6170036	ONL SD 19M	A	6/19/06	11:35	06/20/06	16:08	13.5			Sample result is not significantly different from the field trip blank results.
6170037	ONL SD 19M	B	6/19/06	11:35	06/20/06	16:20	9.3			Sample result is not significantly different from the field trip blank results.
6170038	ONL SD 19M	C	6/19/06	11:35	06/20/06	16:32	9.2			Sample result is not significantly different from the field trip blank results.
6177006	ONL SD 2M		6/26/06	10:15	07/06/06	16:34	26.9	*J*		Sample analyzed between 8-14 days after sample collection; sample result is not significantly different from the field trip blank results.
6177027	ONL SD 18M		6/26/06	12:25	07/06/06	16:00	22.1	*J*		Sample analyzed between 8-14 days after sample collection; sample result is not significantly different from the field trip blank results.

Table B-10 Summary of nitrogen analytical results

UFI Lab ID	Client ID	Triplicate	Sampling Date	Sampling Time	Analysis Date	Analysis Time	N2 (mg/L)	Data Validation Qualifier	Gas Cone % composition	Data Validation Comment
6177029	ONL SD FIELD TRIP BLANK		6/26/06	7:30	07/11/06	15:58	18.7	*J*		Sample analyzed more than 14 days after sample collection.
6177038	ONL SD 14M		6/26/06	11:50	07/06/06	16:44	20.1	*J*		Sample analyzed between 8-14 days after sample collection; sample result is not significantly different from the field trip blank results.
6177039	ONL SD 15M		6/26/06	11:55	06/29/06	17:23	6.8			Sample result is not significantly different from the field trip blank results.
6177040	ONL SD 16M		6/26/06	12:02	06/29/06	17:10	15.8			Sample result is not significantly different from the field trip blank results.
6177041	ONL SD 17M		6/26/06	12:15	06/29/06	16:36	8.6			Sample result is not significantly different from the field trip blank results.
6177042	ONL SD 18M		6/26/06	12:25	06/29/06	16:26	10.7			Sample result is not significantly different from the field trip blank results.
6177043	ONL SD 19M	A	6/26/06	12:35	06/29/06	16:15	10.2			Sample result is not significantly different from the field trip blank results.
6177044	ONL SD 19M	B	6/26/06	12:35	06/29/06	16:05	9.9			Sample result is not significantly different from the field trip blank results.
6177045	ONL SD 19M	C	6/26/06	12:35	06/29/06	15:54	14.8			Sample result is not significantly different from the field trip blank results.
6185006	ONL SD 2M		7/4/06	10:12	08/11/06	17:08	22.1	*J*		Sample analyzed more than 14 days after sample collection; sample result is not significantly different from the field trip blank results.
6185027	ONL SD 18M		7/4/06	12:00	07/06/06	15:48	25.2			Sample result is not significantly different from the field trip blank results.
6185029	ONL SD FIELD TRIP BLAI		7/4/06	7:00	07/11/06	15:48	22.8			
6185034	ONL SD 12M		7/4/06	11:24	07/05/06	19:03	13.9			Sample result is not significantly different from the field trip blank results.
6185035	ONL SD 13M		7/4/06	11:29	07/05/06	18:52	13.5			Sample result is not significantly different from the field trip blank results.
6185036	ONL SD 14M		7/4/06	11:46	07/05/06	18:12	14.3			Sample result is not significantly different from the field trip blank results.

Table B-10 Summary of nitrogen analytical results

UFI Lab ID	Client ID	Triplicate	Sampling Date	Sampling Time	Analysis Date	Analysis Time	N2 (mg/L)	Data Validation Qualifier	Gas Cone % composition	Data Validation Comment
6185037	ONL SD 15M		7/4/06	11:49	07/05/06	17:54	19.3			Sample result is not significantly different from the field trip blank results.
6185038	ONL SD 16M		7/4/06	11:53	07/05/06	17:43	16.2			Sample result is not significantly different from the field trip blank results.
6185039	ONL SD 17M		7/4/06	11:57	07/05/06	17:27	16.5			Sample result is not significantly different from the field trip blank results.
6185040	ONL SD 18M		7/4/06	12:00	07/05/06	17:12	13.2			Sample result is not significantly different from the field trip blank results.
6185041	ONL SD 19M	A	7/4/06	12:18	07/05/06	17:01	15.8			Sample result is not significantly different from the field trip blank results.
6185042	ONL SD 19M	B	7/4/06	12:18	07/05/06	16:50	16.6			Sample result is not significantly different from the field trip blank results.
6185043	ONL SD 19M	C	7/4/06	12:18	07/05/06	16:37	18.0			Sample result is not significantly different from the field trip blank results.
6191028	ONL SD 2M		7/10/06	9:43	07/11/06	13:09	31.1			Sample result is not significantly different from the field trip blank results.
6191049	ONL SD 18M		7/10/06	12:02	07/11/06	14:01	23.3			Sample result is not significantly different from the field trip blank results.
6191057	ONL SD FIELD TRIP BLAI		7/10/06	7:30	07/11/06	15:37	20.2			
6191064	ONL SD 14M		7/10/06	11:22	07/11/06	15:16	21.7	*J*		Sample result is not significantly different from the field trip blank results; laboratory duplicate precision criterion exceeded.
6191065	ONL SD 15M		7/10/06	11:30	07/11/06	14:43	23.9			Sample result is not significantly different from the field trip blank results.
6191066	ONL SD 16M		7/10/06	11:42	07/11/06	14:32	21.2			Sample result is not significantly different from the field trip blank results.
6191067	ONL SD 17M		7/10/06	11:55	07/11/06	14:22	20.8			Sample result is not significantly different from the field trip blank results.
6191068	ONL SD 18M		7/10/06	12:02	07/11/06	14:12	24.5			Sample result is not significantly different from the field trip blank results.
6191069	ONL SD 19M	A	7/10/06	12:20	07/11/06	13:43	24.9			Sample result is not significantly different from the field trip blank results.

Table B-10 Summary of nitrogen analytical results

UFI Lab ID	Client ID	Triplicate	Sampling Date	Sampling Time	Analysis Date	Analysis Time	N2 (mg/L)	Data Validation Qualifier	Gas Cone % composition	Data Validation Comment
6191070	ONL SD 19M	B	7/10/06	12:20	07/11/06	13:32	19.4			Sample result is not significantly different from the field trip blank results.
6191071	ONL SD 19M	C	7/10/06	12:20	07/11/06	13:20	22.7			Sample result is not significantly different from the field trip blank results.
6198008	ONL SD 2M		7/17/06	9:36	07/18/06	18:15	23.2			Sample result is not significantly different from the field trip blank results.
6198029	ONL SD 18M		7/17/06	11:36	07/18/06	19:16	23.1			Sample result is not significantly different from the field trip blank results.
6198031	ONL SD FIELD TRIP BLAI		7/17/06	6:40	07/18/06	21:33	5.8			
6198036	ONL SD 12M		7/17/06	10:57	07/18/06	21:22	21.2			Sample result is not significantly different from the field trip blank results.
6198037	ONL SD 13M		7/17/06	11:04	07/18/06	21:11	21.9			Sample result is not significantly different from the field trip blank results.
6198038	ONL SD 14M		7/17/06	11:11	07/18/06	20:59	22.1			Sample result is not significantly different from the field trip blank results.
6198039	ONL SD 15M		7/17/06	11:15	07/18/06	20:49	23.2			Sample result is not significantly different from the field trip blank results.
6198040	ONL SD 16M		7/17/06	11:25	07/18/06	20:26	24.0			Sample result is not significantly different from the field trip blank results.
6198041	ONL SD 17M		7/17/06	11:33	07/18/06	19:40	22.6			Sample result is not significantly different from the field trip blank results.
6198042	ONL SD 18M		7/17/06	11:39	07/18/06	19:28	23.4			Sample result is not significantly different from the field trip blank results.
6198043	ONL SD 19M	A	7/17/06	11:51	07/18/06	19:00	23.5			Sample result is not significantly different from the field trip blank results.
6198044	ONL SD 19M	B	7/17/06	11:53	07/18/06	18:46	25.4			Sample result is not significantly different from the field trip blank results.
6198045	ONL SD 19M	C	7/17/06	11:56	07/18/06	18:32	24.3			Sample result is not significantly different from the field trip blank results.
6205010	ONL SD 2M		7/24/06	9:38	07/25/06	18:09	20.4			Sample result is not significantly different from the field trip blank results.
6205031	ONL SD 18M		7/24/06	12:18	07/26/06	17:55	22.6			Sample result is not significantly different from the field trip blank results.

Table B-10 Summary of nitrogen analytical results

UFI Lab ID	Client ID	Triplicate	Sampling Date	Sampling Time	Analysis Date	Analysis Time	N2 (mg/L)	Data Validation Qualifier	Gas Cone % composition	Data Validation Comment
6205037	ONL SD 9M		7/24/06	10:35	07/26/06	20:15	8.6			Sample result is not significantly different from the field trip blank results.
6205038	ONL SD 10M		7/24/06	10:45	07/26/06	20:02	23.5			Sample result is not significantly different from the field trip blank results.
6205039	ONL SD 11M		7/24/06	10:55	07/26/06	19:48	24.0			Sample result is not significantly different from the field trip blank results.
6205040	ONL SD 12M		7/24/06	11:02	07/26/06	19:34	23.7			Sample result is not significantly different from the field trip blank results.
6205041	ONL SD 13M		7/24/06	11:15	07/26/06	19:19	24.3			Sample result is not significantly different from the field trip blank results.
6205042	ONL SD 14M		7/24/06	11:25	07/26/06	19:05	21.2			Sample result is not significantly different from the field trip blank results.
6205043	ONL SD 15M		7/24/06	11:35	07/26/06	18:51	24.1			Sample result is not significantly different from the field trip blank results.
6205044	ONL SD 16M		7/24/06	11:42	07/26/06	18:38	22.8			Sample result is not significantly different from the field trip blank results.
6205045	ONL SD 17M		7/24/06	12:14	07/25/06	20:07	16.4	*J*		Sample result is not significantly different from the field trip blank results; laboratory duplicate precision criterion exceeded.
6205046	ONL SD 18M		7/24/06	12:18	07/26/06	18:13	25.1			Sample result is not significantly different from the field trip blank results.
6205047	ONL SD 19M	A	7/24/06	12:40	07/25/06	19:58	16.3			Sample result is not significantly different from the field trip blank results.
6205048	ONL SD 19M	B	7/24/06	12:40	07/25/06	19:19	18.3	*J*		Sample result is not significantly different from the field trip blank results; laboratory duplicate precision criterion exceeded.
6205049	ONL SD 19M	C	7/24/06	12:40	07/25/06	18:24	23.0			Sample result is not significantly different from the field trip blank results.
6205033	ONL SD FIELD TRIP BLAI		7/24/06	8:45	07/25/06	17:40	19.3			Sample result is not significantly different from the field trip blank results.

Table B-10 Summary of nitrogen analytical results

UFI Lab ID	Client ID	Triplicate	Sampling Date	Sampling Time	Analysis Date	Analysis Time	N2 (mg/L)	Data Validation Qualifier	Gas Cone % composition	Data Validation Comment
6212027	ONL SD 18M		7/31/06	11:45	08/08/06	14:37	23.5	*J*		Sample analyzed between 8-14 days after sample collection; sample result is not significantly different from the field trip blank results.
6212029	ONL SD FIELD TRIP BLAI		7/31/06	7:00	08/08/06	15:04	26.2	*J*		Sample analyzed between 8-14 days after sample collection.
6212033	ONL SD 9M		7/31/06	10:15	08/03/06	20:00	19.6			Sample result is not significantly different from the field trip blank results.
6212034	ONL SD 10M		7/31/06	10:20	08/03/06	19:47	21.0			Sample result is not significantly different from the field trip blank results.
6212035	ONL SD 11M		7/31/06	10:28	08/04/06	15:25	25.4			Sample result is not significantly different from the field trip blank results.
6212036	ONL SD 12M		7/31/06	10:38	08/03/06	19:33	23.2			Sample result is not significantly different from the field trip blank results.
6212037	ONL SD 13M		7/31/06	10:50	08/04/06	15:50	29.9			Sample result is not significantly different from the field trip blank results.
6212038	ONL SD 14M		7/31/06	11:00	08/03/06	19:17	21.6			Sample result is not significantly different from the field trip blank results.
6212039	ONL SD 15M		7/31/06	11:10	08/04/06	14:45	27.7			Sample result is not significantly different from the field trip blank results.
6212040	ONL SD 16M		7/31/06	11:20	08/03/06	19:06	23.6			Sample result is not significantly different from the field trip blank results.
6212041	ONL SD 17M		7/31/06	11:30	08/04/06	14:20	27.2			Sample result is not significantly different from the field trip blank results.
6212042	ONL SD 18M		7/31/06	11:40	08/03/06	18:52	21.1			Sample result is not significantly different from the field trip blank results.
6212043	ONL SD 19M	A	7/31/06	11:50	08/04/06	14:07	24.3			Sample result is not significantly different from the field trip blank results.
6212044	ONL SD 19M	B	7/31/06	12:00	08/03/06	18:36	19.7			Sample result is not significantly different from the field trip blank results.
6212045	ONL SD 19M	C	7/31/06	12:10	08/03/06	18:00	22.5			Sample result is not significantly different from the field trip blank results.
6219014	ONL SD 2M		8/7/06	11:07	08/11/06	16:47	27.4			Sample result is not significantly different from the field trip blank results.

Table B-10 Summary of nitrogen analytical results

UFI Lab ID	Client ID	Triplicate	Sampling Date	Sampling Time	Analysis Date	Analysis Time	N2 (mg/L)	Data Validation Qualifier	Gas Cone % composition	Data Validation Comment
6219035	ONL SD 18M		8/7/06	13:36	08/08/06	16:27	27.6			Sample result is not significantly different from the field trip blank results.
6219037	ONL SD FIELD TRIP BLAI		8/7/06	7:20	08/08/06	19:36	24.9			
6219038	ONL SD 6M		8/7/06	11:38	08/11/06	16:32	22.7			Sample result is not significantly different from the field trip blank results.
6219039	ONL SD 7M		8/7/06	11:42	08/08/06	19:15	14.6			Sample result is not significantly different from the field trip blank results.
6219040	ONL SD 8M		8/7/06	11:50	08/11/06	16:16	26.0			Sample result is not significantly different from the field trip blank results.
6219041	ONL SD 9M		8/7/06	12:00	08/08/06	19:00	21.1			Sample result is not significantly different from the field trip blank results.
6219042	ONL SD 10M		8/7/06	12:13	08/08/06	17:33	26.0			Sample result is not significantly different from the field trip blank results.
6219043	ONL SD 11M		8/7/06	12:25	08/11/06	16:02	29.9			Sample result is not significantly different from the field trip blank results.
6219044	ONL SD 12M		8/7/06	12:35	08/08/06	17:12	23.1			Sample result is not significantly different from the field trip blank results.
6219045	ONL SD 13M		8/7/06	12:45	08/11/06	15:40	25.3			Sample result is not significantly different from the field trip blank results.
6219046	ONL SD 14M		8/7/06	12:50	08/08/06	16:57	24.0			Sample result is not significantly different from the field trip blank results.
6219047	ONL SD 15M		8/7/06	13:04	08/11/06	15:14	24.4			Sample result is not significantly different from the field trip blank results.
6219048	ONL SD 16M		8/7/06	13:20	08/08/06	16:44	23.3			Sample result is not significantly different from the field trip blank results.
6219049	ONL SD 17M		8/7/06	13:35	08/11/06	15:00	29.3			Sample result is not significantly different from the field trip blank results.
6219050	ONL SD 18M		8/7/06	13:42	08/11/06	14:44	29.0			Sample result is not significantly different from the field trip blank results.
6219051	ONL SD 19M	A	8/7/06	13:55	08/08/06	16:09	24.7			Sample result is not significantly different from the field trip blank results.
6219052	ONL SD 19M	B	8/7/06	14:00	08/08/06	15:42	23.6			Sample result is not significantly different from the field trip blank results.

Table B-10 Summary of nitrogen analytical results

UFI Lab ID	Client ID	Triplicate	Sampling Date	Sampling Time	Analysis Date	Analysis Time	N2 (mg/L)	Data Validation Qualifier	Gas Cone % composition	Data Validation Comment
6219053	ONL SD 19M	C	8/7/06	14:10	08/08/06	15:20	26.1			Sample result is not significantly different from the field trip blank results.
6226012	ONL SD 2M		8/14/06	9:25	08/15/06	11:44	25.3			Sample result is not significantly different from the field trip blank results.
6226033	ONL SD 18M		8/14/06	12:50	08/15/06	13:23	27.5			Sample result is not significantly different from the field trip blank results.
6226036	ONL SD FIELD TRIP BLAI		8/14/06	7:15	08/15/06	19:10	22.5			
6226037	ONL SD 6M		8/14/06	10:10	08/15/06	18:57	22.7			Sample result is not significantly different from the field trip blank results.
6226038	ONL SD 7M		8/14/06	10:20	08/15/06	18:27	17.2			Sample result is not significantly different from the field trip blank results.
6226039	ONL SD 8M		8/14/06	10:30	08/15/06	18:10	23.0			Sample result is not significantly different from the field trip blank results.
6226040	ONL SD 9M		8/14/06	10:39	08/15/06	17:45	23.6			Sample result is not significantly different from the field trip blank results.
6226041	ONL SD 10M		8/14/06	10:50	08/15/06	17:23	19.0			Sample result is not significantly different from the field trip blank results.
6226042	ONL SD 11M		8/14/06	11:09	08/15/06	17:08	24.6			Sample result is not significantly different from the field trip blank results.
6226043	ONL SD 12M		8/14/06	11:20	08/15/06	16:43	24.5			Sample result is not significantly different from the field trip blank results.
6226044	ONL SD 13M		8/14/06	11:32	08/15/06	16:28	23.6			Sample result is not significantly different from the field trip blank results.
6226045	ONL SD 14M		8/14/06	11:40	08/15/06	16:04	21.6	*J*		Sample result is not significantly different from the field trip blank results; laboratory duplicate precision criterion exceeded.
6226046	ONL SD 15M		8/14/06	12:00	08/15/06	15:48	26.3			Sample result is not significantly different from the field trip blank results.
6226047	ONL SD 16M		8/14/06	12:15	08/15/06	14:23	20.9			Sample result is not significantly different from the field trip blank results.
6226048	ONL SD 17M		8/14/06	12:38	08/15/06	14:05	23.3			Sample result is not significantly different from the field trip blank results.

Table B-10 Summary of nitrogen analytical results

UFI Lab ID	Client ID	Triplicate	Sampling Date	Sampling Time	Analysis Date	Analysis Time	N2 (mg/L)	Data Validation Qualifier	Gas Cone % composition	Data Validation Comment
6226049	ONL SD 18M		8/14/06	12:50	08/15/06	13:47	28.0			Sample result is not significantly different from the field trip blank results.
6226050	ONL SD 19M	A	8/14/06	12:59	08/15/06	12:43	21.2			Sample result is not significantly different from the field trip blank results.
6226051	ONL SD 19M	B	8/14/06	12:59	08/15/06	12:27	24.0			Sample result is not significantly different from the field trip blank results.
6226052	ONL SD 19M	C	8/14/06	12:59	08/15/06	12:07	25.9			Sample result is not significantly different from the field trip blank results.
6233007	ONL SD 2M		8/21/06	8:50	08/23/06	18:10	25.4			Sample result is not significantly different from the field trip blank results.
6233028	ONL SD 18M		8/21/06	11:05	08/23/06	17:31	24.7			Sample result is not significantly different from the field trip blank results.
6233030	ONL SD FIELD TRIP BLAI		8/21/06	7:20	08/23/06	17:57	25.6			
6233031	ONL SD 6M		8/21/06	9:20	08/23/06	18:48	22.0			Sample result is not significantly different from the field trip blank results.
6233032	ONL SD 7M		8/21/06	9:27	08/23/06	18:37	30.3			Sample result is not significantly different from the field trip blank results.
6233033	ONL SD 8M		8/21/06	9:37	08/23/06	17:18	25.7			Sample result is not significantly different from the field trip blank results.
6233034	ONL SD 9M		8/21/06	9:45	08/22/06	18:00	23.4			Sample result is not significantly different from the field trip blank results.
6233035	ONL SD 10M		8/21/06	9:50	08/23/06	17:07	23.6			Sample result is not significantly different from the field trip blank results.
6233036	ONL SD 11M		8/21/06	10:00	08/23/06	16:53	28.0			Sample result is not significantly different from the field trip blank results.
6233037	ONL SD 12M		8/21/06	10:10	08/23/06	16:34	23.0			Sample result is not significantly different from the field trip blank results.
6233038	ONL SD 13M		8/21/06	10:16	08/22/06	18:32	16.9			Sample result is not significantly different from the field trip blank results.
6233039	ONL SD 14M		8/21/06	10:25	08/22/06	18:53	15.7			Sample result is not significantly different from the field trip blank results.
6233040	ONL SD 15M		8/21/06	10:36	08/22/06	18:15	18.0			Sample result is not significantly different from the field trip blank results.

Table B-10 Summary of nitrogen analytical results

UFI Lab ID	Client ID	Triplicate	Sampling Date	Sampling Time	Analysis Date	Analysis Time	N2 (mg/L)	Data Validation Qualifier	Gas Cone % composition	Data Validation Comment
6233041	ONL SD 16M		8/21/06	10:40	08/22/06	19:56	16.9			Sample result is not significantly different from the field trip blank results.
6233042	ONL SD 17M		8/21/06	10:55	08/22/06	19:43	16.6			Sample result is not significantly different from the field trip blank results.
6233043	ONL SD 18M		8/21/06	11:05	08/22/06	19:17	20.1			Sample result is not significantly different from the field trip blank results.
6233044	ONL SD 19M	A	8/21/06	11:15	08/22/06	17:14	21.7			Sample result is not significantly different from the field trip blank results.
6233045	ONL SD 19M	B	8/21/06	11:15	08/23/06	16:15	22.6			Sample result is not significantly different from the field trip blank results.
6233046	ONL SD 19M	C	8/21/06	11:15	08/22/06	17:00	21.7			Sample result is not significantly different from the field trip blank results.
6241040	ONL SD 2M		8/29/06	9:26	08/30/06	15:15	25.8			Sample result is not significantly different from the field trip blank results.
6241061	ONL SD 18M		8/29/06	10:45	08/30/06	15:45	20.2			Sample result is not significantly different from the field trip blank results.
6241064	ONL SD FIELD TRIP BLAI		8/29/06	7:00	08/30/06	13:05	23.5			
6241066	ONL SD 8M		8/29/06	9:56	08/30/06	12:40	20.9			Sample result is not significantly different from the field trip blank results.
6241067	ONL SD 9M		8/29/06	9:56	08/30/06	12:26	16.7			Sample result is not significantly different from the field trip blank results.
6241068	ONL SD 10M		8/29/06	10:07	08/30/06	12:12	18.2			Sample result is not significantly different from the field trip blank results.
6241069	ONL SD 11M		8/29/06	10:12	08/30/06	11:57	20.0			Sample result is not significantly different from the field trip blank results.
6241070	ONL SD 12M		8/29/06	10:16	09/06/06	11:25	17.8	*J*		Sample analyzed between 8-14 days after sample collection; sample result is not significantly different from the field trip blank results.
6241071	ONL SD 13M		8/29/06	10:21	08/30/06	17:30	16.8			Sample result is not significantly different from the field trip blank results.
6241072	ONL SD 14M		8/29/06	10:26	08/30/06	17:16	24.9			Sample result is not significantly different from the field trip blank results.

Table B-10 Summary of nitrogen analytical results

UFI Lab ID	Client ID	Triplicate	Sampling Date	Sampling Time	Analysis Date	Analysis Time	N2 (mg/L)	Data Validation Qualifier	Gas Cone % composition	Data Validation Comment
6241073	ONL SD 15M		8/29/06	10:31	08/30/06	16:49	22.3			Sample result is not significantly different from the field trip blank results.
6241074	ONL SD 16M		8/29/06	10:36	08/30/06	16:30	21.5			Sample result is not significantly different from the field trip blank results.
6241075	ONL SD 17M		8/29/06	10:41	08/30/06	16:08	25.1	*J*		Sample result is not significantly different from the field trip blank results; laboratory duplicate precision criterion exceeded.
6241076	ONL SD 18M		8/29/06	10:45	08/30/06	15:29	23.4			Sample result is not significantly different from the field trip blank results.
6241077	ONL SD 19M	A	8/29/06	11:00	08/30/06	14:08	21.8			Sample result is not significantly different from the field trip blank results.
6241078	ONL SD 19M	B	8/29/06	11:00	08/30/06	13:55	23.5			Sample result is not significantly different from the field trip blank results.
6241079	ONL SD 19M	C	8/29/06	11:00	08/30/06	13:20	20.7			Sample result is not significantly different from the field trip blank results.
6248017	ONL SD 2M		9/5/06	9:25	09/06/06	17:49	24.0			Sample result is not significantly different from the field trip blank results.
6248038	ONL SD 18M		9/5/06	11:13	09/06/06	16:43	20.4			Sample result is not significantly different from the field trip blank results.
6248040	ONL SD FIELD TRIP BLAI		9/5/06	7:15	09/06/06	18:03	19.4			
6248041	ONL SD 10M		9/5/06	10:00	09/06/06	11:43	21.8			Sample result is not significantly different from the field trip blank results.
6248042	ONL SD 11M		9/5/06	10:08	09/06/06	11:55	20.0			Sample result is not significantly different from the field trip blank results.
6248043	ONL SD 12M		9/5/06	10:05	09/06/06	12:07	11.4			Sample result is not significantly different from the field trip blank results.
6248044	ONL SD 13M		9/5/06	10:26	09/06/06	15:08	27.3			Sample result is not significantly different from the field trip blank results.
6248045	ONL SD 14M		9/5/06	10:41	09/06/06	15:43	20.7			Sample result is not significantly different from the field trip blank results.
6248046	ONL SD 15M		9/5/06	10:50	09/06/06	15:58	21.5			Sample result is not significantly different from the field trip blank results.

Table B-10 Summary of nitrogen analytical results

UFI Lab ID	Client ID	Triplicate	Sampling Date	Sampling Time	Analysis Date	Analysis Time	N2 (mg/L)	Data Validation Qualifier	Gas Cone % composition	Data Validation Comment
6248047	ONL SD 16M		9/5/06	11:08	09/06/06	16:12	17.5			Sample result is not significantly different from the field trip blank results.
6248048	ONL SD 17M		9/5/06	11:13	09/06/06	11:10	26.8			Sample result is not significantly different from the field trip blank results.
6248049	ONL SD 18M		9/5/06	11:30	09/06/06	10:10	20.9			Sample result is not significantly different from the field trip blank results.
6248050	ONL SD 19M	A	9/5/06	11:30	09/06/06	16:55	20.9			Sample result is not significantly different from the field trip blank results.
6248051	ONL SD 19M	B	9/5/06	11:30	09/06/06	17:20	22.1			Sample result is not significantly different from the field trip blank results.
6248052	ONL SD 19M	C	9/5/06	11:30	09/06/06	17:37	20.5			Sample result is not significantly different from the field trip blank results.
6254007	ONL SD 2M		9/11/06	9:00	09/13/06	14:45	25.5			Sample result is not significantly different from the field trip blank results.
6254028	ONL SD 18M		9/11/06	10:54	09/13/06	15:35	20.2			Sample result is not significantly different from the field trip blank results.
6254030	ONL SD FIELD TRIP BLAI		9/11/06	7:10	09/13/06	15:10	21.7			
6254031	ONL SD 9M		9/11/06	9:48	09/13/06	13:30	24.7			Sample result is not significantly different from the field trip blank results.
6254032	ONL SD 10M		9/11/06	9:53	09/13/06	13:05	24.6			Sample result is not significantly different from the field trip blank results.
6254033	ONL SD 11M		9/11/06	10:00	09/12/06	18:54	24.3			Sample result is not significantly different from the field trip blank results.
6254034	ONL SD 12M		9/11/06	10:05	09/12/06	18:37	15.9			Sample result is not significantly different from the field trip blank results.
6254035	ONL SD 13M		9/11/06	10:14	09/12/06	18:19	17.2			Sample result is not significantly different from the field trip blank results.
6254036	ONL SD 14M		9/11/06	10:19	09/12/06	18:01	19.6			Sample result is not significantly different from the field trip blank results.
6254037	ONL SD 15M		9/11/06	10:28	09/12/06	17:44	25.4			Sample result is not significantly different from the field trip blank results.
6254038	ONL SD 16M		9/11/06	10:32	09/12/06	17:26	20.5			Sample result is not significantly different from the field trip blank results.

Table B-10 Summary of nitrogen analytical results

UFI Lab ID	Client ID	Triplicate	Sampling Date	Sampling Time	Analysis Date	Analysis Time	N2 (mg/L)	Data Validation Qualifier	Gas Cone % composition	Data Validation Comment
6254039	ONL SD 17M		9/11/06	10:52	09/12/06	17:08	20.3			Sample result is not significantly different from the field trip blank results.
6254040	ONL SD 18M		9/11/06	10:54	09/12/06	16:51	24.7			Sample result is not significantly different from the field trip blank results.
6254041	ONL SD 19M	A	9/11/06	11:05	09/12/06	16:33	20.5			Sample result is not significantly different from the field trip blank results.
6254042	ONL SD 19M	B	9/11/06	11:05	09/12/06	15:58	23.2			Sample result is not significantly different from the field trip blank results.
6254045	ONL SD 7M		9/11/06	9:30	09/13/06	14:20	28.2			Sample result is not significantly different from the field trip blank results.
6254046	ONL SD 8M		9/11/06	9:43	09/13/06	13:55	25.5			Sample result is not significantly different from the field trip blank results.
6261026	ONL SD 18M		9/18/06	14:10	09/20/06	15:48	26.7			Sample result is not significantly different from the field trip blank results.
6261028	ONL SD FIELD TRIP BLAI		9/18/06	7:10	09/20/06	17:08	16.1			
6261030	ONL SD 9M		9/18/06	12:10	09/20/06	16:52	6.7			Sample result is not significantly different from the field trip blank results.
6261031	ONL SD 10M		9/18/06	12:15	09/20/06	16:36	11.1			Sample result is not significantly different from the field trip blank results.
6261032	ONL SD 11M		9/18/06	12:32	09/20/06	16:20	24.3			Sample result is not significantly different from the field trip blank results.
6261033	ONL SD 12M		9/18/06	12:45	09/20/06	16:04	22.5			Sample result is not significantly different from the field trip blank results.
6261034	ONL SD 13M		9/18/06	12:50	09/19/06	15:22	22.7			Sample result is not significantly different from the field trip blank results.
6261035	ONL SD 14M		9/18/06	13:12	09/19/06	14:55	26.7			Sample result is not significantly different from the field trip blank results.
6261036	ONL SD 15M		9/18/06	13:21	09/19/06	14:27	24.7			Sample result is not significantly different from the field trip blank results.
6261037	ONL SD 16M		9/18/06	13:50	09/19/06	14:00	28.3			Sample result is not significantly different from the field trip blank results.
6261038	ONL SD 17M		9/18/06	13:50	09/19/06	13:32	29.8			Sample result is not significantly different from the field trip blank results.

Table B-10 Summary of nitrogen analytical results

UFI Lab ID	Client ID	Triplicate	Sampling Date	Sampling Time	Analysis Date	Analysis Time	N2 (mg/L)	Data Validation Qualifier	Gas Cone % composition	Data Validation Comment
6261039	ONL SD 18M		9/18/06	14:00	09/19/06	13:05	25.2			Sample result is not significantly different from the field trip blank results.
6261040	ONL SD 19M	A	9/18/06	14:30	09/19/06	11:42	25.8			Sample result is not significantly different from the field trip blank results.
6261041	ONL SD 19M	B	9/18/06	14:35	09/19/06	12:37	26.1			Sample result is not significantly different from the field trip blank results.
6261042	ONL SD 19M	C	9/18/06	14:40	09/19/06	12:10	22.1			Sample result is not significantly different from the field trip blank results.
6268009	ONL SD 2M		9/25/06	9:17	10/20/06	9:56	24.5	*J*		Sample analyzed more than 14 days after sample collection; sample result is not significantly different from the field trip blank results.
6268030	ONL SD 18M		9/25/06	11:40	12/01/06	13:39	24.0	*J*		Sample analyzed more than 14 days after sample collection; sample result is not significantly different from the field trip blank results.
6268033	ONL SD 10M		9/25/06	10:10	09/29/06	16:35	23.9			Sample result is not significantly different from the field trip blank results.
6268034	ONL SD 11M		9/25/06	10:15	09/29/06	16:13	17.1			Sample result is not significantly different from the field trip blank results.
6268035	ONL SD 12M		9/25/06	10:27	09/29/06	15:52	18.0			Sample result is not significantly different from the field trip blank results.
6268036	ONL SD 13M		9/25/06	10:36	09/29/06	15:31	17.5			Sample result is not significantly different from the field trip blank results.
6268037	ONL SD 14M		9/25/06	10:46	09/29/06	14:06	17.2			Sample result is not significantly different from the field trip blank results.
6268038	ONL SD 15M		9/25/06	10:56	09/29/06	13:45	17.9			Sample result is not significantly different from the field trip blank results.
6268039	ONL SD 16M		9/25/06	11:10	09/29/06	13:23	16.3			Sample result is not significantly different from the field trip blank results.
6268040	ONL SD 17M		9/25/06	11:22	09/29/06	13:02	17.8			Sample result is not significantly different from the field trip blank results.
6268041	ONL SD 18M		9/25/06	11:40	09/29/06	12:41	14.9			Sample result is not significantly different from the field trip blank results.

Table B-10 Summary of nitrogen analytical results

UFI Lab ID	Client ID	Triplicate	Sampling Date	Sampling Time	Analysis Date	Analysis Time	N2 (mg/L)	Data Validation Qualifier	Gas Cone % composition	Data Validation Comment
6268042	ONL SD 19M	A	9/25/06	11:51	09/29/06	12:20	14.7			Sample result is not significantly different from the field trip blank results.
6268043	ONL SD 19M	B	9/25/06	11:51	09/29/06	11:58	14.1			Sample result is not significantly different from the field trip blank results.
6268044	ONL SD 19M	C	9/25/06	11:51	09/29/06	11:16	19.7			Sample result is not significantly different from the field trip blank results.
6275006	ONL SD 2M		10/2/06	9:25	10/11/06	13:41	26.7	*J*		Sample analyzed between 8-14 days after sample collection; sample result is not significantly different from the field trip blank results.
6275027	ONL SD 18M		10/2/06	12:25	10/11/06	14:04	25.3	*J*		Sample analyzed between 8-14 days after sample collection; sample result is not significantly different from the field trip blank results.
6275029	ONL SD FIELD TRIP BLAI		10/2/06	7:15	10/05/06	14:56	11.3			
6275030	ONL SD 11M		10/2/06	11:00	10/05/06	11:53	18.7			Sample result is not significantly different from the field trip blank results.
6275031	ONL SD 12M		10/2/06	11:15	10/05/06	12:10	19.5			Sample result is not significantly different from the field trip blank results.
6275032	ONL SD 13M		10/2/06	11:20	10/05/06	12:26	14.8			Sample result is not significantly different from the field trip blank results.
6275033	ONL SD 14M		10/2/06	11:27	10/05/06	12:43	21.6			Sample result is not significantly different from the field trip blank results.
6275034	ONL SD 15M		10/2/06	11:40	10/05/06	13:00	19.5			Sample result is not significantly different from the field trip blank results.
6275035	ONL SD 16M		10/2/06	11:50	10/05/06	13:16	20.7			Sample result is not significantly different from the field trip blank results.
6275036	ONL SD 17M		10/2/06	12:00	10/05/06	14:06	18.1			Sample result is not significantly different from the field trip blank results.
6275037	ONL SD 18M		10/2/06	12:25	10/05/06	14:23	14.4			Sample result is not significantly different from the field trip blank results.

Table B-10 Summary of nitrogen analytical results

UFI Lab ID	Client ID	Triplicate	Sampling Date	Sampling Time	Analysis Date	Analysis Time	N2 (mg/L)	Data Validation Qualifier	Gas Cone % composition	Data Validation Comment
6275038	ONL SD 19M	A	10/2/06	12:45	10/05/06	11:03	19.6	*J*		Sample result is not significantly different from the field trip blank results; laboratory duplicate precision criterion exceeded.
6275039	ONL SD 19M	B	10/2/06	12:45	10/05/06	11:36	21.9			Sample result is not significantly different from the field trip blank results.
6275040	ONL SD 19M	C	10/2/06	12:45	10/05/06	11:20	18.7			Sample result is not significantly different from the field trip blank results.
6282008	ONL SD 2M		10/9/06	9:26	10/11/06	13:18	28.8			Sample result is not significantly different from the field trip blank results.
6282029	ONL SD 18M		10/9/06	11:19	10/11/06	12:55	27.7			Sample result is not significantly different from the field trip blank results.
6282031	ONL SD FIELD TRIP BLAI		10/9/06	7:15	10/11/06	16:00	24.1			
6282032	ONL SD 12M		10/9/06	10:18	10/11/06	19:50	20.0			Sample result is not significantly different from the field trip blank results.
6282033	ONL SD 13M		10/9/06	10:28	10/11/06	16:23	27.4			Sample result is not significantly different from the field trip blank results.
6282034	ONL SD 14M		10/9/06	10:35	10/11/06	16:46	23.9			Sample result is not significantly different from the field trip blank results.
6282035	ONL SD 15M		10/9/06	10:43	10/11/06	17:55	25.1			Sample result is not significantly different from the field trip blank results.
6282036	ONL SD 16M		10/9/06	11:50	10/11/06	18:18	23.2			Sample result is not significantly different from the field trip blank results.
6282037	ONL SD 17M		10/9/06	11:08	10/11/06	19:27	19.0			Sample result is not significantly different from the field trip blank results.
6282038	ONL SD 18M		10/9/06	11:14	12/01/06	11:47	8.4	*J*		Sample analyzed more than 14 days after sample collection; sample result is not significantly different from the field trip blank results.
6282039	ONL SD 19M	A	10/9/06	11:30	10/11/06	20:13	22.6			Sample result is not significantly different from the field trip blank results.
6282040	ONL SD 19M	B	10/9/06	11:30	10/11/06	17:32	17.5			Sample result is not significantly different from the field trip blank results.

Table B-10 Summary of nitrogen analytical results

UFI Lab ID	Client ID	Triplicate	Sampling Date	Sampling Time	Analysis Date	Analysis Time	N2 (mg/L)	Data Validation Qualifier	Gas Cone % composition	Data Validation Comment
6282041	ONL SD 19M	C	10/9/06	11:30	10/11/06	17:09	22.6	*J*		Sample result is not significantly different from the field trip blank results; laboratory duplicate precision criterion exceeded.
6289006	ONL SD 2M		10/16/06	9:40	10/20/06	10:14	23.7			Sample result is not significantly different from the field trip blank results.
6289026	ONL SD 17M		10/16/06	11:15	10/20/06	11:27	22.8			Sample result is not significantly different from the field trip blank results.
6289030	ONL SD 18M		10/16/06	11:39	10/20/06	10:32	19.4			Sample result is not significantly different from the field trip blank results.
6289031	ONL SD 19M	A	10/16/06	11:50	10/20/06	11:09	18.2			Sample result is not significantly different from the field trip blank results.
6289032	ONL SD 19M	B	10/16/06	11:50	10/20/06	10:50	22.7			Sample result is not significantly different from the field trip blank results.
6305006	ONL SD 2M		11/1/06	9:10	11/06/06	15:42	28.9			Sample result is not significantly different from the field trip blank results.
6305016	ONL SD 18M		11/1/06	10:46	11/06/06	15:36	32.2			Sample result is not significantly different from the field trip blank results.
6318129	ONL SD 2M		11/14/06	10:10	11/17/06	17:45	28.8			Sample result is not significantly different from the field trip blank results.
6318139	ONL SD 18M		11/14/06	11:00	11/17/06	18:10	28.8			Sample result is not significantly different from the field trip blank results.
6331006	ONL SD 2M		11/27/06	8:40	12/01/06	13:11	28.1			Sample result is not significantly different from the field trip blank results.
6331016	ONL SD 18M		11/27/06	10:00	12/01/06	11:19	27.5			Sample result is not significantly different from the field trip blank results.
6144034	ONL SD Gas Cone		5/24/06	11:00	05/30/06	15:05	938.0		93.1%	
6150029	ONL SD Gas Cone	A	5/30/06	8:55	05/30/06	15:00	957.4		97.1%	
6163036	ONL SD Gas Cone	A	6/12/06	8:18	06/16/06	16:08	23.3		81.1%	Sample result is not significantly different from the field trip blank results.
6170029	ONL SD Gas Cone	A	6/19/06	8:30	06/20/06	15:37	297.8		28.1%	
6177046	ONL SD Gas Cone		6/26/06	9:17	06/29/06	15:30	317.6		33.2%	
6185050	ONL SD Gas Cone		7/4/06	8:51	07/05/06	16:12	226.9		22.5%	
6198052	ONL SD Gas Cone		7/17/06	14:32	07/18/06	17:30	907.7		94.0%	
6205053	ONL SD Gas Cone		7/24/06	8:45	07/25/06	18:36	874.9		85.0%	

Table B-10 Summary of nitrogen analytical results

UFI Lab ID	Client ID	Triplicate	Sampling Date	Sampling Time	Analysis Date	Analysis Time	N2 (mg/L)	Data Validation Qualifier	Gas Cone % composition	Data Validation Comment
6226035	ONL SD Gas Cone		8/14/06	8:35	08/15/06	10:32	683.7		68.0%	
6233053	ONL SD Gas Cone		8/21/06	8:00	08/22/06	16:26	234.1		22.3%	
6241063	ONL SD Gas Cone		8/29/06	8:41	08/30/06	11:15	298.6		30.6%	
6248053	ONL SD Gas Cone		9/5/06	9:35	09/06/06	12:46	650.9		79.5%	
6254044	ONL SD Gas Cone		9/11/06	8:30	09/12/06	9:45	576.9		59.1%	
6261043	ONL SD Gas Cone		9/18/06	10:30	09/19/06	10:47	671.5		65.1%	
6261050	ONL SD Gas Cone		9/18/06	10:30	09/20/06	15:00	311.0			
6268051	ONL SD Gas Cone		9/25/06	8:30	09/29/06	10:33	791.8		53.6%	
6268052	ONL SD Gas Cone		9/25/06	8:30	09/29/06	16:56	511.1			
6275041	ONL SD Gas Cone		10/2/06	8:45	10/05/06	10:13	567.8		59.7%	
6282042	ONL SD Gas Cone		10/9/06	8:30	10/11/06	14:27	871.9		86.7%	
6289034	ONL SD Gas Cone		10/16/06	9:00	10/20/06	13:53	967.6		100.0%	
6296035	ONL SD Gas Cone		10/23/06	8:40	11/06/06	15:24	906.8	*J*	100.0%	Sample analyzed between 8-14 days after sample collection.
6305017	ONL SD Gas Cone		11/1/06	8:31	11/17/06	16:05	891.4	*J*	99.9%	Sample analyzed more than 14 days after sample collection.
6318146	ONL SD Gas Cone		11/14/06	8:55	11/17/06	16:55	877.2		95.1%	

Note: Trace quantities (<1%) of carbon dioxide were detected in all gas cone samples.
Gas cone composition data is only useful when the case cone was deployed in anoxic waters (June 19 through October 9) and CH_4 remained in the reduced form.

J - estimated

Table B-11a. Summary of sulfide analytical results by ion selective electrode

UFI Lab ID	Client ID	Triplicate	Sampling Date	Sampling Time	Analysis Date	Analysis Time	Sulfide (ug/L)	Data Validation Qualifier	Data Validation Comment
6163045	ONL SD FIELD TRIP BLANK		6/12/2006	7:00	6/12/2006	12:08	32	*U*	
6163031	ONL SD 17M		6/12/2006	10:45	6/12/2006	12:11	32	*U*	
6163032	ONL SD 18M		6/12/2006	10:49	6/12/2006	12:14	32	*U*	
6163033	ONL SD 19M	A	6/12/2006	11:03	6/12/2006	12:17	32	*U*	
6163034	ONL SD 19M	B	6/12/2006	11:03	6/12/2006	12:20	32	*U*	
6163035	ONL SD 19M	C	6/12/2006	11:03	6/12/2006	12:23	32	*U*	
6170045	ONL SD FIELD TRIP BLANK		6/19/2006	7:15	6/20/2006	11:07			Sample not analyzed due to laboratory error.
6170032	ONL SD 15M		6/19/2006	10:50	6/20/2006	15:42	32	*U*	
6170033	ONL SD 16M		6/19/2006	11:00	6/20/2006	14:23	32	*U*	
6170034	ONL SD 17M		6/19/2006	11:15	6/20/2006	16:21	32	*U*	
6170035	ONL SD 18M		6/19/2006	11:20	6/20/2006	13:44	32	*U*	
6170036	ONL SD 19M	A	6/19/2006	11:35	6/20/2006	11:46	32	*U*	
6170037	ONL SD 19M	B	6/19/2006	11:35	6/20/2006	12:26	32	*U*	
6170038	ONL SD 19M	C	6/19/2006	11:35	6/20/2006	13:05	32	*U*	
6177029	ONL SD FIELD TRIP BLANK		6/26/2006	7:30	6/27/2006	15:14	32	*U*	
6177037	ONL SD 13M		6/26/2006	11:43	6/27/2006	14:46	32	*U*	
6177038	ONL SD 14M		6/26/2006	11:50	6/27/2006	14:18	32	*U*	
6177039	ONL SD 15M		6/26/2006	11:55	6/27/2006	13:50	32	*U*	
6177040	ONL SD 16M		6/26/2006	12:02	6/27/2006	12:54	32	*U*	
6177041	ONL SD 17M		6/26/2006	12:15	6/27/2006	12:26	32	*U*	
6177042	ONL SD 18M		6/26/2006	12:25	6/27/2006	11:58	32	*U*	
6177043	ONL SD 19M	A	6/26/2006	12:35	6/27/2006	10:34	32	*U*	
6177044	ONL SD 19M	B	6/26/2006	12:35	6/27/2006	11:02	32	*U*	
6177045	ONL SD 19M	C	6/26/2006	12:35	6/27/2006	11:30	32	*U*	
6185029	ONL SD FIELD TRIP BLANK		7/4/2006	7:00	7/5/2006	10:54	32	*U*	
6185034	ONL SD 12M		7/4/2006	11:24	7/5/2006	16:03	32	*U*	
6185035	ONL SD 13M		7/4/2006	11:29	7/5/2006	15:35	32	*U*	
6185036	ONL SD 14M		7/4/2006	11:46	7/5/2006	15:07	32	*U*	
6185037	ONL SD 15M		7/4/2006	11:49	7/5/2006	14:39	32	*U*	
6185038	ONL SD 16M		7/4/2006	11:53	7/5/2006	14:11	32	*U*	
6185039	ONL SD 17M		7/4/2006	11:57	7/5/2006	13:15	32	*U*	
6185040	ONL SD 18M		7/4/2006	12:00	7/5/2006	12:46	32	*U*	
6185041	ONL SD 19M	A	7/4/2006	12:18	7/5/2006	11:22	32	*U*	
6185042	ONL SD 19M	B	7/4/2006	12:18	7/5/2006	11:50	32	*U*	
6185043	ONL SD 19M	C	7/4/2006	12:18	7/5/2006	12:18	32	*U*	
6191057	ONL SD FIELD TRIP BLANK		7/10/2006	7:30	7/11/2006	16:25	32	*U*	
6191066	ONL SD 16M		7/10/2006	11:42	7/11/2006	16:06	32	*U*	
6191067	ONL SD 17M		7/10/2006	11:55	7/11/2006	15:27	32	*U*	

Table B-11a. Summary of sulfide analytical results by ion selective electrode

UFI Lab ID	Client ID	Triplicate	Sampling Date	Sampling Time	Analysis Date	Analysis Time	Sulfide (ug/L)	Data Validation Qualifier	Data Validation Comment
6191068	ONL SD 18M		7/10/2006	12:02	7/11/2006	15:07	32	*U*	
6191069	ONL SD 19M	A	7/10/2006	12:20	7/11/2006	14:08	32	*U*	
6191070	ONL SD 19M	B	7/10/2006	12:20	7/11/2006	14:28	32	*U*	
6191071	ONL SD 19M	C	7/10/2006	12:20	7/11/2006	14:47	32	*U*	
6198031	ONL SD FIELD TRIP BLANK		7/17/2006	6:40	7/18/2006	11:54	32	*UJ*	Instrument calibration curve did not meet criteria.
6198032	ONL SD 8M		7/17/2006	10:20	7/19/2006	12:18	32	*UJ*	Instrument calibration curve did not meet criteria.
6198033	ONL SD 9M		7/17/2006	10:28	7/19/2006	11:52	32	*UJ*	Instrument calibration curve did not meet criteria.
6198034	ONL SD 10M		7/17/2006	10:41	7/19/2006	11:27	32	*UJ*	Instrument calibration curve did not meet criteria.
6198035	ONL SD 11M		7/17/2006	10:50	7/18/2006	18:30	32	*UJ*	Instrument calibration curve did not meet criteria.
6198036	ONL SD 12M		7/17/2006	10:57	7/18/2006	17:57	32	*UJ*	Instrument calibration curve did not meet criteria.
6198037	ONL SD 13M		7/17/2006	11:04	7/18/2006	17:24	32	*UJ*	Instrument calibration curve did not meet criteria.
6198038	ONL SD 14M		7/17/2006	11:11	7/18/2006	16:51	32	*UJ*	Instrument calibration curve did not meet criteria.
6198039	ONL SD 15M		7/17/2006	11:15	7/18/2006	16:18	32	*UJ*	Instrument calibration curve did not meet criteria.
6198040	ONL SD 16M		7/17/2006	11:25	7/18/2006	15:45	32	*UJ*	Instrument calibration curve did not meet criteria.
6198041	ONL SD 17M		7/17/2006	11:33	7/18/2006	14:39	32	*UJ*	Instrument calibration curve did not meet criteria.
6198042	ONL SD 18M		7/17/2006	11:39	7/18/2006	14:06	32	*UJ*	Instrument calibration curve did not meet criteria.
6198043	ONL SD 19M	A	7/17/2006	11:51	7/18/2006	12:27	32	*UJ*	Instrument calibration curve did not meet criteria.
6198044	ONL SD 19M	B	7/17/2006	11:53	7/18/2006	13:00	32	*UJ*	Instrument calibration curve did not meet criteria.
6198045	ONL SD 19M	C	7/17/2006	11:56	7/18/2006	13:33	32	*UJ*	Instrument calibration curve did not meet criteria.
6205033	ONL SD FIELD TRIP BLANK		7/24/2006	7:10	7/26/2006	11:40	32	*UJ*	Instrument calibration curve did not meet criteria.
6205038	ONL SD 10M		7/24/2006	10:45	7/26/2006	17:52	32	*UJ*	Instrument calibration curve did not meet criteria.
6205039	ONL SD 11M		7/24/2006	10:55	7/26/2006	17:24	32	*UJ*	Instrument calibration curve did not meet criteria.
6205040	ONL SD 12M		7/24/2006	11:02	7/26/2006	16:55	32	*UJ*	Instrument calibration curve did not meet criteria.
6205041	ONL SD 13M		7/24/2006	11:15	7/26/2006	16:26	32	*UJ*	Instrument calibration curve did not meet criteria.
6205042	ONL SD 14M		7/24/2006	11:25	7/26/2006	15:58	32	*UJ*	Instrument calibration curve did not meet criteria.
6205043	ONL SD 15M		7/24/2006	11:35	7/26/2006	15:29	32	*UJ*	Instrument calibration curve did not meet criteria.
6205044	ONL SD 16M		7/24/2006	11:42	7/26/2006	15:01	32	*UJ*	Instrument calibration curve did not meet criteria.
6205045	ONL SD 17M		7/24/2006	12:14	7/26/2006	14:32	32	*UJ*	Instrument calibration curve did not meet criteria.
6205046	ONL SD 18M		7/24/2006	12:18	7/26/2006	13:35	32	*UJ*	Instrument calibration curve did not meet criteria.
6205049	ONL SD 19M	C	7/24/2006	12:40	7/26/2006	13:06	103		
6205047	ONL SD 19M	A	7/24/2006	12:40	7/26/2006	12:09	117		
6205048	ONL SD 19M	B	7/24/2006	12:40	7/26/2006	12:38	131		
6212039	ONL SD 15M		7/31/2006	11:10	8/3/2006	15:33	32	*UJ*	Instrument calibration curve did not meet criteria.
6212040	ONL SD 16M		7/31/2006	11:20	8/3/2006	14:06	32	*UJ*	Instrument calibration curve did not meet criteria.
6212041	ONL SD 17M		7/31/2006	11:30	8/3/2006	13:23	32	*UJ*	Instrument calibration curve did not meet criteria.
6212042	ONL SD 18M		7/31/2006	11:40	8/3/2006	12:40	32	*UJ*	Instrument calibration curve did not meet criteria.
6212043	ONL SD 19M	A	7/31/2006	11:50	8/2/2006	14:42	32	*U*	
6212044	ONL SD 19M	B	7/31/2006	12:00	8/2/2006	15:17	32	*U*	

Table B-11a. Summary of sulfide analytical results by ion selective electrode

UFI Lab ID	Client ID	Triplicate	Sampling Date	Sampling Time	Analysis Date	Analysis Time	Sulfide (ug/L)	Data Validation Qualifier	Data Validation Comment
6212045	ONL SD 19M	C	7/31/2006	12:10	8/2/2006	15:51	32	*U*	
6219037	ONL SD FIELD TRIP BLANK		8/7/2006	7:20	8/9/2006	10:57	32	*U*	
6219045	ONL SD 13M		8/7/2006	12:45	8/10/2006	13:34	32	*U*	
6219046	ONL SD 14M		8/7/2006	12:50	8/10/2006	12:02	32	*U*	
6219047	ONL SD 15M		8/7/2006	13:04	8/10/2006	11:01	32	*U*	
6219048	ONL SD 16M		8/7/2006	13:20	8/9/2006	13:31	32	*U*	
6219049	ONL SD 17M		8/7/2006	13:35	8/9/2006	12:47	368		
6219050	ONL SD 18M		8/7/2006	13:42	8/9/2006	12:25	585		
6219051	ONL SD 19M	A	8/7/2006	13:55	8/9/2006	11:19	1092		
6219052	ONL SD 19M	B	8/7/2006	14:00	8/9/2006	11:41	719		
6219053	ONL SD 19M	C	8/7/2006	14:10	8/9/2006	12:03	775		
6226036	ONL SD FIELD TRIP BLANK		8/14/2006	7:15	8/15/2006	11:30	32	*U*	
6226037	ONL SD 6M		8/14/2006	10:10	8/16/2006	14:55	32	*U*	
6226038	ONL SD 7M		8/14/2006	10:20	8/16/2006	14:33	32	*U*	
6226039	ONL SD 8M		8/14/2006	10:30	8/16/2006	14:11	32	*U*	
6226040	ONL SD 9M		8/14/2006	10:39	8/16/2006	13:50	32	*U*	
6226041	ONL SD 10M		8/14/2006	10:50	8/16/2006	13:06	32	*U*	
6226042	ONL SD 11M		8/14/2006	11:09	8/16/2006	11:40	32	*U*	
6226043	ONL SD 12M		8/14/2006	11:20	8/16/2006	11:18	32	*U*	
6226044	ONL SD 13M		8/14/2006	11:32	8/16/2006	10:56	32	*U*	
6226045	ONL SD 14M		8/14/2006	11:40	8/16/2006	10:35	32	*U*	
6226046	ONL SD 15M		8/14/2006	12:00	8/15/2006	15:44	32	*U*	
6226047	ONL SD 16M		8/14/2006	12:15	8/15/2006	14:28	32	*U*	
6226048	ONL SD 17M		8/14/2006	12:38	8/15/2006	13:37	32	*U*	
6226049	ONL SD 18M		8/14/2006	12:50	8/15/2006	13:12	30	*J*	Result less than method reporting limit.
6226050	ONL SD 19M	A	8/14/2006	12:59	8/15/2006	11:56	645		
6226052	ONL SD 19M	C	8/14/2006	12:59	8/15/2006	12:46	669		
6226051	ONL SD 19M	B	8/14/2006	12:59	8/15/2006	12:21	822		
6233030	ONL SD FIELD TRIP BLANK		8/21/2006	7:20	8/22/2006	11:47	32	*U*	
6233031	ONL SD 6M		8/21/2006	9:20	8/23/2006	15:41	32	*UJ*	Instrument calibration curve did not meet criteria.
6233032	ONL SD 7M		8/21/2006	9:27	8/23/2006	15:17	32	*UJ*	Instrument calibration curve did not meet criteria.
6233033	ONL SD 8M		8/21/2006	9:37	8/23/2006	14:53	32	*UJ*	Instrument calibration curve did not meet criteria.
6233034	ONL SD 9M		8/21/2006	9:45	8/23/2006	14:04	32	*UJ*	Instrument calibration curve did not meet criteria.
6233035	ONL SD 10M		8/21/2006	9:50	8/23/2006	13:40	32	*UJ*	Instrument calibration curve did not meet criteria.
6233036	ONL SD 11M		8/21/2006	10:00	8/23/2006	13:16	32	*UJ*	Instrument calibration curve did not meet criteria.
6233037	ONL SD 12M		8/21/2006	10:10	8/22/2006	16:47	32	*U*	
6233038	ONL SD 13M		8/21/2006	10:16	8/22/2006	16:25	32	*U*	
6233039	ONL SD 14M		8/21/2006	10:25	8/22/2006	15:21	32	*U*	

Table B-11a. Summary of sulfide analytical results by ion selective electrode

UFI Lab ID	Client ID	Triplicate	Sampling Date	Sampling Time	Analysis Date	Analysis Time	Sulfide (ug/L)	Data Validation Qualifier	Data Validation Comment
6233040	ONL SD 15M		8/21/2006	10:36	8/22/2006	15:00	32	*U*	
6233041	ONL SD 16M		8/21/2006	10:40	8/22/2006	14:38	32	*U*	
6233042	ONL SD 17M		8/21/2006	10:55	8/22/2006	13:34	32	*U*	
6233043	ONL SD 18M		8/21/2006	11:05	8/22/2006	13:12	32	*U*	
6233045	ONL SD 19M	B	8/21/2006	11:15	8/22/2006	12:30	602		
6233046	ONL SD 19M	C	8/21/2006	11:15	8/22/2006	12:51	819		
6233044	ONL SD 19M	A	8/21/2006	11:15	8/22/2006	12:08	835		
6241064	ONL SD FIELD TRIP BLANK		8/29/2006	7:00	8/31/2006	11:52	32	*U*	
6241065	ONL SD 7M		8/29/2006	9:51	9/1/2006	15:55	32	*U*	
6241067	ONL SD 9M		8/29/2006	9:56	9/1/2006	14:50	32	*U*	
6241066	ONL SD 8M		8/29/2006	9:56	9/1/2006	15:22	32	*U*	
6241068	ONL SD 10M		8/29/2006	10:07	9/1/2006	14:17	32	*U*	
6241069	ONL SD 11M		8/29/2006	10:12	9/1/2006	13:45	32	*U*	
6241070	ONL SD 12M		8/29/2006	10:16	8/31/2006	16:21	32	*U*	
6241071	ONL SD 13M		8/29/2006	10:21	8/31/2006	15:56	32	*U*	
6241072	ONL SD 14M		8/29/2006	10:26	8/31/2006	15:32	32	*U*	
6241073	ONL SD 15M		8/29/2006	10:31	8/31/2006	15:07	32	*U*	
6241074	ONL SD 16M		8/29/2006	10:36	8/31/2006	14:19	32	*U*	
6241075	ONL SD 17M		8/29/2006	10:41	8/31/2006	13:54	32	*U*	
6241076	ONL SD 18M		8/29/2006	10:45	8/31/2006	13:30	777		
6241077	ONL SD 19M	A	8/29/2006	11:00	8/31/2006	12:17	2263		
6241078	ONL SD 19M	B	8/29/2006	11:00	8/31/2006	12:41	2373		
6241079	ONL SD 19M	C	8/29/2006	11:00	8/31/2006	13:05	2853		
6248040	ONL SD FIELD TRIP BLANK		9/5/2006	7:15	9/6/2006	10:30	32	*U*	
6248041	ONL SD 10M		9/5/2006	10:00	9/6/2006	16:32	32	*U*	
6248043	ONL SD 12M		9/5/2006	10:05	9/6/2006	15:24	32	*U*	
6248042	ONL SD 11M		9/5/2006	10:08	9/6/2006	16:09	32	*U*	
6248044	ONL SD 13M		9/5/2006	10:26	9/6/2006	14:39	32	*U*	
6248045	ONL SD 14M		9/5/2006	10:41	9/6/2006	13:53	32	*U*	
6248046	ONL SD 15M		9/5/2006	10:50	9/6/2006	13:08	32	*U*	
6248047	ONL SD 16M		9/5/2006	11:08	9/6/2006	12:46	32	*U*	
6248048	ONL SD 17M		9/5/2006	11:13	9/6/2006	12:23	32	*U*	
6248049	ONL SD 18M		9/5/2006	11:30	9/6/2006	12:00	2313		
6248051	ONL SD 19M	B	9/5/2006	11:30	9/6/2006	11:15	3527		
6248052	ONL SD 19M	C	9/5/2006	11:30	9/6/2006	11:38	3575		
6248050	ONL SD 19M	A	9/5/2006	11:30	9/6/2006	10:53	3599		
6254034	ONL SD 12M		9/11/2006	10:05	9/13/2006	15:20	32	*U*	
6254035	ONL SD 13M		9/11/2006	10:14	9/13/2006	16:10	32	*U*	

Table B-11a. Summary of sulfide analytical results by ion selective electrode

UFI Lab ID	Client ID	Triplicate	Sampling Date	Sampling Time	Analysis Date	Analysis Time	Sulfide (ug/L)	Data Validation Qualifier	Data Validation Comment
6254036	ONL SD 14M		9/11/2006	10:19	9/13/2006	14:30	32	*U*	
6254037	ONL SD 15M		9/11/2006	10:28	9/13/2006	13:40	32	*U*	
6254038	ONL SD 16M		9/11/2006	10:32	9/12/2006	13:00	32	*U*	
6254039	ONL SD 17M		9/11/2006	10:52	9/12/2006	13:30	32	*U*	
6254040	ONL SD 18M		9/11/2006	10:54	9/12/2006	14:00	1602		
6254041	ONL SD 19M	A	9/11/2006	11:05	9/12/2006	15:30	3982		
6254043	ONL SD 19M	C	9/11/2006	11:05	9/12/2006	17:00	4178		
6254042	ONL SD 19M	B	9/11/2006	11:05	9/12/2006	16:30	4323		
6261028	ONL SD FIELD TRIP BLANK		9/18/2006	7:10	9/20/2006	6:33	32	*U*	
6261033	ONL SD 12M		9/18/2006	12:45	9/20/2006	6:45	32	*U*	
6261034	ONL SD 13M		9/18/2006	12:50	9/20/2006	6:56	32	*U*	
6261035	ONL SD 14M		9/18/2006	13:12	9/20/2006	7:07	32	*U*	
6261036	ONL SD 15M		9/18/2006	13:21	9/20/2006	7:18	32	*U*	
6261037	ONL SD 16M		9/18/2006	13:50	9/20/2006	7:30	32	*U*	
6261038	ONL SD 17M		9/18/2006	13:50	9/20/2006	7:41	52	*J*	Associated CCV recovery above criterion; result less than lowest calibration standard.
6261039	ONL SD 18M		9/18/2006	14:00	9/20/2006	8:15	711	*J*	Associated CCV recovery above criterion
6261041	ONL SD 19M	B	9/18/2006	14:35	9/20/2006	8:37	3637	*J*	Associated CCV recovery above criterion
6261042	ONL SD 19M	C	9/18/2006	14:40	9/20/2006	8:26	3772	*J*	Associated CCV recovery above criterion
6268032	ONL SD FIELD TRIP BLANK		9/25/2006	7:15	9/29/2006	3:17	32	*U*	
6268034	ONL SD 11M		9/25/2006	10:15	9/29/2006	3:35	32	*U*	
6268035	ONL SD 12M		9/25/2006	10:27	9/29/2006	3:52	32	*U*	
6268036	ONL SD 13M		9/25/2006	10:36	9/29/2006	4:10	32	*U*	
6268038	ONL SD 15M		9/25/2006	10:56	9/29/2006	5:21	330		
6268039	ONL SD 16M		9/25/2006	11:10	9/29/2006	5:38	710		
6268040	ONL SD 17M		9/25/2006	11:22	9/29/2006	5:56	1271		
6268041	ONL SD 18M		9/25/2006	11:40	9/29/2006	6:31	1170		
6268042	ONL SD 19M	A	9/25/2006	11:51	9/29/2006	7:24	2294		
6268044	ONL SD 19M	C	9/25/2006	11:51	9/29/2006	6:49	2452		
6268043	ONL SD 19M	B	9/25/2006	11:51	9/29/2006	7:07	2556		
6275029	ONL SD FIELD TRIP BLANK		10/2/2006	7:15	10/5/2006	3:00	32	*U*	
6275030	ONL SD 11M		10/2/2006	11:00	10/5/2006	6:00	32	*U*	
6275031	ONL SD 12M		10/2/2006	11:15	10/5/2006	5:45	32	*U*	
6275033	ONL SD 14M		10/2/2006	11:27	10/5/2006	4:45	32	*U*	
6275033	ONL SD 14M		10/2/2006	11:27	10/5/2006	5:30	32	*U*	
6275034	ONL SD 15M		10/2/2006	11:40	10/5/2006	5:15	45	*J*	Result less than lowest calibration standard.
6275035	ONL SD 16M		10/2/2006	11:50	10/5/2006	5:00	229	*J*	Result less than lowest calibration standard.
6275036	ONL SD 17M		10/2/2006	12:00	10/5/2006	4:00	731		

Table B-11a. Summary of sulfide analytical results by ion selective electrode

UFI Lab ID	Client ID	Triplicate	Sampling Date	Sampling Time	Analysis Date	Analysis Time	Sulfide (ug/L)	Data Validation Qualifier	Data Validation Comment
6275037	ONL SD 18M		10/2/2006	12:25	10/5/2006	3:45	1283		
6275038	ONL SD 19M	A	10/2/2006	12:45	10/5/2006	7:30	1490		
6275038	ONL SD 19M	A	10/2/2006	12:45	10/5/2006	3:15	1557		
6275040	ONL SD 19M	C	10/2/2006	12:45	10/5/2006	6:30	1557		
6275039	ONL SD 19M	B	10/2/2006	12:45	10/5/2006	6:15	1598		
6282031	ONL SD FIELD TRIP BLANK		10/9/2006	7:15	10/11/2006	15:05	32	*U*	
6282032	ONL SD 12M		10/9/2006	10:18	10/11/2006	19:25	32	*U*	
6282033	ONL SD 13M		10/9/2006	10:28	10/11/2006	15:26	32	*U*	
6282034	ONL SD 14M		10/9/2006	10:35	10/11/2006	16:31	32	*U*	
6282035	ONL SD 15M		10/9/2006	10:43	10/11/2006	16:53	467		
6282037	ONL SD 17M		10/9/2006	11:08	10/11/2006	17:58	1117		
6282038	ONL SD 18M		10/9/2006	11:14	10/11/2006	19:46	1213		
6282040	ONL SD 19M	B	10/9/2006	11:30	10/11/2006	16:10	277		
6282041	ONL SD 19M	C	10/9/2006	11:30	10/11/2006	15:48	319		
6282039	ONL SD 19M	A	10/9/2006	11:30	10/11/2006	20:08	342		
6282036	ONL SD 16M		10/9/2006	11:50	10/11/2006	17:15	584		

Note: CCV - continuing calibration verification
J - estimated
U - undetected at given detection limit

Table B-11b. Summary of sulfide analytical results by titration

UFI Lab ID	Client ID	Triplicate	Sampling Date	Sampling Time	Analysis Date	Analysis Time	Sulfide (mg/L)	Data Validation Qualifier	Data Validation Comment
6163031	ONL SD 17M		6/12/2006	10:45	6/13/2006	13:50	1.0	*U*	Draft data used for comparison to historical measurements.
6163032	ONL SD 18M		6/12/2006	10:49	6/13/2006	13:40	1.0	*U*	Draft data used for comparison to historical measurements.
6163033	ONL SD 19M	A	6/12/2006	11:03	6/13/2006	13:30	1.0	*U*	Draft data used for comparison to historical measurements.
6163034	ONL SD 19M	B	6/12/2006	11:03	6/13/2006	13:20	1.0	*U*	Draft data used for comparison to historical measurements.
6163035	ONL SD 19M	C	6/12/2006	11:03	6/13/2006	13:10	1.0	*U*	Draft data used for comparison to historical measurements.
6163045	ONL SD FIELD TRIP BLANK		6/12/2006	7:00	6/13/2006	14:00	1.0	*U*	Draft data used for comparison to historical measurements.
6170030	ONL SD 13M		6/19/2006	10:29	6/21/2006	12:54	1.0	*U*	Draft data used for comparison to historical measurements.
6170031	ONL SD 14M		6/19/2006	10:37	6/21/2006	12:48	1.0	*U*	Draft data used for comparison to historical measurements.
6170032	ONL SD 15M		6/19/2006	10:50	6/21/2006	12:42	1.0	*U*	Draft data used for comparison to historical measurements.
6170033	ONL SD 16M		6/19/2006	11:00	6/21/2006	12:36	1.0	*U*	Draft data used for comparison to historical measurements.
6170034	ONL SD 17M		6/19/2006	11:15	6/21/2006	12:30	1.0	*U*	Draft data used for comparison to historical measurements.
6170035	ONL SD 18M		6/19/2006	11:20	6/21/2006	12:24	1.0	*U*	Draft data used for comparison to historical measurements.
6170036	ONL SD 19M	A	6/19/2006	11:35	6/21/2006	12:18	1.0	*U*	Draft data used for comparison to historical measurements.
6170037	ONL SD 19M	B	6/19/2006	11:35	6/21/2006	12:12	1.0	*U*	Draft data used for comparison to historical measurements.
6170038	ONL SD 19M	C	6/19/2006	11:35	6/21/2006	12:06	1.0	*U*	Draft data used for comparison to historical measurements.
6170045	ONL SD FIELD TRIP BLANK		6/19/2006	7:15	6/21/2006	13:00	1.0	*U*	Draft data used for comparison to historical measurements.

Table B-11b. Summary of sulfide analytical results by titration

UFI Lab ID	Client ID	Triplicate	Sampling Date	Sampling Time	Analysis Date	Analysis Time	Sulfide (mg/L)	Data Validation Qualifier	Data Validation Comment
6177029	ONL SD FIELD TRIP BLANK		6/26/2006	7:30	6/29/2006	18:30	1.0	*U*	Draft data used for comparison to historical measurements.
6177034	ONL SD 10M		6/26/2006	11:10	6/29/2006	18:20	1.0	*U*	Draft data used for comparison to historical measurements.
6177035	ONL SD 11M		6/26/2006	11:25	6/29/2006	18:11	1.0	*U*	Draft data used for comparison to historical measurements.
6177036	ONL SD 12M		6/26/2006	11:30	6/29/2006	18:02	1.0	*U*	Draft data used for comparison to historical measurements.
6177037	ONL SD 13M		6/26/2006	11:43	6/29/2006	17:53	1.0	*U*	Draft data used for comparison to historical measurements.
6177038	ONL SD 14M		6/26/2006	11:50	6/29/2006	17:43	1.0	*U*	Draft data used for comparison to historical measurements.
6177039	ONL SD 15M		6/26/2006	11:55	6/29/2006	17:34	1.0	*U*	Draft data used for comparison to historical measurements.
6177040	ONL SD 16M		6/26/2006	12:02	6/29/2006	17:25	1.0	*U*	Draft data used for comparison to historical measurements.
6177041	ONL SD 17M		6/26/2006	12:15	6/29/2006	17:16	1.0	*U*	Draft data used for comparison to historical measurements.
6177042	ONL SD 18M		6/26/2006	12:25	6/29/2006	17:06	1.0	*U*	Draft data used for comparison to historical measurements.
6177043	ONL SD 19M	A	6/26/2006	12:35	6/29/2006	16:57	1.0	*U*	Draft data used for comparison to historical measurements.
6177044	ONL SD 19M	B	6/26/2006	12:35	6/29/2006	16:48	1.0	*U*	Draft data used for comparison to historical measurements.
6177045	ONL SD 19M	C	6/26/2006	12:35	6/29/2006	16:39	1.0	*U*	Draft data used for comparison to historical measurements.
6185029	ONL SD FIELD TRIP BLANK		7/4/2006	7:00	7/5/2006	17:15	1.0	*U*	Draft data used for comparison to historical measurements.
6185030	ONL SD 8M		7/4/2006	10:56	7/5/2006	17:09	1.0	*U*	Draft data used for comparison to historical measurements.
6185031	ONL SD 9M		7/4/2006	11:00	7/5/2006	17:03	1.0	*U*	Draft data used for comparison to historical measurements.

Table B-11b. Summary of sulfide analytical results by titration

UFI Lab ID	Client ID	Triplicate	Sampling Date	Sampling Time	Analysis Date	Analysis Time	Sulfide (mg/L)	Data Validation Qualifier	Data Validation Comment
6185032	ONL SD 10M		7/4/2006	11:05	7/5/2006	16:57	1.0	*U*	Draft data used for comparison to historical measurements.
6185033	ONL SD 11M		7/4/2006	11:15	7/5/2006	16:51	1.0	*U*	Draft data used for comparison to historical measurements.
6185034	ONL SD 12M		7/4/2006	11:24	7/5/2006	16:45	1.0	*U*	Draft data used for comparison to historical measurements.
6185035	ONL SD 13M		7/4/2006	11:29	7/5/2006	16:39	1.0	*U*	Draft data used for comparison to historical measurements.
6185036	ONL SD 14M		7/4/2006	11:46	7/5/2006	16:33	1.0	*U*	Draft data used for comparison to historical measurements.
6185037	ONL SD 15M		7/4/2006	11:49	7/5/2006	16:27	1.0	*U*	Draft data used for comparison to historical measurements.
6185038	ONL SD 16M		7/4/2006	11:53	7/5/2006	16:21	1.0	*U*	Draft data used for comparison to historical measurements.
6185039	ONL SD 17M		7/4/2006	11:57	7/5/2006	16:15	1.0	*U*	Draft data used for comparison to historical measurements.
6185040	ONL SD 18M		7/4/2006	12:00	7/5/2006	16:09	1.0	*U*	Draft data used for comparison to historical measurements.
6185041	ONL SD 19M	A	7/4/2006	12:18	7/5/2006	16:03	1.0	*U*	Draft data used for comparison to historical measurements.
6185042	ONL SD 19M	B	7/4/2006	12:18	7/5/2006	15:57	1.0	*U*	Draft data used for comparison to historical measurements.
6185043	ONL SD 19M	C	7/4/2006	12:18	7/5/2006	15:51	1.0	*U*	Draft data used for comparison to historical measurements.
6191057	ONL SD FIELD TRIP BLANK		7/3/2006						Sample not analyzed.
6191058	ONL SD 8M		7/4/2006						Sample not analyzed.
6191059	ONL SD 9M		7/5/2006						Sample not analyzed.
6191060	ONL SD 10M		7/6/2006						Sample not analyzed.
6191061	ONL SD 11M		7/7/2006						Sample not analyzed.
6191062	ONL SD 12M		7/8/2006						Sample not analyzed.
6191063	ONL SD 13M		7/9/2006						Sample not analyzed.

Table B-11b. Summary of sulfide analytical results by titration

UFI Lab ID	Client ID	Triplicate	Sampling Date	Sampling Time	Analysis Date	Analysis Time	Sulfide (mg/L)	Data Validation Qualifier	Data Validation Comment
6191064	ONL SD 14M		7/10/2006	11:22	7/14/2006	14:30	1.0	*U*	Draft data used for comparison to historical measurements.
6191065	ONL SD 15M		7/10/2006	11:30	7/14/2006	14:18	1.0	*U*	Draft data used for comparison to historical measurements.
6191066	ONL SD 16M		7/10/2006	11:42	7/14/2006	14:07	1.0	*U*	Draft data used for comparison to historical measurements.
6191067	ONL SD 17M		7/10/2006	11:55	7/14/2006	13:56	1.0	*U*	Draft data used for comparison to historical measurements.
6191068	ONL SD 18M		7/10/2006	12:02	7/14/2006	13:45	1.0	*U*	Draft data used for comparison to historical measurements.
6191069	ONL SD 19M	A	7/10/2006	12:20	7/14/2006	13:11	1.0	*U*	Draft data used for comparison to historical measurements.
6191070	ONL SD 19M	B	7/10/2006	12:20	7/14/2006	13:22	1.0	*U*	Draft data used for comparison to historical measurements.
6191071	ONL SD 19M	C	7/10/2006	12:20	7/14/2006	13:33	1.0	*U*	Draft data used for comparison to historical measurements.
6198031	ONL SD FIELD TRIP BLANK		7/17/2006	6:40					Sample not analyzed.
6198036	ONL SD 12M		7/17/2006	10:57	7/18/2006	16:30	1.0	*U*	Draft data used for comparison to historical measurements.
6198037	ONL SD 13M		7/17/2006	11:04	7/18/2006	16:24	1.0	*U*	Draft data used for comparison to historical measurements.
6198038	ONL SD 14M		7/17/2006	11:11	7/18/2006	16:18	1.0	*U*	Draft data used for comparison to historical measurements.
6198039	ONL SD 15M		7/17/2006	11:15	7/18/2006	16:12	1.0	*U*	Draft data used for comparison to historical measurements.
6198040	ONL SD 16M		7/17/2006	11:25	7/18/2006	16:06	1.0	*U*	Draft data used for comparison to historical measurements.
6198041	ONL SD 17M		7/17/2006	11:33	7/18/2006	16:00	1.0	*U*	Draft data used for comparison to historical measurements.
6198042	ONL SD 18M		7/17/2006	11:39	7/18/2006	15:54	1.0	*U*	Draft data used for comparison to historical measurements.

Table B-11b. Summary of sulfide analytical results by titration

UFI Lab ID	Client ID	Triplicate	Sampling Date	Sampling Time	Analysis Date	Analysis Time	Sulfide (mg/L)	Data Validation Qualifier	Data Validation Comment
6198043	ONL SD 19M	A	7/17/2006	11:51	7/18/2006	15:48	1.0	*U*	Draft data used for comparison to historical measurements.
6198044	ONL SD 19M	B	7/17/2006	11:53	7/18/2006	15:42	1.0	*U*	Draft data used for comparison to historical measurements.
6198045	ONL SD 19M	C	7/17/2006	11:56	7/18/2006	15:36	1.0	*U*	Draft data used for comparison to historical measurements.
6205033	ONL SD FIELD TRIP BLANK		7/24/2006	7:10					Sample not analyzed.
6205035	ONL SD 7M		7/24/2006	10:14					Sample not analyzed.
6205036	ONL SD 8M		7/24/2006	10:23					Sample not analyzed.
6205037	ONL SD 9M		7/24/2006	10:35					Sample not analyzed.
6205038	ONL SD 10M		7/24/2006	10:45					Sample not analyzed.
6205039	ONL SD 11M		7/24/2006	10:55					Sample not analyzed.
6205040	ONL SD 12M		7/24/2006	11:02					Sample not analyzed.
6205041	ONL SD 13M		7/24/2006	11:15					Sample not analyzed.
6205042	ONL SD 14M		7/24/2006	11:25	7/26/2006	18:30	1.0	*U*	Draft data used for comparison to historical measurements.
6205043	ONL SD 15M		7/24/2006	11:35	7/26/2006	18:22	1.0	*U*	Draft data used for comparison to historical measurements.
6205044	ONL SD 16M		7/24/2006	11:42	7/26/2006	18:15	1.0	*U*	Draft data used for comparison to historical measurements.
6205045	ONL SD 17M		7/24/2006	12:14	7/26/2006	18:07	1.0	*U*	Draft data used for comparison to historical measurements.
6205046	ONL SD 18M		7/24/2006	12:18	7/26/2006	18:00	1.0	*U*	Draft data used for comparison to historical measurements.
6205047	ONL SD 19M	A	7/24/2006	12:40	7/26/2006	17:52	1.0	*U*	Draft data used for comparison to historical measurements.
6205048	ONL SD 19M	B	7/24/2006	12:40	7/26/2006	17:45	1.0	*U*	Draft data used for comparison to historical measurements.
6205049	ONL SD 19M	C	7/24/2006	12:40	7/26/2006	17:37	1.0	*U*	Draft data used for comparison to historical measurements.
6219037	ONL SD FIELD TRIP BLANK		8/7/2006	7:20					Sample not analyzed.
6219038	ONL SD 6M		8/7/2006	11:38					Sample not analyzed.

Table B-11b. Summary of sulfide analytical results by titration

UFI Lab ID	Client ID	Triplicate	Sampling Date	Sampling Time	Analysis Date	Analysis Time	Sulfide (mg/L)	Data Validation Qualifier	Data Validation Comment
6219039	ONL SD 7M		8/7/2006	11:42					Sample not analyzed.
6219040	ONL SD 8M		8/7/2006	11:50					Sample not analyzed.
6219041	ONL SD 9M		8/7/2006	12:00					Sample not analyzed.
6219042	ONL SD 10M		8/7/2006	12:13	8/9/2006	16:45	1.0	*U*	Draft data used for comparison to historical measurements.
6219043	ONL SD 11M		8/7/2006	12:25	8/9/2006	16:38	1.0	*U*	Draft data used for comparison to historical measurements.
6219044	ONL SD 12M		8/7/2006	12:35	8/9/2006	16:32	1.0	*U*	Draft data used for comparison to historical measurements.
6219045	ONL SD 13M		8/7/2006	12:45	8/9/2006	16:26	1.0	*U*	Draft data used for comparison to historical measurements.
6219046	ONL SD 14M		8/7/2006	12:50	8/9/2006	16:20	1.0	*U*	Draft data used for comparison to historical measurements.
6219047	ONL SD 15M		8/7/2006	13:04	8/9/2006	16:13	1.0	*U*	Draft data used for comparison to historical measurements.
6219048	ONL SD 16M		8/7/2006	13:20	8/9/2006	16:07	1.0	*U*	Draft data used for comparison to historical measurements.
6219049	ONL SD 17M		8/7/2006	13:35	8/9/2006	16:01	0.6		Draft data used for comparison to historical measurements.
6219050	ONL SD 18M		8/7/2006	13:42	8/9/2006	15:55	0.8		Draft data used for comparison to historical measurements.
6219051	ONL SD 19M	A	8/7/2006	13:55	8/9/2006	15:48	1.6		Draft data used for comparison to historical measurements.
6219052	ONL SD 19M	B	8/7/2006	14:00	8/9/2006	15:42	1.4		Draft data used for comparison to historical measurements.
6219053	ONL SD 19M	C	8/7/2006	14:10	8/9/2006	15:36	1.9		Draft data used for comparison to historical measurements.
6226036	ONL SD FIELD TRIP BLANK		8/14/2006	7:15					Sample not analyzed.
6226037	ONL SD 6M		8/14/2006	10:10					Sample not analyzed.
6226038	ONL SD 7M		8/14/2006	10:20					Sample not analyzed.
6226039	ONL SD 8M		8/14/2006	10:30					Sample not analyzed.

Table B-11b. Summary of sulfide analytical results by titration

UFI Lab ID	Client ID	Triplicate	Sampling Date	Sampling Time	Analysis Date	Analysis Time	Sulfide (mg/L)	Data Validation Qualifier	Data Validation Comment
6226040	ONL SD 9M		8/14/2006	10:39	8/15/2006	17:00	1.0	*U*	Draft data used for comparison to historical measurements.
6226041	ONL SD 10M		8/14/2006	10:50	8/15/2006	16:55	1.0	*U*	Draft data used for comparison to historical measurements.
6226042	ONL SD 11M		8/14/2006	11:09	8/15/2006	16:50	1.0	*U*	Draft data used for comparison to historical measurements.
6226043	ONL SD 12M		8/14/2006	11:20	8/15/2006	16:46	1.0	*U*	Draft data used for comparison to historical measurements.
6226044	ONL SD 13M		8/14/2006	11:32	8/15/2006	16:41	1.0	*U*	Draft data used for comparison to historical measurements.
6226045	ONL SD 14M		8/14/2006	11:40	8/15/2006	16:36	1.0	*U*	Draft data used for comparison to historical measurements.
6226046	ONL SD 15M		8/14/2006	12:00	8/15/2006	16:32	1.0	*U*	Draft data used for comparison to historical measurements.
6226047	ONL SD 16M		8/14/2006	12:15	8/15/2006	16:27	1.0	*U*	Draft data used for comparison to historical measurements.
6226048	ONL SD 17M		8/14/2006	12:38	8/15/2006	16:23	1.0	*U*	Draft data used for comparison to historical measurements.
6226049	ONL SD 18M		8/14/2006	12:50	8/15/2006	16:18	1.0	*U*	Draft data used for comparison to historical measurements.
6226050	ONL SD 19M	A	8/14/2006	12:59	8/15/2006	16:13	2.4		Draft data used for comparison to historical measurements.
6226051	ONL SD 19M	B	8/14/2006	12:59	8/15/2006	16:09	1.9		Draft data used for comparison to historical measurements.
6226052	ONL SD 19M	C	8/14/2006	12:59	8/15/2006	16:04	2.2		Draft data used for comparison to historical measurements.
6233030	ONL SD FIELD TRIP BLANK		8/21/2006	7:20	8/22/2006	17:45	1.0	*U*	Draft data used for comparison to historical measurements.
6233031	ONL SD 6M		8/21/2006	9:20	8/22/2006	17:38	1.0	*U*	Draft data used for comparison to historical measurements.
6233032	ONL SD 7M		8/21/2006	9:27	8/22/2006	17:32	1.0	*U*	Draft data used for comparison to historical measurements.

Table B-11b. Summary of sulfide analytical results by titration

UFI Lab ID	Client ID	Triplicate	Sampling Date	Sampling Time	Analysis Date	Analysis Time	Sulfide (mg/L)	Data Validation Qualifier	Data Validation Comment
6233033	ONL SD 8M		8/21/2006	9:37	8/22/2006	17:26	1.0	*U*	Draft data used for comparison to historical measurements.
6233034	ONL SD 9M		8/21/2006	9:45	8/22/2006	17:20	1.0	*U*	Draft data used for comparison to historical measurements.
6233035	ONL SD 10M		8/21/2006	9:50	8/22/2006	17:14	1.0	*U*	Draft data used for comparison to historical measurements.
6233036	ONL SD 11M		8/21/2006	10:00	8/22/2006	17:07	1.0	*U*	Draft data used for comparison to historical measurements.
6233037	ONL SD 12M		8/21/2006	10:10	8/22/2006	17:01	1.0	*U*	Draft data used for comparison to historical measurements.
6233038	ONL SD 13M		8/21/2006	10:16	8/22/2006	16:55	1.0	*U*	Draft data used for comparison to historical measurements.
6233039	ONL SD 14M		8/21/2006	10:25	8/22/2006	16:49	1.0	*U*	Draft data used for comparison to historical measurements.
6233040	ONL SD 15M		8/21/2006	10:36	8/22/2006	16:43	1.0	*U*	Draft data used for comparison to historical measurements.
6233041	ONL SD 16M		8/21/2006	10:40	8/22/2006	16:37	1.0	*U*	Draft data used for comparison to historical measurements.
6233042	ONL SD 17M		8/21/2006	10:55	8/22/2006	16:30	1.0	*U*	Draft data used for comparison to historical measurements.
6233043	ONL SD 18M		8/21/2006	11:05	8/22/2006	16:24	1.0	*U*	Draft data used for comparison to historical measurements.
6233044	ONL SD 19M	A	8/21/2006	11:15	8/22/2006	16:18	0.8		Draft data used for comparison to historical measurements.
6233045	ONL SD 19M	B	8/21/2006	11:15	8/22/2006	16:12	0.6		Draft data used for comparison to historical measurements.
6233046	ONL SD 19M	C	8/21/2006	11:15	8/22/2006	16:06	1.0		Draft data used for comparison to historical measurements.
6241064	ONL SD FIELD TRIP BLANK		8/29/2006	7:00	8/31/2006	17:50	1.0	*U*	Draft data used for comparison to historical measurements.
6241065	ONL SD 7M		8/29/2006	9:51	8/31/2006	17:43	1.0	*U*	Draft data used for comparison to historical measurements.

Table B-11b. Summary of sulfide analytical results by titration

UFI Lab ID	Client ID	Triplicate	Sampling Date	Sampling Time	Analysis Date	Analysis Time	Sulfide (mg/L)	Data Validation Qualifier	Data Validation Comment
6241066	ONL SD 8M		8/29/2006	9:56	8/31/2006	17:36	1.0	*U*	Draft data used for comparison to historical measurements.
6241067	ONL SD 9M		8/29/2006	9:56	8/31/2006	17:29	1.0	*U*	Draft data used for comparison to historical measurements.
6241068	ONL SD 10M		8/29/2006	10:07	8/31/2006	17:22	1.0	*U*	Draft data used for comparison to historical measurements.
6241069	ONL SD 11M		8/29/2006	10:12	8/31/2006	17:15	1.0	*U*	Draft data used for comparison to historical measurements.
6241070	ONL SD 12M		8/29/2006	10:16	8/31/2006	17:08	1.0	*U*	Draft data used for comparison to historical measurements.
6241071	ONL SD 13M		8/29/2006	10:21	8/31/2006	17:01	1.0	*U*	Draft data used for comparison to historical measurements.
6241072	ONL SD 14M		8/29/2006	10:26	8/31/2006	16:55	1.0	*U*	Draft data used for comparison to historical measurements.
6241073	ONL SD 15M		8/29/2006	10:31	8/31/2006	16:48	1.0	*U*	Draft data used for comparison to historical measurements.
6241074	ONL SD 16M		8/29/2006	10:36	8/31/2006	16:41	1.0	*U*	Draft data used for comparison to historical measurements.
6241075	ONL SD 17M		8/29/2006	10:41	8/31/2006	16:34	1.0	*U*	Draft data used for comparison to historical measurements.
6241076	ONL SD 18M		8/29/2006	10:45	8/31/2006	16:27	0.7		Draft data used for comparison to historical measurements.
6241077	ONL SD 19M	A	8/29/2006	11:00	8/31/2006	16:20	4.0		Draft data used for comparison to historical measurements.
6241078	ONL SD 19M	B	8/29/2006	11:00	8/31/2006	16:13	4.4		Draft data used for comparison to historical measurements.
6241079	ONL SD 19M	C	8/29/2006	11:00	8/31/2006	16:06	4.5		Draft data used for comparison to historical measurements.
6248040	ONL SD FIELD TRIP BLANK		9/5/2006	7:15	9/7/2006	17:51	1.0	*U*	Draft data used for comparison to historical measurements.
6248041	ONL SD 10M		9/5/2006	10:00	9/7/2006	17:44	1.0	*U*	Draft data used for comparison to historical measurements.

Table B-11b. Summary of sulfide analytical results by titration

UFI Lab ID	Client ID	Triplicate	Sampling Date	Sampling Time	Analysis Date	Analysis Time	Sulfide (mg/L)	Data Validation Qualifier	Data Validation Comment
6248042	ONL SD 11M		9/5/2006	10:08	9/7/2006	17:38	1.0	*U*	Draft data used for comparison to historical measurements.
6248043	ONL SD 12M		9/5/2006	10:05	9/7/2006	17:32	1.0	*U*	Draft data used for comparison to historical measurements.
6248044	ONL SD 13M		9/5/2006	10:26	9/7/2006	17:26	1.0	*U*	Draft data used for comparison to historical measurements.
6248045	ONL SD 14M		9/5/2006	10:41	9/7/2006	17:19	1.0	*U*	Draft data used for comparison to historical measurements.
6248046	ONL SD 15M		9/5/2006	10:50	9/7/2006	17:13	1.0	*U*	Draft data used for comparison to historical measurements.
6248047	ONL SD 16M		9/5/2006	11:08	9/7/2006	17:07	1.0	*U*	Draft data used for comparison to historical measurements.
6248048	ONL SD 17M		9/5/2006	11:13	9/7/2006	17:01	1.0	*U*	Draft data used for comparison to historical measurements.
6248049	ONL SD 18M		9/5/2006	11:30	9/7/2006	16:54	4.6		Draft data used for comparison to historical measurements.
6248050	ONL SD 19M	A	9/5/2006	11:30	9/7/2006	16:48	5.9		Draft data used for comparison to historical measurements.
6248051	ONL SD 19M	B	9/5/2006	11:30	9/7/2006	16:42	6.7		Draft data used for comparison to historical measurements.
6248052	ONL SD 19M	C	9/5/2006	11:30	9/7/2006	16:36	8.1		Draft data used for comparison to historical measurements.
6254030	ONL SD FIELD TRIP BLANK		9/11/2006	7:10	9/13/2006	12:30	1.0	*U*	Draft data used for comparison to historical measurements.
6254031	ONL SD 9M		9/11/2006	9:48	9/13/2006	12:13	1.0	*U*	Draft data used for comparison to historical measurements.
6254032	ONL SD 10M		9/11/2006	9:53	9/13/2006	12:07	1.0	*U*	Draft data used for comparison to historical measurements.
6254033	ONL SD 11M		9/11/2006	10:00	9/13/2006	12:01	1.0	*U*	Draft data used for comparison to historical measurements.
6254034	ONL SD 12M		9/11/2006	10:05	9/13/2006	11:56	1.0	*U*	Draft data used for comparison to historical measurements.

Table B-11b. Summary of sulfide analytical results by titration

UFI Lab ID	Client ID	Triplicate	Sampling Date	Sampling Time	Analysis Date	Analysis Time	Sulfide (mg/L)	Data Validation Qualifier	Data Validation Comment
6254035	ONL SD 13M		9/11/2006	10:14	9/13/2006	11:50	1.0	*U*	Draft data used for comparison to historical measurements.
6254036	ONL SD 14M		9/11/2006	10:19	9/13/2006	11:45	1.0	*U*	Draft data used for comparison to historical measurements.
6254037	ONL SD 15M		9/11/2006	10:28	9/13/2006	11:39	1.0	*U*	Draft data used for comparison to historical measurements.
6254038	ONL SD 16M		9/11/2006	10:32	9/13/2006	11:33	1.0	*U*	Draft data used for comparison to historical measurements.
6254039	ONL SD 17M		9/11/2006	10:52	9/13/2006	11:28	1.0	*U*	Draft data used for comparison to historical measurements.
6254040	ONL SD 18M		9/11/2006	10:54	9/13/2006	11:22	1.8		Draft data used for comparison to historical measurements.
6254041	ONL SD 19M	A	9/11/2006	11:05	9/13/2006	11:16	6.3		Draft data used for comparison to historical measurements.
6254042	ONL SD 19M	B	9/11/2006	11:05	9/13/2006	11:11	7.1		Draft data used for comparison to historical measurements.
6254043	ONL SD 19M	C	9/11/2006	11:05	9/13/2006	11:05	6.0		Draft data used for comparison to historical measurements.
6254045	ONL SD 7M		9/11/2006	9:30	9/13/2006	12:24	1.0	*U*	Draft data used for comparison to historical measurements.
6254046	ONL SD 8M		9/11/2006	9:43	9/13/2006	12:18	1.0	*U*	Draft data used for comparison to historical measurements.
6261028	ONL SD FIELD TRIP BLANK		9/18/2006	7:10	9/19/2006	15:00	1.0	*U*	Draft data used for comparison to historical measurements.
6261029	ONL SD 8M		9/18/2006	12:02	9/19/2006	14:56	1.0	*U*	Draft data used for comparison to historical measurements.
6261030	ONL SD 9M		9/18/2006	12:10	9/19/2006	14:52	1.0	*U*	Draft data used for comparison to historical measurements.
6261031	ONL SD 10M		9/18/2006	12:15	9/19/2006	14:48	1.0	*U*	Draft data used for comparison to historical measurements.
6261032	ONL SD 11M		9/18/2006	12:32	9/19/2006	14:44	1.0	*U*	Draft data used for comparison to historical measurements.

Table B-11b. Summary of sulfide analytical results by titration

UFI Lab ID	Client ID	Triplicate	Sampling Date	Sampling Time	Analysis Date	Analysis Time	Sulfide (mg/L)	Data Validation Qualifier	Data Validation Comment
6261033	ONL SD 12M		9/18/2006	12:45	9/19/2006	14:40	1.0	*U*	Draft data used for comparison to historical measurements.
6261034	ONL SD 13M		9/18/2006	12:50	9/19/2006	14:36	1.0	*U*	Draft data used for comparison to historical measurements.
6261035	ONL SD 14M		9/18/2006	13:12	9/19/2006	14:32	1.0	*U*	Draft data used for comparison to historical measurements.
6261036	ONL SD 15M		9/18/2006	13:21	9/19/2006	14:28	1.0	*U*	Draft data used for comparison to historical measurements.
6263016	ONL SD 17M		9/20/2006	11:45	9/20/2006	15:00	0.7		Draft data used for comparison to historical measurements.
6263017	ONL SD 18M		9/20/2006	11:49	9/20/2006	14:56	0.7		Draft data used for comparison to historical measurements.
6263018	ONL SD 19M	A	9/20/2006	11:53	9/20/2006	14:52	2.9		Draft data used for comparison to historical measurements.
6263019	ONL SD 19M	B	9/20/2006	11:56	9/20/2006	14:48	3.3		Draft data used for comparison to historical measurements.
6263020	ONL SD 19M	C	9/20/2006	12:02	9/20/2006	14:44	3.1		Draft data used for comparison to historical measurements.
6268032	ONL SD FIELD TRIP BLANK		9/25/2006	7:15	9/26/2006	15:30	1.0	*U*	Draft data used for comparison to historical measurements.
6268033	ONL SD 10M		9/25/2006	10:10	9/26/2006	15:25	1.0	*U*	Draft data used for comparison to historical measurements.
6268034	ONL SD 11M		9/25/2006	10:15	9/26/2006	15:20	1.0	*U*	Draft data used for comparison to historical measurements.
6268035	ONL SD 12M		9/25/2006	10:27	9/26/2006	15:16	1.0	*U*	Draft data used for comparison to historical measurements.
6268036	ONL SD 13M		9/25/2006	10:36	9/26/2006	15:11	1.0	*U*	Draft data used for comparison to historical measurements.
6268037	ONL SD 14M		9/25/2006	10:46	9/26/2006	15:06	1.0	*U*	Draft data used for comparison to historical measurements.
6268038	ONL SD 15M		9/25/2006	10:56	9/26/2006	15:02	1.5		Draft data used for comparison to historical measurements.

Table B-11b. Summary of sulfide analytical results by titration

UFI Lab ID	Client ID	Triplicate	Sampling Date	Sampling Time	Analysis Date	Analysis Time	Sulfide (mg/L)	Data Validation Qualifier	Data Validation Comment
6268039	ONL SD 16M		9/25/2006	11:10	9/26/2006	14:57	1.8		Draft data used for comparison to historical measurements.
6268040	ONL SD 17M		9/25/2006	11:22	9/26/2006	14:53	1.7		Draft data used for comparison to historical measurements.
6268041	ONL SD 18M		9/25/2006	11:40	9/26/2006	14:48	2.0		Draft data used for comparison to historical measurements.
6268042	ONL SD 19M	A	9/25/2006	11:51	9/26/2006	14:43	4.4		Draft data used for comparison to historical measurements.
6268043	ONL SD 19M	B	9/25/2006	11:51	9/26/2006	14:39	4.4		Draft data used for comparison to historical measurements.
6268044	ONL SD 19M	C	9/25/2006	11:51	9/26/2006	14:34	5.2		Draft data used for comparison to historical measurements.
6275029	ONL SD FIELD TRIP BLANK		10/2/2006	7:15	10/3/2006	14:25	1.0	*U*	Draft data used for comparison to historical measurements.
6275030	ONL SD 11M		10/2/2006	11:00	10/3/2006	14:20	1.0	*U*	Draft data used for comparison to historical measurements.
6275031	ONL SD 12M		10/2/2006	11:15	10/3/2006	14:16	1.0	*U*	Draft data used for comparison to historical measurements.
6275032	ONL SD 13M		10/2/2006	11:20	10/3/2006	14:12	1.0	*U*	Draft data used for comparison to historical measurements.
6275033	ONL SD 14M		10/2/2006	11:27	10/3/2006	14:08	1.0	*U*	Draft data used for comparison to historical measurements.
6275034	ONL SD 15M		10/2/2006	11:40	10/3/2006	14:04	1.0	*U*	Draft data used for comparison to historical measurements.
6275035	ONL SD 16M		10/2/2006	11:50	10/3/2006	14:00	1.0	*U*	Draft data used for comparison to historical measurements.
6275036	ONL SD 17M		10/2/2006	12:00	10/3/2006	13:55	0.6		Draft data used for comparison to historical measurements.
6275037	ONL SD 18M		10/2/2006	12:25	10/3/2006	13:51	1.9		Draft data used for comparison to historical measurements.
6275038	ONL SD 19M	A	10/2/2006	12:45	10/3/2006	13:47	2.4		Draft data used for comparison to historical measurements.

Table B-11b. Summary of sulfide analytical results by titration

UFI Lab ID	Client ID	Triplicate	Sampling Date	Sampling Time	Analysis Date	Analysis Time	Sulfide (mg/L)	Data Validation Qualifier	Data Validation Comment
6275039	ONL SD 19M	B	10/2/2006	12:45	10/3/2006	13:43	2.2		Draft data used for comparison to historical measurements.
6275040	ONL SD 19M	C	10/2/2006	12:45	10/3/2006	13:39	2.6		Draft data used for comparison to historical measurements.
6282031	ONL SD FIELD TRIP BLANK		10/9/2006	7:15	10/10/2006	15:30	1.0	*U*	Draft data used for comparison to historical measurements.
6282032	ONL SD 12M		10/9/2006	10:18	10/10/2006	15:26	1.0	*U*	Draft data used for comparison to historical measurements.
6282033	ONL SD 13M		10/9/2006	10:28	10/10/2006	15:22	1.0	*U*	Draft data used for comparison to historical measurements.
6282034	ONL SD 14M		10/9/2006	10:35	10/10/2006	15:19	0.5		Draft data used for comparison to historical measurements.
6282035	ONL SD 15M		10/9/2006	10:43	10/10/2006	15:15	1.6		Draft data used for comparison to historical measurements.
6282036	ONL SD 16M		10/9/2006	11:50	10/10/2006	15:11	1.6		Draft data used for comparison to historical measurements.
6282037	ONL SD 17M		10/9/2006	11:08	10/10/2006	15:08	2.4		Draft data used for comparison to historical measurements.
6282038	ONL SD 18M		10/9/2006	11:14	10/10/2006	15:04	2.9		Draft data used for comparison to historical measurements.
6282039	ONL SD 19M	A	10/9/2006	11:30	10/10/2006	15:00	1.0		Draft data used for comparison to historical measurements.
6282040	ONL SD 19M	B	10/9/2006	11:30	10/10/2006	14:57	1.0		Draft data used for comparison to historical measurements.
6282041	ONL SD 19M	C	10/9/2006	11:30	10/10/2006	14:53	1.3		Draft data used for comparison to historical measurements.
6289029	ONL SD 17M		10/16/2006	11:15	10/17/2006	14:37	1.0	*U*	Draft data used for comparison to historical measurements.
6289030	ONL SD 18M		10/16/2006	11:39	10/17/2006	14:30	1.0	*U*	Draft data used for comparison to historical measurements.
6289031	ONL SD 19M	A	10/16/2006	11:50	10/17/2006	14:22	1.0	*U*	Draft data used for comparison to historical measurements.

Table B-11b. Summary of sulfide analytical results by titration

UFI Lab ID	Client ID	Triplicate	Sampling Date	Sampling Time	Analysis Date	Analysis Time	Sulfide (mg/L)	Data Validation Qualifier	Data Validation Comment
6289032	ONL SD 19M	B	10/16/2006	11:50	10/17/2006	14:15	1.0	*U*	Draft data used for comparison to historical measurements.
6289033	ONL SD 19M	C	10/16/2006	11:50	10/17/2006	14:07	1.0	*U*	Draft data used for comparison to historical measurements.
6289042	ONL SD FIELD TRIP BLANK		10/16/2006	7:15	10/17/2006	14:45	1.0	*U*	Draft data used for comparison to historical measurements.

Note: *U* - undetected at given detection limit

Table B-12. Summary of total mercury analytical results

SU Lab ID	Lab Batch ID	Client ID	Duplicate/ Triplicate	Sampling Date	Analysis Date	Total Hg (ng/L)	Data Validation Qualifer	Data Validation Comments
W060001	ST060406T1	0m		4/3/2006	4/6/2006	2.884	*J*	Associated CCV recovered low.
W060006	ST060406T1	10m		4/3/2006	4/6/2006	2.370	*J*	Associated CCV recovered low.
W060007	ST060406T1	12m		4/3/2006	4/6/2006	2.383	*J*	Associated CCV recovered low.
W060008	ST060406T1	14m		4/3/2006	4/6/2006	2.411	*J*	Associated CCV recovered low.
W060009	ST060406T3	16m		4/3/2006	4/6/2006		*R*	Result significantly lower than associated filtered sample result.
W060009a	ST060406T1	16m-filt		4/3/2006	4/6/2006		*R*	Result significantly higher than associated unfiltered sample result.
W060010	ST060406T2	18m		4/3/2006	4/6/2006	2.053	*J*	Associated CCV recovered low.
W030002	ST060406T1	2m		4/3/2006	4/6/2006	2.493	*J*	Associated CCV recovered low.
W030002a	ST060406T1	2m-filt		4/3/2006	4/6/2006	0.642	*J*	Associated CCV recovered low.
W060004	ST060406T1	6m		4/3/2006	4/6/2006	2.663	*J*	Associated CCV recovered low.
W060005	ST060406T1	6m FD	Duplicate	4/3/2006	4/6/2006	2.596	*J*	Associated CCV recovered low.
W060011	ST060406T2	Trip Blank		4/3/2006	4/6/2006	0.20	*UJ*	Associated CCV recovered low.
W060012	ST060523T1	0m		4/10/2006	5/23/2006	1.371		
W060016	ST060523T1	10m		4/10/2006	5/23/2006	2.916		
W060017	ST060523T1	14m		4/10/2006	5/23/2006	5.230		
W060018	ST060523T1	16m		4/10/2006	5/23/2006	2.723		
W060019	ST060523T1	16m-filt		4/10/2006	5/23/2006	0.544		
W060019a	ST060523T1	18m		4/10/2006	5/23/2006	2.413		
W060013	ST060523T1	2m		4/10/2006	5/23/2006	1.749		
W060013a	ST060523T1	2m-filt		4/10/2006	5/23/2006	0.671		
W030014	ST060523T1	6m		4/10/2006	5/23/2006	2.958		
W060015	ST060523T1	6m FD	Duplicate	4/10/2006	5/23/2006	2.123		
W060020	ST060523T2	0m		4/17/2006	5/23/2006	5.281		
W060025	ST060523T2	10m		4/17/2006	5/23/2006	1.255		
W060026	ST060523T2	12m		4/17/2006	5/23/2006	2.253		
W060027	ST060523T2	14m		4/17/2006	5/23/2006	1.440		
W060028	ST060523T2	16m		4/17/2006	5/23/2006	1.294		
W060029	ST060523T3	16m-filt		4/17/2006	5/23/2006	0.490	*J*	Result is less than the quantitation limit.
W060030	ST060523T3	18m		4/17/2006	5/23/2006	1.214		
W060021	ST060523T2	2m		4/17/2006	5/23/2006	4.640		
W060022	ST060523T2	2m-filt		4/17/2006	5/23/2006	0.658		
W060024	ST060523T2	6m		4/17/2006	5/23/2006	1.893		
W060032	ST060523T2	6m FD	Duplicate	4/17/2006	5/23/2006	1.514		
W060031	ST060523T3	Trip Blank		4/17/2006	5/23/2006	0.20	*U*	
W060033	ST060523T3	0m		4/24/2006	5/23/2006	1.876		

Table B-12. Summary of total mercury analytical results

SU Lab ID	Lab Batch ID	Client ID	Duplicate/ Triplicate	Sampling Date	Analysis Date	Total Hg (ng/L)	Data Validation Qualifer	Data Validation Comments
W060037	ST060606T2	10m		4/24/2006	6/6/2006	0.20	*UJ*	Poor field duplicate precision. This result is an anomaly and the field duplicate result should be used to represent this data point.
W060044	ST060606T2	10m FD	Duplicate	4/24/2006	6/6/2006	1.381	*J*	Poor field duplicate precision.
W060038	ST060606T2	12m		4/24/2006	6/6/2006	1.496		
W060039	ST060606T2	14m		4/24/2006	6/6/2006	1.302		
W060040	ST060606T2	16m		4/24/2006	6/6/2006	1.520		
W060041	ST060606T2	16m-filt		4/24/2006	6/6/2006	0.409	*J*	Result is less than the quantitation limit.
W060042	ST060606T2	18m		4/24/2006	6/6/2006	1.422		
W060034	ST060606T1	2m		4/24/2006	6/6/2006	1.637		
W060035	ST060606T1	2m-filt		4/24/2006	6/6/2006	0.452	*J*	Result is less than the quantitation limit.
W060036	ST060606T2	6m		4/24/2006	6/6/2006	1.624		
W060043	ST060606T1	Trip Blank		4/24/2006	6/6/2006	0.20	*U*	
W060045	ST060627T1	0m		5/1/2006	6/27/2006	2.308		
W060049	ST060627T2	10m		5/1/2006	6/27/2006	1.259	*J+*	Result estimated due to contamination noted in the ICB and may be biased high
W060050	ST060829T1	12m		5/1/2006	8/29/2006	1.445	*J*	Sample analyzed between 91 and 180 days after sample collection.
W060050	ST060627T1	12m		5/1/2006	6/27/2006	2.204		
W060051	ST060627T2	14m		5/1/2006	6/27/2006	1.263	*J+*	Result estimated due to contamination noted in the ICB and may be biased high
W060052	ST060627T2	16m		5/1/2006	6/27/2006	1.377	*J+*	Result estimated due to contamination noted in the ICB and may be biased high
W060053	ST060627T2	16m-filt		5/1/2006	6/27/2006	0.304	*U*	Result negated due to contamination noted in ICB
W060054	ST060627T2	18m		5/1/2006	6/27/2006	1.557	*J+*	Result estimated due to contamination noted in the ICB and may be biased high
W060055	ST060627T2	18m FD	Duplicate	5/1/2006	6/27/2006	1.439	*J+*	Result estimated due to contamination noted in the ICB and may be biased high
W060046	ST060627T2	2m		5/1/2006	6/27/2006	2.020		
W060047	ST060627T2	2m-filt		5/1/2006	6/27/2006	0.340	*U*	Result negated due to contamination noted in ICB
W060048	ST060627T2	6m		5/1/2006	6/27/2006	1.573	*J+*	Result estimated due to contamination noted in the ICB and may be biased high
W060056	ST060627T1	Trip Blank		5/1/2006	6/27/2006	0.20	*U*	
W060060	ST060713T1	10m		5/8/2006	7/13/2006	2.143		
W060061	ST060713T1	12m		5/8/2006	7/13/2006	1.909		
W060062	ST060627T3	14m		5/8/2006	6/27/2006	1.430	*J+*	Result estimated due to contamination noted in the ICB and may be biased high

Table B-12. Summary of total mercury analytical results

SU Lab ID	Lab Batch ID	Client ID	Duplicate/ Triplicate	Sampling Date	Analysis Date	Total Hg (ng/L)	Data Validation Qualifer	Data Validation Comments
W060064	ST060713T1	16m		5/8/2006	7/13/2006	1.764		
W060063	ST060713T1	16m-filt		5/8/2006	7/13/2006	0.395	*J*	Result is less than the quantitation limit.
W060065	ST060713T1	18m		5/8/2006	7/13/2006	1.753		
W060057	ST060627T3	2m		5/8/2006	6/27/2006	5.288		
W060069	ST060627T3	2m-filt		5/8/2006	6/27/2006	0.385	*U*	Result negated due to contamination noted in ICB
W060058	ST060627T3	6m		5/8/2006	6/27/2006	1.640	*J+*	Result estimated due to contamination noted in the ICB and may be biased high
W060058	ST060829T1	6m		5/8/2006	8/29/2006	1.777	*J*	Sample analyzed between 91 and 180 days after sample collection.
W060059	ST060829T1	6m FD	Duplicate	5/8/2006	8/29/2006	2.078	*J*	Sample analyzed between 91 and 180 days after sample collection.
W060068	ST060627T2	Trip Blank		5/8/2006	6/27/2006	0.20	*U*	
W060158	ST060627T1	May bottle blank 1		5/9/2006	6/27/2006	0.20	*U*	
W060073	ST060829T1	10m		5/15/2006	8/29/2006	1.777	*J*	Sample analyzed between 91 and 180 days after sample collection.
W060073	ST060713T3	10m		5/15/2006	7/13/2006	3.000	*J*	Poor laboratory duplicate precision
W060074	ST060713T3	12m		5/15/2006	7/13/2006	1.571		
W060080	ST060713T3	12m FD	Duplicate	5/15/2006	7/13/2006	1.472		
W060081	ST060713T3	12m FT	Triplicate	5/15/2006	7/13/2006	1.658		
W060075	ST060713T3	14m		5/15/2006	7/13/2006	1.425		
W060076	ST060829T1	16m		5/15/2006	8/29/2006	1.490	*J*	Sample analyzed between 91 and 180 days after sample collection.
W060077	ST060829T1	16m-filt		5/15/2006	8/29/2006	0.826	*J*	Sample analyzed between 91 and 180 days after sample collection.
W060078	ST060829T1	18m		5/15/2006	8/29/2006	1.353	*J*	Sample analyzed between 91 and 180 days after sample collection.
W060071	ST060713T3	2m		5/15/2006	7/13/2006	2.099		
W060070	ST060713T2	2m-filt		5/15/2006	7/13/2006	0.419	*J*	Result is less than the quantitation limit.
W060072	ST060829T1	6m		5/15/2006	8/29/2006	2.772	*J*	Sample analyzed between 91 and 180 days after sample collection.
W060079	ST060713T2	Trip Blank		5/15/2006	7/13/2006	0.20	*U*	
W060085	ST060829T3	10m		5/22/2006	8/29/2006	3.568	*J*	Sample analyzed between 91 and 180 days after sample collection.
W060086	ST060728T1	12m		5/22/2006	7/28/2006	3.381		
W060087	ST060728T1	14m		5/22/2006	7/28/2006	3.971		
W060088	ST060728T1	16m		5/22/2006	7/28/2006	3.231		

Table B-12. Summary of total mercury analytical results

SU Lab ID	Lab Batch ID	Client ID	Duplicate/ Triplicate	Sampling Date	Analysis Date	Total Hg (ng/L)	Data Validation Qualifer	Data Validation Comments
W060089	ST060728T1	16m-filt		5/22/2006	7/28/2006	0.478	*J+*	Result may be biased high due to contamination noted in the ICB; result is less than the quantitation limit.
W060090	ST060728T2	18m		5/22/2006	7/28/2006	2.120		
W060082	ST060829T3	2m		5/22/2006	8/29/2006	3.724	*J*	Sample analyzed between 91 and 180 days after sample collection.
W060092	ST060728T1	2m FD	Duplicate	5/22/2006	7/28/2006	4.375		
W060083	ST060728T1	2m-filt		5/22/2006	7/28/2006	0.559	*J+*	Result may be biased high due to contamination noted in the ICB
W060084	ST060728T1	6m		5/22/2006	7/28/2006	2.726		
	ST060523T3	Cont.blank_1		5/22/2006	5/23/2006	0.20	*U*	
	ST060523T3	Cont.blank_2		5/22/2006	5/23/2006	0.20	*U*	
	ST060523T3	Cont.blank_3		5/22/2006	5/23/2006	0.20	*U*	
	ST060523T3	Pump_rinsate_1		5/22/2006	5/23/2006	0.20	*U*	
	ST060523T3	Pump_rinsate_2		5/22/2006	5/23/2006	0.20	*U*	
	ST060523T3	Pump_rinsate_3		5/22/2006	5/23/2006	0.20	*U*	
W060091	ST060728T1	Trip Blank		5/22/2006	7/28/2006	0.20	*U*	
W060159	ST060829T2	May bottle blank 2		5/24/2006	8/29/2006	0.20	*UJ*	Sample analyzed between 91 and 180 days after sample collection.
W060096	ST060728T2	10m		5/30/2006	7/28/2006	1.459	*J+*	Result may be biased high due to contamination noted in the ICB
W060103	ST060728T2	10m FD	Duplicate	5/30/2006	7/28/2006	1.658	*J+*	Result may be biased high due to contamination noted in the ICB
W060097	ST060728T2	12m		5/30/2006	7/28/2006	1.491	*J+*	Result may be biased high due to contamination noted in the ICB
W060098	ST060728T2	14m		5/30/2006	7/28/2006	1.377	*J+*	Result may be biased high due to contamination noted in the ICB
W060099	ST060801T1	16m		5/30/2006	8/1/2006	1.725		
W060100	ST060801T1	16m-filt		5/30/2006	8/1/2006	0.246	*J+*	Result may be biased high due to contamination noted in the ICB; result is less than the quantitation limit.
W060101	ST060728T2	18m		5/30/2006	7/28/2006	1.526	*J+*	Result may be biased high due to contamination noted in the ICB
W060093	ST060728T2	2m		5/30/2006	7/28/2006	1.323	*J+*	Result may be biased high due to contamination noted in the ICB
W060094	ST060728T2	2m-filt		5/30/2006	7/28/2006	0.295	*U*	Result negated due to contamination noted in ICB

Table B-12. Summary of total mercury analytical results

SU Lab ID	Lab Batch ID	Client ID	Duplicate/ Triplicate	Sampling Date	Analysis Date	Total Hg (ng/L)	Data Validation Qualifer	Data Validation Comments
W060095	ST060728T2	6m		5/30/2006	7/28/2006	1.319	*J+*	Result may be biased high due to contamination noted in the ICB
W060102	ST060728T2	Trip Blank		5/30/2006	7/28/2006	0.201	*J+*	Result may be biased high due to contamination noted in the ICB
W060111	ST060801T1	10m		6/5/2006	8/1/2006	1.364		
W060112	ST060801T1	12m		6/5/2006	8/1/2006	1.182	*J+*	Result may be biased high due to contamination noted in the ICB
W060113	ST060801T1	14m		6/5/2006	8/1/2006	1.448		
W060114	ST060801T1	16m		6/5/2006	8/1/2006	1.067	*J+*	Result may be biased high due to contamination noted in the ICB
W060115	ST060801T2	16m-filt		6/5/2006	8/1/2006	0.180	*U*	Result negated due to contamination noted in ICB
W060116	ST060801T2	18m		6/5/2006	8/1/2006	1.967	*J*	Poor field duplicate precision.
W060118	ST060801T2	18m FD	Duplicate	6/5/2006	8/1/2006	1.308	*J*	Poor field duplicate precision.
W060108	ST060801T1	2m		6/5/2006	8/1/2006	2.153		
W060109	ST060801T1	2m-filt		6/5/2006	8/1/2006	0.610	*J+*	Result may be biased high due to contamination noted in the ICB
W060110	ST060801T1	6m		6/5/2006	8/1/2006	1.647		
	ST060606T1	Container blank 1		6/5/2006	6/6/2006	0.20	*U*	
	ST060606T1	Container blank 2		6/5/2006	6/6/2006	0.20	*U*	
	ST060606T1	Container blank 3		6/5/2006	6/6/2006	0.20	*U*	
W060160	ST060829T2	June bottle blank 1		6/5/2006	8/29/2006	0.20	*U*	
	ST060606T1	Pump rinsate 1		6/5/2006	6/6/2006	0.20	*U*	
	ST060606T1	Pump rinsate 2		6/5/2006	6/6/2006	0.20	*U*	
	ST060606T1	Pump rinsate 3		6/5/2006	6/6/2006	0.20	*U*	
W060117	ST060801T1	Field Blank		6/5/2006	8/1/2006	0.20	*U*	
W060122	ST060801T2	10m		6/12/2006	8/1/2006	4.170		
W060123	ST061012T1	12m		6/12/2006	10/12/2006	3.395	*J*	Associated CCV recovered high; sample analyzed between 91 and 180 days after sample collection.
W060123	ST060803T2	12m		6/12/2006	8/3/2006	4.087		
W060124	ST060801T2	14m		6/12/2006	8/1/2006	4.176		
W060125	ST060801T2	16m		6/12/2006	8/1/2006	3.863		
W060126	ST061012T1	16m -filt.		6/12/2006	10/12/2006	0.632	*J*	Associated CCV recovered high; sample analyzed between 91 and 180 days after sample collection.
W060127	ST060801T2	18m		6/12/2006	8/1/2006	4.813		
W060119	ST061012T1	2m		6/12/2006	10/12/2006	2.696	*J*	Associated CCV recovered high; sample analyzed between 91 and 180 days after sample collection.

Table B-12. Summary of total mercury analytical results

SU Lab ID	Lab Batch ID	Client ID	Duplicate/ Triplicate	Sampling Date	Analysis Date	Total Hg (ng/L)	Data Validation Qualifer	Data Validation Comments
W060120	ST060803T1	2m-filt		6/12/2006	8/3/2006	0.540	*J+*	Result may be biased high due to contamination noted in the ICB
W060121	ST060801T2	6m		6/12/2006	8/1/2006	4.673		
W060129	ST060801T2	6m FD	Duplicate	6/12/2006	8/1/2006	5.056		
W060128	ST060801T2	Field Blank		6/12/2006	8/1/2006	0.20	*U*	
W060133	ST060803T1	10m		6/19/2006	8/3/2006	1.670		
W060134	ST060803T1	12m		6/19/2006	8/3/2006	1.914		
W060135	ST060803T1	14m		6/19/2006	8/3/2006	2.021		
W060136	ST060803T1	16m		6/19/2006	8/3/2006	2.515		
W060137	ST061012T2	16m-filt		6/19/2006	10/12/2006	0.488	*J*	Associated CCV recovered high; sample analyzed between 91 and 180 days after sample collection; result is less than the quantitation limit.
W060138	ST061012T1	18m		6/19/2006	10/12/2006	6.792	*J*	Associated CCV recovered high; sample analyzed between 91 and 180 days after sample collection.
W060140	ST060829T1	18m FD	Duplicate	6/19/2006	8/29/2006	7.585		
W060130	ST060803T1	2m		6/19/2006	8/3/2006	2.184		
W060131	ST060803T1	2m-filt		6/19/2006	8/3/2006	0.857	*J+*	Result may be biased high due to contamination noted in the ICB
W060132	ST060803T1	6m		6/19/2006	8/3/2006	2.027		
W060139	ST060803T1	Field Blank		6/19/2006	8/3/2006	0.20	*U*	
W060161	ST060829T3	June bottle blank 2		6/20/2006	8/29/2006	0.20	*U*	
W060144	ST060627T3	10m		6/26/2006	6/27/2006	1.542	*J+*	Result estimated due to contamination noted in the ICB and may be biased high
W060151	ST060627T3	10m FD	Duplicate	6/26/2006	6/27/2006	1.429	*J+*	Result estimated due to contamination noted in the ICB and may be biased high
W060152	ST060627T3	10m FT	Triplicate	6/26/2006	6/27/2006	1.338	*J+*	Result estimated due to contamination noted in the ICB and may be biased high
W060155	ST060627T3	10m new hose		6/26/2006	6/27/2006	1.168	*J+*	Result estimated due to contamination noted in the ICB and may be biased high
W060156	ST060627T3	10m new hose FD	Duplicate	6/26/2006	6/27/2006	1.103	*J+*	Result estimated due to contamination noted in the ICB and may be biased high
W060157	ST060627T3	10m new hose FT	Triplicate	6/26/2006	6/27/2006	1.235	*J+*	Result estimated due to contamination noted in the ICB and may be biased high
W060145	ST061012T2	12m		6/26/2006	10/12/2006	2.345	*J*	Associated CCV recovered high; sample analyzed between 91 and 180 days after sample collection.
W060146	ST060829T2	14m		6/26/2006	8/29/2006	3.754		
W060147	ST060829T2	16m		6/26/2006	8/29/2006	4.946		

Table B-12. Summary of total mercury analytical results

SU Lab ID	Lab Batch ID	Client ID	Duplicate/ Triplicate	Sampling Date	Analysis Date	Total Hg (ng/L)	Data Validation Qualifer	Data Validation Comments
W060148	ST060829T2	16m-filt		6/26/2006	8/29/2006	2.600		
W060149	ST060803T2	18m		6/26/2006	8/3/2006	7.016		
W060141	ST060803T2	2m		6/26/2006	8/3/2006	4.140		
W060142	ST060829T2	2m-filt		6/26/2006	8/29/2006	0.820		
W060143	ST060829T2	6m		6/26/2006	8/29/2006	2.971		
W060150	ST060829T1	Field Blank		6/26/2006	8/29/2006	0.20	*U*	
W060165	ST060829T3	10m		7/4/2006	8/29/2006	4.496	*J*	Poor field duplicate precision.
W060172	ST060829T3	10m FD	Duplicate	7/4/2006	8/29/2006	7.797	*J*	Poor field duplicate precision.
W060166	ST060829T3	12m		7/4/2006	8/29/2006	4.731		
W060167	ST061012T2	14m		7/4/2006	10/12/2006	5.264	*J*	Associated CCV recovered high; sample analyzed between 91 and 180 days after sample collection.
W060168	ST061012T2	16m		7/4/2006	10/12/2006	5.080	*J*	Associated CCV recovered high; sample analyzed between 91 and 180 days after sample collection.
W060169	ST061012T2	16m-filt		7/4/2006	10/12/2006	1.127	*J*	Associated CCV recovered high; sample analyzed between 91 and 180 days after sample collection.
W060170	ST060803T2	18m		7/4/2006	8/3/2006	6.348		
W060162	ST060803T2	2m		7/4/2006	8/3/2006	4.736		
W060163	ST061012T2	2m-filt		7/4/2006	10/12/2006	1.196	*J*	Associated CCV recovered high; sample analyzed between 91 and 180 days after sample collection.
W060164	ST061012T2	6m		7/4/2006	10/12/2006	15.176	*J*	Associated CCV recovered high; sample analyzed between 91 and 180 days after sample collection.
W060171	ST060829T3	Field Blank		7/4/2006	8/29/2006	0.20	*U*	
W060179	ST061012T3	10m		7/10/2006	10/12/2006	2.203	*J*	Associated CCV recovered high; sample analyzed between 91 and 180 days after sample collection.
W060180	ST061012T3	12m		7/10/2006	10/12/2006	2.550	*J*	Associated CCV recovered high; sample analyzed between 91 and 180 days after sample collection.
W060181	ST061012T3	14m		7/10/2006	10/12/2006	3.450	*J*	Associated CCV recovered high; sample analyzed between 91 and 180 days after sample collection.
W060182	ST061012T3	16m		7/10/2006	10/12/2006	4.121	*J*	Associated CCV recovered high; sample analyzed between 91 and 180 days after sample collection.
W060184	ST061012T3	16m-filt		7/10/2006	10/12/2006	1.005	*J*	Associated CCV recovered high; sample analyzed between 91 and 180 days after sample collection.
W060185	ST061012T3	18m		7/10/2006	10/12/2006	4.356	*J*	Associated CCV recovered high; sample analyzed between 91 and 180 days after sample collection; sample not properly acidified.
W060176	ST061012T2	2m		7/10/2006	10/12/2006	6.917	*J*	Associated CCV recovered high; sample analyzed between 91 and 180 days after sample collection.

Table B-12. Summary of total mercury analytical results

SU Lab ID	Lab Batch ID	Client ID	Duplicate/ Triplicate	Sampling Date	Analysis Date	Total Hg (ng/L)	Data Validation Qualifer	Data Validation Comments
W060177	ST061012T2	2m-filt		7/10/2006	10/12/2006	1.514	*J*	Associated CCV recovered high; sample analyzed between 91 and 180 days after sample collection.
W060187	ST060713T1	6m FD old h	Duplicate	7/10/2006	7/13/2006	6.189		
W060188	ST060713T1	6m FT old h	Triplicate	7/10/2006	7/13/2006	6.330		
W060192	ST060713T2	6m new h FD	Duplicate	7/10/2006	7/13/2006	6.274		
W060193	ST060713T2	6m new h FT	Triplicate	7/10/2006	7/13/2006	6.090		
W060191	ST060713T1	6m new hose		7/10/2006	7/13/2006	5.876		
W060178	ST060713T1	6m old hose		7/10/2006	7/13/2006	5.244		
W060194	ST060713T2	Cont Blk July #1		7/10/2006	7/13/2006	0.20	*U*	
W060195	ST060713T2	Cont Blk July #2		7/10/2006	7/13/2006	0.20	*U*	
W060196	ST060713T2	Cont Blk July #3		7/10/2006	7/13/2006	0.20	*U*	
W060175	ST070106T1	July bottle bl 1		7/10/2006	1/6/2007	0.20	*UJ*	Sample analyzed between 91 and 180 days after sample collection.
W060197	ST060713T2	New Pump Blk #1		7/10/2006	7/13/2006	0.396	*J*	Result is less than the quantitation limit.
W060198	ST060713T2	New Pump Blk #2		7/10/2006	7/13/2006	0.20	*U*	
W060199	ST060713T2	New Pump Blk #3		7/10/2006	7/13/2006	0.20	*U*	
W060200	ST060713T3	Old Pump Blk #1		7/10/2006	7/13/2006	0.20	*U*	
W060201	ST060713T3	Old Pump Blk #2		7/10/2006	7/13/2006	0.20	*U*	
W060202	ST060713T3	Old Pump Blk #3		7/10/2006	7/13/2006	0.20	*U*	
W060186	ST061012T3	Field Blank		7/10/2006	10/12/2006	0.20	*UJ*	Sample analyzed between 91 and 180 days after sample collection.
W060207	ST061102T1	10m		7/17/2006	11/2/2006	2.035	*J*	Sample analyzed between 91 and 180 days after sample collection.
W060208	ST061102T1	12m		7/17/2006	11/2/2006	2.249	*J*	Sample analyzed between 91 and 180 days after sample collection.
W060209	ST061102T2	14m		7/17/2006	11/2/2006	2.974	*J*	Sample analyzed between 91 and 180 days after sample collection.
W060210	ST061102T2	16m		7/17/2006	11/2/2006	3.620	*J*	Sample analyzed between 91 and 180 days after sample collection.
W060211	ST061102T2	16m filt		7/17/2006	11/2/2006	1.744	*J*	Sample analyzed between 91 and 180 days after sample collection.
W060212	ST061102T2	18m		7/17/2006	11/2/2006	8.574	*J*	Sample analyzed between 91 and 180 days after sample collection.
W060204	ST061102T1	2m		7/17/2006	11/2/2006	2.653	*J*	Sample analyzed between 91 and 180 days after sample collection.
W060205	ST061102T1	2m filt		7/17/2006	11/2/2006	0.902	*J*	Sample analyzed between 91 and 180 days after sample collection.

Table B-12. Summary of total mercury analytical results

SU Lab ID	Lab Batch ID	Client ID	Duplicate/ Triplicate	Sampling Date	Analysis Date	Total Hg (ng/L)	Data Validation Qualifer	Data Validation Comments
W060206	ST061102T1	6m		7/17/2006	11/2/2006	4.771	*J*	Sample analyzed between 91 and 180 days after sample collection.
W060215	ST061102T1	6m FD	Duplicate	7/17/2006	11/2/2006	5.889	*J*	Sample analyzed between 91 and 180 days after sample collection.
W060214	ST061102T2	Field Blank		7/17/2006	11/2/2006	0.20	*UJ*	Sample analyzed between 91 and 180 days after sample collection.
W060183		July bottle bl 2		7/19/2006				
W060220	ST061102T3	10m		7/24/2006	11/2/2006	2.638	*J*	Sample analyzed between 91 and 180 days after sample collection.
W060228	ST061102T3	10m FD	Duplicate	7/24/2006	11/2/2006	2.523	*J*	Sample analyzed between 91 and 180 days after sample collection.
W060221	ST061102T3	12m		7/24/2006	11/2/2006	2.293	*J*	Sample analyzed between 91 and 180 days after sample collection.
W060222	ST061102T3	14m		7/24/2006	11/2/2006	3.602	*J*	Sample analyzed between 91 and 180 days after sample collection.
W060223	ST061102T3	16m		7/24/2006	11/2/2006	13.611	*J*	Sample analyzed between 91 and 180 days after sample collection.
W060224	ST061102T3	16m filt		7/24/2006	11/2/2006	2.392	*J*	Sample analyzed between 91 and 180 days after sample collection.
W060225	ST061102T3	18m		7/24/2006	11/2/2006	6.931	*J*	Sample analyzed between 91 and 180 days after sample collection.
W060217	ST061102T2	2m		7/24/2006	11/2/2006	3.534	*J*	Sample analyzed between 91 and 180 days after sample collection.
W060218	ST061102T2	2m filt		7/24/2006	11/2/2006	0.799	*J*	Sample analyzed between 91 and 180 days after sample collection.
W060219	ST061102T3	6m		7/24/2006	11/2/2006	7.182	*J*	Sample analyzed between 91 and 180 days after sample collection.
W060227	ST061102T2	Field Blank		7/24/2006	11/2/2006	0.20	*UJ*	Sample analyzed between 91 and 180 days after sample collection.
W060233	ST061102T4	10m		7/30/2006	11/2/2006	1.286	*J*	Sample analyzed between 91 and 180 days after sample collection.
W060234	ST061102T4	12m		7/30/2006	11/2/2006	1.176	*J*	Sample analyzed between 91 and 180 days after sample collection.
W060235	ST061102T4	14m		7/30/2006	11/2/2006	1.722	*J*	Sample analyzed between 91 and 180 days after sample collection.
W060236	ST061102T4	16m		7/30/2006	11/2/2006	1.846	*J*	Sample analyzed between 91 and 180 days after sample collection.

Table B-12. Summary of total mercury analytical results

SU Lab ID	Lab Batch ID	Client ID	Duplicate/ Triplicate	Sampling Date	Analysis Date	Total Hg (ng/L)	Data Validation Qualifer	Data Validation Comments
W060237	ST061102T4	16m filt		7/30/2006	11/2/2006	0.625	*J*	Sample analyzed between 91 and 180 days after sample collection.
W060238	ST061102T4	18m		7/30/2006	11/2/2006	2.842	*J*	Sample analyzed between 91 and 180 days after sample collection.
W060230	ST061102T4	2m		7/30/2006	11/2/2006	4.460	*J*	Sample analyzed between 91 and 180 days after sample collection.
W060231	ST061102T4	2m filt		7/30/2006	11/2/2006	0.496	*J*	Sample analyzed between 91 and 180 days after sample collection; result is less than the quantitation limit.
W060232	ST061102T4	6m		7/30/2006	11/2/2006	5.218	*J*	Sample analyzed between 91 and 180 days after sample collection.
W060240	ST061102T3	Field Blank		7/30/2006	11/2/2006	0.20	*UJ*	Sample analyzed between 91 and 180 days after sample collection.
W060246	ST061128T1	10m		8/7/2006	11/28/2006	1.575	*J*	Sample analyzed between 91 and 180 days after sample collection.
W060247	ST061128T1	12m		8/7/2006	11/28/2006	3.721	*J*	Sample analyzed between 91 and 180 days after sample collection.
W060248	ST070110T3	14m		8/7/2006	1/10/2007	3.868	*J*	Sample analyzed between 91 and 180 days after sample collection.
W060248	EM070116T1	14m		8/7/2006	1/16/2007	6.439	*J*	Sample analyzed between 91 and 180 days after sample collection.
W060249	ST070110T3	16m		8/7/2006	1/10/2007	3.706	*J*	Sample analyzed between 91 and 180 days after sample collection.
W060249	EM070116T1	16m		8/7/2006	1/16/2007	7.853	*J*	Sample analyzed between 91 and 180 days after sample collection.
W060250	ST070110T3	16m filt		8/7/2006	1/10/2007	1.622	*J*	Sample analyzed between 91 and 180 days after sample collection.
W060251	ST070110T3	18m		8/7/2006	1/10/2007	7.487	*J*	Sample analyzed between 91 and 180 days after sample collection.
W060251	EM070116T1	18m		8/7/2006	1/16/2007	15.170	*J*	Sample analyzed between 91 and 180 days after sample collection.
W060254	EM070116T1	18m FD	Duplicate	8/7/2006	1/16/2007	14.934	*J*	Sample analyzed between 91 and 180 days after sample collection.
W060243	ST061128T1	2m		8/7/2006	11/28/2006	2.801	*J*	Sample analyzed between 91 and 180 days after sample collection.
W060244	ST061128T1	2m filt		8/7/2006	11/28/2006	0.549	*J*	Sample analyzed between 91 and 180 days after sample collection.

Table B-12. Summary of total mercury analytical results

SU Lab ID	Lab Batch ID	Client ID	Duplicate/ Triplicate	Sampling Date	Analysis Date	Total Hg (ng/L)	Data Validation Qualifer	Data Validation Comments
W060245	ST061128T1	6m		8/7/2006	11/28/2006	5.399	*J*	Sample analyzed between 91 and 180 days after sample collection.
W060253	ST061128T1	Field Blank		8/7/2006	11/28/2006	0.20	*UJ*	Sample analyzed between 91 and 180 days after sample collection.
W060413	ST061231T4	Aug bottle bl 1		8/8/2006	12/31/2006	0.20	*UJ*	Sample analyzed between 91 and 180 days after sample collection.
W060259		10m		8/14/2006				
W060267	ST070106T1	10m FD	Duplicate	8/14/2006	1/6/2007	0.721	*J*	Sample analyzed between 91 and 180 days after sample collection.
W060260	ST070106T1	12m		8/14/2006	1/6/2007	1.160	*J*	Sample analyzed between 91 and 180 days after sample collection.
W060261	ST070106T1	14m		8/14/2006	1/6/2007	2.637	*J*	Sample analyzed between 91 and 180 days after sample collection.
W060261	EM070116T1	14m		8/14/2006	1/16/2007	3.826	*J*	Sample analyzed between 91 and 180 days after sample collection.
W060262	ST070106T2	16m		8/14/2006	1/6/2007	3.791	*J*	Sample analyzed between 91 and 180 days after sample collection.
W060262	EM070116T1	16m		8/14/2006	1/16/2007	5.410	*J*	Sample analyzed between 91 and 180 days after sample collection.
W060263	ST070106T2	16m filt		8/14/2006	1/6/2007	1.916	*J*	Sample analyzed between 91 and 180 days after sample collection.
W060263	EM070116T1	16m filt		8/14/2006	1/16/2007	3.083	*J*	Sample analyzed between 91 and 180 days after sample collection.
W060264	ST070106T2	18m		8/14/2006	1/6/2007	8.520	*J*	Sample analyzed between 91 and 180 days after sample collection.
W060264	EM070116T1	18m		8/14/2006	1/16/2007	12.558	*J*	Sample analyzed between 91 and 180 days after sample collection.
W060256	ST070106T1	2m		8/14/2006	1/6/2007	1.311	*J*	Sample analyzed between 91 and 180 days after sample collection.
W060257	ST070106T1	2m filt		8/14/2006	1/6/2007	1.219	*J*	Sample analyzed between 91 and 180 days after sample collection.
W060258	ST070106T1	6m		8/14/2006	1/6/2007	1.206	*J*	Sample analyzed between 91 and 180 days after sample collection.
W060266	ST070106T1	Field Blank		8/14/2006	1/6/2007	0.20	*UJ*	Sample analyzed between 91 and 180 days after sample collection.
W060414	ST061231T4	Aug bottle bl 2		8/19/2006	12/31/2006	0.20	*UJ*	Sample analyzed between 91 and 180 days after sample collection.

Table B-12. Summary of total mercury analytical results

SU Lab ID	Lab Batch ID	Client ID	Duplicate/ Triplicate	Sampling Date	Analysis Date	Total Hg (ng/L)	Data Validation Qualifer	Data Validation Comments
W060272	ST061219T1	10m		8/21/2006	12/19/2006	1.584	*J*	Associated ICV and CCV recovered high; sample analyzed between 91 and 180 days after sample collection.
W060280	ST061219T1	10m FD	Duplicate	8/21/2006	12/19/2006	1.637	*J*	Associated ICV and CCV recovered high; sample analyzed between 91 and 180 days after sample collection.
W060273	ST061219T1	12m		8/21/2006	12/19/2006	2.021	*J*	Associated ICV and CCV recovered high; sample analyzed between 91 and 180 days after sample collection.
W060274	EM070116T2	14m		8/21/2006	1/16/2007	4.068	*J*	Sample analyzed between 91 and 180 days after sample collection.
W060275	EM070116T1	16m		8/21/2006	1/16/2007	4.854	*J*	Sample analyzed between 91 and 180 days after sample collection.
W060276	ST061219T2	16m filt		8/21/2006	12/19/2006	3.430	*J*	Associated ICV and CCV recovered high; sample analyzed between 91 and 180 days after sample collection.
W060277	EM070116T1	18m		8/21/2006	1/16/2007	14.023	*J*	Sample analyzed between 91 and 180 days after sample collection.
W060269	ST061219T1	2m		8/21/2006	12/19/2006	1.779	*J*	Associated ICV and CCV recovered high; sample analyzed between 91 and 180 days after sample collection.
W060270	ST061219T1	2m filt.		8/21/2006	12/19/2006	0.537	*J*	Associated ICV and CCV recovered high; sample analyzed between 91 and 180 days after sample collection.
W060271	ST061219T1	6m		8/21/2006	12/19/2006	1.879	*J*	Associated ICV and CCV recovered high; sample analyzed between 91 and 180 days after sample collection.
W060281	ST061219T1	6m FD	Duplicate	8/21/2006	12/19/2006	2.048	*J*	Associated ICV and CCV recovered high; sample analyzed between 91 and 180 days after sample collection.
W060279	ST061219T1	Field Blank		8/21/2006	12/19/2006	0.20	*UJ*	Sample analyzed between 91 and 180 days after sample collection.
W060283	ST061128T3	Aug Container Bl 2		8/23/2006	11/28/2006	0.20	*UJ*	Sample analyzed between 91 and 180 days after sample collection.
W060282	ST061128T3	Aug Container Bl1		8/23/2006	11/28/2006	0.20	*UJ*	Sample analyzed between 91 and 180 days after sample collection.

Table B-12. Summary of total mercury analytical results

SU Lab ID	Lab Batch ID	Client ID	Duplicate/ Triplicate	Sampling Date	Analysis Date	Total Hg (ng/L)	Data Validation Qualifer	Data Validation Comments
W060284	ST061128T3	Aug Pump Rins. 1		8/23/2006	11/28/2006	0.20	*UJ*	Sample analyzed between 91 and 180 days after sample collection.
W060285	ST061128T3	Aug Pump Rins. 2		8/23/2006	11/28/2006	0.20	*UJ*	Sample analyzed between 91 and 180 days after sample collection.
W060291	ST061219T3	10m		8/28/2006	12/19/2006	1.264	*J*	Associated ICV and CCV recovered high; sample analyzed between 91 and 180 days after sample collection.
W060292	ST061219T3	12m		8/28/2006	12/19/2006	1.680	*J*	Associated ICV and CCV recovered high; sample analyzed between 91 and 180 days after sample collection; sample not properly acidified.
W060293	ST061219T3	14m		8/28/2006	12/19/2006	0.20	*UJ*	Sample analyzed between 91 and 180 days after sample collection.
W060294	ST061219T3	16m		8/28/2006	12/19/2006	5.290	*J*	Associated ICV and CCV recovered high; sample analyzed between 91 and 180 days after sample collection.
W060294	EM070116T2	16m		8/28/2006	1/16/2007	6.392	*J*	Sample analyzed between 91 and 180 days after sample collection.
W060295	EM070116T2	16m filt		8/28/2006	1/16/2007	4.139	*J*	Sample analyzed between 91 and 180 days after sample collection.
W060296	EM070116T2	18m		8/28/2006	1/16/2007	12.280	*J*	Sample analyzed between 91 and 180 days after sample collection.
W060300	ST061219T3	18m FD	Duplicate	8/28/2006	12/19/2006	9.918	*J*	Associated ICV and CCV recovered high; sample analyzed between 91 and 180 days after sample collection.
W060288	ST061219T2	2m		8/28/2006	12/19/2006	1.807	*J*	Associated ICV and CCV recovered high; sample analyzed between 91 and 180 days after sample collection.
W060299	ST061219T2	2m FD	Duplicate	8/28/2006	12/19/2006	1.952	*J*	Associated ICV and CCV recovered high; sample analyzed between 91 and 180 days after sample collection.
W060289	ST061219T2	2m filt		8/28/2006	12/19/2006	0.179	*J*	Associated ICV and CCV recovered high; sample analyzed between 91 and 180 days after sample collection; result is less than the quantitation limit.
W060290	ST061219T2	6m		8/28/2006	12/19/2006	1.903	*J*	Associated ICV and CCV recovered high; sample analyzed between 91 and 180 days after sample collection.

Table B-12. Summary of total mercury analytical results

SU Lab ID	Lab Batch ID	Client ID	Duplicate/ Triplicate	Sampling Date	Analysis Date	Total Hg (ng/L)	Data Validation Qualifer	Data Validation Comments
W060298	ST061219T2	Field Blank		8/28/2006	12/19/2006	0.20	*UJ*	Sample analyzed between 91 and 180 days after sample collection.
W060298	ST070106T1	Field Blank		8/28/2006	1/6/2007	0.20	*UJ*	Sample analyzed between 91 and 180 days after sample collection.
W060313	ST061219T4	10m		9/5/2006	12/19/2006	4.764	*J*	Associated ICV and CCV recovered high; sample analyzed between 91 and 180 days after sample collection.
W060314	ST061219T4	12m		9/5/2006	12/19/2006	2.940	*J*	Associated ICV and CCV recovered high; sample analyzed between 91 and 180 days after sample collection.
W060315	ST061219T4	14m		9/5/2006	12/19/2006	4.385	*J*	Associated ICV and CCV recovered high; sample analyzed between 91 and 180 days after sample collection.
W060316	ST061219T4	16m		9/5/2006	12/19/2006	5.577	*J*	Associated ICV and CCV recovered high; sample analyzed between 91 and 180 days after sample collection.
W060317	ST061219T4	16m-filt		9/5/2006	12/19/2006	2.316	*J*	Associated ICV and CCV recovered high; sample analyzed between 91 and 180 days after sample collection.
W060318	ST061221T1	18m		9/5/2006	12/21/2006	10.874	*J*	Associated OPR recovered high; sample analyzed between 91 and 180 days after sample collection; sample not properly acidified.
W060310	ST061219T3	2m		9/5/2006	12/19/2006	2.933	*J*	Associated ICV and CCV recovered high; sample analyzed between 91 and 180 days after sample collection.
W060311	ST061219T4	2m-filt		9/5/2006	12/19/2006	0.651	*J*	Associated ICV and CCV recovered high; sample analyzed between 91 and 180 days after sample collection.
W060312	ST061219T4	6m		9/5/2006	12/19/2006	3.570	*J*	Associated ICV and CCV recovered high; sample analyzed between 91 and 180 days after sample collection.
W060319	ST061219T4	6m FD	Duplicate	9/5/2006	12/19/2006	3.574	*J*	Associated ICV and CCV recovered high; sample analyzed between 91 and 180 days after sample collection.
W060320	ST061219T3	Field Blank		9/5/2006	12/19/2006	0.20	*UJ*	Sample analyzed between 91 and 180 days after sample collection.

Table B-12. Summary of total mercury analytical results

SU Lab ID	Lab Batch ID	Client ID	Duplicate/ Triplicate	Sampling Date	Analysis Date	Total Hg (ng/L)	Data Validation Qualifer	Data Validation Comments
W060321	ST061219T4	Field Blank		9/5/2006	12/19/2006	0.20	*UJ*	Sample analyzed between 91 and 180 days after sample collection.
W060415	ST061231T4	Sep bottle bl 1		9/7/2006	12/31/2006	0.20	*UJ*	Sample analyzed between 91 and 180 days after sample collection.
W060326	ST061221T1	10m		9/11/2006	12/21/2006	2.056	*J*	Associated OPR recovered high; sample analyzed between 91 and 180 days after sample collection.
W060327	ST061221T1	12m		9/11/2006	12/21/2006	2.473	*J*	Associated OPR recovered high; sample analyzed between 91 and 180 days after sample collection.
W060328	EM070116T2	14m		9/11/2006	1/16/2007	4.300	*J*	Sample analyzed between 91 and 180 days after sample collection.
W060328	ST061221T2	14m		9/11/2006	12/21/2006	4.601	*J*	Associated OPR recovered high; sample analyzed between 91 and 180 days after sample collection.
W060329	ST061221T2	16m		9/11/2006	12/21/2006	4.537	*J*	Associated OPR recovered high; sample analyzed between 91 and 180 days after sample collection.
W060329	EM070116T2	16m		9/11/2006	1/16/2007	6.098	*J*	Sample analyzed between 91 and 180 days after sample collection.
W060330	ST061221T2	16m-filt		9/11/2006	12/21/2006	2.095	*J*	Associated OPR recovered high; sample analyzed between 91 and 180 days after sample collection.
W060331	ST061221T2	18m		9/11/2006	12/21/2006	12.401	*J*	Associated OPR recovered high; sample analyzed between 91 and 180 days after sample collection.
W060331	EM070116T2	18m		9/11/2006	1/16/2007	15.130	*J*	Sample analyzed between 91 and 180 days after sample collection.
W060323	ST061221T1	2m		9/11/2006	12/21/2006	2.432	*J*	Associated OPR recovered high; sample analyzed between 91 and 180 days after sample collection.
W060324	ST061221T1	2m-filt		9/11/2006	12/21/2006	0.455	*J+*	Associated OPR recovered high; sample analyzed between 91 and 180 days after sample collection; result is <5x ICB concentration; result is less than the quantitation limit.
W060325	ST061221T1	6m		9/11/2006	12/21/2006	1.774	*J*	Associated OPR recovered high; sample analyzed between 91 and 180 days after sample collection.
W060332	ST061221T1	6m FD	Duplicate	9/11/2006	12/21/2006	2.195	*J*	Associated OPR recovered high; sample analyzed between 91 and 180 days after sample collection.
W060334	ST061221T1	Field Blank		9/11/2006	12/21/2006	0.20	*UJ*	Sample analyzed between 91 and 180 days after sample collection.
W060416	ST061231T4	Sep bottle bl 2		9/13/2006	12/31/2006	0.20	*UJ*	Sample analyzed between 91 and 180 days after sample collection.

Table B-12. Summary of total mercury analytical results

SU Lab ID	Lab Batch ID	Client ID	Duplicate/ Triplicate	Sampling Date	Analysis Date	Total Hg (ng/L)	Data Validation Qualifer	Data Validation Comments
W060339	ST061221T2	10m		9/18/2006	12/21/2006	2.821	*J*	Associated OPR recovered high; sample analyzed between 91 and 180 days after sample collection.
W060340	ST061229T1	12m		9/18/2006	12/29/2006	4.025	*J+*	Associated CCV recovered high; sample analyzed between 91 and 180 days after sample collection; result result is <5x CCB concentration.
W060341	ST061229T1	14m		9/18/2006	12/29/2006	4.352	*J+*	Associated CCV recovered high; sample analyzed between 91 and 180 days after sample collection; result result is <5x CCB concentration.
W060341	EM070116T2	14m		9/18/2006	1/16/2007	5.797	*J*	Sample analyzed between 91 and 180 days after sample collection.
W060342	ST061229T1	16m		9/18/2006	12/29/2006	6.745	*J*	Associated CCV recovered high; sample analyzed between 91 and 180 days after sample collection.
W060342	EM070116T2	16m		9/18/2006	1/16/2007	7.453	*J*	Sample analyzed between 91 and 180 days after sample collection.
W060343	ST061229T1	16m-filt		9/18/2006	12/29/2006	2.644	*J+*	Associated CCV recovered high; sample analyzed between 91 and 180 days after sample collection; result result is <5x CCB concentration.
W060344	ST061229T1	18m		9/18/2006	12/29/2006	11.633	*J*	Associated CCV recovered high; sample analyzed between 91 and 180 days after sample collection.
W060344	EM070116T2	18m		9/18/2006	1/16/2007	12.513	*J*	Sample analyzed between 91 and 180 days after sample collection.
W060336	ST061229T1	2m		9/18/2006	12/29/2006	2.500	*J+*	Associated CCV recovered high; sample analyzed between 91 and 180 days after sample collection; result result is <5x CCB concentration.
W060337	ST061229T1	2m-filt		9/18/2006	12/29/2006	0.651	*UJ*	Associated CCV recovered high; sample analyzed between 91 and 180 days after sample collection.
W060338	ST061221T2	6m		9/18/2006	12/21/2006	2.591	*J*	Associated OPR recovered high; sample analyzed between 91 and 180 days after sample collection.
W060347	ST061221T1	6m FD	Duplicate	9/18/2006	12/21/2006	2.257	*J*	Associated OPR recovered high; sample analyzed between 91 and 180 days after sample collection.
W060346	ST061221T2	Field Blank		9/18/2006	12/21/2006	0.20	*UJ*	Sample analyzed between 91 and 180 days after sample collection.
W060352	ST061229T2	10m		9/25/2006	12/29/2006	4.556	*J+*	Associated CCV recovered high; sample analyzed between 91 and 180 days after sample collection; result result is <5x CCB concentration.

Table B-12. Summary of total mercury analytical results

SU Lab ID	Lab Batch ID	Client ID	Duplicate/ Triplicate	Sampling Date	Analysis Date	Total Hg (ng/L)	Data Validation Qualifer	Data Validation Comments
W060360	ST061229T2	10m FD	Duplicate	9/25/2006	12/29/2006	4.123	*J+*	Associated CCV recovered high; sample analyzed between 91 and 180 days after sample collection; result result is <5x CCB concentration.
W060361	ST061229T3	10m FT	Triplicate	9/25/2006	12/29/2006	5.753	*J*	Associated CCV recovered high; sample analyzed between 91 and 180 days after sample collection.
W060353	ST061229T2	12m		9/25/2006	12/29/2006	3.635	*J+*	Associated CCV recovered high; sample analyzed between 91 and 180 days after sample collection; result result is <5x CCB concentration.
W060354	ST061229T3	14m		9/25/2006	12/29/2006	6.376	*J*	Associated CCV recovered high; sample analyzed between 91 and 180 days after sample collection.
W060354	EM070116T2	14m		9/25/2006	1/16/2007	8.621	*J*	Sample analyzed between 91 and 180 days after sample collection.
W060355	ST061229T3	16m		9/25/2006	12/29/2006	8.830	*J*	Associated CCV recovered high; sample analyzed between 91 and 180 days after sample collection.
W060355	EM070116T2	16m		9/25/2006	1/16/2007	10.727	*J*	Sample analyzed between 91 and 180 days after sample collection.
W060356	ST061229T3	16m-filt		9/25/2006	12/29/2006	2.352	*J+*	Associated CCV recovered high; sample analyzed between 91 and 180 days after sample collection; result result is <5x CCB concentration.
W060357	ST061229T3	18m		9/25/2006	12/29/2006	9.408	*J*	Associated CCV recovered high; sample analyzed between 91 and 180 days after sample collection.
W060357	EM070116T2	18m		9/25/2006	1/16/2007	11.401	*J*	Sample analyzed between 91 and 180 days after sample collection.
W060349	ST061229T2	2m		9/25/2006	12/29/2006	3.601	*J+*	Associated CCV recovered high; sample analyzed between 91 and 180 days after sample collection; result result is <5x CCB concentration.
W060350	ST061229T2	2m-filt		9/25/2006	12/29/2006	0.369	*UJ*	Associated CCV recovered high; sample analyzed between 91 and 180 days after sample collection.
W060351	ST061229T2	6m		9/25/2006	12/29/2006	3.966	*J+*	Associated CCV recovered high; sample analyzed between 91 and 180 days after sample collection; result result is <5x CCB concentration.
W060368	ST061229T2	Pump rinsate 1		9/25/2006	12/29/2006	0.494	*UJ*	Associated CCV recovered high; sample analyzed between 91 and 180 days after sample collection.
W060369	ST061229T2	Pump rinsate 2		9/25/2006	12/29/2006	0.217	*UJ*	Associated CCV recovered high; sample analyzed between 91 and 180 days after sample collection.
W060366	ST061229T1	Sept. Cont blk 1		9/25/2006	12/29/2006	0.458	*UJ*	Associated CCV recovered high; sample analyzed between 91 and 180 days after sample collection.

Table B-12. Summary of total mercury analytical results

SU Lab ID	Lab Batch ID	Client ID	Duplicate/ Triplicate	Sampling Date	Analysis Date	Total Hg (ng/L)	Data Validation Qualifer	Data Validation Comments
W060367	ST061229T1	Sept. Cont blk 2		9/25/2006	12/29/2006	0.673	*UJ*	Associated CCV recovered high; sample analyzed between 91 and 180 days after sample collection.
W060359	ST061229T2	Field Blank		9/25/2006	12/29/2006	0.20	*UJ*	Sample analyzed between 91 and 180 days after sample collection.
W060374	ST061229T4	10m		10/2/2006	12/29/2006	5.190	*J*	Associated CCV recovered high.
W060375	ST061229T4	12m		10/2/2006	12/29/2006	6.159	*J*	Associated CCV recovered high.
W060376	ST061229T4	14m		10/2/2006	12/29/2006	7.341	*J*	Associated CCV recovered high.
W060377	ST061229T4	16m		10/2/2006	12/29/2006	7.819	*J*	Associated CCV recovered high.
W060378	ST061229T4	16m-filt		10/2/2006	12/29/2006	2.589	*J+*	Associated CCV recovered high; result is <5x CCB concentration.
W060379	ST061231T1	18m		10/2/2006	12/31/2006	5.337		
W060382	ST061231T1	18m FD	Duplicate	10/2/2006	12/31/2006	5.069		
W060383	ST061231T1	18m FT	Triplicate	10/2/2006	12/31/2006	5.818	*J*	Sample not properly acidified and analyzed greater than 28 days after sample collection.
W060371	ST061229T4	2m		10/2/2006	12/29/2006	4.503	*J+*	Associated CCV recovered high; result is <5x CCB concentration.
W060372	ST061229T4	2m-filt		10/2/2006	12/29/2006	0.633	*UJ*	Associated CCV recovered high.
W060373	ST061229T4	6m		10/2/2006	12/29/2006	2.942	*J+*	Associated CCV recovered high; result is <5x CCB concentration.
W060381	ST061231T1	Field Blank		10/2/2006	12/31/2006	0.583		Sample not properly acidified and analyzed greater than 28 days after sample collection.
W060391	ST061231T1	10m		10/9/2006	12/31/2006	3.221		
W060392	ST061231T1	12m		10/9/2006	12/31/2006	4.333		
W060399	ST061231T1	12m FD	Duplicate	10/9/2006	12/31/2006	3.224		
W060393	ST061231T1	14m		10/9/2006	12/31/2006	5.369		
W060394	ST061231T2	16m		10/9/2006	12/31/2006	4.211		
W060395	ST061231T2	16m-filt		10/9/2006	12/31/2006	1.018		
W060396	ST061231T2	18m		10/9/2006	12/31/2006	4.663	*J*	Sample not properly acidified and analyzed greater than 28 days after sample collection.
W060388	ST061231T1	2m		10/9/2006	12/31/2006	1.564		
W060389	ST061231T1	2m-filt		10/9/2006	12/31/2006	0.452	*J*	Result is less than the quantitation limit.
W060398	ST061231T1	Field Blank		10/9/2006	12/31/2006	0.20	*U*	
	ST061229T4	Oct Cont. Blank		10/12/2006	12/29/2006	0.20	*U*	
	ST061231T4	Oct Pump rins. 2		10/12/2006	12/31/2006	0.20	*U*	
	ST061231T4	Oct.Pump rins. 1		10/12/2006	12/31/2006	0.20	*U*	
W060404	ST061231T2	10m		10/16/2006	12/31/2006	4.215		
W060412	ST061231T3	10m FD	Duplicate	10/16/2006	12/31/2006	4.443		

Table B-12. Summary of total mercury analytical results

SU Lab ID	Lab Batch ID	Client ID	Duplicate/ Triplicate	Sampling Date	Analysis Date	Total Hg (ng/L)	Data Validation Qualifer	Data Validation Comments
W060405	ST061231T2	12m		10/16/2006	12/31/2006	4.191		
W060406	ST061231T2	14m		10/16/2006	12/31/2006	4.364		
W060407	ST061231T3	16m		10/16/2006	12/31/2006	5.484		
W060408	ST061231T3	16m f.		10/16/2006	12/31/2006	0.409	*J*	Result is less than the quantitation limit.
W060409	ST061231T3	18m		10/16/2006	12/31/2006	2.952		
W060401	ST061231T2	2m		10/16/2006	12/31/2006	4.516		
W060402	ST061231T4	2m f.		10/16/2006	12/31/2006	0.385	*J*	Result is less than the quantitation limit.
W060403	ST061231T2	6m		10/16/2006	12/31/2006	4.313		
W060411	ST061231T2	Field Blank		10/16/2006	12/31/2006	0.20	*U*	
W060421	ST061231T3	10m		10/23/2006	12/31/2006	3.076		
W060422	ST061231T3	12m		10/23/2006	12/31/2006	2.976		
W060429	ST061231T3	12m FD	Duplicate	10/23/2006	12/31/2006	2.805		
W060423	ST061231T4	14m		10/23/2006	12/31/2006	2.938		
W060424	ST061231T4	16m		10/23/2006	12/31/2006	3.188		
W060425	ST061231T4	16m-filt		10/23/2006	12/31/2006	0.373	*J*	Result is less than the quantitation limit.
W060426	ST061231T4	18m		10/23/2006	12/31/2006	3.312		
W060418	ST061231T3	2m		10/23/2006	12/31/2006	3.027		
W060419	ST061231T3	2m-filt		10/23/2006	12/31/2006	0.345	*J*	Result is less than the quantitation limit.
W060420	ST061231T1	6m		10/23/2006	12/31/2006	3.069		
W060428	ST061231T3	Field Blank		10/23/2006	12/31/2006	0.20	*U*	
W060434	ST070106T1	10m		11/1/2006	1/6/2007	3.982		
W060435	ST070110T1	12m		11/1/2006	1/10/2007	4.028		
W060436	ST070110T1	14m		11/1/2006	1/10/2007	4.041		
W060437	ST070110T3	16m		11/1/2006	1/10/2007	4.194		
W060438	ST070110T1	16m-filt		11/1/2006	1/10/2007	0.727		
W060439	ST070110T1	18m		11/1/2006	1/10/2007	4.516		
W060431	ST070106T1	2m		11/1/2006	1/6/2007	3.408		
W060432	ST070106T1	2m-filt		11/1/2006	1/6/2007	0.843		
W060433	ST070110T1	6m		11/1/2006	1/10/2007	4.126		
W060442	ST070106T1	6m FD	Duplicate	11/1/2006	1/6/2007	4.212		
W060471	ST070110T3	Nov bottle blank 1		11/1/2006	1/10/2007	0.20	*U*	
W060441	ST070106T1	Field Blank		11/1/2006	1/6/2007	0.20	*U*	
W060448	ST070110T1	10m		11/14/2006	1/10/2007	3.016		
W060449	ST070110T1	12m		11/14/2006	1/10/2007	3.926		
W060450	ST070110T2	14m		11/14/2006	1/10/2007	1.236		
W060451	ST070110T2	16m		11/14/2006	1/10/2007	1.496		
W060453	ST070110T2	18m		11/14/2006	1/10/2007	0.748		

Table B-12. Summary of total mercury analytical results

SU Lab ID	Lab Batch ID	Client ID	Duplicate/ Triplicate	Sampling Date	Analysis Date	Total Hg (ng/L)	Data Validation Qualifer	Data Validation Comments
W060445	ST070110T1	2m		11/14/2006	1/10/2007	2.702		
W060456	ST070110T1	2m FD	Duplicate	11/14/2006	1/10/2007	3.009		
W060447	ST070110T1	6m		11/14/2006	1/10/2007	3.093		
W060455	ST070110T2	Field Blank		11/14/2006	1/10/2007	0.20	*U*	
W060461	ST070110T2	10m		11/27/2006	1/10/2007	1.754		
W060462	ST070110T2	12m		11/27/2006	1/10/2007	2.807		
W060463	ST070110T2	14m		11/27/2006	1/10/2007	1.018		
W060464	ST070110T3	16m		11/27/2006	1/10/2007	1.919		
W060465	ST070110T3	16m-filt		11/27/2006	1/10/2007	0.343	*J*	Result is less than the quantitation limit.
W060466	ST070110T3	18m		11/27/2006	1/10/2007	2.451		
W060458	ST070110T2	2m		11/27/2006	1/10/2007	1.633		
W060459	ST070110T2	2m-filt		11/27/2006	1/10/2007	0.435	*J*	Result is less than the quantitation limit.
W060460	ST070110T3	6m		11/27/2006	1/10/2007	1.617		
W060469	ST070110T3	6m FD	Duplicate	11/27/2006	1/10/2007	1.734		
W060468	ST070110T2	Field Blank		11/27/2006	1/10/2007	0.20	*U*	
	ST060627T1	April bottle bl. 1			6/27/2006	0.20	*U*	
	ST060627T1	April bottle bl.2			6/27/2006	0.20	*U*	
	ST060406T3	Cont. blank 1			4/6/2006	0.20	*UJ*	Associated CCV recovered low.
	ST060406T3	Cont. blank 3			4/6/2006	0.20	*UJ*	Associated CCV recovered low.
	ST060406T3	Cont. blank2			4/6/2006	0.20	*UJ*	Associated CCV recovered low.
W060443	ST061231T4	October bottle bl 1			12/31/2006	0.20	*U*	
	ST061231T4	October bottle bl 2			12/31/2006	0.20	*U*	
	ST060406T3	Pump rinsate 1			4/6/2006	0.20	*UJ*	Associated CCV recovered low.
	ST060406T3	Pump rinsate 2			4/6/2006	0.20	*UJ*	Associated CCV recovered low.
	ST060406T3	Pump rinsate 3			4/6/2006	0.20	*UJ*	Associated CCV recovered low.

Note: CCB - continuting calibration blank
CCV - continuing calibration verification
ICB - initial calibration blank
ICV - initial calibration verification
J - estimated
J+ - result is an estimated value and may be biased high because of contamination noted in the associated method blank(s).
OPR - ongoing precision and recover
R - rejected
U - undetected at given detection limit

Table B-13. Summary of methylmercury analytical results

SU Lab ID	Lab Batch ID	Client ID	Duplicate/ Triplicate	Sampling Date	Analysis Date	Methyl Hg (ng/L)	Data Validation Qualifer	Data Validation Comments
W030002	ST042706M1	2m		4/3/2006	4/27/2006	0.067		
W030002a	ST042706M1	2m-filt		4/3/2006	4/27/2006	0.020	*U*	
W060001	ST042706M1	0m		4/3/2006	4/27/2006	0.020	*U*	
W060004	ST042706M1	6m		4/3/2006	4/27/2006	0.108		
W060005	ST042706M1	6m FD	Duplicate	4/3/2006	4/27/2006	0.076		
W060006	ST042706M1	10m		4/3/2006	4/27/2006	0.096		
W060007	ST042706M1	12m		4/3/2006	4/27/2006	0.093		
W060008	ST042706M1	14m		4/3/2006	4/27/2006	0.092		
W060009	ST042706M1	16m		4/3/2006	4/27/2006	0.021	*J*	Result less than quantitation limit.
W060009a	ST042706M1	16m-filt		4/3/2006	4/27/2006	0.025	*J*	Result less than quantitation limit.
W060010	ST042706M2	18m		4/3/2006	4/27/2006	0.093		
W030014	ST042706M1	6m		4/10/2006	4/27/2006	0.239	*J*	Poor field duplicate precision.
W060012	ST042706M1	0m		4/10/2006	4/27/2006	0.091		
W060013	ST042706M1	2m		4/10/2006	4/27/2006	0.104		
W060013a	ST042706M2	2m-filt		4/10/2006	4/27/2006	0.048	*J*	Poor laboratory duplicate precision; result less than quantitation limit.
W060015	ST042706M1	6m FD	Duplicate	4/10/2006	4/27/2006	0.073	*J*	Poor field duplicate precision.
W060016	ST042706M2	10m		4/10/2006	4/27/2006	0.119		
W060017	ST051806M1	14m		4/10/2006	5/18/2006	0.117		
W060018	ST042706M2	16m		4/10/2006	4/27/2006	0.087		
W060019	ST042706M2	16m-filt		4/10/2006	4/27/2006	0.055		
W060019a	ST042706M2	18m		4/10/2006	4/27/2006	0.103		
W060020	ST051806M1	0m		4/17/2006	5/18/2006	0.198		
W060021	ST051806M1	2m		4/17/2006	5/18/2006	0.142		
W060022	ST051806M1	2m-filt		4/17/2006	5/18/2006	0.047	*J*	Result less than quantitation limit.
W060024	ST051806M1	6m		4/17/2006	5/18/2006	0.113	*J*	Poor laboratory duplicate precision.
W060025	ST051806M1	10m		4/17/2006	5/18/2006	0.067		
W060026	ST051806M1	12m		4/17/2006	5/18/2006	0.091		
W060027	ST051806M1	14m		4/17/2006	5/18/2006	0.054		
W060028	ST061306M1	16m		4/17/2006	6/13/2006	0.077		
W060029	ST061306M2	16m-filt		4/17/2006	6/13/2006	0.035	*J*	Result less than quantitation limit.
W060030	ST061306M1	18m		4/17/2006	6/13/2006	0.067		
W060031	ST051806M1	Trip Blank		4/17/2006	5/18/2006	0.020	*U*	
W060032	ST061306M1	6m FD	Duplicate	4/17/2006	6/13/2006	0.086		

Table B-13. Summary of methylmercury analytical results

SU Lab ID	Lab Batch ID	Client ID	Duplicate/ Triplicate	Sampling Date	Analysis Date	Methyl Hg (ng/L)	Data Validation Qualifer	Data Validation Comments
W060033	ST061306M1	0m		4/24/2006	6/13/2006	0.055		
W060034	ST061306M1	2m		4/24/2006	6/13/2006	0.091		
W060035	ST061306M2	2m-filt		4/24/2006	6/13/2006	0.035	*J*	Result less than quantitation limit.
W060036	ST061306M1	6m		4/24/2006	6/13/2006	0.079		
W060037	ST061306M2	10m		4/24/2006	6/13/2006	0.020	*U*	
W060038	ST061306M1	12m		4/24/2006	6/13/2006	0.078		
W060039	ST061306M2	14m		4/24/2006	6/13/2006	0.086		
W060040	ST061306M2	16m		4/24/2006	6/13/2006	0.064		
W060042	ST061306M2	18m		4/24/2006	6/13/2006	0.079		
W060043	ST061306M2	Trip Blank		4/24/2006	6/13/2006	0.020	*U*	
W060044	ST061306M2	10m FD	Duplicate	4/24/2006	6/13/2006	0.070		
W060045	ST061306M2	0m		5/1/2006	6/13/2006	0.075		
W060046	ST061306M2	2m		5/1/2006	6/13/2006	0.122		
W060047	ST0060916M1	2m-filt		5/1/2006	9/16/2006	0.052		
W060048	ST0060916M1	6m		5/1/2006	9/16/2006	0.111		
W060049	ST060924M1	10m		5/1/2006	9/24/2006	0.098	*J*	Associated OPR recovered low.
W060050	ST0060916M1	12m		5/1/2006	9/16/2006	0.103	*J*	Poor laboratory duplicate precision.
W060051	ST0060916M1	14m		5/1/2006	9/16/2006	0.072		
W060052	ST060924M1	16m		5/1/2006	9/24/2006	0.073	*J*	Associated OPR recovered low.
W060053	ST071306M1	16m-filt		5/1/2006	7/13/2006	0.027	*J*	Result less than quantitation limit.
W060054	ST0060916M1	18m		5/1/2006	9/16/2006	0.109		
W060055	ST0060916M1	18m FD	Duplicate	5/1/2006	9/16/2006	0.088		
W060057	ST062906M1	2m		5/8/2006	6/29/2006	0.128	*J*	Associated OPR recovered low.
W060058	ST062906M1	6m		5/8/2006	6/29/2006	0.082	*J*	Associated OPR recovered low.
W060059	ST062906M1	6m FD	Duplicate	5/8/2006	6/29/2006	0.079	*J*	Associated OPR recovered low.
W060060	ST062906M1	10m		5/8/2006	6/29/2006	0.078	*J*	Associated OPR recovered low.
W060061	ST062906M1	12m		5/8/2006	6/29/2006	0.071	*J*	Associated OPR recovered low.
W060062	ST062906M1	14m		5/8/2006	6/29/2006	0.074	*J*	Associated OPR recovered low.
W060063	ST062906M2	16m-filt		5/8/2006	6/29/2006	0.031	*J*	Associated OPR recovered low; result less than quantitation limit.
W060064	ST062906M2	16m		5/8/2006	6/29/2006	0.076	*J*	Associated OPR recovered low.
W060065	ST062906M2	18m		5/8/2006	6/29/2006	0.073	*J*	Associated OPR recovered low.
W060069	ST062906M1	2m-filt		5/8/2006	6/29/2006	0.057	*J*	Associated OPR recovered low.
W060070	ST060924M1	2m-filt		5/15/2006	9/24/2006	0.067	*J*	Associated OPR recovered low.

Table B-13. Summary of methylmercury analytical results

SU Lab ID	Lab Batch ID	Client ID	Duplicate/ Triplicate	Sampling Date	Analysis Date	Methyl Hg (ng/L)	Data Validation Qualifer	Data Validation Comments
W060071	ST062906M2	2m		5/15/2006	6/29/2006	0.085	*J*	Associated OPR recovered low.
W060072	ST062906M2	6m		5/15/2006	6/29/2006	0.070	*J*	Associated OPR recovered low.
W060073	ST062906M2	10m		5/15/2006	6/29/2006	0.046	*J*	Associated OPR recovered low; result less than quantitation limit.
W060074	ST062906M2	12m		5/15/2006	6/29/2006	0.054	*J*	Associated OPR recovered low.
W060075	ST071306M1	14m		5/15/2006	7/13/2006	0.059		
W060076	ST062906M2	16m		5/15/2006	6/29/2006	0.036	*J*	Associated OPR recovered low; result less than quantitation limit.
W060077	ST071306M1	16m-filt		5/15/2006	7/13/2006	0.107		
W060078	ST071306M1	18m		5/15/2006	7/13/2006	0.107		
W060079	ST071306M1	Trip Blank		5/15/2006	7/13/2006	0.020	*U*	
W060080	ST071306M1	12m FD	Duplicate	5/15/2006	7/13/2006	0.040	*J*	Result less than quantitation limit.
W060081	ST062906M2	12m FT	Triplicate	5/15/2006	6/29/2006	0.052	*J*	Associated OPR recovered low.
W060082	ST071306M1	2m		5/22/2006	7/13/2006	0.092		
W060083	ST060809M1	2m-filt		5/22/2006	8/9/2006	0.050	*U*	Result negated due to method blank concentration.
W060084	ST060809M1	6m		5/22/2006	8/9/2006	0.073	*J+*	Result is <5x method blank concentration.
W060085	ST060809M1	10m		5/22/2006	8/9/2006	0.097	*J+*	Result is <5x method blank concentration.
W060086	ST060809M1	12m		5/22/2006	8/9/2006	0.112	*J+*	Result is <5x method blank concentration.
W060087	ST060809M1	14m		5/22/2006	8/9/2006	0.111	*J+*	Result is <5x method blank concentration.
W060088	ST060809M1	16m		5/22/2006	8/9/2006	0.103	*J+*	Result is <5x method blank concentration.
W060089	ST060809M1	16m-filt		5/22/2006	8/9/2006	0.048	*U*	Result negated due to method blank concentration.
W060090	ST060809M1	18m		5/22/2006	8/9/2006	0.089	*J+*	Result is <5x method blank concentration.
W060092	ST071306M1	2m FD	Duplicate	5/22/2006	7/13/2006	0.115		
W060093	ST060809M1	2m		5/30/2006	8/9/2006	0.136	*J+*	Result is <5x method blank concentration.
W060094	ST0060916M1	2m-filt		5/30/2006	9/16/2006	0.027	*J*	Result less than quantitation limit.
W060095	ST060809M2	6m		5/30/2006	8/9/2006	0.102	*J+*	Result is <5x method blank concentration.
W060096	ST060916M2	10m		5/30/2006	9/16/2006	0.073		
W060097	ST060809M2	12m		5/30/2006	8/9/2006	0.123	*J+*	Result is <5x method blank concentration.
W060098	ST060809M2	14m		5/30/2006	8/9/2006	0.020	*U*	Result negated due to method blank concentration.
W060099	ST060809M2	16m		5/30/2006	8/9/2006	0.091	*J+*	Result is <5x method blank concentration.

Table B-13. Summary of methylmercury analytical results

SU Lab ID	Lab Batch ID	Client ID	Duplicate/ Triplicate	Sampling Date	Analysis Date	Methyl Hg (ng/L)	Data Validation Qualifer	Data Validation Comments
W060100	ST060809M2	16m-filt		5/30/2006	8/9/2006	0.054	*U*	Result negated due to method blank concentration.
W060101	ST060809M2	18m		5/30/2006	8/9/2006	0.437		
W060103	ST0060916M1	10m FD	Duplicate	5/30/2006	9/16/2006	0.074		
W060108	ST060910M1	2m		6/5/2006	9/10/2006	0.132		
W060109	ST060910M1	2m-filt		6/5/2006	9/10/2006	0.048	*J*	Result less than quantitation limit.
W060110	ST060910M1	6m		6/5/2006	9/10/2006	0.056		
W060111	ST060910M1	10m		6/5/2006	9/10/2006	0.073		
W060112	ST060910M1	12m		6/5/2006	9/10/2006	0.096		
W060113	ST060910M1	14m		6/5/2006	9/10/2006	0.070		
W060114	ST060910M1	16m		6/5/2006	9/10/2006	0.074		
W060115	ST060910M1	16m-filt		6/5/2006	9/10/2006	0.034	*J*	Result less than quantitation limit.
W060116	ST060910M1	18m		6/5/2006	9/10/2006	0.242		
W060117	ST060910M1	Field Blank		6/5/2006	9/10/2006	0.020	*U*	
W060118	ST060910M2	18m FD	Duplicate	6/5/2006	9/10/2006	0.233		
	ST060910M2	Pump rinsate 3		6/5/2006	9/10/2006	0.020	*U*	
W060119	ST060910M2	2m		6/12/2006	9/10/2006	0.109		
W060120	ST060916M2	2m-filt		6/12/2006	9/16/2006	0.052		
W060121	ST060910M2	6m		6/12/2006	9/10/2006	0.107		
W060122	ST060910M2	10m		6/12/2006	9/10/2006	0.106		
W060123	ST060910M2	12m		6/12/2006	9/10/2006	0.240		
W060124	ST060910M2	14m		6/12/2006	9/10/2006	0.687		
W060125	ST060924M1	16m		6/12/2006	9/24/2006	0.872	*J*	Associated OPR recovered low.
W060126	ST060924M1	16m-filt		6/12/2006	9/24/2006	0.210	*J*	Associated OPR recovered low.
W060127	ST060916M2	18m		6/12/2006	9/16/2006	1.774		
W060129	ST060910M2	6m FD	Duplicate	6/12/2006	9/10/2006	0.143		
W060130	ST060916M2	2m		6/19/2006	9/16/2006	0.126		
W060131	ST060916M2	2m-filt		6/19/2006	9/16/2006	0.052		
W060132	ST060916M2	6m		6/19/2006	9/16/2006	0.201		
W060133	ST060916M2	10m		6/19/2006	9/16/2006	0.169		
W060134	ST060916M2	12m		6/19/2006	9/16/2006	0.163		
W060135	ST060916M2	14m		6/19/2006	9/16/2006	0.352		
W060136	ST060924M1	16m		6/19/2006	9/24/2006	0.704	*J*	Associated OPR recovered low.
W060137	ST060924M1	16m-filt		6/19/2006	9/24/2006	0.130	*J*	Associated OPR recovered low.

Table B-13. Summary of methylmercury analytical results

SU Lab ID	Lab Batch ID	Client ID	Duplicate/ Triplicate	Sampling Date	Analysis Date	Methyl Hg (ng/L)	Data Validation Qualifer	Data Validation Comments
W060138	ST060924M2	18m		6/19/2006	9/24/2006	3.383	*J*	Associated OPR recovered low; poor field duplicate precision.
W060140	ST070109M1	18m FD	Duplicate	6/19/2006	1/9/2007	4.993	*J*	Samples were analyzed between 6 months and one year after sample collection; poor field duplicate precision.
W060141	ST060924M2	2m		6/26/2006	9/24/2006	0.076	*J*	Associated OPR recovered low.
W060142	ST060924M2	2m-filt		6/26/2006	9/24/2006	0.035	*J*	Associated OPR recovered low; result less than quantitation limit.
W060143	ST061005M1	6m		6/26/2006	10/5/2006	0.112		
W060144	ST060924M2	10m		6/26/2006	9/24/2006	0.195	*J*	Associated OPR recovered low.
W060145	ST061005M1	12m		6/26/2006	10/5/2006	0.127		
W060147	ST070109M1	16m		6/26/2006	1/9/2007	2.720	*J*	Samples were analyzed between 6 months and one year after sample collection.
W060148	ST061005M1	16m-filt		6/26/2006	10/5/2006	2.131		
W060149	ST061005M1	18m		6/26/2006	10/5/2006	3.393		
W060151	ST060924M2	10m FD	Duplicate	6/26/2006	9/24/2006	0.195	*J*	Associated OPR recovered low.
W060152	ST060924M2	10m FT	Triplicate	6/26/2006	9/24/2006	0.208	*J*	Associated OPR recovered low.
W060155	ST061005M1	10m new hose		6/26/2006	10/5/2006	0.127		
W060156	ST060924M2	10m new h FD	Duplicate	6/26/2006	9/24/2006	0.150	*J*	Associated OPR recovered low.
W060157	ST060924M2	10m new h FT	Triplicate	6/26/2006	9/24/2006	0.121	*J*	Associated OPR recovered low.
W060162	ST061005M2	2m		7/4/2006	10/5/2006	0.171		
W060163	ST061005M2	2m-filt		7/4/2006	10/5/2006	0.047	*J*	Result less than quantitation limit.
W060164	ST061005M2	6m		7/4/2006	10/5/2006	0.151		
W060165	ST061005M2	10m		7/4/2006	10/5/2006	0.172		
W060166	ST061005M2	12m		7/4/2006	10/5/2006	0.382		
W060167	ST061008M1	14m		7/4/2006	10/8/2006	0.748		
W060168	ST061008M1	16m		7/4/2006	10/8/2006	2.168		
W060169	ST061008M1	16m-filt		7/4/2006	10/8/2006	0.632		
W060170	ST061005M2	18m		7/4/2006	10/5/2006	3.907		
W060171	ST061005M2	Field Blank		7/4/2006	10/5/2006	0.020	*U*	
W060172	ST061005M2	10m FD	Duplicate	7/4/2006	10/5/2006	0.159		
W060176	ST061008M1	2m		7/10/2006	10/8/2006	0.071		
W060177	ST061008M1	2m-filt		7/10/2006	10/8/2006	0.055		
W060178	ST061008M2	6m old hose		7/10/2006	10/8/2006	0.096		

Table B-13. Summary of methylmercury analytical results

SU Lab ID	Lab Batch ID	Client ID	Duplicate/ Triplicate	Sampling Date	Analysis Date	Methyl Hg (ng/L)	Data Validation Qualifer	Data Validation Comments
W060179	ST061015M1	10m		7/10/2006	10/15/2006	0.096		
W060180	ST061008M2	12m		7/10/2006	10/8/2006	0.321		
W060181	ST061008M2	14m		7/10/2006	10/8/2006	1.106		
W060182	ST061008M2	16m		7/10/2006	10/8/2006	2.161		
W060184	ST061008M2	16m-filt		7/10/2006	10/8/2006	1.368		
W060185	ST061008M2	18m		7/10/2006	10/8/2006	1.147		
W060187	ST070109M1	6m FD old h	Duplicate	7/10/2006	1/9/2007	0.124		
W060188	ST061008M1	6m FT old h	Triplicate	7/10/2006	10/8/2006	0.095		
W060191	ST061008M1	6m new hose		7/10/2006	10/8/2006	0.085	*J*	Poor field duplicate precision.
W060192	ST061008M2	6m new h FD	Duplicate	7/10/2006	10/8/2006	0.059	*J*	Poor field duplicate precision.
W060193	ST070109M1	6m new h FT	Triplicate	7/10/2006	1/9/2007	0.102		
W060197	ST061008M2	New Pump Blk #1		7/10/2006	10/8/2006	0.020	*U*	
W060204	ST061018M1	2m		7/17/2006	10/18/2006	0.058		
W060205	ST061015M1	2m filt		7/17/2006	10/15/2006	0.051		
W060206	ST061018M1	6m		7/17/2006	10/18/2006	0.089	*J*	Poor laboratory duplicate precision.
W060207	ST061015M1	10m		7/17/2006	10/15/2006	0.115		
W060208	ST061015M2	12m		7/17/2006	10/15/2006	0.145		
W060209	ST061018M1	14m		7/17/2006	10/18/2006	0.711		
W060210	ST061015M2	16m		7/17/2006	10/15/2006	2.187		
W060211	ST061015M1	16m filt		7/17/2006	10/15/2006	1.413		
W060212	ST061018M1	18m		7/17/2006	10/18/2006	3.482		
W060215	ST061018M1	6m FD	Duplicate	7/17/2006	10/18/2006	0.089		
W060217	EM061128M1	2m		7/24/2006	12/1/2006	0.125	*J+*	Associated CCV recovered low; associated LCS recovered high; result is <5x method blank concentration.
W060218	ST061015M2	2m filt		7/24/2006	10/15/2006	0.031	*J*	Result less than quantitation limit.
W060219	ST061015M2	6m		7/24/2006	10/15/2006	0.072		
W060220	EM061128M1	10m		7/24/2006	12/1/2006	0.200	*J*	Associated CCV recovered low; associated LCS recovered high; poor field duplicate precision.
W060221	ST061015M2	12m		7/24/2006	10/15/2006	0.151		
W060222	ST061015M2	14m		7/24/2006	10/15/2006	1.438		
W060223	ST061018M2	16m		7/24/2006	10/18/2006	3.695		
W060224	ST061015M2	16m filt		7/24/2006	10/15/2006	0.052		
W060225	ST061018M2	18m		7/24/2006	10/18/2006	5.873		

Table B-13. Summary of methylmercury analytical results

SU Lab ID	Lab Batch ID	Client ID	Duplicate/ Triplicate	Sampling Date	Analysis Date	Methyl Hg (ng/L)	Data Validation Qualifer	Data Validation Comments
W060228	ST061018M2	10m FD	Duplicate	7/24/2006	10/18/2006	0.325	*J*	Poor field duplicate precision.
W060230	ST061018M2	2m		7/30/2006	10/18/2006	0.067		
W060231	ST061018M2	2m filt		7/30/2006	10/18/2006	0.020	*U*	
W060232	ST061018M2	6m		7/30/2006	10/18/2006	0.102		
W060233	ST061018M2	10m		7/30/2006	10/18/2006	0.090	*J*	Poor laboratory duplicate precision.
W060234	ST061018M2	12m		7/30/2006	10/18/2006	0.330		
W060235	EM061128M1	14m		7/30/2006	12/1/2006	0.072	*J+*	Associated CCV recovered low; associated LCS recovered high; result is <5x method blank concentration.
W060236	ST070111M1	16m		7/30/2006	1/11/2007	1.331		
W060237	EM061128M1	16m filt		7/30/2006	12/1/2006	1.292	*J*	Associated CCV recovered low; associated LCS recovered high.
W060238	ST070109M1	18m		7/30/2006	1/9/2007	0.107		
W060243	ST061201M1	2m		8/7/2006	12/1/2006	0.094	*J+*	Associated CCV recovered low; associated LCS recovered high; result is <5x method blank concentration.
W060244	ST061201M1	2m filt		8/7/2006	12/1/2006	0.042	*J+*	Associated CCV recovered low; associated LCS recovered high; result is <5x method blank concentration; result less than quantitation limit.
W060245	ST061213M2	6m		8/7/2006	12/13/2006	0.181		
W060246	ST061201M1	10m		8/7/2006	12/1/2006	0.316	*J*	Associated CCV recovered low; associated LCS recovered high.
W060247	ST061201M1	12m		8/7/2006	12/1/2006	0.248	*J*	Associated CCV recovered low; associated LCS recovered high.
W060248	ST070108M1	14m		8/7/2006	1/8/2007	3.404		
W060249	ST070108M1	16m		8/7/2006	1/8/2007	4.811		
W060250	ST070108M1	16m filt		8/7/2006	1/8/2007	2.742		
W060251	ST061209M1	18m		8/7/2006	12/9/2006	13.259		
W060254	ST061209M1	18m FD	Duplicate	8/7/2006	12/9/2006	12.906		
W060256	EM061107M1	2m		8/14/2006	11/7/2006	0.089		
W060257	EM061107M1	2m filt		8/14/2006	11/7/2006	0.059		
W060258	ST061202M2	6m		8/14/2006	12/2/2006	0.020	*UJ*	Associated CCV recovered low.
W060259	EM061107M1	10m		8/14/2006	11/7/2006	0.190		
W060260	EM061107M1	12m		8/14/2006	11/7/2006	0.593		

Table B-13. Summary of methylmercury analytical results

SU Lab ID	Lab Batch ID	Client ID	Duplicate/ Triplicate	Sampling Date	Analysis Date	Methyl Hg (ng/L)	Data Validation Qualifer	Data Validation Comments
W060261	EM061107M1	14m		8/14/2006	11/7/2006	1.409		
W060262	EM061117M1	16m		8/14/2006	11/17/2006	3.017		
W060263	EM061117M1	16m filt		8/14/2006	11/17/2006	1.537		
W060264	ST061202M2	18m		8/14/2006	12/2/2006	9.482	*J*	Associated CCV recovered low.
W060267	ST061202M2	10m FD	Duplicate	8/14/2006	12/2/2006	0.154	*J*	Associated CCV recovered low.
W060269	EM061117M1	2m		8/21/2006	11/17/2006	0.093		
W060270	ST061202M2	2m filt		8/21/2006	12/2/2006	0.047	*J*	Associated CCV recovered low; result less than quantitation limit.
W060271	EM061117M1	6m		8/21/2006	11/17/2006	0.120		
W060272	ST061202M1	10m		8/21/2006	12/2/2006	0.376	*J*	Associated CCV recovered low.
W060273	ST061202M1	12m		8/21/2006	12/2/2006	0.927	*J*	Associated CCV recovered low.
W060274	ST061202M1	14m		8/21/2006	12/2/2006	1.411	*J*	Associated CCV recovered low.
W060275	ST061205M1	16m		8/21/2006	12/5/2006	6.605		
W060276	ST061202M1	16m filt		8/21/2006	12/2/2006	2.849	*J*	Associated CCV recovered low.
W060277	ST070108M1	18m		8/21/2006	1/8/2007	8.371		
W060279	EM061117M1	Field Blank		8/21/2006	11/17/2006	0.020	*U*	
W060280	ST061202M1	10m FD	Duplicate	8/21/2006	12/2/2006	0.363	*J*	Associated CCV recovered low.
W060281	EM061117M1	6m FD	Duplicate	8/21/2006	11/17/2006	0.113		
W060288	ST061202M1	2m		8/28/2006	12/2/2006	0.088	*J*	Associated CCV recovered low.
W060289	ST061202M1	2m filt		8/28/2006	12/2/2006	0.020	*UJ*	Associated CCV recovered low.
W060290	EM061205M1	6m		8/28/2006	12/5/2006	0.087		
W060291	EM061205M1	10m		8/28/2006	12/5/2006	0.341		
W060292	EM061205M1	12m		8/28/2006	12/5/2006	2.404		
W060293	ST070108M1	14m		8/28/2006	1/8/2007	0.044	*J+*	Result is <5x ICB concentration; result less than quantitation limit.
W060294	EM061205M1	16m		8/28/2006	12/5/2006	3.689	*J*	Poor laboratory duplicate precision.
W060295	EM061205M1	16m filt		8/28/2006	12/5/2006	1.642		
W060296	EM061205M1	18m		8/28/2006	12/5/2006	7.426		
W060299	ST061202M2	2m FD	Duplicate	8/28/2006	12/2/2006	0.088	*J*	Associated CCV recovered low.
W060300	EM061205M1	18m FD	Duplicate	8/28/2006	12/5/2006	8.334		
W060310	EM061209M1	2m		9/5/2006	12/9/2006	0.022	*U*	Result negated due to method blank concentration.
W060311	EM061209M1	2m-filt		9/5/2006	12/9/2006	0.020	*U*	
W060312	EM061209M1	6m		9/5/2006	12/9/2006	0.099	*J+*	Result is <5x method blank concentration.

Table B-13. Summary of methylmercury analytical results

SU Lab ID	Lab Batch ID	Client ID	Duplicate/ Triplicate	Sampling Date	Analysis Date	Methyl Hg (ng/L)	Data Validation Qualifer	Data Validation Comments
W060313	EM061209M1	10m		9/5/2006	12/9/2006	0.234		
W060314	EM061209M1	12m		9/5/2006	12/9/2006	0.934		
W060315	EM061209M1	14m		9/5/2006	12/9/2006	1.940		
W060316	ST070108M1	16m		9/5/2006	1/8/2007	3.292		
W060317	EM061209M1	16m-filt		9/5/2006	12/9/2006	1.377		
W060318	EM061209M2	18m		9/5/2006	12/9/2006	2.411		
W060319	EM061209M1	6m FD	Duplicate	9/5/2006	12/9/2006	0.106	*J+*	Result is <5x method blank concentration.
W060321	EM061209M1	Field Blank		9/5/2006	12/9/2006	0.020	*U*	
W060323	EM061209M2	2m		9/11/2006	12/9/2006	0.091	*J+*	Result is <5x method blank concentration.
W060324	EM061209M2	2m-filt		9/11/2006	12/9/2006	0.020	*U*	
W060325	EM061209M2	6m		9/11/2006	12/9/2006	0.081	*J+*	Result is <5x method blank concentration; poor field duplicate precision.
W060326	EM061209M2	10m		9/11/2006	12/9/2006	0.540		
W060327	EM061209M2	12m		9/11/2006	12/9/2006	1.084		
W060328	EM061209M2	14m		9/11/2006	12/9/2006	2.820		
W060329	ST061213M1	16m		9/11/2006	12/13/2006	3.914		
W060330	ST070111M1	16m-filt		9/11/2006	1/11/2007	1.722		
W060331	ST070108M2	18m		9/11/2006	1/8/2007	14.278		
W060332	EM061209M2	6m FD	Duplicate	9/11/2006	12/9/2006	0.056	*J+*	Result is <5x method blank concentration; poor field duplicate precision.
W060336	EM061212M1	2m		9/18/2006	12/12/2006	0.236		
W060337	ST070105M1	2m-filt		9/18/2006	1/5/2007	0.158	*J*	Associated CCV recovered high.
W060338	EM061212M1	6m		9/18/2006	12/12/2006	0.159		
W060339	EM061212M1	10m		9/18/2006	12/12/2006	0.222		
W060340	EM061212M1	12m		9/18/2006	12/12/2006	1.341		
W060341	EM061212M1	14m		9/18/2006	12/12/2006	1.814		
W060342	ST061213M1	16m		9/18/2006	12/13/2006	4.469		
W060343	ST061213M1	16m-filt		9/18/2006	12/13/2006	2.347		
W060344	EM061212M1	18m		9/18/2006	12/12/2006	5.888		
W060347	EM061212M1	6m Fd	Duplicate	9/18/2006	12/12/2006	0.114		
W060349	ST061213M1	2m		9/25/2006	12/13/2006	0.118		
W060350	ST061213M2	2m-filt		9/25/2006	12/13/2006	0.062		
W060351	ST061213M1	6m		9/25/2006	12/13/2006	0.147		
W060352	ST061213M2	10m		9/25/2006	12/13/2006	0.283	*J*	Poor field triplicate precision.

Table B-13. Summary of methylmercury analytical results

SU Lab ID	Lab Batch ID	Client ID	Duplicate/ Triplicate	Sampling Date	Analysis Date	Methyl Hg (ng/L)	Data Validation Qualifer	Data Validation Comments
W060353	ST061216M1	12m		9/25/2006	12/16/2006	1.337		
W060354	ST070108M1	14m		9/25/2006	1/8/2007	3.585	*J*	Poor laboratory duplicate precision.
W060355	ST061213M2	16m		9/25/2006	12/13/2006	5.107		
W060356	ST061213M2	16m-filt		9/25/2006	12/13/2006	0.247		
W060357	ST061213M2	18m		9/25/2006	12/13/2006	8.998		
W060359	ST061216M1	Field Blank		9/25/2006	12/16/2006	0.020	*U*	
W060360	ST061213M2	10m FD	Duplicate	9/25/2006	12/13/2006	0.250	*J*	Poor field triplicate precision.
W060361	ST061213M2	10m FT	Triplicate	9/25/2006	12/13/2006	0.566	*J*	Poor field triplicate precision.
W060371	ST061216M1	2m		10/2/2006	12/16/2006	0.298		
W060372	ST061216M2	2m-filt		10/2/2006	12/16/2006	0.152		
W060374	ST061216M1	10m		10/2/2006	12/16/2006	0.226		
W060375	ST061218M1	12m		10/2/2006	12/18/2006	2.129		
W060376	ST061216M1	14m		10/2/2006	12/16/2006	6.567		
W060377	ST061216M2	16m		10/2/2006	12/16/2006	9.538		
W060378	ST061216M2	16m-filt		10/2/2006	12/16/2006	4.840		
W060379	ST061216M2	18m		10/2/2006	12/16/2006	9.428	*J*	Poor field triplicate precision.
W060382	ST061216M2	18m FD	Duplicate	10/2/2006	12/16/2006	9.734	*J*	Poor field triplicate precision.
W060383	ST061216M2	18m FT	Triplicate	10/2/2006	12/16/2006	1.775	*J*	Poor field triplicate precision.
W060388	ST070108M2	2m		10/9/2006	1/8/2007	0.134		
W060389	ST061216M2	2m-filt		10/9/2006	12/16/2006	0.093		
W060391	ST061218M1	10m		10/9/2006	12/18/2006	0.192		
W060392	ST061218M1	12m		10/9/2006	12/18/2006	0.703		
W060393	ST061218M2	14m		10/9/2006	12/18/2006	9.282		
W060394	ST061218M1	16m		10/9/2006	12/18/2006	9.263		
W060395	ST061218M2	16m-filt		10/9/2006	12/18/2006	4.055	*J*	Poor laboratory duplicate precision.
W060396	ST061218M2	18m		10/9/2006	12/18/2006	1.718		
W060398	ST061216M2	Field Blank		10/9/2006	12/16/2006	0.020	*U*	
W060399	ST061218M1	12m FD	Duplicate	10/9/2006	12/18/2006	0.650		
	ST070111M1	Pump rinsate 2		10/12/2006	1/11/2007	0.020	*U*	
W060401	ST061220M3	2m		10/16/2006	12/20/2006	0.728		
W060402	ST061220M3	2m f.		10/16/2006	12/20/2006	0.305		
W060403	ST061218M2	6m		10/16/2006	12/18/2006	0.652		
W060404	ST061218M2	10m		10/16/2006	12/18/2006	0.746		
W060405	ST061218M2	12m		10/16/2006	12/18/2006	0.801		

Table B-13. Summary of methylmercury analytical results

SU Lab ID	Lab Batch ID	Client ID	Duplicate/ Triplicate	Sampling Date	Analysis Date	Methyl Hg (ng/L)	Data Validation Qualifer	Data Validation Comments
W060406	ST061218M2	14m		10/16/2006	12/18/2006	0.687		
W060407	ST061218M2	16m		10/16/2006	12/18/2006	1.330		
W060409	ST061220M1	18m		10/16/2006	12/20/2006	3.355		
W060411	ST061220M2	Field Blank		10/16/2006	12/20/2006	0.020	*U*	
W060412	ST061218M2	10m FD	Duplicate	10/16/2006	12/18/2006	0.621		
W060418	ST061220M1	2m		10/23/2006	12/20/2006	0.741		
W060419	ST061220M1	2m-filt		10/23/2006	12/20/2006	0.331		
W060420	ST061220M1	6m		10/23/2006	12/20/2006	0.636		
W060421	ST061220M1	10m		10/23/2006	12/20/2006	0.800		
W060422	ST061220M1	12m		10/23/2006	12/20/2006	0.823		
W060423	ST061220M1	14m		10/23/2006	12/20/2006	0.800		
W060424	ST061220M2	16m		10/23/2006	12/20/2006	0.886		
W060425	ST061220M3	16m-filt		10/23/2006	12/20/2006	0.323	*J*	Poor laboratory duplicate precision.
W060426	ST061220M2	18m		10/23/2006	12/20/2006	1.393		
W060429	ST061220M2	12m FD	Duplicate	10/23/2006	12/20/2006	0.792		
W060431	ST061220M3	2m		11/1/2006	12/20/2006	0.279		
W060432	ST061220M3	2m-filt		11/1/2006	12/20/2006	0.331		
W060433	ST061220M3	6m		11/1/2006	12/20/2006	0.554	*J*	Poor field duplicate precision.
W060434	ST070109M1	10m		11/1/2006	1/9/2007	0.616		
W060435	ST070109M1	12m		11/1/2006	1/9/2007	0.661		
W060436	ST070109M2	14m		11/1/2006	1/9/2007	0.621		
W060437	ST070109M2	16m		11/1/2006	1/9/2007	0.670		
W060438	ST070109M2	16m-filt		11/1/2006	1/9/2007	0.248		
W060439	ST070109M2	18m		11/1/2006	1/9/2007	0.594		
W060442	ST061220M3	6m FD	Duplicate	11/1/2006	12/20/2006	0.071	*J*	Poor field duplicate precision.
W060445	ST070109M2	2m		11/14/2006	1/9/2007	0.414	*J*	Poor field duplicate precision.
W060447	ST070109M2	6m		11/14/2006	1/9/2007	0.448		
W060448	ST070109M2	10m		11/14/2006	1/9/2007	0.308		
W060449	ST070105M1	12m		11/14/2006	1/5/2007	0.401	*J*	Associated CCV recovered high.
W060451	ST070105M1	16m		11/14/2006	1/5/2007	0.434	*J*	Associated CCV recovered high.
W060453	ST061220M3	18m		11/14/2006	12/20/2006	0.516		
W060456	ST070105M1	2m FD	Duplicate	11/14/2006	1/5/2007	0.707	*J*	Associated CCV recovered high; poor field duplicate precision.
W060458	ST070105M1	2m		11/27/2006	1/5/2007	0.345	*J*	Associated CCV recovered high.

Table B-13. Summary of methylmercury analytical results

SU Lab ID	Lab Batch ID	Client ID	Duplicate/ Triplicate	Sampling Date	Analysis Date	Methyl Hg (ng/L)	Data Validation Qualifer	Data Validation Comments
W060459	ST070105M1	2m-filt		11/27/2006	1/5/2007	0.292	*J*	Associated CCV recovered high.
W060460	ST070105M1	6m		11/27/2006	1/5/2007	0.328	*J*	Associated CCV recovered high.
W060461	ST070105M1	10m		11/27/2006	1/5/2007	0.349	*J*	Associated CCV recovered high.
W060462	ST070108M2	12m		11/27/2006	1/8/2007	0.175		
W060464	ST070105M2	16m		11/27/2006	1/5/2007	0.138	*J*	Associated CCV recovered high.
W060465	ST070108M2	16m-filt		11/27/2006	1/8/2007	0.171		
W060466	ST070105M2	18m		11/27/2006	1/5/2007	0.306	*J*	Associated CCV recovered high.
W060468	ST070105M1	Field Blank		11/27/2006	1/5/2007	0.020	*U*	
W060469	ST070105M1	6m FD	Duplicate	11/27/2006	1/5/2007	0.370	*J*	Associated CCV recovered high.

Note: CCV - continuing calibration verification
ICB - initial calibration blank
J - estimated
J+ - result is an estimated value and may be biased high because of contamination noted in the associated method blank(s).
LCS - laboratory control sample
OPR - ongoing precision and recover
U - undetected at given detection limit

Appendix C

Analytical Result Graphs

(prepared by the Upstate Freshwater Institute and the Center for Environmental Systems Engineering at Syracuse University)

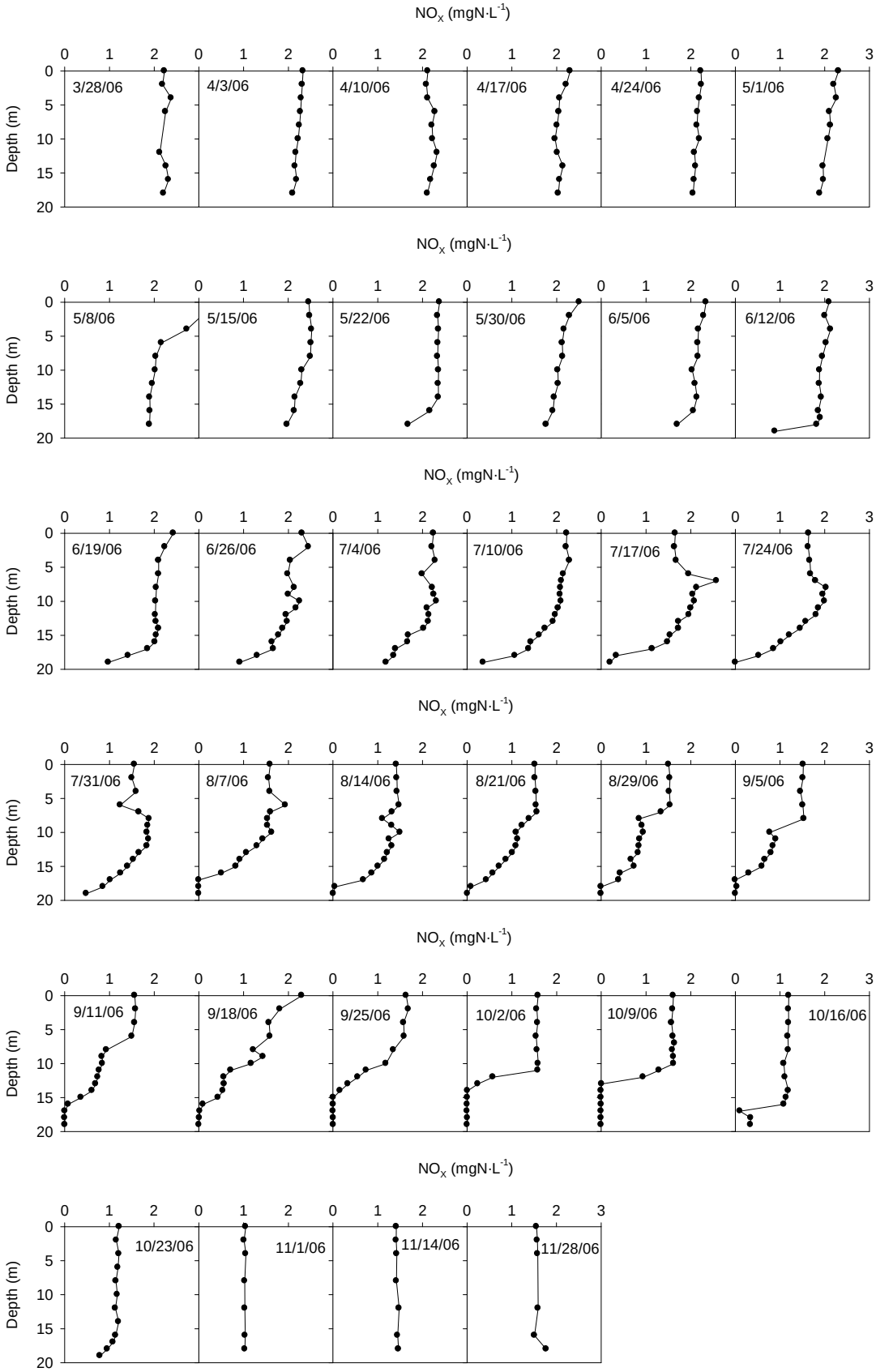
NOx (mgN·L-1)
Depth (m)
3/28/06
4/3/06
4/10/06
4/17/06
4/24/06
5/1/06
5/8/06
5/15/06
5/22/06
5/30/06
6/5/06
6/12/06
6/19/06
6/26/06
7/4/06
7/10/06
7/17/06
7/24/06
7/31/06
8/7/06
8/14/06
8/21/06
8/29/06
9/5/06
9/11/06
9/18/06
9/25/06
10/2/06
10/9/06
10/16/06
10/23/06
11/1/06
11/14/06
11/28/06

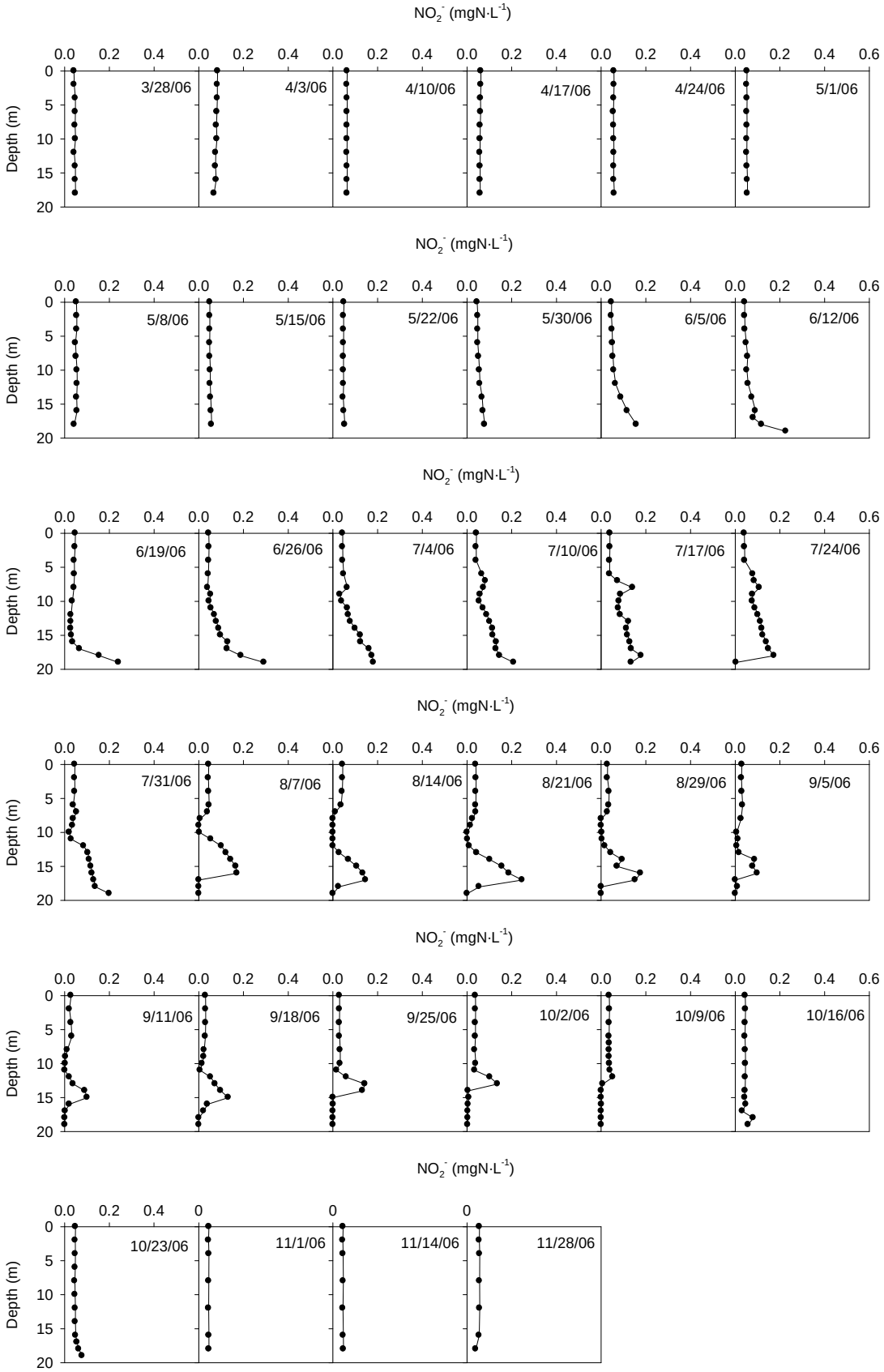
NO2- (mgN·L-1)
Depth (m)
3/28/06
4/3/06
4/10/06
4/17/06
4/24/06
5/1/06
5/8/06
5/15/06
5/22/06
5/30/06
6/5/06
6/12/06
6/19/06
6/26/06
7/4/06
7/10/06
7/17/06
7/24/06
7/31/06
8/7/06
8/14/06
8/21/06
8/29/06
9/5/06
9/11/06
9/18/06
9/25/06
10/2/06
10/9/06
10/16/06
10/23/06
11/1/06
11/14/06
11/28/06

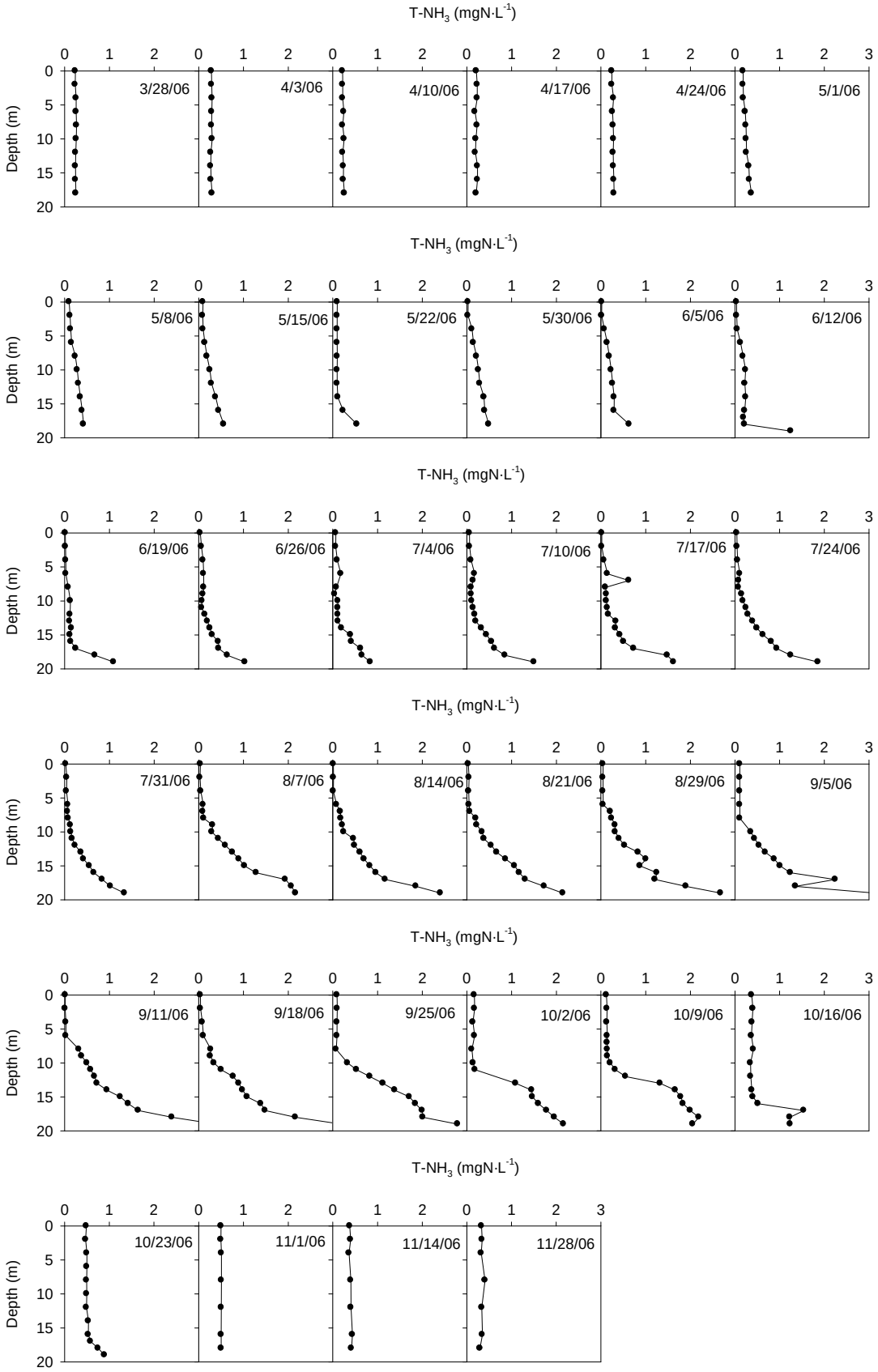
T-NH3 (mgN·L-1)
Depth (m)
3/28/06
4/3/06
4/10/06
4/17/06
4/24/06
5/1/06
5/8/06
5/15/06
5/22/06
5/30/06
6/5/06
6/12/06
6/19/06
6/26/06
7/4/06
7/10/06
7/17/06
7/24/06
7/31/06
8/7/06
8/14/06
8/21/06
8/29/06
9/5/06
9/11/06
9/18/06
9/25/06
10/2/06
10/9/06
10/16/06
10/23/06
11/1/06
11/14/06
11/28/06

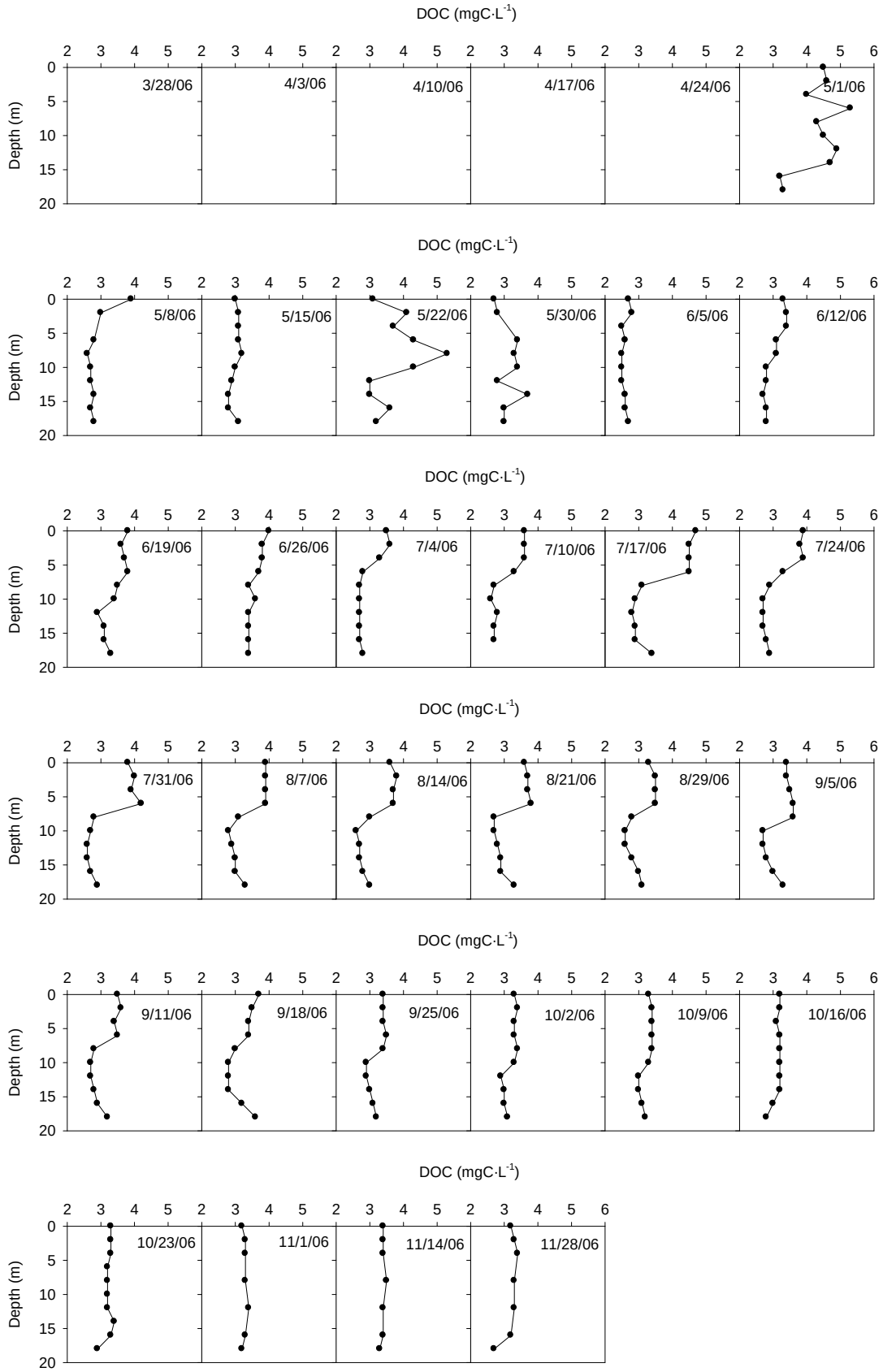
DOC (mgC·L-1)
Depth (m)
3/28/06
4/3/06
4/10/06
4/17/06
4/24/06
5/1/06
5/8/06
5/15/06
5/22/06
5/30/06
6/5/06
6/12/06
6/19/06
6/26/06
7/4/06
7/10/06
7/17/06
7/24/06
7/31/06
8/7/06
8/14/06
8/21/06
8/29/06
9/5/06
9/11/06
9/18/06
9/25/06
10/2/06
10/9/06
10/16/06
10/23/06
11/1/06
11/14/06
11/28/06

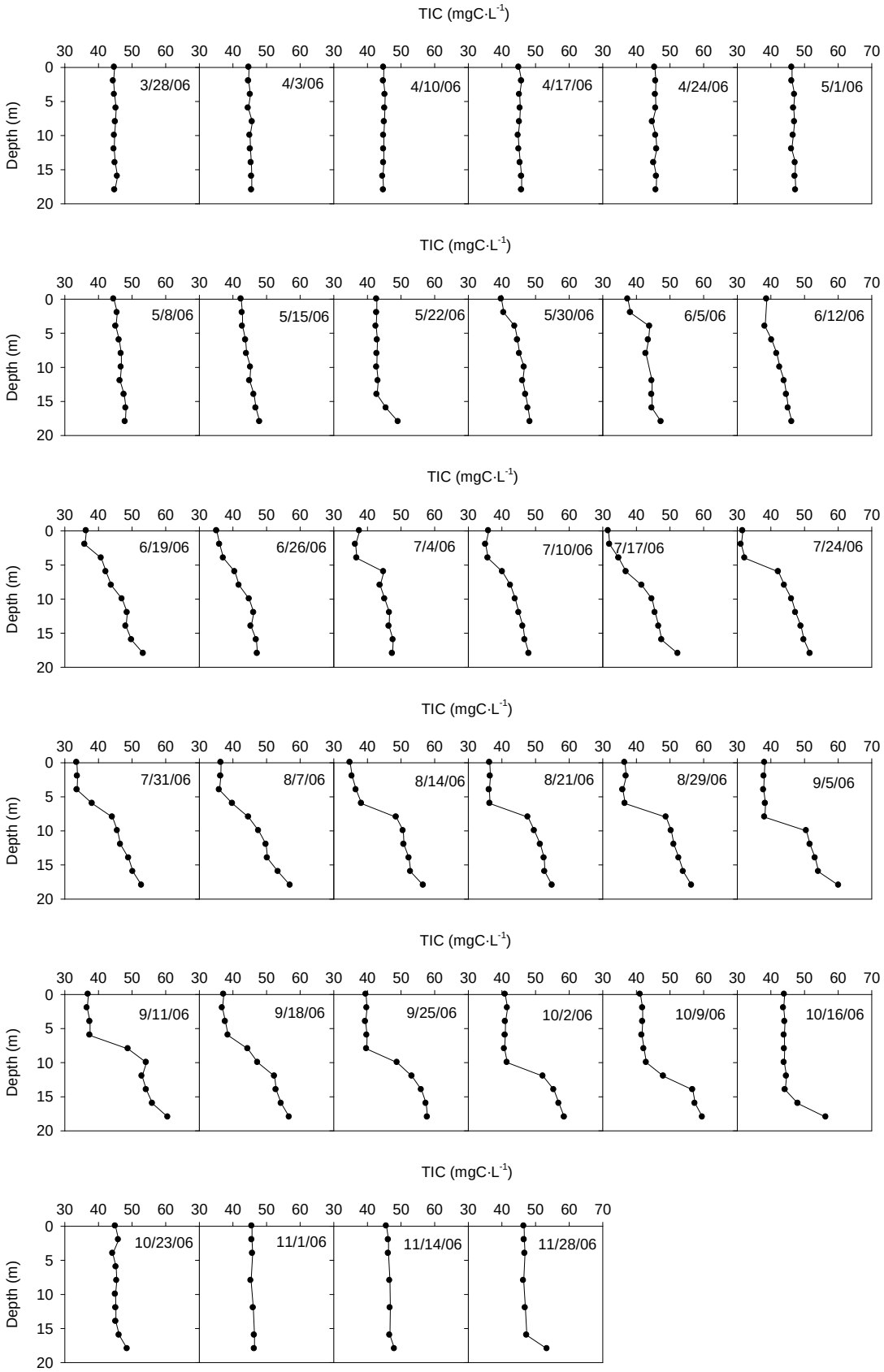
TIC (mgC·L-1)
Depth (m)
3/28/06
4/3/06
4/10/06
4/17/06
4/24/06
5/1/06
5/8/06
5/15/06
5/22/06
5/30/06
6/5/06
6/12/06
6/19/06
6/26/06
7/4/06
7/10/06
7/17/06
7/24/06
7/31/06
8/7/06
8/14/06
8/21/06
8/29/06
9/5/06
9/11/06
9/18/06
9/25/06
10/2/06
10/9/06
10/16/06
10/23/06
11/1/06
11/14/06
11/28/06

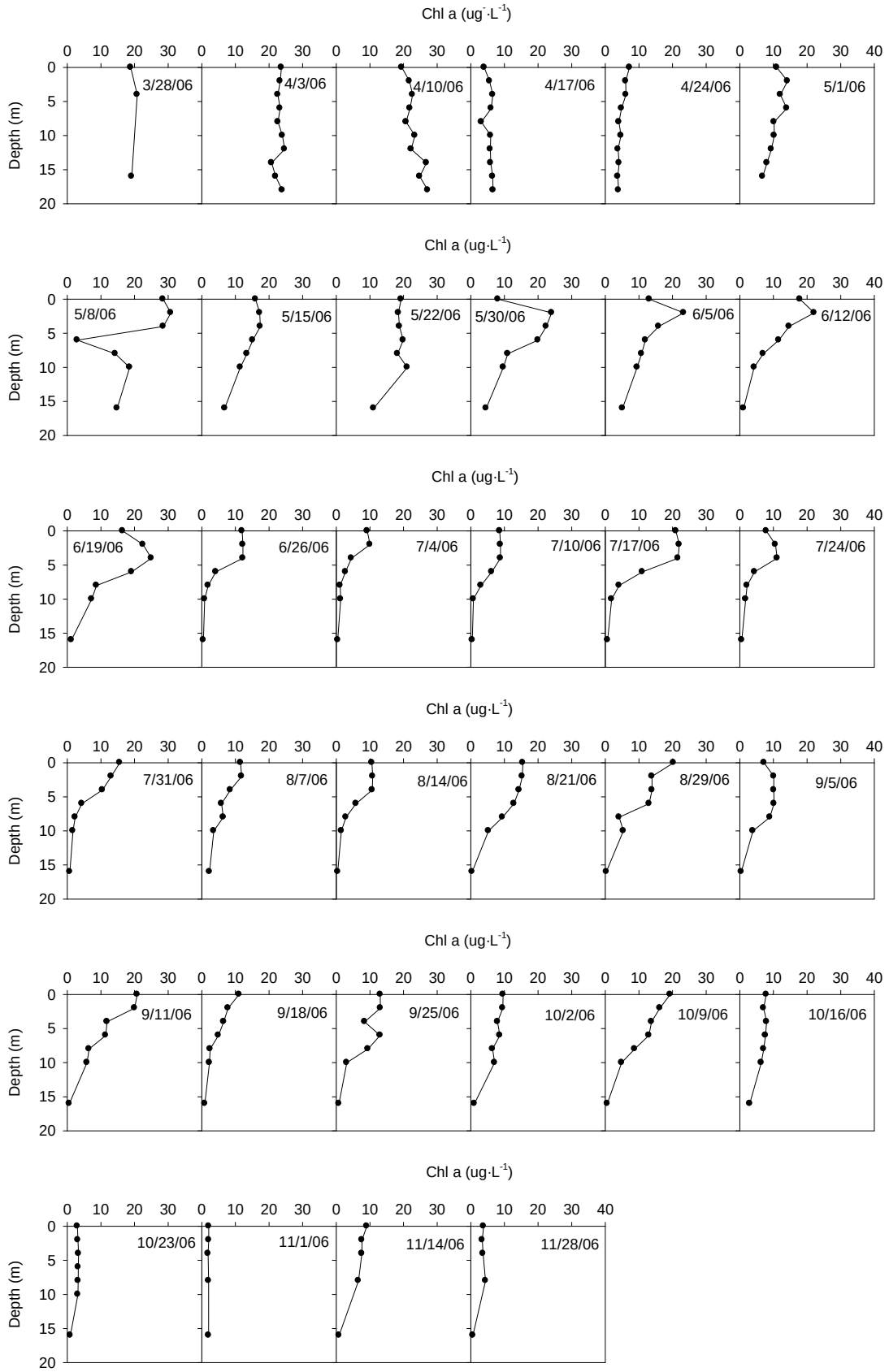
Chl a (ug·L-1)
Depth (m)
3/28/06
4/3/06
4/10/06
4/17/06
4/24/06
5/1/06
5/8/06
5/15/06
5/22/06
5/30/06
6/5/06
6/12/06
6/19/06
6/26/06
7/4/06
7/10/06
7/17/06
7/24/06
7/31/06
8/7/06
8/14/06
8/21/06
8/29/06
9/5/06
9/11/06
9/18/06
9/25/06
10/2/06
10/9/06
10/16/06
10/23/06
11/1/06
11/14/06
11/28/06

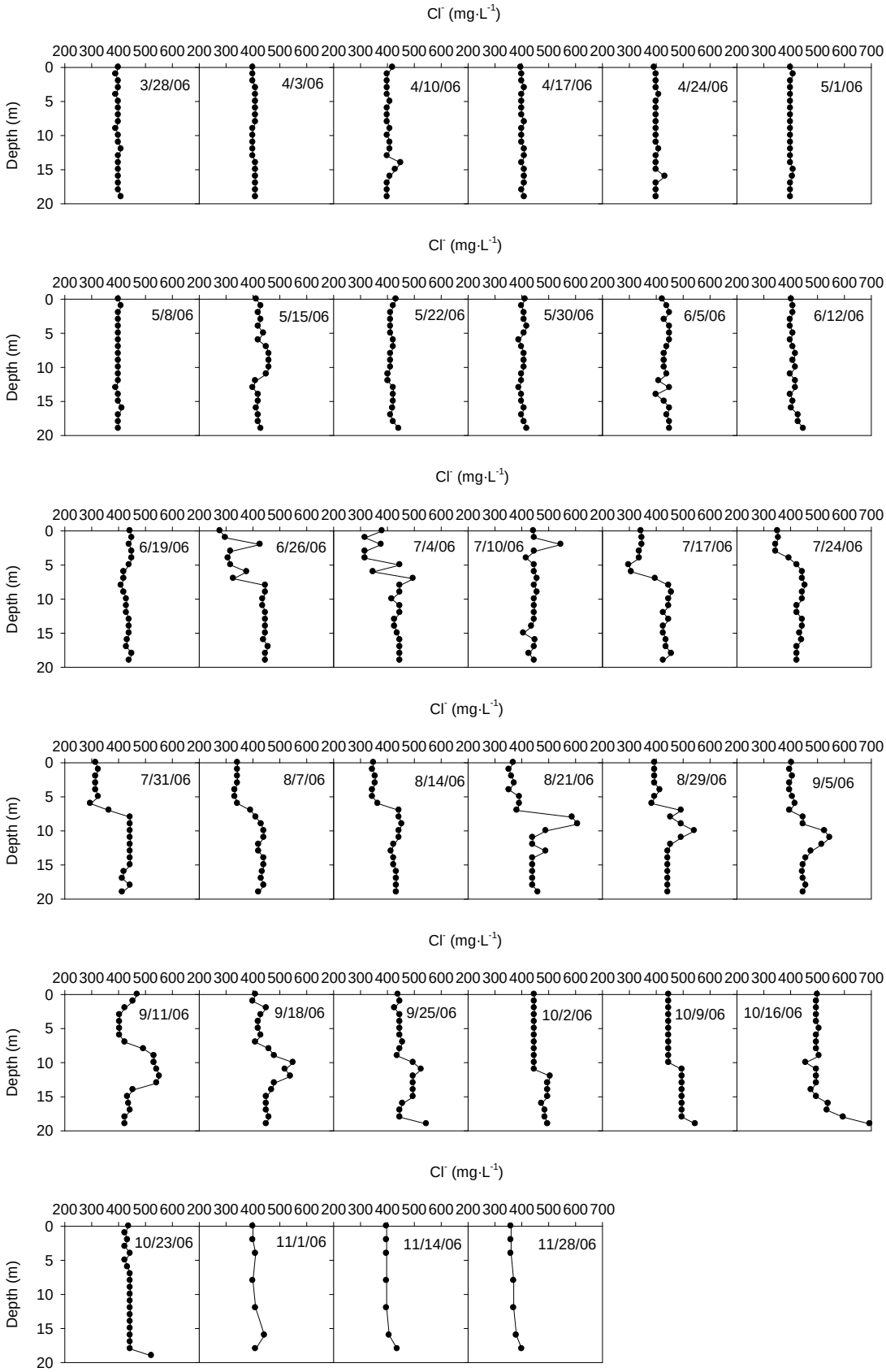
Cl⁻ (mg·L⁻¹)
Depth (m)
3/28/06
4/3/06
4/10/06
4/17/06
4/24/06
5/1/06
5/8/06
5/15/06
5/22/06
5/30/06
6/5/06
6/12/06
6/19/06
6/26/06
7/4/06
7/10/06
7/17/06
7/24/06
7/31/06
8/7/06
8/14/06
8/21/06
8/29/06
9/5/06
9/11/06
9/18/06
9/25/06
10/2/06
10/9/06
10/16/06
10/23/06
11/1/06
11/14/06
11/28/06

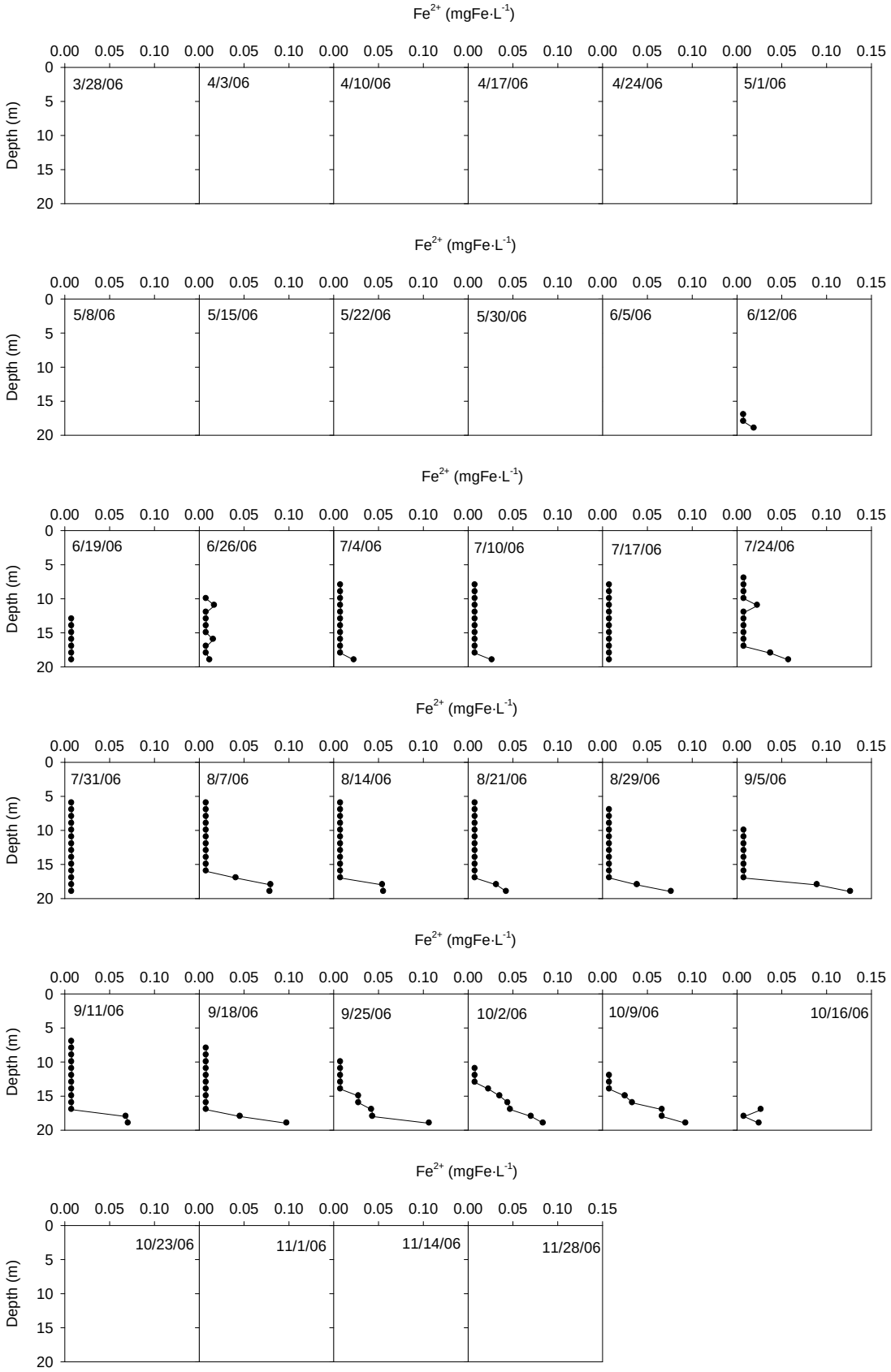
Fe2+ (mgFe·L-1)
Depth (m)
3/28/06
4/3/06
4/10/06
4/17/06
4/24/06
5/1/06
5/8/06
5/15/06
5/22/06
5/30/06
6/5/06
6/12/06
6/19/06
6/26/06
7/4/06
7/10/06
7/17/06
7/24/06
7/31/06
8/7/06
8/14/06
8/21/06
8/29/06
9/5/06
9/11/06
9/18/06
9/25/06
10/2/06
10/9/06
10/16/06
10/23/06
11/1/06
11/14/06
11/28/06

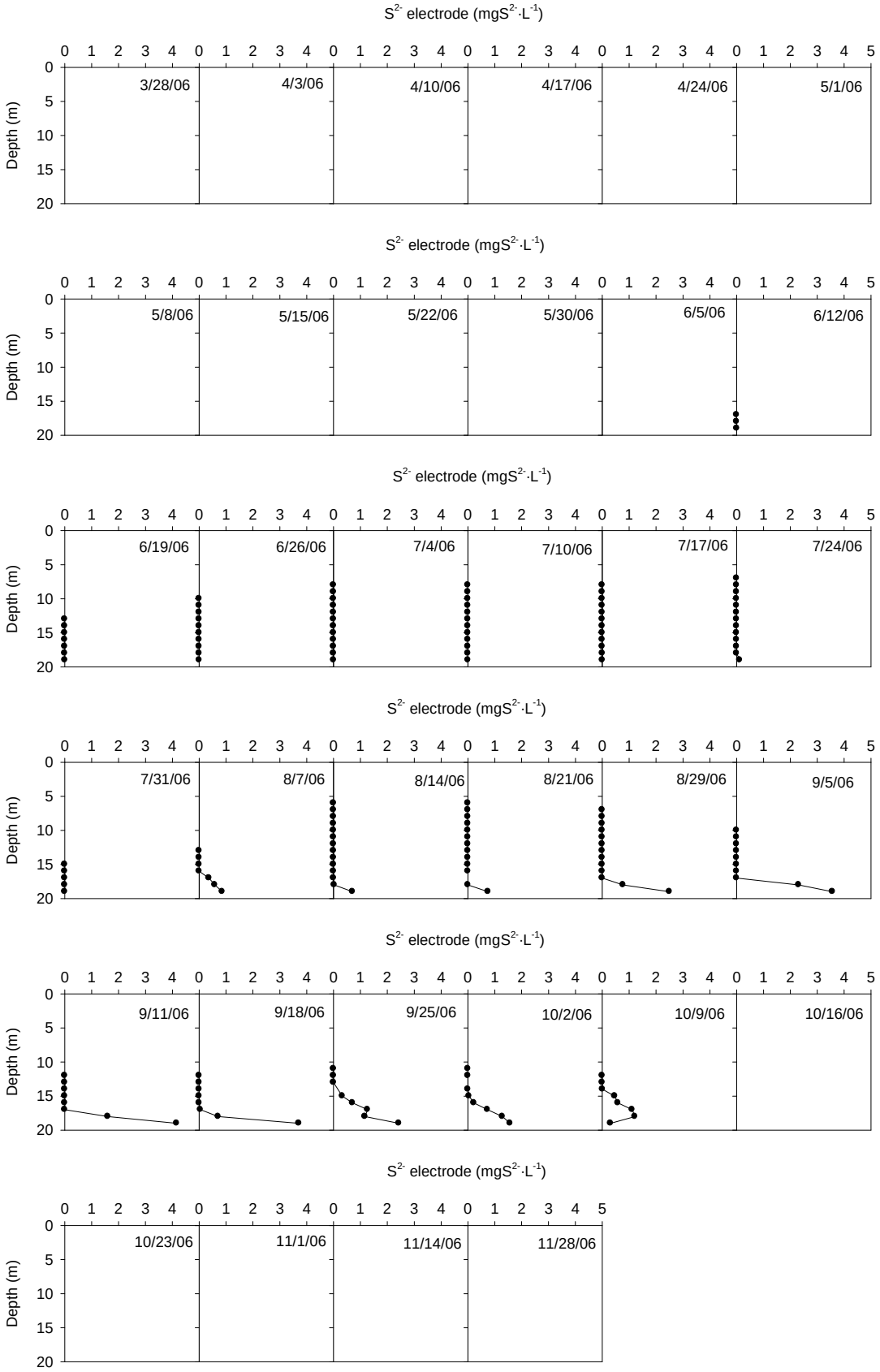
S2- electrode (mgS2-·L-1)
Depth (m)
3/28/06
4/3/06
4/10/06
4/17/06
4/24/06
5/1/06
5/8/06
5/15/06
5/22/06
5/30/06
6/5/06
6/12/06
6/19/06
6/26/06
7/4/06
7/10/06
7/17/06
7/24/06
7/31/06
8/7/06
8/14/06
8/21/06
8/29/06
9/5/06
9/11/06
9/18/06
9/25/06
10/2/06
10/9/06
10/16/06
10/23/06
11/1/06
11/14/06
11/28/06

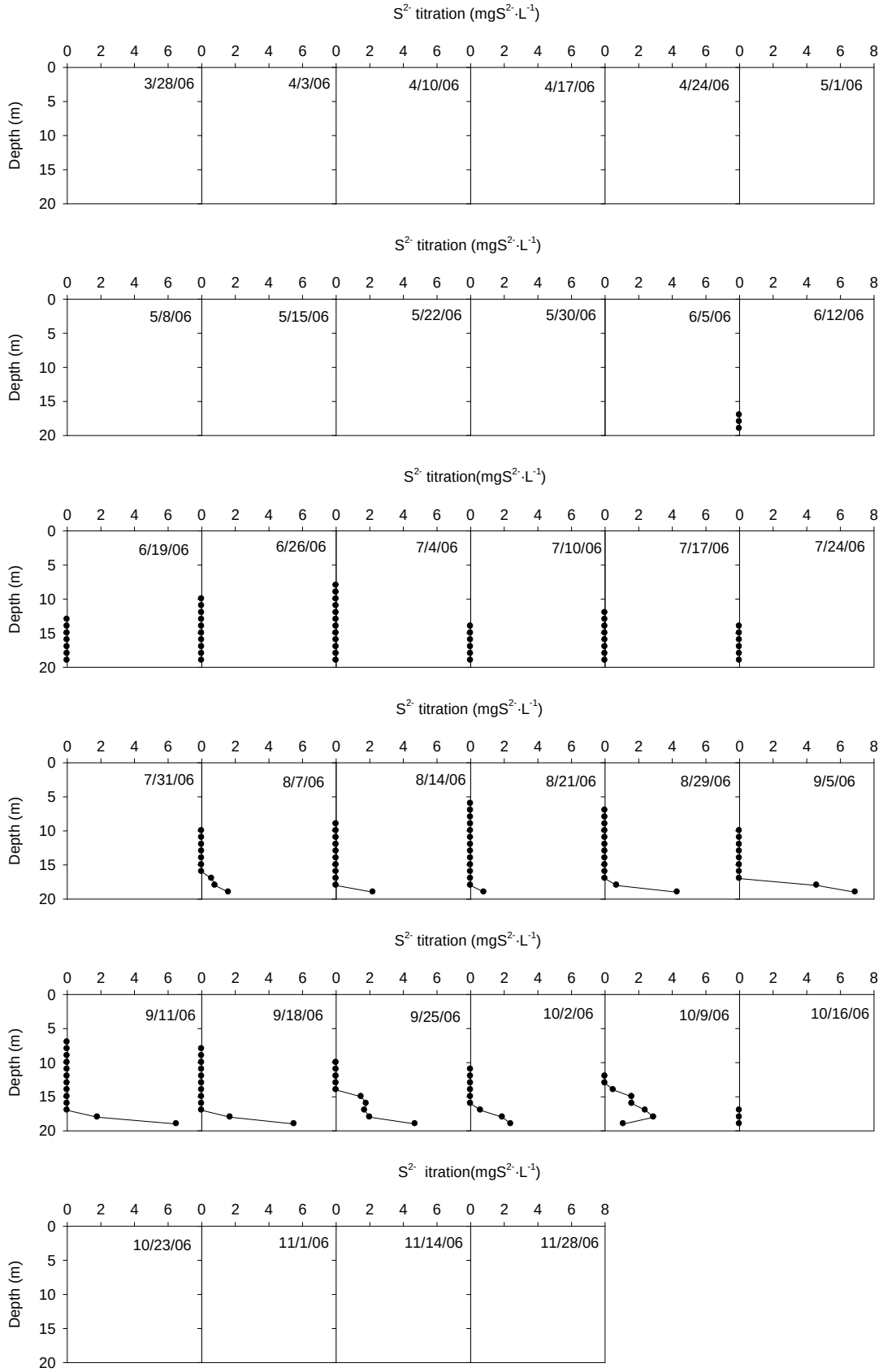
S2- titration (mgS2-·L-1)
Depth (m)
3/28/06
4/3/06
4/10/06
4/17/06
4/24/06
5/1/06
5/8/06
5/15/06
5/22/06
5/30/06
6/5/06
6/12/06
S2- titration(mgS2-·L-1)
6/19/06
6/26/06
7/4/06
7/10/06
7/17/06
7/24/06
7/31/06
8/7/06
8/14/06
8/21/06
8/29/06
9/5/06
9/11/06
9/18/06
9/25/06
10/2/06
10/9/06
10/16/06
S2- itration(mgS2-·L-1)
10/23/06
11/1/06
11/14/06
11/28/06

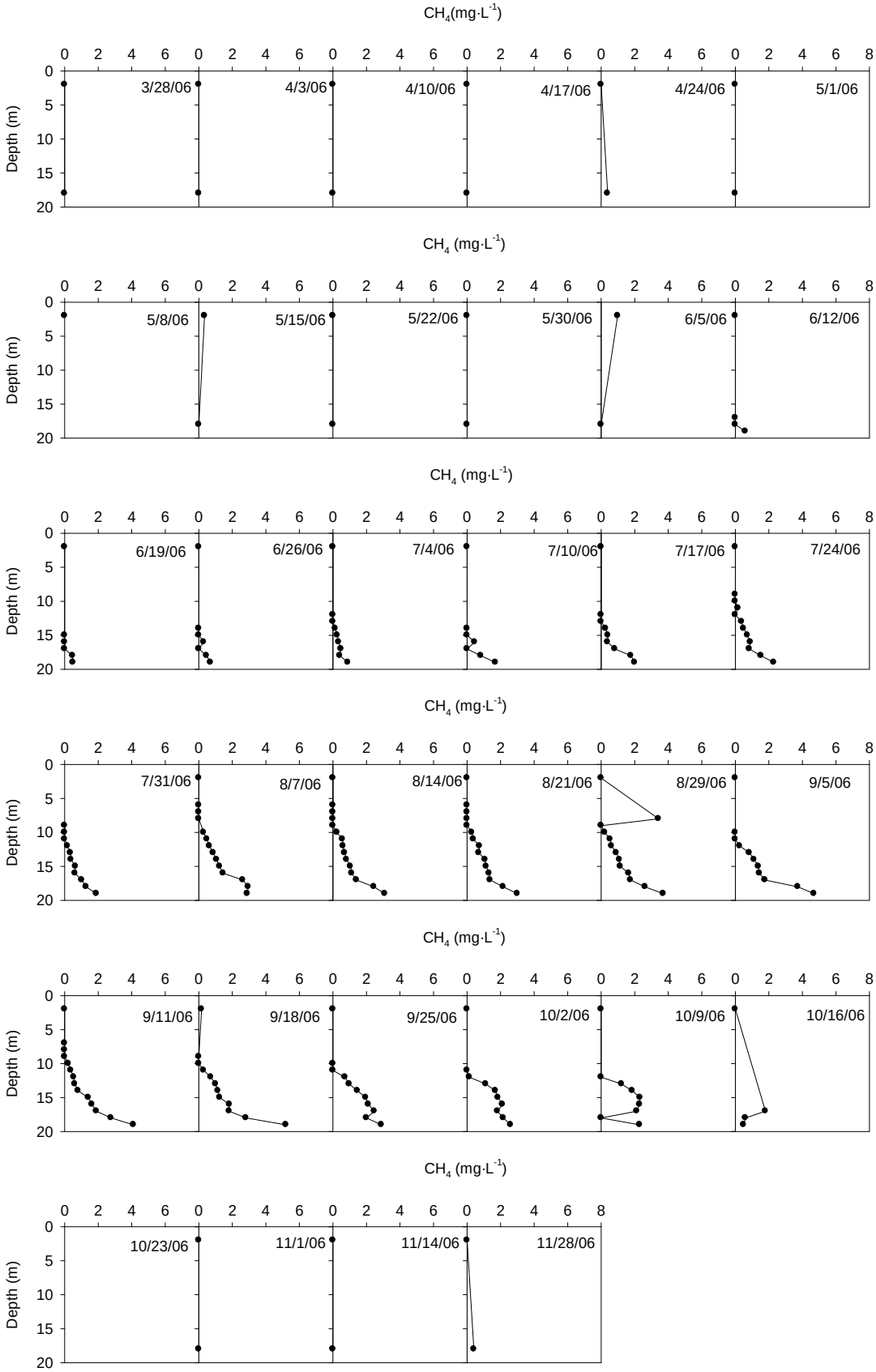
CH4(mg·L-1)
Depth (m)
3/28/06
4/3/06
4/10/06
4/17/06
4/24/06
5/1/06
5/8/06
5/15/06
5/22/06
5/30/06
6/5/06
6/12/06
6/19/06
6/26/06
7/4/06
7/10/06
7/17/06
7/24/06
7/31/06
8/7/06
8/14/06
8/21/06
8/29/06
9/5/06
9/11/06
9/18/06
9/25/06
10/2/06
10/9/06
10/16/06
10/23/06
11/1/06
11/14/06
11/28/06

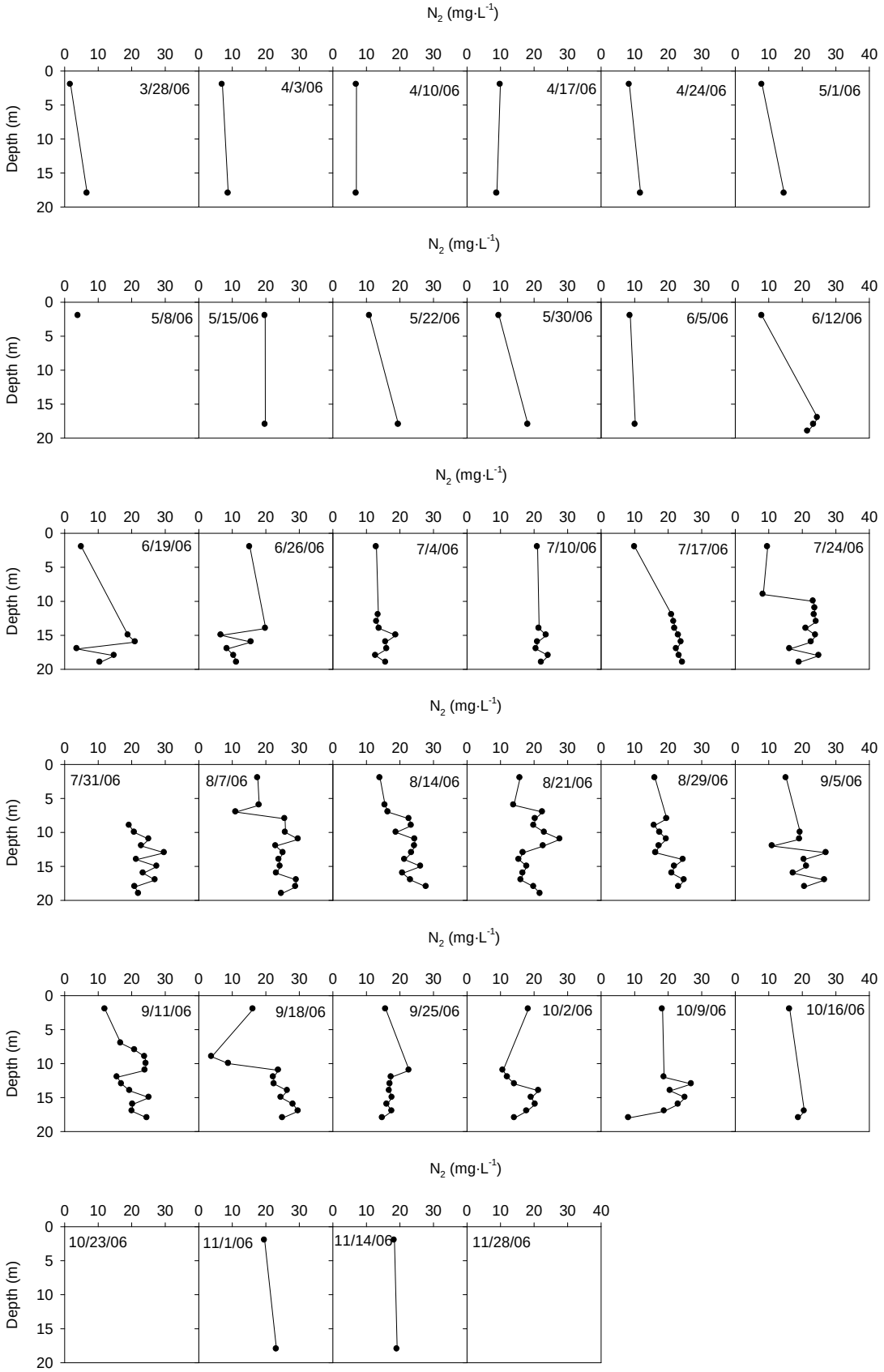
N2 (mg·L-1)
Depth (m)
3/28/06
4/3/06
4/10/06
4/17/06
4/24/06
5/1/06
5/8/06
5/15/06
5/22/06
5/30/06
6/5/06
6/12/06
6/19/06
6/26/06
7/4/06
7/10/06
7/17/06
7/24/06
7/31/06
8/7/06
8/14/06
8/21/06
8/29/06
9/5/06
9/11/06
9/18/06
9/25/06
10/2/06
10/9/06
10/16/06
10/23/06
11/1/06
11/14/06
11/28/06

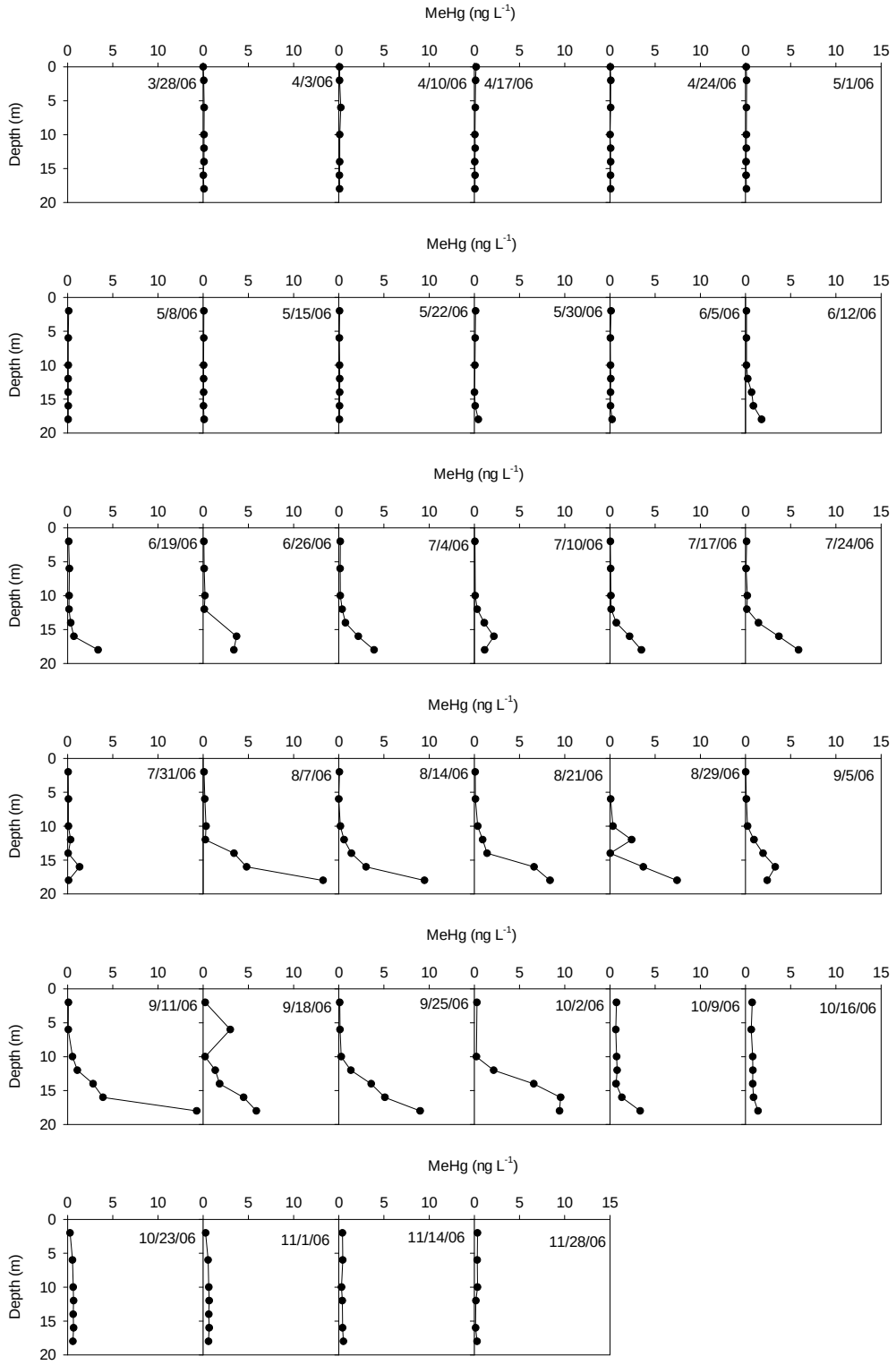
MeHg (ng L-1)
Depth (m)
3/28/06
4/3/06
4/10/06
4/17/06
4/24/06
5/1/06
5/8/06
5/15/06
5/22/06
5/30/06
6/5/06
6/12/06
6/19/06
6/26/06
7/4/06
7/10/06
7/17/06
7/24/06
7/31/06
8/7/06
8/14/06
8/21/06
8/29/06
9/5/06
9/11/06
9/18/06
9/25/06
10/2/06
10/9/06
10/16/06
10/23/06
11/1/06
11/14/06
11/28/06

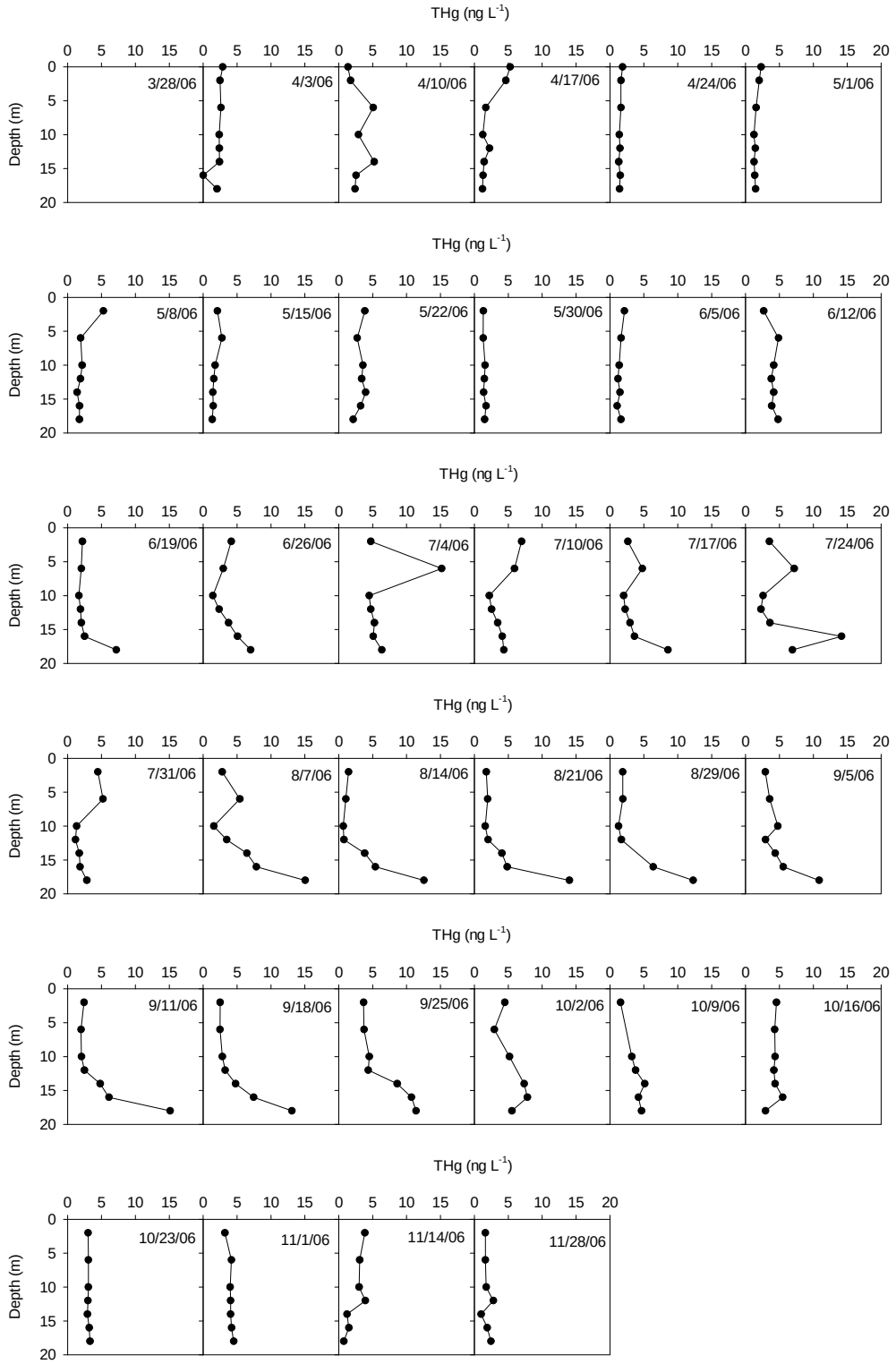
THg (ng L-1)
Depth (m)
3/28/06
4/3/06
4/10/06
4/17/06
4/24/06
5/1/06
5/8/06
5/15/06
5/22/06
5/30/06
6/5/06
6/12/06
6/19/06
6/26/06
7/4/06
7/10/06
7/17/06
7/24/06
7/31/06
8/7/06
8/14/06
8/21/06
8/29/06
9/5/06
9/11/06
9/18/06
9/25/06
10/2/06
10/9/06
10/16/06
10/23/06
11/1/06
11/14/06
11/28/06

Appendix D

Analytical Quality Control Results

This table has not been formatted for printing.

UPSTATE FRESHWATER INSTITUTE
PO Box 506
Syracuse, NY 13214
Contact: Dave Matthews
Phone: 315-431-4962 ext.107
Lab Manager: Jennifer Aicher
Phone: 315-431-4962 ext.115

Prepared for Linda Cook of Exponent

Date of issue: 1/3/07

NOx Method: EPA 353.2

LOQ 16 µgN/L
LOD 5 µgN/L

UFI Lab ID	System Code	Client ID	Triplicate	Station Name	Field Container Code	Sampling Date	Sampling Time (HH:MM)	Analysis Date	Analysis Time (HH:MM)	QA ID	QA type	QA Nominal conc. NOx (ugN/L)	NOx (ugN/L)	DUP (ugN/L)	DUP RPD %	MS (ugN/L)	RECOVERY %	MS RECOVERY %
								3/28/06	14:05	ICB_N_6087	ICB	0	-13					
								3/28/06	14:10	ICV_N_6087	ICV	300	281				94	
								3/28/06	14:20	CCB2_N_6087	CCB2	0	-13					
								3/28/06	14:30	LCS_N_6087	LCS	300	276				92	
								3/28/06	15:31	CCB3_N_6087	CCB3	0	-8					
								3/28/06	15:46	CCV2_N_6087	CCV2	500	511				102	
								3/28/06	16:27	CCB4_N_6087	CCB4	0	-6					
								3/28/06	16:42	CCB5_N_6087	CCB5	0	-4					
								3/28/06	16:57	CCV3_N_6087	CCV3	1000	1060				106	
6087014	ONL	ONL SD 4M		South Deep	Bulk Chem	3/28/06	9:55	3/28/06	17:33	DUP3_N_6087	DUP3		2380	2248	6			
								3/28/06	18:04	CCB6_N_6087	CCB6	0	-4					
								3/28/06	18:19	CCV4_N_6087	CCV4	1500	1626				108	
								3/28/06	18:54	CCV5_N_6087	CCV5	500	526				105	
								4/4/06	10:33	ICB_N_6094	ICB	0	-1					
								4/4/06	10:37	ICV_N_6094	ICV	300	280				93	
								4/4/06	10:44	REF_N_6094	REF	100	91				91	
								4/4/06	10:58	CCB2_N_6094	CCB2	0	-4					
								4/4/06	11:06	LCS_N_6094	LCS	300	314				105	
								4/4/06	11:49	CCB3_N_6094	CCB3	0	8					
								4/4/06	12:00	CCV2_N_6094	CCV2	500	483				97	
								4/4/06	12:43	CCB4_N_6094	CCB4	0	5					
								4/4/06	12:54	CCV3_N_6094	CCV3	1000	945				94	
6093020	ONL	ONL SD 14M		South Deep	Bulk Chem	4/3/06	11:40	4/4/06	13:16	DUP2_N_6094	DUP2		2148	2151	0			
								4/4/06	13:38	CCB5_N_6094	CCB5	0	7					
								4/4/06	13:49	CCV4_N_6094	CCV4	1500	1377				92	
								4/4/06	13:56	CCV5_N_6094	CCV5	500	470				94	
								4/12/06	16:32	ICV_N_6102	ICV	300	283				94	
								4/12/06	16:36	REF_N_6102	REF	100	92				92	
								4/12/06	16:46	ICB_N_6102	ICB	0	6					
								4/12/06	17:18	CCB2_N_6102	CCB2	0	8					
								4/12/06	17:28	CCV2_N_6102	CCV2	500	459				92	
								4/12/06	17:55	CCB3_N_6102	CCB3	0	-2					
								4/12/06	18:00	LCS_N_6102	LCS	300	253				84	
								4/12/06	18:02	CCV3_N_6102	CCV3	1000	951				95	
								4/12/06	18:07	CCB4_N_6102	CCB4	0	-2					
6100026	ONL	ONL SD 18M		South Deep	Bulk Chem	4/10/06	10 50	4/12/06	18:21	DUP3_N_6102	DUP3		2109	2147	2			
								4/12/06	18:37	CCV4_N_6102	CCV4	1500	1517				101	
								4/19/06	9:21	ICB_OIN_6109	ICB	0	-8					
								4/19/06	9:23	ICV_OIN_6109	ICV	100	97				97	
								4/19/06	9:29	REF_OIN_6109	REF	200	204				102	
								4/19/06	9:31	LCS_OIN_6109	LCS	400	381				95	
6107006	ONL	ONL SD 2M		South Deep	Bulk Chem	4/17/06		4/19/06	9:43	DUP_OIN_6109	DUP		2213	2176	2			
								4/19/06	9:50	CCB2_OIN_6109	CCB	0	-8					
								4/19/06	9:51	LCS2_OIN_6109	LCS	400	372				93	
								4/19/06	9:55	CCV2_OIN_6109	CCV	600	560				93	
								4/19/06	10:06	CCB3_OIN_6109	CCB	0	-7					
								4/19/06	10:07	LCS3_OIN_6109	LCS	400	367				92	
								4/19/06	10:11	CCV3_OIN_6109	CCV	600	562				94	
								4/24/06	15:24	ICV_ION_6114c	ICV	100	101				101	
								4/24/06	15:26	ICB_OIN_6114c	ICB	0	-5					
								4/24/06	15:29	CCB2_OIN_6114c	CCB2	0	-9					
								4/24/06	15:32	LCS_OIN_6114c	LCS	400	399				100	
								4/24/06	15:55	CCB3_OIN_6114c	CCB3	0	-8					
								4/24/06	15:58	CCB4_OIN_6114c	CCB4	0	-9					

UFI Lab ID	System Code	Client ID	Triplicate	Station Name	Field Container Code	Sampling Date	Sampling Time	Analysis Date	Analysis Time	QA ID	QA type	QA Nominal conc. NOx	NOx	DUP	DUP RPD	MS	RECOVERY	MS RECOVERY
								4/24/06	16:01	CCV2_OIN_6114c	CCV2	350	362				104	
								4/24/06	16:03	CCB5_OIN_6114c	CCB5	0	-7					
								4/24/06	16:07	REF_OIN_6114c	REF	200	211				106	
								4/24/06	16:14	CCB6_OIN_6114c	CCB6	0	-6					
								4/24/06	16:17	CCB7_OIN_6114c	CCB7	0	-8					
								4/24/06	16:19	CCV3_OIN_6114c	CCV3	600	612				102	
								4/24/06	16:22	CCB8_OIN_6114c	CCB8	0	-6					
6114006	ONL	ONL SD 2M		South Deep	Bulk Chem	4/24/06	9:07	4/24/06	16:37	DUP1_OIN_6114c	DUP1		2238	2220	1			
								4/24/06	16:45	CCB9_OIN_6114c	CCB9	0	-3					
								4/24/06	16:49	CCB10_OIN_6114c	CCB10	0	-5					
								4/24/06	16:51	CCV4_OIN_6114c	CCV4	600	607			101.2	101	
								4/24/06	16:54	CCB11_OIN_6114c	CCB11	0	-8					
								4/24/06	17:03	CCB12_OIN_6114c	CCB12	0	-4					
								4/24/06	17:07	CCB13_OIN_6114c	CCB13	0	-6					
								4/24/06	17:09	CCV5_OIN_6114c	CCV5	600	599			99.8	100	
								4/24/06	17:11	CCB14_OIN_6114c	CCB14	0	-6					
								5/3/06	8:32	ICV_N_6123	ICV	300	272				91	
								5/3/06	8:38	REF_N_6123	REF	200	226				113	
								5/3/06	8:49	ICB_N_6123	ICB	0	-13					
								5/3/06	8:55	LCS_N_6123	LCS	300	270				90	
6121006	ONL	ONL SD 2M		South Deep	Bulk Chem	5/1/06	9:20	5/3/06	9:09	DUP1_N_6123	DUP1		2206	2178	1			
								5/3/06	9:29	CCB2_N_6123	CCB2	0	0					
								5/3/06	9:37	CCV2_N_6123	CCV2	500	424				85	
								5/3/06	9:57	CCV3_N_6123	CCV3	1000	881				88	
								5/9/06	14:03	ICV_N_6129	ICV	300	291				97	
								5/9/06	14:09	REF_N_6129	REF	200	186				93	
								5/9/06	14:22	ICB_N_6129	ICB	0	-6					
								5/9/06	14:29	LCS_N_6129	LCS	300	264				88	
6128011	ONL	ONL SD 4M		South Deep	Bulk Chem	5/8/06	9:13	5/9/06	15:57	MS2_N_6129	MS2	300	2729			2938	69	
								5/9/06	16:04	CCB3_N_6129	CCB3	0	29					
								5/9/06	16:10	CCV3_N_6129	CCV3	1000	946				95	
6128021	ONL	ONL SD 14M		South Deep	Bulk Chem	5/8/06	10:13	5/9/06	16:30	DUP3_N_6129	DUP3		1900	1938	2			
								5/9/06	16:50	CCV4_N_6129	CCV4	1500	1406				94	
								5/15/06	14:03	ICV_N_6135	ICV	300	279				93	
								5/15/06	14:10	REF_N_6135	REF	200	208				104	
								5/15/06	14:24	ICB_N_6135	ICB	0	9					
								5/15/06	14:31	LCS_N_6135	LCS	400	399				100	
6135006		ONL SD 2M		South Deep	Bulk Chem	5/15/06	9:25	5/15/06	14:49	DUP1_N_6135	DUP1		2486	2497	0			
6135019		ONL SD 12M		South Deep	Bulk Chem	5/15/06	10:23	5/15/06	15:10	MS1_N_6135	MS1	200	2284			2423	70	
								5/15/06	15:21	CCB2_N_6135	CCB2	0	5					
								5/15/06	15:24	CCV2_N_6135	CCV2	500	505				101	
								5/15/06	15:49	CCV3_N_6135	CCV3	1000	1069				107	
								5/22/06	15:26	ICV_OIN_6142	ICV	50	52				103	
								5/22/06	15:29	ICB_OIN_6142	ICB	0	-2					
								5/22/06	17:19	REF_OIN_6142	REF	200	215				108	
6142006	ONL	ONL SD 2M		South Deep	Bulk Chem	5/22/06	9:25	5/22/06	17:24	DUP1_OIN_6142	DUP1		2337	2345	0			
								5/22/06	17:33	CCV6_OIN_6142	CCV6	750	752				100	
								5/22/06	17:34	CCB8_OIN_6142	CCB8	0	-1					
								5/22/06	18:27	CCV7_OIN_6142	CCV7	750	749				100	
								5/22/06	18:28	CCB10_OIN_6142	CCB10	0	-1					
								5/30/06	15:16	ICV_OIN_6150	ICV	500	488				98	
								5/30/06	15:17	ICB_OIN_6150	ICB	0	6					
								5/30/06	15:18	LCS_OIN_6150	LCS	400	395				99	
								5/30/06	15:20	REF_OIN_6150	REF	200	203				101	
								5/30/06	15:21	CCB2_OIN_6150	CCB2	0	6					
6150006	ONL	ONL SD 2M		South Deep	Bulk Chem	5/30/06	9:47	5/30/06	17:12	DUP5_OIN_6150	DUP5		2287	2290	0			
6150019	ONL	ONL SD 12M		South Deep	Bulk Chem	5/30/06	10:35	5/30/06	17:19	MS2_OIN_6150	MS2	400	2035			2215.48	45	
								5/30/06	17:28	CCV5_OIN_6150	CCV5	500	493				99	
								5/30/06	17:29	CCB12_OIN_6150	CCB12	0	7					
								5/30/06	17:57	CCV6_OIN_6150	CCV6	500	488				98	
								5/30/06	17:58	CCB15_OIN_6150	CCB15	0	6					
								6/5/06	15:34	ICV_OIN_6156	ICV	500	474				95	
								6/5/06	15:35	ICB_OIN_6156	ICB	0	5					
								6/5/06	15:36	LCS_OIN_6156	LCS	400	372				93	

UFI Lab ID	System Code	Client ID	Triplicate	Station Name	Field Container Code	Sampling Date	Sampling Time	Analysis Date	Analysis Time	QA ID	QA type	QA Nominal conc. NOx	NOx	DUP	DUP RPD	MS	RECOVERY	MS RECOVERY
								6/5/06	15:37	REF_OIN_6156	REF	200	219				110	
								6/5/06	15:38	CCB2_OIN_6156	CCB2	0	5					
6156006	ONL	ONL SD 2M		South Deep	Bulk Chem	6/5/06	9:15	6/5/06	16:58	DUP3_OIN_6156	DUP3		2288	2333	2			
6156019	ONL	ONL SD 12M		South Deep	Bulk Chem	6/5/06	10 08	6/5/06	17:06	MS1_OIN_6156	MS1	400	2098			2286	47	
								6/5/06	17:09	CCV4_OIN_6156	CCV4	500	485				97	
								6/5/06	17:10	CCB9_OIN_6156	CCB9	0	8					
6156027	ONL	ONL SD 18M		South Deep	Bulk Chem	6/5/06	10:45	6/5/06	17:20	DUP4_OIN_6156	DUP4		1701	1791	5			
								6/5/06	17:24	CCV5_OIN_6156	CCV5	500	498				100	
								6/5/06	17:25	CCB11_OIN_6156	CCB11	0	7					
								6/13/06	15:03	ICV_OIN_6164	ICV	500	494				99	
								6/13/06	15:04	ICB_OIN_6164	ICB	0	7					
								6/13/06	15:05	LCS_OIN_6164	LCS	400	382				96	
								6/13/06	15:06	REF_OIN_6164	REF	200	212				106	
6163008	ONL	ONL SD 2M		South Deep	Bulk Chem	6/12/06	9:30	6/13/06	16:42	DUP1_OIN_6164	DUP1		2005	2043	2			
6163021	ONL	ONL SD 12M		South Deep	Bulk Chem	6/12/06	10:18	6/13/06	16:49	MS1_OIN_6164	MS1	400	1883			2044	40	
6163028	ONL	ONL SD 17M		South Deep	Bulk Chem	6/12/06	10:45	6/13/06	16:56	DUP2_OIN_6164	DUP2		1905	1885	1			
								6/13/06	17:02	CCV5_OIN_6164	CCV5	500	478				96	
								6/13/06	17:03	CCB10_OIN_6164	CCB10	0	7					
								6/13/06	17:33	CCV6_OIN_6164	CCV6	500	498				100	
								6/13/06	17:34	CCB12_OIN_6164	CCB12	0	6					
								6/19/06	14:55	ICV_OIN_6170	ICV	500	491				98	
								6/19/06	14:56	ICB_OIN_6170	ICB	0	14					
								6/19/06	14:57	LCS_OIN_6170	LCS	400	406				102	
								6/19/06	14:58	REF_OIN_6170	REF	200	201				100	
6170006	ONL	ONL SD 2M		South Deep	Bulk Chem	6/19/06	9:24	6/19/06	16:32	DUP1_OIN_6170	DUP1		2238	2194	2			
6170019	ONL	ONL SD 12M		South Deep	Bulk Chem	6/19/06	10:22	6/19/06	16:39	MS1_OIN_6170	MS1	400	2026			2177	38	
6170024	ONL	ONL SD 16M	B	South Deep	Bulk Chem	6/19/06	11 00	6/19/06	16:46	DUP2_OIN_6170	DUP2		2030	2016	1			
								6/19/06	16:54	CCV5_OIN_6170	CCV5	500	486				97	
								6/19/06	16:55	CCB10_OIN_6170	CCB10	0	13					
								6/19/06	17:14	CCV6_OIN_6170	CCV6	500	479				96	
								6/19/06	17:15	CCB12_OIN_6170	CCB12	0	14					
								6/27/06	11:56	ICV_OIN_6180	ICV	500	461				92	
								6/27/06	11:57	ICB_OIN_6180	ICB	0	8					
								6/27/06	11:58	LCS_OIN_6180	LCS	400	368				92	
								6/27/06	11:59	REF_OIN_6180	REF	200	190				95	
6177006	ONL	ONL SD 2M		South Deep	Bulk Chem	6/26/06	10:15	6/27/06	13:43	DUP1_OIN_6180	DUP1		2451	2433	1			
								6/27/06	13:53	CCV5_OIN_6180	CCV5	500	511					
								6/27/06	13:54	CCB9_OIN_6180	CCB9	0	8					
6177022	ONL	ONL SD 15M		South Deep	Bulk Chem	6/26/06	11 55	6/27/06	14:04	DUP2_OIN_6180	DUP2		1782	1773	1			
								6/27/06	14:12	CCV6_OIN_6180	CCV6	500	483				97	
								6/27/06	14:13	CCB11_OIN_6180	CCB11	0	8					
								6/27/06	14:22	CCV7_OIN_6180	CCV7	500	493				99	
								6/27/06	14:23	CCB13_OIN_6180	CCB13	0	8					
								7/5/06	16:20	ICV_OIN_6186	ICV	100	108				108	
								7/5/06	16:21	ICB_OIN_6186	ICB	0	-1					
								7/5/06	16:22	LCS_OIN_6186	LCS	33	33				100	
								7/5/06	16:23	REF_OIN_6186	REF	100	102				102	
								7/5/06	16:24	CCB2_OIN_618	CCB2	0	-1					
								7/5/06	16:48	CCV2_OIN_618	CCV2	100	107				107	
								7/5/06	16:49	CCB4_OIN_618	CCB4	0	-1					
								7/5/06	17:11	CCB3_OIN_618	CCB3	0	-1					
								7/5/06	17:13	CCV3_OIN_618	CCV3	100	108				108	
								7/5/06	17:15	CCB6_OIN_618	CCB6	0	-1					
6185006	ONL	ONL SD 2M		South Deep	BULK CHEM	7/4/06	10:12	7/5/06	17:59	DUP1_OIN_618	DUP1		45	44	2			
								7/5/06	18:06	CCV4_OIN_618	CCV4	100	110				110	
6185017	ONL	ONL SD 10M		South Deep	BULK CHEM	7/4/06	11:05	7/5/06	18:13	MS1_OIN_6186	MS1	67	2313			2499		
6185022	ONL	ONL SD 15M		South Deep	BULK CHEM	7/4/06	11:44	7/5/06	18:20	DUP2_OIN_618	DUP2		121	120	1			
								7/5/06	18:25	CCV5_OIN_618	CCV5	100	108				108	
								7/5/06	18:38	CCV6_OIN_618	CCV6	100	107				107	
								7/11/06	9:58	ICV_OIN_6192	ICV	350	353				101	
								7/11/06	10:00	ICB_OIN_6192	ICB	0	-1					
								7/11/06	10:01	LCS_OIN_6192	LCS	67	64				96	
								7/11/06	10:02	REF_OIN_6192	REF	200	201				101	
								7/11/06	10:03	CCB2_OIN_619	CCB2	0	-1					

UFI Lab ID	System Code	Client ID	Triplicate	Station Name	Field Container Code	Sampling Date	Sampling Time	Analysis Date	Analysis Time	QA ID	QA type	QA Nominal conc. NOx	NOx	DUP	DUP RPD	MS	RECOVERY	MS RECOVERY
6191005				miscellaneous	BULK CHEM	7/7/06	18:15	7/11/06	10:15	DUP1_OIN_619	DUP1		445	353	23			
6191009				miscellaneous	BULK CHEM	7/7/06	11:45	7/11/06	10:21	MS1_OIN_6192	MS1	67	378			393		
								7/11/06	10:24	CCB3_OIN_619	CCB3	0	-1					
								7/11/06	10:26	CCV2_OIN_619	CCV2	350	356				102	
								7/11/06	10:28	CCB4_OIN_619	CCB4	0	-1					
6191023	ONL	ONL SD Field T		South Deep	BULK CHEM	7/10/06	7:30	7/11/06	10:35	DUP2_OIN_619	DUP2		4	5	9			
								7/11/06	10:44	CCB5_OIN_619	CCB5	0	3					
								7/11/06	10:46	CCV3_OIN_619	CCV3	350	355				101	
								7/11/06	10:47	CCB6_OIN_619	CCB6	0	-1					
								7/11/06	11:06	CCV4_OIN_619	CCV4	350	360				103	
								7/11/06	11:25	CCV5_OIN_619	CCV5	350	363				104	
								7/11/06	11:44	CCV6_OIN_619	CCV6	350	360				103	
6191049	ONL	ONL SD 18M		South Deep	BULK CHEM	7/10/06	12:02	7/11/06	13:06	DUP4_OIN_619	DUP4		1073	1088	1			
								7/18/06	14:16	ICV_OIN_6199	ICV	350	352				101	
								7/18/06	14:17	ICB_OIN_6199	ICB	0	-1					
								7/18/06	14:19	LCS_OIN_6199	LCS	67	65				98	
								7/18/06	14:20	REF_OIN_6199	REF	200	204				102	
								7/18/06	14:21	CCB2_OIN_619	CCB2	0	-1					
								7/18/06	14:42	CCV2_OIN_619	CCV2	350	350				100	
								7/18/06	14:43	CCB3_OIN_619	CCB3	0	0					
								7/18/06	15:02	CCV3_OIN_619	CCV3	350	357				102	
								7/18/06	15:03	CCB4_OIN_619	CCB4	0	0					
6198008	ONL	ONL SD 2M		South Deep	BULK CHEM	7/17/06	9:36	7/18/06	15:45	DUP1_OIN_619	DUP1		1637	1614	1			
6198018	ONL	ONL SD 9M		South Deep	BULK CHEM	7/17/06	10:27	7/18/06	15:52	MS1_OIN_6199	MS1	400	2047			2283		59
								7/18/06	15:54	CCB5_OIN_619	CCB5	0	-1					
								7/18/06	15:56	CCV4_OIN_619	CCV4	350	359				103	
								7/18/06	15:57	CCB6_OIN_619	CCB6	0	-1					
								7/18/06	16:12	CCB7_OIN_619	CCB7	0	-1					
								7/18/06	16:15	CCV5_OIN_619	CCV5	350	356				102	
								7/18/06	16:16	CCB8_OIN_619	CCB8	0	-1					
								7/18/06	16:24	CCB9_OIN_619	CCB9	0	-1					
								7/18/06	16:26	CCV6_OIN_619	CCV6	350	354				101	
								7/18/06	16:28	CCB10_OIN_6	CCB10	0	-1					
								7/25/06	11:18	ICV_OIN_6206	ICV	350	364				104	
								7/25/06	11:19	ICB_OIN_6206	ICB	0	-4					
								7/25/06	11:20	LCS_OIN_6206	LCS	67	62				94	
								7/25/06	11:21	REF_OIN_6206	REF	200	202				101	
								7/25/06	11:22	CCB2_OIN_62	CCB2	0	-4					
								7/25/06	11:44	CCV2_OIN_62	CCV2	350	354				101	
								7/25/06	11:46	CCB3_OIN_62	CCB3	0	-4					
								7/25/06	12:04	CCV3_OIN_62	CCV3	350	359				103	
								7/25/06	12:06	CCB4_OIN_62	CCB4	0	-4					
6205010	ONL	ONL SD 2M		South Deep	BULK CHEM	7/24/06	9:38	7/25/06	12:49	DUP1_OIN_62	DUP1		1635	1620	1			
								7/25/06	12:58	CCB5_OIN_62	CCB5	0	-4					
								7/25/06	13:00	CCV4_OIN_62	CCV4	350	369				105	
								7/25/06	13:01	CCB6_OIN_62	CCB6	0	-5					
								7/25/06	13:05	MS1_OIN_620	MS1	400	1964			2288		81
								7/25/06	13:06	MSD_OIN_620	MSD	400	1964			2292		82
6205025	ONL	ONL SD 14M		South Deep	BULK CHEM	7/24/06	11:25	7/25/06	13:12	DUP2_OIN_62	DUP2		1456	1456	0			
								7/25/06	13:19	CCV5_OIN_62	CCV5	350	369				105	
								7/25/06	13:32	CCV6_OIN_62	CCV6	350	367				105	
								8/2/06	11:57	ICV_OIN_6214	ICV	350	318				91	
								8/2/06	11:58	ICB_OIN_6214	ICB	0	1					
								8/2/06	11:59	LCS_OIN_6214	LCS	67	68				102	
								8/2/06	12:01	REF_OIN_6214	REF	200	209				105	
								8/2/06	12:02	CCB2_OIN_62	CCB2	0	1					
								8/2/06	12:23	CCV2_OIN_62	CCV2	350	341				98	
								8/2/06	12:24	CCB3_OIN_62	CCB3	0	2					
								8/2/06	12:47	CCV3_OIN_62	CCV3	350	345				99	
								8/2/06	12:49	CCB4_OIN_62	CCB4	0	2					
6212006	ONL	ONL SD 2M		South Deep	BULK CHEM	7/31/06	9:17	8/2/06	13:33	DUP1_OIN_62	DUP1		1502	1516	1			
								8/2/06	13:39	CCB5_OIN_62	CCB5	0	1					
								8/2/06	13:42	CCV4_OIN_62	CCV4	350	351				100	
								8/2/06	13:43	CCB6_OIN_62	CCB6	0	2					

NOx

UFI Lab ID	System Code	Client ID	Triplicate	Station Name	Field Container Code	Sampling Date	Sampling Time	Analysis Date	Analysis Time	QA ID	QA type	QA Nominal conc. NOx	NOx	DUP	DUP RPD	MS	RECOVERY	MS RECOVERY
6212016	ONL	ONL SD 9M		South Deep	BULK CHEM	7/31/06	10:12	8/2/06	13:47	MS1_OIN_6214	MS1	400	1858			2076		54
6212022	ONL	ONL SD 15M		South Deep	BULK CHEM	7/31/06	11:08	8/2/06	13:57	DUP2_OIN_62	DUP2		1405	1589	12			
								8/2/06	13:58	CCB7_OIN_62	CCB7	0	2					
								8/2/06	14:00	CCV5_OIN_62	CCV5	350	347				99	
								8/2/06	14:14	CCV6_OIN_62	CCV6	350	345				99	
								8/8/06	11:13	ICV_OIN_6220	ICV	350	357				102	
								8/8/06	11:15	ICB_OIN_6220	ICB	0	-1					
								8/8/06	11:16	LCS_OIN_6220	LCS	67	66				99	
								8/8/06	11:17	REF_OIN_6220	REF	200	208				104	
								8/8/06	11:18	CCB2_OIN_62	CCB2	0	-1					
								8/8/06	11:39	CCV2_OIN_62	CCV2	350	355				101	
								8/8/06	11:40	CCB3_OIN_62	CCB3	0	0					
								8/8/06	11:57	CCV3_OIN_62	CCV3	350	362				104	
								8/8/06	11:58	CCB4_OIN_62	CCB4	0	0					
								8/8/06	12:12	CCV4_OIN_62	CCV4	350	362				103	
								8/8/06	12:13	CCB5_OIN_62	CCB5	0	-1					
6219014	ONL	ONL SD 2M		South Deep	BULK CHEM	8/7/06	11:07	8/8/06	12:58	DUP1_OIN_62	DUP1		1555	1590	2			
								8/8/06	13:04	CCB6_OIN_62	CCB6	0	-1					
								8/8/06	13:06	CCV5_OIN_62	CCV5	350	363				104	
6219024	ONL	ONL SD 9M		South Deep	BULK CHEM	8/7/06	12:02	8/8/06	13:12	MS1_OIN_6220	MS1	300	1538			1802		88
6219029	ONL	ONL SD 14M		South Deep	BULK CHEM	8/7/06	12:43	8/8/06	13:19	DUP2_OIN_62	DUP2		921	918	0			
								8/8/06	13:25	CCV6_OIN_62	CCV6	350	361				103	
								8/15/06	12:44	ICV_OIN_6227	ICV	350	350				100	
								8/15/06	12:46	ICB_OIN_6227	ICB	0	-2					
								8/15/06	12:47	LCS_OIN_6227	LCS	67	65				98	
								8/15/06	12:48	REF_OIN_6227	REF	200	210				105	
								8/15/06	12:49	CCB2_OIN_62	CCB2	0	-2					
								8/15/06	13:10	CCV2_OIN_62	CCV2	350	363				104	
								8/15/06	13:11	CCB3_OIN_62	CCB3	0	-1					
								8/15/06	13:30	CCV3_OIN_62	CCV3	350	362				104	
								8/15/06	13:31	CCB4_OIN_62	CCB4	0	-2					
								8/15/06	13:39	CCV4_OIN_62	CCV4	350	359				103	
								8/15/06	13:41	CCB5_OIN_62	CCB5	0	-2					
6226012	ONL	ONL SD 2M		South Deep	BULK CHEM	8/14/06	9:25	8/15/06	14:23	DUP1_OIN_62	DUP1		1427	1404	2			
6226022	ONL	ONL SD 9M		South Deep	BULK CHEM	8/14/06	10:39	8/15/06	14:30	MS1_OIN_6227	MS1	400	1318			1659		85
								8/15/06	14:32	CCB6_OIN_62	CCB6	0	-2					
								8/15/06	14:34	CCV5_OIN_62	CCV5	350	359				103	
6226027	ONL	ONL SD 14M		South Deep	BULK CHEM	8/14/06	11:40	8/15/06	14:44	DUP2_OIN_62	DUP2		1154	1137	2			
								8/15/06	14:53	CCV6_OIN_62	CCV6	350	358				102	
								8/22/06	13:06	ICV_OIN_6234	ICV	350	357					
								8/22/06	13:07	ICB_OIN_6234	ICB	0	-1					
								8/22/06	13:08	LCS_OIN_6234	LCS	67	66				99	
								8/22/06	13:10	REF_OIN_6234	REF	200	211				106	
								8/22/06	13:11	CCB2_OIN_62	CCB2	0	-1					
								8/22/06	13:32	CCV2_OIN_62	CCV2	350	351				100	
								8/22/06	13:33	CCB3_OIN_62	CCB3	0	0					
								8/22/06	13:49	CCV3_OIN_62	CCV3	350	353				101	
								8/22/06	13:51	CCB4_OIN_62	CCB4	0	-1					
6233001				Black Lake	NOX,NH3,TDN	8/13/06	14:25	8/22/06	13:58	MS2_OIN_6234	MS2	400	17			434		104
								8/22/06	14:05	CCV4_OIN_62	CCV4	350	351				100	
								8/22/06	14:06	CCB5_OIN_62	CCB5	0	-1					
6233007	ONL	ONL SD 2M		South Deep	BULK CHEM	8/21/06	8:50	8/22/06	14:51	DUP1_OIN_62	DUP1		1518	1501	1			
								8/22/06	14:57	CCB6_OIN_62	CCB6	0	-1					
								8/22/06	14:59	CCV5_OIN_62	CCV5	350	353				101	
								8/22/06	15:00	CCB7_OIN_62	CCB7	0	-1					
6233017	ONL	ONL SD 9M		South Deep	BULK CHEM	8/21/06	9:45	8/22/06	15:05	MS1_OIN_6234	MS1	400	1231			1527		74
6233022	ONL	ONL SD 14M		South Deep	BULK CHEM	8/21/06	10:25	8/22/06	15:12	DUP2_OIN_62	DUP2		872	876	0			
								8/22/06	15:15	CCB8_OIN_62	CCB8	0	-1					
								8/22/06	15:18	CCV6_OIN_62	CCV6	350	349				100	
								8/22/06	15:19	CCB9_OIN_62	CCB9	0	-1					
								8/22/06	15:29	CCB10_OIN_6	CCB10	0	-1					
								8/22/06	15:32	CCV7_OIN_62	CCV7	350	349				100	
								8/22/06	15:48	CCV8_OIN_62	CCV8	350	346				99	
								8/30/06	12:08	ICV_OIN_6242	ICV	350	358				102	

UFI Lab ID	System Code	Client ID	Triplicate	Station Name	Field Container Code	Sampling Date	Sampling Time	Analysis Date	Analysis Time	QA ID	QA type	QA Nominal conc. NOx	NOx	DUP	DUP RPD	MS	RECOVERY	MS RECOVERY
								8/30/06	12:09	ICB_OIN_6242	ICB	0	1					
								8/30/06	12:11	LCS_OIN_6242	LCS	67	65				98	
								8/30/06	12:12	REF_OIN_6242	REF	200	202				101	
								8/30/06	12:13	CCB2_OIN_62	CCB2	0	1					
								8/30/06	12:34	CCV2_OIN_62	CCV2	350	364				104	
								8/30/06	12:35	CCB3_OIN_62	CCB3	0	2					
								8/30/06	12:52	CCV3_OIN_62	CCV3	350	358				102	
								8/30/06	12:53	CCB4_OIN_62	CCB4	0	2					
6235045					NOX,NH3,TDN	8/21/06		8/30/06	13:01	DUP3_OIN_62	DUP3		18	18	0			
6235052					NOX,NH3,TDN	8/19/06	8:30	8/30/06	13:08	MS2_OIN_6242	MS2	400	12			414		100
								8/30/06	13:10	CCV4_OIN_62	CCV4	350	358				102	
								8/30/06	13:11	CCB5_OIN_62	CCB5	0	1					
								8/30/06	13:22	CCV5_OIN_62	CCV5	350	359				103	
								8/30/06	13:23	CCB6_OIN_62	CCB6	0	2					
6241040	ONL	ONL SD 2M		South Deep	BULK CHEM	8/29/06	9:26	8/30/06	14:12	DUP1_OIN_62	DUP1		1535	1552	1			
								8/30/06	14:15	CCB7_OIN_62	CCB7	0	1					
								8/30/06	14:18	CCV6_OIN_62	CCV6	350	356				102	
								8/30/06	14:19	CCB8_OIN_62	CCB8	0	1					
6241050	ONL	ONL SD 9M		South Deep	BULK CHEM	8/29/06	9:59	8/30/06	14:26	MS1_OIN_6242	MS1	400	913			1199		72
								8/30/06	14:34	CCB9_OIN_62	CCB9	0	1					
								8/30/06	14:36	CCV7_OIN_62	CCV7	350	355				102	
								8/30/06	14:38	CCB10_OIN_6	CCB10	0	1					
								8/30/06	14:54	CCV8_OIN_62	CCV8	350	353				101	
								8/30/06	15:14	CCV9_OIN_62	CCV9	350	360					
								9/5/06	13:59	ICV_OIN_6249	ICV	350	357				102	
								9/5/06	14:00	ICB_OIN_6249	ICB	0	-3					
								9/5/06	14:02	LCS_OIN_6249	LCS	67	61				92	
								9/5/06	14:03	REF_OIN_6249	REF	200	203				101	
								9/5/06	14:04	CCB2_OIN_62	CCB2	0	-3					
								9/5/06	14:25	CCV2_OIN_62	CCV2	350	352				101	
								9/5/06	14:26	CCB3_OIN_62	CCB3	0	-2					
6248034	ONL	ONL SD 16M	A	South Deep	BULK CHEM	9/5/06	10:50	9/5/06	14:34	DUP2_OIN_62	DUP2		298	292	2			
								9/5/06	14:43	CCV3_OIN_62	CCV3	350	361					
								9/5/06	14:44	CCB4_OIN_62	CCB4	0	-3					
								9/5/06	14:52	CCV4_OIN_62	CCV4	350	350				100	
								9/5/06	14:53	CCB5_OIN_62	CCB5	0	-3					
6248017	ONL	ONL SD 2M		South Deep	BULK CHEM	9/5/06	9:25	9/5/06	15:33	DUP1_OIN_62	DUP1		1516	1545	2			
6248029	ONL	ONL SD 11M		South Deep	BULK CHEM	9/5/06	10:08	9/5/06	15:40	MS1_OIN_6249	MS1	400	912			1206		73
								9/5/06	15:42	CCB6_OIN_62	CCB6	0	-3					
								9/5/06	15:44	CCV5_OIN_62	CCV5	350	364				104	
								9/5/06	15:45	CCB7_OIN_62	CCB7	0	-4					
								9/5/06	16:00	CCB8_OIN_62	CCB8	0	-4					
								9/5/06	16:03	CCV6_OIN_62	CCV6	350	360				103	
								9/5/06	16:04	CCB9_OIN_62	CCB9	0	-3					
								9/5/06	16:10	CCB10_OIN_6	CCB10	0	-3					
								9/5/06	16:12	CCV7_OIN_62	CCV7	350	350				100	
								9/5/06	16:31	CCV8_OIN_62	CCV8	350	360					
								9/11/06	13:06	ICV_OIN_6255	ICV	350	347				99	
								9/11/06	13:07	ICB_OIN_6255	ICB	0	-1					
								9/11/06	13:08	LCS_OIN_6255	LCS	67	63				95	
								9/11/06	13:09	REF_OIN_6255	REF	200	207				104	
								9/11/06	13:11	CCB2_OIN_625	CCB2	0	-1					
6254018	ONL	ONL SD 10M		South Deep	BULK CHEM	9/11/06	9:53	9/11/06	13:29	MS1_OIN_6255	MS1	400	848			1120		68
								9/11/06	13:32	CCV2_OIN_625	CCV2	350	361				103	
								9/11/06	13:33	CCB3_OIN_625	CCB3	0	-1					
6254023	ONL	ONL SD 15M		South Deep	BULK CHEM	9/11/06	10:26	9/11/06	13:41	DUP2_OIN_625	DUP2		369	366	1			
								9/11/06	13:50	CCV3_OIN_625	CCV3	350	357					
								9/11/06	13:51	CCB4_OIN_625	CCB4	0	-1					
								9/11/06	14:00	CCV4_OIN_625	CCV4	350	347				99	
								9/11/06	14:01	CCB5_OIN_625	CCB5	0	-1					
6254007	ONL	ONL SD 2M		South Deep	BULK CHEM	9/11/06	9:00	9/11/06	14:42	DUP1_OIN_625	DUP1		1587	1569	1			
								9/11/06	14:50	CCB6_OIN_625	CCB6	0	-1					
								9/11/06	14:53	CCV5_OIN_625	CCV5	350	349				100	
								9/11/06	14:54	CCB7_OIN_625	CCB7	0	-1					

UFI Lab ID	System Code	Client ID	Triplicate	Station Name	Field Container Code	Sampling Date	Sampling Time	Analysis Date	Analysis Time	QA ID	QA type	QA Nominal conc. NOx	NOx	DUP	DUP RPD	MS	RECOVERY	MS RECOVERY
								9/11/06	15:09	CCB8_OIN_625	CCB8	0	-2					
								9/11/06	15:11	CCV6_OIN_625	CCV6	350	327				93	
								9/11/06	15:12	CCB9_OIN_625	CCB9	0	-1					
								9/11/06	15:19	CCB10_OIN_62	CCB10	0	-2					
								9/11/06	15:22	CCV7_OIN_625	CCV7	350	346				99	
								9/11/06	15:41	CCV8_OIN_625	CCV8	350	337				96	
								9/19/06	12:29	ICV_OIN_6262	ICV	350	349				100	
								9/19/06	12:30	ICB_OIN_6262	ICB	0	-1					
								9/19/06	12:31	LCS_OIN_6262	LCS	67	62				92	
								9/19/06	12:32	REF_OIN_6262	REF	200	211				105	
								9/19/06	12:34	CCB2_OIN_626	CCB2	0	-1					
								9/19/06	12:55	CCV2_OIN_626	CCV2	350	372				106	
								9/19/06	12:56	CCB3_OIN_626	CCB3	0	1					
6261021	ONL	ONL SD 15M		South Deep	BULK CHEM	9/18/06	12:15	9/19/06	13:04	DUP2_OIN_626	DUP2		431	437	1			
								9/19/06	13:13	CCV3_OIN_626	CCV3	350	354				101	
								9/19/06	13:15	CCB4_OIN_626	CCB4	0	0					
								9/19/06	13:23	CCV4_OIN_626	CCV4	350	359				102	
								9/19/06	13:24	CCB5_OIN_626	CCB5	0	-1					
6261006	ONL	ONL SD 2M		South Deep	BULK CHEM	9/18/06	11:24	9/19/06	14:05	DUP1_OIN_626	DUP1		1809	1815	0			
								9/19/06	14:13	CCB6_OIN_626	CCB6	0	-1					
								9/19/06	14:16	CCV5_OIN_626	CCV5	350	363				104	
								9/19/06	14:17	CCB7_OIN_626	CCB7	0	-1					
								9/19/06	14:20	MS1_OIN_6262	MS1	400	1174			1362		47
								9/19/06	14:32	CCB8_OIN_626	CCB8	0	-1					
								9/19/06	14:35	CCV6_OIN_626	CCV6	350	361				103	
								9/19/06	14:36	CCB9_OIN_626	CCB9	0	-1					
								9/19/06	14:43	CCB10_OIN_62	CCB10	0	-1					
								9/19/06	14:45	CCV7_OIN_626	CCV7	350	370				106	
								9/19/06	15:04	CCV8_OIN_626	CCV8	350	348				100	
								9/27/06	8:59	ICV_OIN_6270	ICV	350	342				98	
								9/27/06	9:00	ICB_OIN_6270	ICB	0	4					
								9/27/06	9:01	LCS_OIN_6270	LCS	67	68				102	
								9/27/06	9:03	REF_OIN_6270	REF	200	210				105	
								9/27/06	9:04	CCB2_OIN_627	CCB2	0	4					
								9/27/06	9:25	CCV2_OIN_627	CCV2	350	354				101	
								9/27/06	9:26	CCB3_OIN_627	CCB3	0	4					
6268027	ONL	ONL SD 16M	B	South Deep	BULK CHEM	9/25/06	11:10	9/27/06	9:34	DUP2_OIN_627	DUP2		14	14	1			
								9/27/06	9:46	CCV3_OIN_627	CCV3	350	335				96	
								9/27/06	9:47	CCB4_OIN_627	CCB4	0	3					
6268009	ONL	ONL SD 2M		South Deep	BULK CHEM	9/25/06	9:17	9/27/06	10:28	DUP1_OIN_627	DUP1		1686	1639	3			
								9/27/06	10:34	CCB5_OIN_627	CCB5	0	4					
								9/27/06	10:37	CCV4_OIN_627	CCV4	350	368				105	
								9/27/06	10:38	CCB6_OIN_627	CCB6	0	3					
								9/27/06	10:53	CCB7_OIN_627	CCB7	0	3					
								9/27/06	10:55	CCV5_OIN_627	CCV5	350	341				98	
								9/27/06	10:56	CCB8_OIN_627	CCB8	0	3					
								9/27/06	11:03	CCB9_OIN_627	CCB9	0	3					
								9/27/06	11:06	CCV6_OIN_627	CCV6	350	326				93	
								9/27/06	11:07	CCB10_OIN_62	CCB10	0	3					
								9/27/06	11:29	CCV7_OIN_627	CCV7	350	349				100	
								10/10/06	12:06	ICV_OIN_6283	ICV	350	353				101	
								10/10/06	12:08	ICB_OIN_6283	ICB	0	-3					
								10/10/06	12:09	LCS_OIN_6283	LCS	67	79				119	
								10/10/06	12:10	REF_OIN_6283	REF	200	200				100	
								10/10/06	12:11	CCB2_OIN_628	CCB2	0	-4					
								10/10/06	12:32	CCV2_OIN_628	CCV2	350	357				102	
								10/10/06	12:33	CCB3_OIN_628	CCB3	0	-3					
								10/10/06	12:50	CCV3_OIN_628	CCV3	350	355				102	
								10/10/06	12:51	CCB4_OIN_628	CCB4	0	-4					
6283003				miscellaneous	NO3,NH4	10/9/06	12:50	10/10/06	12:59	DUP3_OIN_628	DUP3		424	417	2			
								10/10/06	13:06	CCV4_OIN_628	CCV4	350	355				101	
								10/10/06	13:07	CCB5_OIN_628	CCB5	0	-4					
6282008	ONL	ONL SD 2M		South Deep	BULK CHEM	10/9/06	9:26	10/10/06	13:52	DUP1_OIN_628	DUP1		1599	1588	1			
								10/10/06	13:58	CCB6_OIN_628	CCB6	0	-3					

UFI Lab ID	System Code	Client ID	Triplicate	Station Name	Field Container Code	Sampling Date	Sampling Time	Analysis Date	Analysis Time	QA ID	QA type	QA Nominal conc. NOx	NOx	DUP	DUP RPD	MS	RECOVERY	MS RECOVERY
								10/10/06	14:00	CCV5_OIN_628	CCV5	350	362				103	
								10/10/06	14:02	CCB7_OIN_628	CCB7	0	-4					
6282018	ONL	ONL SD 9M		South Deep	BULK CHEM	10/9/06	10:05	10/10/06	14:06	MS1_OIN_6283	MS1	400	1616			1866		63
								10/10/06	14:17	CCB8_OIN_628	CCB8	0	-4					
								10/10/06	14:19	CCV6_OIN_628	CCV6	350	355				101	
								10/10/06	14:20	CCB9_OIN_628	CCB9	0	-4					
								10/10/06	14:31	CCB10_OIN_62	CCB10	0	-4					
								10/10/06	14:33	CCV7_OIN_628	CCV7	350	356				102	
								10/10/06	14:58	CCV8_OIN_628	CCV8	350	353				101	
								10/10/06	16:03	CCV9_OIN_628	CCV9	350	335				96	
								10/17/06	12:50	ICV_OIN_6290	ICV	350	345				99	
								10/17/06	12:51	ICB_OIN_6290	ICB	0	-2					
								10/17/06	12:52	LCS_OIN_6290	LCS	67	67				101	
								10/17/06	12:54	REF_OIN_6290	REF	200	209				104	
								10/17/06	12:55	CCB2_OIN_629	CCB2	0	-2					
								10/17/06	13:16	CCV2_OIN_629	CCV2	350	349				100	
								10/17/06	13:17	CCB3_OIN_629	CCB3	0	-1					
6289027	ONL	ONL SD 18M		South Deep	BULK CHEM	10/16/06	11:39	10/17/06	13:25	DUP2_OIN_629	DUP2		350	342	2			
								10/17/06	13:33	CCV3_OIN_629	CCV3	350	340				97	
								10/17/06	13:35	CCB4_OIN_629	CCB4	0	-2					
6286004					NOX,NH3,TDN	9/22/06	16:30	10/17/06	13:51	MS2_OIN_6290	MS2	400	7			413		101
								10/17/06	13:58	CCV4_OIN_629	CCV4	350	333				95	
								10/17/06	13:59	CCB5_OIN_629	CCB5	0	-2					
6289006	ONL	ONL SD 2M		South Deep	BULK CHEM	10/16/06	9:40	10/17/06	14:37	DUP1_OIN_629	DUP1		1192	1194	0			
								10/17/06	14:43	CCB6_OIN_629	CCB6	0	-2					
								10/17/06	14:45	CCV5_OIN_629	CCV5	350	320				91	
								10/17/06	14:46	CCB7_OIN_629	CCB7	0	-2					
6289022	ONL	ONL SD 15M		South Deep	BULK CHEM	10/16/06	11:01	10/17/06	14:51	MS1_OIN_6290	MS1	400	1143			1381		60
								10/17/06	15:02	CCB8_OIN_629	CCB8	0	-2					
								10/17/06	15:04	CCV6_OIN_629	CCV6	350	309				88	
								10/17/06	15:05	CCB9_OIN_629	CCB9	0	-2					
								11/2/06	12:50	ICV_OIN_6306	ICV	350	350				100	
								11/2/06	12:51	ICB_OIN_6306	ICB	0	-2					
								11/2/06	12:52	LCS_OIN_6306	LCS	133	129				97	
								11/2/06	12:53	REF_OIN_6306	REF	200	208				104	
								11/2/06	12:54	CCB2_OIN_630	CCB2	0	-2					
								11/2/06	13:16	CCV2_OIN_630	CCV2	350	345				99	
								11/2/06	13:17	CCB3_OIN_630	CCB3	0	-1					
								11/2/06	13:33	CCV3_OIN_630	CCV3	350	330				94	
								11/2/06	13:34	CCB4_OIN_630	CCB4	0	-2					
								11/2/06	14:47	CCB6_OIN_630	CCB6	0	-2					
								11/2/06	14:50	CCV5_OIN_630	CCV5	350	306				88	
								11/2/06	14:51	CCB7_OIN_630	CCB7	0	-2					
6305006	ONL	ONL SD 2M		South Deep	BULK CHEM	11/1/06	9:10	11/2/06	14:54	DUP1_OIN_630	DUP1		1012	1013	0			
6305014	ONL	ONL SD 16M	B	South Deep	BULK CHEM	11/1/06	10:35	11/2/06	15:01	MS1_OIN_6306	MS1	400	1034			1253		55
								11/2/06	15:06	CCB8_OIN_630	CCB8	0	-2					
								11/2/06	15:08	CCV6_OIN_630	CCV6	350	311				89	
								11/2/06	15:10	CCB9_OIN_630	CCB9	0	-2					
6289017	ONL	ONL SD 10M		South Deep	BULK CHEM	10/16/06	10:35	11/2/06	15:15	DUP2_OIN_630	DUP2		1086	1048	4			
								11/2/06	15:25	CCB10_OIN_63	CCB10	0	-1					
								11/2/06	15:27	CCV7_OIN_630	CCV7	350	307				88	
6306005				miscellaneous	BULKWRI	11/1/06		11/2/06	15:32	MS2_OIN_6306	MS2	400	2164			2271		27
								11/2/06	15:37	CCV8_OIN_630	CCV8	350	298					
6306002				miscellaneous	BULKWRI	11/1/06		11/2/06	15:51	DUP3_OIN_630	DUP3		4491	4457	1			
								11/15/06	12:22	ICV_OIN_6319	ICV	350	348				99	
								11/15/06	12:23	ICB_OIN_6319	ICB	0	-4					
								11/15/06	12:24	REF_OIN_6319	REF	200	201				100	
								11/15/06	12:25	LCS_OIN_6319	LCS	133	129				96	
								11/15/06	12:26	CCB2_OIN_63	CCB2	0	-4					
								11/15/06	12:49	CCV2_OIN_63	CCV2	350	349				100	
								11/15/06	12:50	CCB3_OIN_63	CCB3	0	-4					
6319003				miscellaneous	NO3,NH4	11/12/06	14:20	11/15/06	12:58	DUP2_OIN_63	DUP2		160	160	0			
								11/15/06	13:05	CCV3_OIN_63	CCV3	350	361				103	
								11/15/06	13:06	CCB4_OIN_63	CCB4	0	-5					

UFI Lab ID	System Code	Client ID	Triplicate	Station Name	Field Container Code	Sampling Date	Sampling Time	Analysis Date	Analysis Time	QA ID	QA type	QA Nominal conc. NOx	NOx	DUP	DUP RPD	MS	RECOVERY	MS RECOVERY
6318129	ONL	ONL SD 2M		South Deep	BULK CHEM	11/14/06	10:10	11/15/06	13:40	DUP1_OIN_63	DUP1		1412	1424	1			
								11/15/06	13:44	CCB5_OIN_63	CCB5	0	-4					
								11/15/06	13:46	CCV4_OIN_63	CCV4	350	343				98	
								11/15/06	13:47	CCB6_OIN_63	CCB6	0	-4					
6318137	ONL	ONL SD 16M	B	South Deep	BULK CHEM	11/14/06	10:45	11/15/06	13:53	MS1_OIN_631	MS1	1000	1567			2177		61
								11/15/06	13:56	MSD_OIN_631	MSD	1000	2167					
								11/15/06	13:59	CCB7_OIN_63	CCB7	0	-4					
								11/15/06	14:01	CCV5_OIN_63	CCV5	350	344				98	
								11/15/06	14:03	CCB8_OIN_63	CCB8	0	-3					
								11/15/06	14:20	CCB9_OIN_63	CCB9	0	-4					
								11/15/06	14:23	CCV6_OIN_63	CCV6	350	340				97	
								11/15/06	14:24	CCB9_OIN_63	CCB9	0	-4					
								11/27/06	14:23	ICV_OIN_6331	ICV	350	354				101	
								11/27/06	14:24	ICB_OIN_6331	ICB	0	-1					
								11/27/06	14:25	REF_OIN_6331	REF	200	210				105	
								11/27/06	14:26	LCS_OIN_6331	LCS	133	133				100	
								11/27/06	14:27	CCB2_OIN_63	CCB2	0	-1					
6325008				miscellaneous	NO3,NH4	11/19/06	14:00	11/27/06	14:39	DUP1_OIN_63	DUP1		134	131	2			
								11/27/06	14:51	CCB3_OIN_63	CCB3	0	-1					
								11/27/06	15:19	CCB4_OIN_63	CCB4	0	1					
								11/27/06	15:48	MS1_OIN_633	MS1	1000	83			1028		95
6331006	ONL	ONL SD 2M		South Deep	BULK CHEM	11/27/06	8:40	11/27/06	15:53	DUP2_OIN_63	DUP2		1573	1571	0			
								11/27/06	15:58	CCB5_OIN_63	CCB5	0	-1					
								11/27/06	16:00	CCV2_OIN_63	CCV2	350	355					
								11/27/06	16:01	CCB6_OIN_63	CCB6	0	-1					
6331016	ONL	ONL SD 18M		South Deep	BULK CHEM	11/27/06	10:00	11/27/06	16:09	MS2_OIN_633	MS2	1000	1770			2413		64
								11/27/06	16:12	CCB7_OIN_63	CCB7	0	0					
								11/27/06	16:14	CCV3_OIN_63	CCV3	350	357				102	
								11/27/06	16:15	CCB8_OIN_63	CCB8	0	-1					

This table has not been formatted for printing.

UPSTATE FRESHWATER INSTITUTE
PO Box 506
Syracuse, NY 13214
Contact: Dave Matthews
Phone: 315-431-4962 ext.107
Lab Manager: Jennifer Aicher
Phone: 315-431-4962 ext.115

Prepared for Linda Cook of Exponent

Date of issue: 1/3/07

NO2 Method: EPA 353.2

LOQ 9 µgN/L
LOD 3 µgN/L

UFI Lab ID	System Code	Client ID	Triplicate	Station Name	Field Container Code	Sampling Date	Sampling Time (HH:MM)	Analysis Date	Analysis Time (HH:MM)	QA ID	QA type	QA Nominal conc. NO2 (ugN/L)	NO2 (ugN/L)	DUP (ugN/L)	MS (ugN/L)	DUP RPD %	RECOVERY %	MS RECOVERY %
								3/29/06	11:05	ICB_NO2_6088	ICB	0	2					
								3/29/06	11:10	ICV_NO2_6088	ICV	30	28				95	
								3/29/06	11:31	REF_NO2_6088	REF	100	99				99	
								3/29/06	11:42	CCB2_NO2_6088	CCB2	0	0					
								3/29/06	11:52	LCS_NO2_6088	LCS	100	87				87	
6087009	ONL	ONL SD 2M		South Deep	Bulk Chem	3/28/06		3/29/06	12:19	DUP1_NO2_6088	DUP1		43	42		2		
								3/29/06	12:56	CCB3_NO2_6088	CCB3	0	0					
								3/29/06	13:12	CCV2_NO2_6088	CCV2	50	48				95	
6087030	ONL	ONL SD 18M		South Deep	Bulk Chem	3/28/06		3/29/06	13:44	DUP2_NO2_6088	DUP2		49	50		3		
								3/29/06	13:54	CCV3_NO2_6088	CCV3	100	107				107	
								4/3/06	16:35	ICB_NO2_6093	ICB	0	1					
								4/3/06	16:40	ICV_NO2_6093	ICV	30	30				101	
								4/3/06	16:51	REF_NO2_6093	REF	30	29				95	
								4/3/06	17:13	CCB2_NO2_6093	CCB2	0	0					
								4/3/06	17:24	LCS_NO2_6093	LCS	100	99				99	
6093006	ONL	ONL SD 2M		South Deep	Bulk Chem	4/3/06	10:30	4/3/06	17:51	DUP1_NO2_6093	DUP1		84	84		0		
								4/3/06	18:30	CCB3_NO2_6093	CCB3	0	3					
								4/3/06	18:46	CCV2_NO2_6093	CCV2	50	57				113	
								4/3/06	19:24	CCV3_NO2_6093	CCV3	100	103				103	
								4/10/06	14:05	ICB_NO2_6100	ICB	0	2					
								4/10/06	14:10	ICV_NO2_6100	ICV	30	33				109	
								4/10/06	14:21	REF_NO2_6100	REF	30	29				96	
								4/10/06	14:42	CCB2_NO2_6100	CCB2	0	0					
								4/10/06	14:52	LCS_NO2_6100	LCS	100	99				99	
6100006	ONL	ONL SD 2M		South Deep	Bulk Chem	4/10/06	9:30	4/10/06	15:19	DUP1_NO2_6100	DUP1		63	64		1		
								4/10/06	15:56	CCB3_NO2_6100	CCB3	0	0					
								4/10/06	16:12	CCV2_NO2_6100	CCV2	50	52				103	
6100020	ONL	ONL SD 14M		South Deep	Bulk Chem	4/10/06	10:25	4/10/06	16:22	DUP2_NO2_6100	DUP2		64	64		0		
								4/10/06	16:54	CCV3_NO2_6100	CCV3	200	206				103	
								4/18/06	14:31	ICV_NO2_6108	ICV	30	31				103	
								4/18/06	14:33	ICB_NO2_6108	ICB	0	-1					
								4/18/06	14:37	REF_NO2_6108	REF	100	101				101	
								4/18/06	14:53	CCB1_NO2_6108	CCB1	0	-1					
								4/18/06	14:55	CCB2_NO2_6108	CCB2	0	-1					
								4/18/06	14:58	CCV3_NO2_6108	CCV3	50	52				104	
								4/18/06	15:00	CCB4_NO2_6108	CCB4	0	-1					
6107002	ONL	ONL SD 0M	A		BULK CHEM	4/17/06	9:20	4/18/06	15:08	DUP3_NO2_6108	DUP2		62	63		1		
								4/18/06	15:21	CCV4_NO2_6108	CCV 4	100	104				104	
6107022	ONL	ONL SD 16M	A		BULK CHEM	4/17/06	11 01	4/18/06	15:32	DUP3_NO2_6108	DUP3		59	60		0		
								4/24/06	15:04	ICV_NO2_6114	ICV	50	48				96	
								4/24/06	15:12	REF_NO2_6114	REF	100	96				96	
								4/24/06	15:28	ICB_NO2_6114	ICB	0	0					
								4/24/06	15:36	LCS _NO2_6114	LCS	100	93				93	
6114006	ONL	ONL SD 2M		South Deep	Bulk Chem	4/24/06	9:07	4/24/06	15:56	DUP1_NO2_6114	DUP1		52	51		4		
								4/24/06	16:24	CCB2_NO2_6114	CCB2	0	0					
								4/24/06	16:36	CCV2_NO2_6114	CCV2	100	94				94	
								5/2/06	17:31	ICV_OIN_6122b	ICV	30	31				104	
								5/2/06	17:34	ICB_OIN_6122b	ICB	0	-1					
								5/2/06	17:50	REF_OIN_6122b	REF	100	97				97	
								5/2/06	17:51	CCB2_OIN_6122b	CCB2	0	0					
								5/2/06	17:52	LCS_OIN_6122b	LCS	200	200				100	
								5/2/06	17:54	CCV2_OIN_6122b	CCV2	37.5	39				105	
								5/2/06	17:56	CCB3_OIN_6122b	CCB3	0	0					
6121021	ONL	ONL SD 14M		South Deep	BULK CHEM	5/1/06	10:17	5/2/06	18:04	DUP2_OIN_6122b	DUP2		53	54	2.2			

UFI Lab ID	System Code	Client ID	Triplicate	Station Name	Field Container Code	Sampling Date	Sampling Time	Analysis Date	Analysis Time	QA ID	QA type	QA Nominal conc. NO2	NO2	DUP	MS	DUP RPD	RECOVERY	MS RECOVERY
								5/2/06	18:15	CCV3_OIN_6122b	CCV3	75	78				104	
								5/2/06	18:16	CCB4_OIN_6122b	CCB4	0	0					
								5/2/06	18:28	CCV4_OIN_6122b	CCV4	150	152				101	
								5/2/06	18:29	CCB5_OIN_6122b	CCB5	0	0					
								5/9/06	12:13	ICV_OIN_6129	ICV	15	14				92	
								5/9/06	12:15	ICB_OIN_6129	ICB	0	0					
6128002	ONL	ONL SD 0M	A	South Deep	Bulk Chem	5/8/06	9:00	5/9/06	12:45	DUP1_OIN_6129	DUP1		49	53	7.2			
6128011	ONL	ONL SD 4M		South Deep	Bulk Chem	5/8/06	9:13	5/9/06	12:51	MS1_OIN_6129	MS1	200	55			259	102	
								5/9/06	12:53	CCB2_OIN_6129	CCB2	0	2					
								5/9/06	12:55	REF_OIN_6129	REF	100	108				108	
								5/9/06	12:56	CCB3_OIN_6129	CCB3		0					
								5/9/06	12:57	LCS_OIN_6129	LCS	200	199				99	
								5/9/06	12:58	CCV2_OIN_6129	CCV2	30	34				113	
								5/9/06	13:00	CCB4_OIN_6129	CCB4	0	-3					
6128021	ONL	ONL SD 14M		South Deep	Bulk Chem	5/8/06	10:13	5/9/06	13:26	DUP2_OIN_6129	DUP2		54	55	1.8			
6128027	ONL	ONL SD 18M		South Deep	Bulk Chem	5/8/06	10:42	5/9/06	13:32	MS2_OIN_6129	MS2	200	54			245	96	
								5/9/06	13:35	CCB5_OIN_6129	CCB5	0	0					
								5/9/06	13:37	CCV3_OIN_6129	CCV3	37.5	43				114	
								5/9/06	13:38	CCB6_OIN_6129	CCB6	0	0					
								5/15/06	16:50	ICB_OIN_6135	ICB	0	-1					
								5/15/06	16:53	ICV_OIN_6135	ICV	15	17				115	
								5/15/06	16:55	CCB2_OIN_6135	CCB2	0	-1					
6135006	ONL	ONL SD 2M		South Deep	Bulk Chem	5/15/06	9:25	5/15/06	17:03	DUP1_OIN_6135	DUP1		50	49	1.2			
6135019	ONL	ONL SD 12M		South Deep	Bulk Chem	5/15/06	10:23	5/15/06	17:10	MS1_OIN_6135	MS1	200	51			247	98	
								5/15/06	17:13	CCB3_OIN_6135	CCB3	0	0					
								5/15/06	17:14	REF_OIN_6135	REF	100	104				104	
								5/15/06	17:16	LCS_OIN_6135	LCS	200	191				95	
								5/15/06	17:17	CCV2_OIN_6135	CCV2	30	33				111	
								5/15/06	17:20	CCB4_OIN_6135	CCB4	0	0					
								5/15/06	17:31	CCB5_OIN_6135	CCB5	0	0					
								5/15/06	17:32	CCV3_OIN_6135	CCV3	37.5	43				114	
								5/15/06	17:34	CCB6_OIN_6135	CCB6	0	-1					
								5/22/06	15:26	ICV_OIN_6142	ICV	15	15				100	
								5/22/06	15:29	ICB_OIN_6142	ICB	0	0					
6142006	ONL	ONL SD 2M		South Deep	Bulk Chem	5/22/06	9:25	5/22/06	15:41	DUP1_OIN_6142	DUP1		48	48	0.7			
6142019	ONL	ONL SD 12M		South Deep	Bulk Chem	5/22/06	10:38	5/22/06	15:48	MS1_OIN_6142	MS1	200	48			247	99	
								5/22/06	15:51	CCB2_OIN_6142	CCB2	0	1					
								5/22/06	15:52	REF_OIN_6142	REF	100	105				105	
								5/22/06	15:54	LCS_OIN_6142	LCS	200	188				94	
								5/22/06	15:55	CCV2_OIN_6142	CCV2	30	31				104	
								5/22/06	15:58	CCB3_OIN_6142	CCB3	0	0					
6142027	ONL	ONL SD 18M		South Deep	Bulk Chem	5/22/06	11:34	5/22/06	16:06	MS2_OIN_6142	MS2	200	53			243	95	
								5/22/06	16:08	CCV3_OIN_6142	CCV3	37.5	40				106	
								5/22/06	16:10	CCB3_OIN_6142	CCB3	0	0					
								5/30/06	15:16	ICV_OIN_6150	ICV	150	152				101	
								5/30/06	15:17	ICB_OIN_6150	ICB	0	1					
								5/30/06	15:18	LCS_OIN_6150	LCS	200	188				94	
								5/30/06	15:20	REF_OIN_6150	REF	100	100				100	
6150006	ONL	ONL SD 2M		South Deep	Bulk Chem	5/30/06	9:47	5/30/06	15:50	DUP2_OIN_6150	DUP2		49	49	0.3			
6150019	ONL	ONL SD 12M		South Deep	Bulk Chem	5/30/06	10:35	5/30/06	15:57	MS2_OIN_6150	MS2	200	59			240	91	
								5/30/06	16:02	CCV5_OIN_6150	CCV5	150	151				101	
								5/30/06	16:03	CCB6_OIN_6150	CCB6	0	1					
6150027	ONL	ONL SD 18M		South Deep	Bulk Chem	5/30/06	11:12	5/30/06	16:11	DUP3_OIN_6150	DUP3		80	82	2.8			
								5/30/06	16:13	CCB7_OIN_6150	CCB7	0	1					
								5/30/06	16:16	CCV5_OIN_6150	CCV5	150	148				99	
								6/5/06	15:34	ICV_OIN_6156	ICV	150	149				100	
								6/5/06	15:35	ICB_OIN_6156	ICB	0	2					
								6/5/06	15:36	LCS_OIN_6156	LCS	200	184				92	
								6/5/06	15:37	REF_OIN_6156	REF	100	101				101	
6156006	ONL	ONL SD 2M		South Deep	Bulk Chem	6/5/06	9:15	6/5/06	15:50	DUP1_OIN_6156	DUP1		46	46	0.6			
6156019	ONL	ONL SD 12M		South Deep	Bulk Chem	6/5/06	10 08	6/5/06	15:57	MS1_OIN_6156	MS1	200	65			253	94	
								6/5/06	16:02	CCV2_OIN_6156	CCV2	150	149				99	
								6/5/06	16:03	CCB4_OIN_6156	CCB4	0	2					
6156027	ONL	ONL SD 18M		South Deep	Bulk Chem	6/5/06	10:45	6/5/06	16:11	DUP2_OIN_6156	DUP2		158	157	0.6			

UFI Lab ID	System Code	Client ID	Triplicate	Station Name	Field Container Code	Sampling Date	Sampling Time	Analysis Date	Analysis Time	QA ID	QA type	QA Nominal conc. NO2	NO2	DUP	MS	DUP RPD	RECOVERY	MS RECOVERY
								6/5/06	16:23	CCV3_OIN_6156	CCV3	150	148				99	
								6/5/06	16:24	CCB7_OIN_6156	CCB7	0	2					
								6/13/06	15:03	ICV_OIN_6164	ICV	150	151				101	
								6/13/06	15:04	ICB_OIN_6164	ICB	0	1					
								6/13/06	15:05	LCS_OIN_6164	LCS	200	195				98	
								6/13/06	15:06	REF_OIN_6164	REF	100	99				99	
6163008	ONL	ONL SD 2M		South Deep	Bulk Chem	6/12/06	9:30	6/13/06	15:19	DUP1_OIN_6164	DUP1		43	42	2.8			
6163021	ONL	ONL SD 12M		South Deep	Bulk Chem	6/12/06	10:18	6/13/06	15:26	MS1_OIN_6164	MS1	200	58			255	99	
								6/13/06	15:31	CCV2_OIN_6164	CCV2	150	158				106	
								6/13/06	15:32	CCB4_OIN_6164	CCB4	0	1					
6163028	ONL	ONL SD 17M		South Deep	Bulk Chem	6/12/06	10:45	6/13/06	15:40	DUP2_OIN_6164	DUP2		81	81	0.1			
								6/13/06	15:52	CCV3_OIN_6164	CCV3	150	154				103	
								6/13/06	15:53	CCB6_OIN_6164	CCB6	0	1					
								6/19/06	14:55	ICV_OIN_6170	ICV	150	150				100	
								6/19/06	14:56	ICB_OIN_6170	ICB	0	2					
								6/19/06	14:57	LCS_OIN_6170	LCS	200	191				95	
								6/19/06	14:58	REF_OIN_6170	REF	100	93				93	
6170006	ONL	ONL SD 2M		South Deep	Bulk Chem	6/19/06	9:24	6/19/06	15:11	DUP1_OIN_6170	DUP1		47	47	0.4			
6170019	ONL	ONL SD 12M		South Deep	Bulk Chem	6/19/06	10:22	6/19/06	15:18	MS1_OIN_6170	MS1	200	29			220	95	
								6/19/06	15:23	CCV2_OIN_6170	CCV2	150	147				98	
								6/19/06	15:24	CCB4_OIN_6170	CCB4	0	2					
6170024	ONL	ONL SD 16M	B	South Deep	Bulk Chem	6/19/06	11 00	6/19/06	15:32	DUP2_OIN_6170	DUP2		37	37	0.3			
								6/19/06	15:41	CCV3_OIN_6170	CCV3	150	149				99	
								6/19/06	15:43	CCB6_OIN_6170	CCB6	0	2					
								6/27/06	11:56	ICV_OIN_6180	ICV	150	150					
								6/27/06	11:57	ICB_OIN_6180	ICB	0	1					
								6/27/06	11:58	LCS_OIN_6180	LCS	200	182				91	
								6/27/06	11:59	REF_OIN_6180	REF	100	91				91	
6177006	ONL	ONL SD 2M		South Deep	Bulk Chem	6/26/06	10:15	6/27/06	12:12	DUP1_OIN_6180	DUP1		47	45	3.2			
6177017	ONL	ONL SD 10M		South Deep	Bulk Chem	6/26/06	11:10	6/27/06	12:19	MS1_OIN_6180	MS1	200	47			232	93	
								6/27/06	12:24	CCV2_OIN_6180	CCV2	150	148				99	
								6/27/06	12:25	CCB4_OIN_6180	CCB4	0	1					
6177022	ONL	ONL SD 15M		South Deep	Bulk Chem	6/26/06	11 55	6/27/06	12:33	DUP2_OIN_6180	DUP2		98	97	1.4			
6177027	ONL	ONL SD 18M		South Deep	Bulk Chem	6/26/06	12:25	6/27/06	12:40	MS2_OIN_6180	MS2	200	189			290	50	
								6/27/06	12:45	CCV3_OIN_6180	CCV3	150	151				101	
								6/27/06	12:46	CCB5_OIN_6180	CCB5	0	1					
								7/5/06	16:20	ICV_OIN_6186	ICV	100	108				108	
								7/5/06	16:21	ICB_OIN_6186	ICB	0	-1					
								7/5/06	16:22	LCS_OIN_6186	LCS	33	33				100	
								7/5/06	16:23	REF_OIN_6186	REF	100	102				102	
								7/5/06	16:24	CCB2_OIN_618	CCB2	0	-1					
								7/5/06	16:48	CCV2_OIN_618	CCV2	100	107				107	
								7/5/06	16:49	CCB4_OIN_618	CCB4	0	-1					
								7/5/06	17:11	CCB3_OIN_618	CCB3	0	-1					
								7/5/06	17:13	CCV3_OIN_618	CCV3	100	108				108	
								7/5/06	17:15	CCB6_OIN_618	CCB6	0	-1					
6185006	ONL	ONL SD 2M		South Deep	BULK CHEM	7/4/06	10:12	7/5/06	17:59	DUP1_OIN_618	DUP1		44	44		0		
								7/5/06	18:06	CCV4_OIN_618	CCV4	100	110				110	
6185017	ONL	ONL SD 10M		South Deep	BULK CHEM	7/4/06	11:05	7/5/06	18:13	MS1_OIN_6186	MS1	33	40		74			104
6185022	ONL	ONL SD 15M		South Deep	BULK CHEM	7/4/06	11:44	7/5/06	18:20	DUP2_OIN_618	DUP2		124	124		1		
								7/5/06	18:25	CCV5_OIN_618	CCV5	100	108				108	
								7/5/06	18:38	CCV6_OIN_618	CCV6	100	107				107	
								7/11/06	9:58	ICV_OIN_6192	ICV	100	102				102	
								7/11/06	10:00	ICB_OIN_6192	ICB	0	0					
								7/11/06	10:01	LCS_OIN_6192	LCS	33	32					
								7/11/06	10:02	REF_OIN_6192	REF	100	102				102	
								7/11/06	10:03	CCB2_OIN_619	CCB2	0	0					
6191005	LkSup	9		miscellaneous	BULK CHEM	7/7/06	18:15	7/11/06	10:15	DUP1_OIN_619	DUP1		3	3		2		
6191009	LkSup	50		miscellaneous	BULK CHEM	7/7/06	11:45	7/11/06	10:21	MS1_OIN_6192	MS1	33	2		36			100
								7/11/06	10:24	CCB3_OIN_619	CCB3	0	0					
								7/11/06	10:26	CCV2_OIN_619	CCV2	100	102				102	
								7/11/06	10:28	CCB4_OIN_619	CCB4	0	0					
6191023	ONL	ONL SD Field T		South Deep	BULK CHEM	7/10/06	7:30	7/11/06	10:35	DUP2_OIN_619	DUP2		1	1		34		
								7/11/06	10:44	CCB5_OIN_619	CCB5	0	0					

NO2

UFI Lab ID	System Code	Client ID	Triplicate	Station Name	Field Container Code	Sampling Date	Sampling Time	Analysis Date	Analysis Time	QA ID	QA type	QA Nominal conc. NO2	NO2	DUP	MS	DUP RPD	RECOVERY	MS RECOVERY
								7/11/06	10:46	CCV3_OIN_619	CCV3	100	101				101	
								7/11/06	10:47	CCB6_OIN_619	CCB6	0	0					
6191039	ONL	ONL SD 10M		South Deep	BULK CHEM	7/10/06	10:48	7/11/06	10:54	DUP3_OIN_619	DUP3		55	56		0		
6191044	ONL	ONL SD 15M		South Deep	BULK CHEM	7/10/06	11:30	7/11/06	11:02	MS2_OIN_6192	MS2	33	116		143			81
								7/11/06	11:06	CCV4_OIN_619	CCV4	100	102				102	
6191049	ONL	ONL SD 18M		South Deep	BULK CHEM	7/10/06	12:02	7/11/06	11:13	DUP4_OIN_619	DUP4		147	146		0		
								7/11/06	11:25	CCV5_OIN_619	CCV5	100	103				103	
								7/11/06	11:44	CCV6_OIN_619	CCV6	100	103				103	
								7/18/06	14:16	ICV_OIN_6199	ICV	100	101				101	
								7/18/06	14:17	ICB_OIN_6199	ICB	0	0					
								7/18/06	14:19	LCS_OIN_6199	LCS	33	32				95	
								7/18/06	14:20	REF_OIN_6199	REF	100	102				102	
								7/18/06	14:21	CCB2_OIN_619	CCB2	0	0					
6198008	ONL	ONL SD 2M		South Deep	BULK CHEM	7/17/06	9:36	7/18/06	14:33	DUP1_OIN_619	DUP1		40	40		1		
6198018	ONL	ONL SD 9M		South Deep	BULK CHEM	7/17/06	10:27	7/18/06	14:40	MS1_OIN_6199	MS1	200	88		286			99
								7/18/06	14:42	CCV2_OIN_619	CCV2	100	103				103	
								7/18/06	14:43	CCB3_OIN_619	CCB3	0	0					
6198023	ONL	ONL SD 14M		South Deep	BULK CHEM	7/17/06	11:07	7/18/06	14:51	DUP2_OIN_619	DUP2		114	116		2		
								7/18/06	15:02	CCV3_OIN_619	CCV3	100	104				104	
								7/18/06	15:03	CCB4_OIN_619	CCB4	0	0					
								7/18/06	15:54	CCB5_OIN_619	CCB5	0	0					
								7/18/06	15:56	CCV4_OIN_619	CCV4	100	104				104	
								7/18/06	15:57	CCB6_OIN_619	CCB6	0	0					
								7/18/06	16:12	CCB7_OIN_619	CCB7	0	0					
								7/18/06	16:15	CCV5_OIN_619	CCV5	100	106				106	
								7/18/06	16:16	CCB8_OIN_619	CCB8	0	0					
								7/18/06	16:24	CCB9_OIN_619	CCB9	0	0					
								7/18/06	16:26	CCV6_OIN_619	CCV6	100	106				106	
								7/18/06	16:28	CCB10_OIN_6	CCB10	0	0					
								7/25/06	11:18	ICV_OIN_6206	ICV	100	105				105	
								7/25/06	11:19	ICB_OIN_6206	ICB	0	-1					
								7/25/06	11:20	LCS_OIN_6206	LCS	33	32				96	
								7/25/06	11:21	REF_OIN_6206	REF	100	101				101	
								7/25/06	11:22	CCB2_OIN_62	CCB2	0	0					
6205010	ONL	ONL SD 2M		South Deep	BULK CHEM	7/24/06	9:38	7/25/06	11:34	DUP1_OIN_62	DUP1		42	41		3		
								7/25/06	11:44	CCV2_OIN_62	CCV2	100	103				103	
								7/25/06	11:46	CCB3_OIN_62	CCB3	0	0					
6205025	ONL	ONL SD 14M		South Deep	BULK CHEM	7/24/06	11:25	7/25/06	11:54	DUP2_OIN_62	DUP2		120	120		0		
								7/25/06	12:04	CCV3_OIN_62	CCV3	100	104				104	
								7/25/06	12:06	CCB4_OIN_62	CCB4	0	0					
								7/25/06	12:58	CCB5_OIN_62	CCB5	0	0					
								7/25/06	13:00	CCV4_OIN_62	CCV4	100	107				107	
								7/25/06	13:01	CCB6_OIN_62	CCB6	0	0					
								7/25/06	13:05	MS1_OIN_6206	MS1	200	78		274			98
								7/25/06	13:06	MSD_OIN_620	MSD	200	78		280			101
								7/25/06	13:19	CCV5_OIN_62	CCV5	100	107				107	
								7/25/06	13:32	CCV6_OIN_62	CCV6	100	107				107	
								8/2/06	11:57	ICV_OIN_6214	ICV	100	77				77	
								8/2/06	11:58	ICB_OIN_6214	ICB	0	2					
								8/2/06	11:59	LCS_OIN_6214	LCS	33	35				106	
								8/2/06	12:01	REF_OIN_6214	REF	100	107				107	
								8/2/06	12:02	CCB2_OIN_62	CCB2	0	2					
6212006	ONL	ONL SD 2M		South Deep	BULK CHEM	7/31/06	9:17	8/2/06	12:13	DUP1_OIN_62	DUP1		45	44		2		
6212016	ONL	ONL SD 9M		South Deep	BULK CHEM	7/31/06	10:12	8/2/06	12:21	MS1_OIN_6214	MS1	200	36		233			98
								8/2/06	12:23	CCV2_OIN_62	CCV2	100	87				87	
								8/2/06	12:24	CCB3_OIN_62	CCB3	0	2					
6212021	ONL	ONL SD 14M		South Deep	BULK CHEM	7/31/06	10:58	8/2/06	12:32	DUP2_OIN_62	DUP2		110	110		1		
								8/2/06	12:47	CCV3_OIN_62	CCV3	100	90				90	
								8/2/06	12:49	CCB4_OIN_62	CCB4	0	2					
								8/2/06	13:39	CCB5_OIN_62	CCB5	0	2					
								8/2/06	13:42	CCV4_OIN_62	CCV4	100	90				90	
								8/2/06	13:43	CCB6_OIN_62	CCB6	0	2					
								8/2/06	13:58	CCB7_OIN_62	CCB7	0	2					
								8/2/06	14:00	CCV5_OIN_62	CCV5	100	89				89	

NO2

UFI Lab ID	System Code	Client ID	Triplicate	Station Name	Field Container Code	Sampling Date	Sampling Time	Analysis Date	Analysis Time	QA ID	QA type	QA Nominal conc. NO2	NO2	DUP	MS	DUP RPD	RECOVERY	MS RECOVERY
								8/2/06	14:14	CCV6_OIN_62	CCV6	100	88				88	
								8/8/06	11:13	ICV_OIN_6220	ICV	100	102				102	
								8/8/06	11:15	ICB_OIN_6220	ICB	0	0					
								8/8/06	11:16	LCS_OIN_622(	LCS	33	33				98	
								8/8/06	11:17	REF_OIN_622(	REF	100	103				103	
								8/8/06	11:18	CCB2_OIN_62	CCB2	0	0					
6219014	ONL	ONL SD 2M		South Deep	BULK CHEM	8/7/06	11:07	8/8/06	11:30	DUP1_OIN_62	DUP1		43	44		1		
6219024	ONL	ONL SD 9M		South Deep	BULK CHEM	8/7/06	12:02	8/8/06	11:37	MS1_OIN_622(	MS1	200	3		200			99
								8/8/06	11:39	CCV2_OIN_62	CCV2	100	104				104	
								8/8/06	11:40	CCB3_OIN_62	CCB3	0	0					
6219029	ONL	ONL SD 14M		South Deep	BULK CHEM	8/7/06	12:43	8/8/06	11:48	DUP2_OIN_62	DUP2		144	144		0		
								8/8/06	11:57	CCV3_OIN_62	CCV3	100	105				105	
								8/8/06	11:58	CCB4_OIN_62	CCB4	0	-1					
								8/8/06	12:12	CCV4_OIN_62	CCV4	100	105				105	
								8/8/06	12:13	CCB5_OIN_62	CCB5	0	0					
								8/8/06	13:04	CCB6_OIN_62	CCB6	0	0					
								8/8/06	13:06	CCV5_OIN_62	CCV5	100	108				108	
								8/8/06	13:25	CCV6_OIN_62	CCV6	100	109				109	
								8/15/06	12:44	ICV_OIN_6227	ICV	100	102				102	
								8/15/06	12:46	ICB_OIN_6227	ICB	0	0					
								8/15/06	12:47	LCS_OIN_6227	LCS	33	33				100	
								8/15/06	12:48	REF_OIN_6227	REF	100	105				105	
								8/15/06	12:49	CCB2_OIN_62	CCB2	0	0					
6226012	ONL	ONL SD 2M		South Deep	BULK CHEM	8/14/06	9:25	8/15/06	13:01	DUP1_OIN_62	DUP1		44	43		1		
6226022	ONL	ONL SD 9M		South Deep	BULK CHEM	8/14/06	10:39	8/15/06	13:08	MS1_OIN_622	MS1	200	1		206			102
								8/15/06	13:10	CCV2_OIN_62	CCV2	100	101				101	
								8/15/06	13:11	CCB3_OIN_62	CCB3	0	0					
6226027	ONL	ONL SD 14M		South Deep	BULK CHEM	8/14/06	11:40	8/15/06	13:20	DUP2_OIN_62	DUP2		70	70		1		
								8/15/06	13:30	CCV3_OIN_62	CCV3	100	104				104	
								8/15/06	13:31	CCB4_OIN_62	CCB4	0	0					
								8/15/06	13:39	CCV4_OIN_62	CCV4	100	103				103	
								8/15/06	13:41	CCB5_OIN_62	CCB5	0	0					
								8/15/06	14:32	CCB6_OIN_62	CCB6	0	0					
								8/15/06	14:34	CCV5_OIN_62	CCV5	100	104				104	
								8/15/06	14:53	CCV6_OIN_62	CCV6	100	106				106	
								8/22/06	13:06	ICV_OIN_6234	ICV	100	102				102	
								8/22/06	13:07	ICB_OIN_6234	ICB	0	-1					
								8/22/06	13:08	LCS_OIN_6234	LCS	33	33				98	
								8/22/06	13:10	REF_OIN_6234	REF	100	105				105	
								8/22/06	13:11	CCB2_OIN_62	CCB2	0	-1					
6233007	ONL	ONL SD 2M		South Deep	BULK CHEM	8/21/06	8:50	8/22/06	13:23	DUP1_OIN_62	DUP1		41	40		2		
6233017	ONL	ONL SD 9M		South Deep	BULK CHEM	8/21/06	9:45	8/22/06	13:30	MS1_OIN_623	MS1	200	16		219			101
								8/22/06	13:32	CCV2_OIN_62	CCV2	100	102				102	
								8/22/06	13:33	CCB3_OIN_62	CCB3	0	-1					
6233022	ONL	ONL SD 14M		South Deep	BULK CHEM	8/21/06	10:25	8/22/06	13:41	DUP2_OIN_62	DUP2		103	102		1		
								8/22/06	13:49	CCV3_OIN_62	CCV3	100	102				102	
								8/22/06	13:51	CCB4_OIN_62	CCB4	0	0					
6233001	CSLAP	06-51-06		Black Lake	NOX,NH3,TDN	8/13/06	14:25	8/22/06	13:58	MS2_OIN_623	MS2	200	3		210			103
								8/22/06	14:05	CCV4_OIN_62	CCV4	100	103				103	
								8/22/06	14:06	CCB5_OIN_62	CCB5	0	-1					
								8/22/06	14:57	CCB6_OIN_62	CCB6	0	-1					
								8/22/06	14:59	CCV5_OIN_62	CCV5	100	104				104	
								8/22/06	15:00	CCB7_OIN_62	CCB7	0	-1					
								8/22/06	15:15	CCB8_OIN_62	CCB8	0	-1					
								8/22/06	15:18	CCV6_OIN_62	CCV6	100	105				105	
								8/22/06	15:19	CCB9_OIN_62	CCB9	0	-1					
								8/22/06	15:29	CCB10_OIN_6	CCB10	0	-1					
								8/22/06	15:32	CCV7_OIN_62	CCV7	100	102				102	
								8/22/06	15:48	CCV8_OIN_62	CCV8	100	104				104	
								8/30/06	12:08	ICV_OIN_6242	ICV	100	102				102	
								8/30/06	12:09	ICB_OIN_6242	ICB	0	0					
								8/30/06	12:11	LCS_OIN_6242	LCS	33	32				97	
								8/30/06	12:12	REF_OIN_6242	REF	100	102				102	
								8/30/06	12:13	CCB2_OIN_62	CCB2	0	0					

NO2

UFI Lab ID	System Code	Client ID	Triplicate	Station Name	Field Container Code	Sampling Date	Sampling Time	Analysis Date	Analysis Time	QA ID	QA type	QA Nominal conc. NO2	NO2	DUP	MS	DUP RPD	RECOVERY	MS RECOVERY
6241040	ONL	ONL SD 2M		South Deep	BULK CHEM	8/29/06	9:26	8/30/06	12:25	DUP1_OIN_62	DUP1		29	36		23		
6241050	ONL	ONL SD 9M		South Deep	BULK CHEM	8/29/06	9:59	8/30/06	12:32	MS1_OIN_6242	MS1	200	3		195			96
								8/30/06	12:34	CCV2_OIN_62	CCV2	100	104				104	
								8/30/06	12:35	CCB3_OIN_62	CCB3	0	0					
6241055	ONL	ONL SD 14M		South Deep	BULK CHEM	8/29/06	10:26	8/30/06	12:43	DUP2_OIN_62	DUP2		95	145		41		
								8/30/06	12:52	CCV3_OIN_62	CCV3	100	105				105	
								8/30/06	12:53	CCB4_OIN_62	CCB4	0	0					
								8/30/06	13:10	CCV4_OIN_62	CCV4	100	103				103	
								8/30/06	13:11	CCB5_OIN_62	CCB5	0	0					
								8/30/06	13:22	CCV5_OIN_62	CCV5	100	100				100	
								8/30/06	13:23	CCB6_OIN_62	CCB6	0	0					
								8/30/06	14:15	CCB7_OIN_62	CCB7	0	0					
								8/30/06	14:18	CCV6_OIN_62	CCV6	100	106				106	
								8/30/06	14:19	CCB8_OIN_62	CCB8	0	0					
								8/30/06	14:34	CCB9_OIN_62	CCB9	0	0					
								8/30/06	14:36	CCV7_OIN_62	CCV7	100	106				106	
								8/30/06	14:38	CCB10_OIN_6	CCB10	0	0					
								8/30/06	14:54	CCV8_OIN_62	CCV8	100	107				107	
								8/30/06	15:14	CCV9_OIN_62	CCV9	100	105				105	
								9/5/06	13:59	ICV_OIN_6249	ICV	100	105				105	
								9/5/06	14:00	ICB_OIN_6249	ICB	0	-3					
								9/5/06	14:02	LCS_OIN_6249	LCS	33	30				91	
								9/5/06	14:03	REF_OIN_6249	REF	100	106				106	
								9/5/06	14:04	CCB2_OIN_62	CCB2	0	-3					
6248017	ONL	ONL SD 2M		South Deep	BULK CHEM	9/5/06	9:25	9/5/06	14:16	DUP1_OIN_62	DUP1		29	24		16		
6248029	ONL	ONL SD 11M		South Deep	BULK CHEM	9/5/06	10:08	9/5/06	14:23	MS1_OIN_6249	MS1	200	14		214			100
								9/5/06	14:25	CCV2_OIN_62	CCV2	100	105				105	
								9/5/06	14:26	CCB3_OIN_62	CCB3	0	-3					
6248034	ONL	ONL SD 16M	A	South Deep	BULK CHEM	9/5/06	10:50	9/5/06	14:34	DUP2_OIN_62	DUP2		107	83		26		
								9/5/06	14:43	CCV3_OIN_62	CCV3	100	104				104	
								9/5/06	14:44	CCB4_OIN_62	CCB4	0	-3					
								9/5/06	14:52	CCV4_OIN_62	CCV4	100	104				104	
								9/5/06	14:53	CCB5_OIN_62	CCB5	0	-3					
								9/5/06	15:42	CCB6_OIN_62	CCB6	0	-3					
								9/5/06	15:44	CCV5_OIN_62	CCV5	100	102				102	
								9/5/06	15:45	CCB7_OIN_62	CCB7	0	-3					
								9/5/06	16:00	CCB8_OIN_62	CCB8	0	-3					
								9/5/06	16:03	CCV6_OIN_62	CCV6	100	107				107	
								9/5/06	16:04	CCB9_OIN_62	CCB9	0	-3					
								9/5/06	16:10	CCB10_OIN_6	CCB10	0	-3					
								9/5/06	16:12	CCV7_OIN_62	CCV7	100	107				107	
								9/5/06	16:31	CCV8_OIN_62	CCV8	100	107				107	
								9/11/06	13:06	ICV_OIN_6255	ICV	100	101				101	
								9/11/06	13:07	ICB_OIN_6255	ICB	0	0					
								9/11/06	13:08	LCS_OIN_6255	LCS	33	30				91	
								9/11/06	13:09	REF_OIN_6255	REF	100	103				103	
								9/11/06	13:11	CCB2_OIN_62	CCB2	0	-1					
6254007	ONL	ONL SD 2M		South Deep	BULK CHEM	9/11/06	9:00	9/11/06	13:22	DUP1_OIN_62	DUP1		22	28		23		
6254018	ONL	ONL SD 10M		South Deep	BULK CHEM	9/11/06	9:53	9/11/06	13:29	MS1_OIN_6255	MS1	200	3		195			96
								9/11/06	13:32	CCV2_OIN_62	CCV2	100	101				101	
								9/11/06	13:33	CCB3_OIN_62	CCB3	0	0					
6254023	ONL	ONL SD 15M		South Deep	BULK CHEM	9/11/06	10:26	9/11/06	13:41	DUP2_OIN_62	DUP2		101	81		22		
								9/11/06	13:50	CCV3_OIN_62	CCV3	100	101				101	
								9/11/06	13:51	CCB4_OIN_62	CCB4	0	0					
								9/11/06	14:00	CCV4_OIN_62	CCV4	100	102				102	
								9/11/06	14:01	CCB5_OIN_62	CCB5	0	0					
								9/11/06	14:50	CCB6_OIN_62	CCB6	0	0					
								9/11/06	14:53	CCV5_OIN_62	CCV5	100	103				103	
								9/11/06	14:54	CCB7_OIN_62	CCB7	0	0					
								9/11/06	15:09	CCB8_OIN_62	CCB8	0	0					
								9/11/06	15:11	CCV6_OIN_62	CCV6	100	103				103	
								9/11/06	15:12	CCB9_OIN_62	CCB9	0	0					
								9/11/06	15:19	CCB10_OIN_6	CCB10	0	0					
								9/11/06	15:22	CCV7_OIN_62	CCV7	100	93				93	

NO2

UFI Lab ID	System Code	Client ID	Triplicate	Station Name	Field Container Code	Sampling Date	Sampling Time	Analysis Date	Analysis Time	QA ID	QA type	QA Nominal conc. NO2	NO2	DUP	MS	DUP RPD	RECOVERY	MS RECOVERY
								9/11/06	15:41	CCV8_OIN_625	CCV8	100	102				102	
								9/19/06	12:29	ICV_OIN_6262	ICV	100	101				101	
								9/19/06	12:30	ICB_OIN_6262	ICB	0	0					
								9/19/06	12:31	LCS_OIN_6262	LCS	33	29				86	
								9/19/06	12:32	REF_OIN_6262	REF	100	102				102	
								9/19/06	12:34	CCB2_OIN_626	CCB2	0	0					
6261006	ONL	ONL SD 2M		South Deep	BULK CHEM	9/18/06	11:24	9/19/06	12:45	DUP1_OIN_626	DUP1		31	31		1		
6261016	ONL	ONL SD 10M		South Deep	BULK CHEM	9/18/06	12:12	9/19/06	12:52	MS1_OIN_6262	MS1	200	16		219			102
								9/19/06	12:55	CCV2_OIN_626	CCV2	100	101				101	
								9/19/06	12:56	CCB3_OIN_626	CCB3	0	0					
6261021	ONL	ONL SD 15M		South Deep	BULK CHEM	9/18/06	12:15	9/19/06	13:04	DUP2_OIN_626	DUP2		132	132		1		
								9/19/06	13:13	CCV3_OIN_626	CCV3	100	102				102	
								9/19/06	13:15	CCB4_OIN_626	CCB4	0	0					
								9/19/06	13:23	CCV4_OIN_626	CCV4	100	102				102	
								9/19/06	13:24	CCB5_OIN_626	CCB5	0	0					
								9/19/06	14:13	CCB6_OIN_626	CCB6	0	0					
								9/19/06	14:16	CCV5_OIN_626	CCV5	100	106				106	
								9/19/06	14:17	CCB7_OIN_626	CCB7	0	0					
								9/19/06	14:32	CCB8_OIN_626	CCB8	0	0					
								9/19/06	14:35	CCV6_OIN_626	CCV6	100	105				105	
								9/19/06	14:36	CCB9_OIN_626	CCB9	0	0					
								9/19/06	14:43	CCB10_OIN_62	CCB10	0	0					
								9/19/06	14:45	CCV7_OIN_626	CCV7	100	105				105	
								9/19/06	15:04	CCV8_OIN_626	CCV8	100	105				105	
								9/27/06	8:59	ICV_OIN_6270	ICV	100	107				107	
								9/27/06	9:00	ICB_OIN_6270	ICB	0	-3					
								9/27/06	9:01	LCS_OIN_6270	LCS	33	31				94	
								9/27/06	9:03	REF_OIN_6270	REF	100	105				105	
								9/27/06	9:04	CCB2_OIN_627	CCB2	0	-3					
6268009	ONL	ONL SD 2M		South Deep	BULK CHEM	9/25/06	9:17	9/27/06	9:16	DUP1_OIN_627	DUP1		30	30		0		
								9/27/06	9:17	DUP1_OIN_627	DUP1		30					
6268022	ONL	ONL SD 12M		South Deep	BULK CHEM	9/25/06	10:27	9/27/06	9:23	MS1_OIN_6270	MS1	200	61		190			65
								9/27/06	9:25	CCV2_OIN_627	CCV2	100	107				107	
								9/27/06	9:26	CCB3_OIN_627	CCB3	0	-2					
								9/27/06	9:46	CCV3_OIN_627	CCV3	100	107				107	
								9/27/06	9:47	CCB4_OIN_627	CCB4	0	-3					
								9/27/06	10:34	CCB5_OIN_627	CCB5	0	-3					
								9/27/06	10:37	CCV4_OIN_627	CCV4	100	110				110	
								9/27/06	10:38	CCB6_OIN_627	CCB6	0	-3					
								9/27/06	10:53	CCB7_OIN_627	CCB7	0	-3					
								9/27/06	10:55	CCV5_OIN_627	CCV5	100	110				110	
								9/27/06	10:56	CCB8_OIN_627	CCB8	0	-3					
								9/27/06	11:03	CCB9_OIN_627	CCB9	0	-3					
								9/27/06	11:06	CCV6_OIN_627	CCV6	100	110				110	
								9/27/06	11:07	CCB10_OIN_62	CCB10	0	-3					
								9/27/06	11:29	CCV7_OIN_627	CCV7	100	110				110	
								10/3/06	18:00	ICV_OIN_6276	ICV	100	102				102	
								10/3/06	18:01	ICB_OIN_6276	ICB	0	0					
								10/3/06	18:02	LCS_OIN_6276	LCS	33	33				98	
								10/3/06	18:03	REF_OIN_6276	REF	100	102				102	
								10/3/06	18:05	CCB2_OIN_627	CCB2	0	0					
6275006	ONL	ONL SD 2M		South Deep	BULK CHEM	10/2/06	9:25	10/3/06	18:16	DUP1_OIN_627	DUP1		39	39		0		
6275018	ONL	ONL SD 11M		South Deep	BULK CHEM	10/2/06	11:00	10/3/06	18:23	MS1_OIN_6276	MS1	200	35		239			102
								10/3/06	18:26	CCV2_OIN_627	CCV2	100	97				97	
								10/3/06	18:27	CCB3_OIN_627	CCB3	0	0					
6275023	ONL	ONL SD 16M	A	South Deep	BULK CHEM	10/2/06	11:50	10/3/06	18:35	DUP2_OIN_627	DUP2		5	5		0		
								10/3/06	18:43	CCV3_OIN_627	CCV3	100	104				104	
								10/3/06	18:44	CCB4_OIN_627	CCB4	0	0					
6271007	CSLAP	06-08-08		Glen Lake	NOX,NH3,TDN	9/26/06	11:00	10/3/06	18:53	DUP3_OIN_627	DUP3		7	6		13		
								10/3/06	19:04	CCV4_OIN_627	CCV4	100	104				104	
								10/3/06	19:05	CCB5_OIN_627	CCB5	0	0					
								10/3/06	19:54	CCB6_OIN_627	CCB6	0	-1					
								10/3/06	19:56	CCV5_OIN_627	CCV5	100	105				105	
								10/3/06	19:57	CCB7_OIN_627	CCB7	0	0					

NO2

UFI Lab ID	System Code	Client ID	Triplicate	Station Name	Field Container Code	Sampling Date	Sampling Time	Analysis Date	Analysis Time	QA ID	QA type	QA Nominal conc. NO2	NO2	DUP	MS	DUP RPD	RECOVERY	MS RECOVERY
								10/3/06	20:12	CCB8_OIN_627	CCB8	0	-1					
								10/3/06	20:15	CCV6_OIN_627	CCV6	100	105				105	
								10/3/06	20:16	CCB9_OIN_627	CCB9	0	-1					
								10/3/06	20:22	CCB10_OIN_62	CCB10	0	0					
								10/3/06	20:24	CCV7_OIN_627	CCV7	100	105				105	
								10/10/06	12:06	ICV_OIN_6283	ICV	100	103				103	
								10/10/06	12:08	ICB_OIN_6283	ICB	0	-1					
								10/10/06	12:09	LCS_OIN_6283	LCS	33	31				92	
								10/10/06	12:10	REF_OIN_6283	REF	100	95				95	
								10/10/06	12:11	CCB2_OIN_628	CCB2	0	-1					
6282008	ONL	ONL SD 2M		South Deep	BULK CHEM	10/9/06	9:26	10/10/06	12:23	DUP1_OIN_628	DUP1		38	37		3		
6282018	ONL	ONL SD 9M		South Deep	BULK CHEM	10/9/06	10:05	10/10/06	12:30	MS1_OIN_6283	MS1	200	37		229			96
								10/10/06	12:32	CCV2_OIN_628	CCV2	100	102				102	
								10/10/06	12:33	CCB3_OIN_628	CCB3	0	-1					
								10/10/06	12:50	CCV3_OIN_628	CCV3	100	94				94	
								10/10/06	12:51	CCB4_OIN_628	CCB4	0	-1					
6283003	unknown	NES		miscellaneous	NO3,NH4	10/9/06	12:50	10/10/06	12:59	DUP3_OIN_628	DUP3		139	140		1		
								10/10/06	13:06	CCV4_OIN_628	CCV4	100	97				97	
								10/10/06	13:07	CCB5_OIN_628	CCB5	0	-1					
								10/10/06	13:58	CCB6_OIN_628	CCB6	0	-1					
								10/10/06	14:00	CCV5_OIN_628	CCV5	100	104				104	
								10/10/06	14:02	CCB7_OIN_628	CCB7	0	-1					
								10/10/06	14:17	CCB8_OIN_628	CCB8	0	-1					
								10/10/06	14:19	CCV6_OIN_628	CCV6	100	104				104	
								10/10/06	14:20	CCB9_OIN_628	CCB9	0	-1					
								10/10/06	14:31	CCB10_OIN_62	CCB10	0	-1					
								10/10/06	14:33	CCV7_OIN_628	CCV7	100	105				105	
								10/10/06	14:58	CCV8_OIN_628	CCV8	100	104				104	
								10/10/06	16:03	CCV9_OIN_628	CCV9	100	104				104	
								10/17/06	12:50	ICV_OIN_6290	ICV	100	101				101	
								10/17/06	12:51	ICB_OIN_6290	ICB	0	0					
								10/17/06	12:52	LCS_OIN_6290	LCS	33	32				96	
								10/17/06	12:54	REF_OIN_6290	REF	100	102				102	
								10/17/06	12:55	CCB2_OIN_629	CCB2	0	0					
6289006	ONL	ONL SD 2M		South Deep	BULK CHEM	10/16/06	9:40	10/17/06	13:06	DUP1_OIN_629	DUP1		46	46		0		
6289022	ONL	ONL SD 15M		South Deep	BULK CHEM	10/16/06	11:01	10/17/06	13:14	MS1_OIN_6290	MS1	200	43		240			98
								10/17/06	13:16	CCV2_OIN_629	CCV2	100	101				101	
								10/17/06	13:17	CCB3_OIN_629	CCB3	0	0					
6289027	ONL	ONL SD 18M		South Deep	BULK CHEM	10/16/06	11:39	10/17/06	13:25	DUP2_OIN_629	DUP2		80	80		0		
								10/17/06	13:33	CCV3_OIN_629	CCV3	100	100				100	
								10/17/06	13:35	CCB4_OIN_629	CCB4	0	0					
								10/17/06	13:58	CCV4_OIN_629	CCV4	100	100				100	
								10/17/06	13:59	CCB5_OIN_629	CCB5	0	0					
								10/17/06	14:43	CCB6_OIN_629	CCB6	0	0					
								10/17/06	14:45	CCV5_OIN_629	CCV5	100	101				101	
								10/17/06	14:46	CCB7_OIN_629	CCB7	0	0					
								10/17/06	15:02	CCB8_OIN_629	CCB8	0	0					
								10/17/06	15:04	CCV6_OIN_629	CCV6	100	102				102	
								10/17/06	15:05	CCB9_OIN_629	CCB9	0	0					
								11/2/06	12:50	ICV_OIN_6306	ICV	100	101				101	
								11/2/06	12:51	ICB_OIN_6306	ICB	0	0					
								11/2/06	12:52	LCS_OIN_6306	LCS	67	65				97	
								11/2/06	12:53	REF_OIN_6306	REF	100	105				105	
								11/2/06	12:54	CCB2_OIN_630	CCB2	0	0					
6305006	ONL	ONL SD 2M		South Deep	BULK CHEM	11/1/06	9:10	11/2/06	13:06	DUP1_OIN_630	DUP1		44	44		1		
6305014	ONL	ONL SD 16M	B	South Deep	BULK CHEM	11/1/06	10:35	11/2/06	13:13	MS1_OIN_6306	MS1	200	45		229			92
								11/2/06	13:16	CCV2_OIN_630	CCV2	100	100				100	
								11/2/06	13:17	CCB3_OIN_630	CCB3	0	0					
6289017	ONL	ONL SD 10M		South Deep	BULK CHEM	10/16/06	10:35	11/2/06	13:25	DUP2_OIN_630	DUP2		46	46		1		
								11/2/06	13:33	CCV3_OIN_630	CCV3	100	101				101	
								11/2/06	13:34	CCB4_OIN_630	CCB4	0	0					
6306005	WRI	GFW3		miscellaneous	BULKWRI	11/1/06		11/2/06	13:47	MS2_OIN_6306	MS2	200	2		199			98
								11/2/06	14:47	CCB6_OIN_630	CCB6	0	0					
								11/2/06	14:50	CCV5_OIN_630	CCV5	100	107				107	

NO2

UFI Lab ID	System Code	Client ID	Triplicate	Station Name	Field Container Code	Sampling Date	Sampling Time	Analysis Date	Analysis Time	QA ID	QA type	QA Nominal conc. NO2	NO2	DUP	MS	DUP RPD	RECOVERY	MS RECOVERY
								11/2/06	14:51	CCB7_OIN_63(	CCB7	0	0					
								11/2/06	15:06	CCB8_OIN_63(	CCB8	0	0					
								11/2/06	15:08	CCV6_OIN_63(	CCV6	100	108				108	
								11/2/06	15:10	CCB9_OIN_63(	CCB9	0	0					
								11/2/06	15:25	CCB10_OIN_6:	CCB10	0	0					
								11/2/06	15:27	CCV7_OIN_63(	CCV7	100	108				108	
								11/2/06	15:37	CCV8_OIN_63(	CCV8	100	107				107	
								11/2/06	15:56	CCV9_OIN_63(	CCV9	100	109				109	
								11/15/06	12:22	ICV_OIN_6319	ICV	100	102				102	
								11/15/06	12:23	ICB_OIN_6319	ICB	0	-1					
								11/15/06	12:24	REF_OIN_631!	REF	100	100				100	
								11/15/06	12:25	LCS_OIN_631!	LCS	67	64				96	
								11/15/06	12:26	CCB2_OIN_63:	CCB2	0	-1					
6318129	ONL	ONL SD 2M		South Deep	BULK CHEM	11/14/06	10:10	11/15/06	12:38	DUP1_OIN_63:	DUP1		45	47		6		
								11/15/06	12:49	CCV2_OIN_63:	CCV2	100	102				102	
								11/15/06	12:50	CCB3_OIN_63:	CCB3	0	-1					
6319003	unknown	bas-11/12 CSU		miscellaneous	NO3,NH4	11/12/06	14:20	11/15/06	12:58	DUP2_OIN_63:	DUP2		9	8		1		
								11/15/06	13:05	CCV3_OIN_63:	CCV3	100	102				102	
								11/15/06	13:06	CCB4_OIN_63:	CCB4	0	-1					
								11/15/06	13:44	CCB5_OIN_63:	CCB5	0	-1					
								11/15/06	13:46	CCV4_OIN_63:	CCV4	100	103				103	
								11/15/06	13:47	CCB6_OIN_63:	CCB6	0	-1					
								11/15/06	13:59	CCB7_OIN_63:	CCB7	0	-1					
								11/15/06	14:01	CCV5_OIN_63:	CCV5	100	104				104	
								11/15/06	14:03	CCB8_OIN_63:	CCB8	0	-1					
								11/15/06	14:20	CCB9_OIN_63:	CCB9	0	-1					
								11/15/06	14:23	CCV6_OIN_63:	CCV6	100	104				104	
								11/15/06	14:24	CCB9_OIN_63:	CCB9	0	-1					
								11/27/06	14:23	ICV_OIN_6331	ICV	100	102				102	
								11/27/06	14:24	ICB_OIN_6331	ICB	0	0					
								11/27/06	14:26	LCS_OIN_6331	LCS	67	64				97	
								11/27/06	14:25	REF_OIN_6331	REF	100	103				103	
								11/27/06	14:27	CCB2_OIN_63:	CCB2	0	0					
6325008	unknown	PA-CON		miscellaneous	NO3,NH4	11/19/06	14:00	11/27/06	14:39	DUP1_OIN_63:	DUP1		7	7		2		
								11/27/06	14:51	CCB3_OIN_63:	CCB3	0	0					
6331006	ONL	ONL SD 2M		South Deep	BULK CHEM	11/27/06	8:40	11/27/06	15:06	DUP2_OIN_63:	DUP2		55	56		0		
6331016	ONL	ONL SD 18M		South Deep	BULK CHEM	11/27/06	10:00	11/27/06	15:15	MS2_OIN_6331		500	40		516			95
								11/27/06	15:19	CCB4_OIN_63:	CCB4	0	0					
								11/27/06	15:58	CCB5_OIN_63:	CCB5	0	0					
								11/27/06	16:00	CCV2_OIN_63:	CCV2	100	106				106	
								11/27/06	16:01	CCB6_OIN_63:	CCB6	0	0					
								11/27/06	16:12	CCB7_OIN_63:	CCB7	0	0					
								11/27/06	16:14	CCV3_OIN_63:	CCV3	100	106				106	
								11/27/06	16:15	CCB8_OIN_63:	CCB8	0	0					

This table has not been formatted for printing.

UPSTATE FRESHWATER INSTITUTE
PO Box 506
Syracuse, NY 13214
Contact: Dave Matthews
Phone: 315-431-4962 ext.107

Prepared for Linda Cook of Exponent

Lab Manager: Jennifer Aicher
Phone: 315-431-4962 ext.115

Date of issue: 1/3/07

T-NH3 Method: EPA 350.1

LOQ 41 µgN/L
LOD 12 µgN/L

UFI Lab ID	System Code	Client ID	Triplicate	Station Name	Field Container Code	Sampling Date	Sampling Time (HH:MM)	Analysis Date	Analysis Time (HH:MM)	QA ID	QA type	QA Nominal conc. T-NH3 (ugN/L)	T-NH3 (ugN/L)	DUP (ugN/L)	DUP RPD %	RECOVERY %	MS RECOVERY %
								3/29/06	11:04	ICB_N_6088	ICB	0	13				
								3/29/06	11:09	ICV_N_6088	ICV	30	24			78	
								3/29/06	11:19	REF_N_6088	REF	100	85			85	
								3/29/06	11:38	CCB2_N_6088	CCB2	0	19				
								3/29/06	11:48	LCS_N_6088	LCS	50	68			136	
6087009	ONL	ONL SD 1M		Sou h Deep	Bulk Chem	3/28/06	9:35	3/29/06	12:12	DUP1_N_6088	DUP1		239	240	0		
								3/29/06	12:47	CCB3_N_6088	CCB3	0	12				
								3/29/06	13:01	CCV2_N_6088	CCV2	50	37			74	
6087030	ONL	ONL SD 18M		Sou h Deep	Bulk Chem	3/28/06	11:03	3/29/06	13:30	DUP2_N_6088	DUP2		252	253	0		
								3/29/06	13:55	CCV3_N_6088	CCV3	100	85			85	
								4/4/06	10:33	ICB_N_6094	ICB	0	3				
								4/4/06	10:37	ICV_N_6094	ICV	30	26			88	
								4/4/06	10:44	REF_N_6094	REF	100	90			90	
								4/4/06	10:58	CCB2_N_6094	CCB2	0	7				
								4/4/06	11:06	LCS_N_6094	LCS	300	306			102	
6093006	ONL	ONL SD 2M		Sou h Deep	Bulk Chem	4/3/06	10:30	4/4/06	11:24	DUP1_N_6094	DUP1		292	293	0		
								4/4/06	11:49	CCB3_N_6094	CCB3	0	3				
								4/4/06	12:00	CCV2_N_6094	CCV2	50	56			112	
								4/4/06	12:43	CCB4_N_6094	CCB4	0	4				
								4/4/06	12:54	CCV3_N_6094	CCV3	100	119			119	
								4/12/06	16:32	ICV_N_6102	ICV	30	23			75	
								4/12/06	16:36	REF_N_6102	REF	100	86			86	
								4/12/06	16:46	ICB_N_6102	ICB	0	0				
6100006	ONL	ONL SD 2M		Sou h Deep	Bulk Chem	4/10/06	9:30	4/12/06	17:02	DUP1_N_6102	DUP1		222	224	1		
								4/12/06	17:18	CCB2_N_6102	CCB2	0	-8				
								4/12/06	17:28	CCV2_N_6102	CCV2	50	45			90	
6100026	ONL	ONL SD 18M		Sou h Deep	Bulk Chem	4/10/06	10:50	4/12/06	17:39	DUP2_N_6102	DUP2		263	263	0		
								4/12/06	17:55	CCB3_N_6102	CCB3	0	-10				
								4/12/06	18:00	LCS_N_6102	LCS	300	290			97	
								4/12/06	18:02	CCV3_N_6102	CCV3	100	110			110	
								4/17/06	14:31	ICV _OIN_6108	ICV	30	32			107	
								4/17/06	14:33	ICB_OIN_6108	ICB	0	0				
								4/17/06	14:37	REF_OIN_6108	REF	100	86			86	
6107002	ONL	ONL SD 0M	A	Sou h Deep	Bulk Chem	4/17/06	9:20	4/17/06	15:08	DUP1_OIN_6108	DUP1		224	233	4		
								4/17/06	15:19	CCB2_OIN_6108	CCB2	0	-2				
								4/17/06	15:21	CCV2_OIN_6108	CCV2	100	99			99	
								4/17/06	15:23	CCB3_OIN_6108	CCB3	0	-5				
6107022	ONL	ONL SD 16M	A	Sou h Deep	Bulk Chem	4/17/06	11:01	4/17/06	15:32	DUP2_OIN_6108	DUP2		251	211	17		
								4/17/06	15:37	CCB4_OIN_6108	CCB4		-5				
								4/17/06	15:39	MS1_OIN_6108	MS1	200	182			91	
								4/17/06	15:40	CCB5_OIN_6108	CCB5		0				
								4/17/06	15:42	CCV3_OIN_6108	CCV3	100	90			90	
								4/25/06	14:02	ICV_N_6115	ICV	30	27			91	
								4/25/06	14:07	REF_N_6115	REF	100	90			90	
								4/25/06	14:16	ICB_N_6115	ICB	0	-4				
								4/25/06	14:21	LCS_N_6115	LCS	300	297			99	
6114006	ONL	ONL SD 2M		Sou h Deep	Bulk Chem	4/24/06	9 07	4/25/06	14:32	DUP1_N_6115	DUP1		248	247	0		
								4/25/06	14:49	CCB2_N_6115	CCB2	0	-8				
								4/25/06	14:56	CCV2_N_6115	CCV2	50	53			106	
6114026	ONL	ONL SD 18M		Sou h Deep	Bulk Chem	4/24/06	10:27	4/25/06	15:10	DUP2_N_6115	DUP2		293	292	0		
								4/25/06	15:26	CCB3_N_6115	CCB3	0	-7				
								4/25/06	15:33	CCV3_N_6115	CCV3	100	109			109	
								5/2/06	17:31	ICV_OIN_6122b	ICV	50	51			102	

UFI Lab ID	System Code	Client ID	Triplicate	Station Name	Field Container Code	Sampling Date	Sampling Time	Analysis Date	Analysis Time	QA ID	QA type	QA Nominal conc. T-NH3	T-NH3	DUP	DUP RPD	RECOVERY	MS RECOVERY
								5/2/06	17:34	ICB_OIN_6122b	ICB	0	2				
6121001	ONL	ONL SD Field Trip I		Sou h Deep	Bulk Chem	5/1/06	7:10	5/2/06	17:42	DUP1_OIN_6122b	DUP1		8	7	6		
								5/2/06	17:50	REF_OIN_6122b	REF	100	99			99	
								5/2/06	17:51	CCB2_OIN_6122b	CCB2	0	3				
								5/2/06	17:52	LCS_OIN_6122b	LCS	200	198			99	
								5/2/06	17:54	CCV2_OIN_6122b	CCV2	62.5	65			104	
								5/2/06	17:56	CCB3_OIN_6122b	CCB3	0	3				
6121021	ONL	ONL SD 14M		Sou h Deep	Bulk Chem	5/1/06	10:17	5/2/06	18:04	DUP2_OIN_6122b	DUP2		312	319	2		
								5/2/06	18:15	CCV3_OIN_6122b	CCV3	125	132			105	
								5/2/06	18:16	CCB4_OIN_6122b	CCB4	0	5				
								5/9/06	12:13	ICV_OIN_6129	ICV	25	21			85	
								5/9/06	12:15	ICB_OIN_6129	ICB	0	-6				
6128002	ONL	ONL SD 0M	A	Sou h Deep	Bulk Chem	5/8/06	9 00	5/9/06	12:45	DUP1_OIN_6129	DUP1		91	95	4		
6128011	ONL	ONL SD 4M		Sou h Deep	Bulk Chem	5/8/06	9:13	5/9/06	12:51	MS1_OIN_6129	MS1	200	137			97	
								5/9/06	12:53	CCB2_OIN_6129	CCB2	0	-8				
								5/9/06	12:55	REF_OIN_6129	REF	100	95			95	
								5/9/06	12:56	CCB3_OIN_6129	CCB3		-5				
								5/9/06	12:57	LCS_OIN_6129	LCS	200	200			100	
								5/9/06	12:58	CCV2_OIN_6129	CCV2	50	49			98	
								5/9/06	13:00	CCB4_OIN_6129	CCB4	0	-8				
6128021	ONL	ONL SD 14M		Sou h Deep	Bulk Chem	5/8/06	10:13	5/9/06	13:26	DUP2_OIN_6129	DUP2		354	359	1		
								5/9/06	13:35	CCB5_OIN_6129	CCB5	0	-7				
								5/9/06	13:37	CCV3_OIN_6129	CCV3	62.5	66			106	
								5/9/06	14:58	CCV6_OIN_6129	CCV6	250	264			106	
								5/9/06	14:59	CCB12_OIN_6129	CCB12	0	-6				
								5/15/06	16:50	ICB_OIN_6135	ICB	0	0				
								5/15/06	16:53	ICV_OIN_6135	ICV	25	27			108	
								5/15/06	16:55	CCB2_OIN_6135	CCB2	0	0				
6135006	ONL	ONL SD 2M		Sou h Deep	Bulk Chem	5/15/06	9:25	5/15/06	17:03	DUP1_OIN_6135	DUP1		92	94	2		
6135019	ONL	ONL SD 12M		Sou h Deep	Bulk Chem	5/15/06	10:23	5/15/06	17:10	MS1_OIN_6135	MS1	200	289			94	
								5/15/06	17:13	CCB3_OIN_6135	CCB3	0	3				
								5/15/06	17:14	REF_OIN_6135	REF	100	110			110	
								5/15/06	17:16	LCS_OIN_6135	LCS	200	199			99	
								5/15/06	17:17	CCV2_OIN_6135	CCV2	50	56			112	
								5/15/06	17:20	CCB4_OIN_6135	CCB4	0	-1				
								5/15/06	17:32	CCV3_OIN_6135	CCV3	62.5	72			115	
								5/15/06	17:34	CCB6_OIN_6135	CCB6	0	0				
								5/15/06	17:50	CCV4_OIN_6135	CCV4	250	258			103	
								5/15/06	17:51	CCB8_OIN_6135	CCB8	0	1				
								5/22/06	15:26	ICV_OIN_6142	ICV	25	28			112	
								5/22/06	15:29	ICB_OIN_6142	ICB	0	0				
6142006	ONL	ONL SD 2M		Sou h Deep	Bulk Chem	5/22/06	9:25	5/22/06	15:41	DUP1_OIN_6142	DUP1		100	101	1		
6142019	ONL	ONL SD 12M		Sou h Deep	Bulk Chem	5/22/06	10:38	5/22/06	15:48	MS1_OIN_6142	MS1	200	102			101	
								5/22/06	15:51	CCB2_OIN_6142	CCB2	0	4				
								5/22/06	15:52	REF_OIN_6142	REF	100	111			111	
								5/22/06	15:54	LCS_OIN_6142	LCS	200	195			98	
								5/22/06	15:55	CCV2_OIN_6142	CCV2	50	51			103	
								5/22/06	15:58	CCB3_OIN_6142	CCB3	0	-1				
								5/22/06	18:27	CCV7_OIN_6142	CCV7	375	388			103	
								5/22/06	18:28	CCB10_OIN_6142	CCB10	0	-2				
								5/31/06	14:53	ICV_OIN_6151	ICV	250	256			102	
								5/31/06	14:54	ICB_OIN_6151	ICB	0	12				
								5/31/06	14:55	LCS_OIN_6151	LCS	200	196			98	
								5/31/06	14:57	REF_OIN_6151	REF	100	104			104	
								5/31/06	14:58	CCB2_OIN_6151	CCB2	0	11				
6150006	ONL	ONL SD 2M		Sou h Deep	Bulk Chem	5/30/06	9:47	5/31/06	15:10	DUP1_OIN_6151	DUP1		27	29	7		
6150019	ONL	ONL SD 12M		Sou h Deep	Bulk Chem	5/30/06	10:35	5/31/06	15:17	MS1_OIN_6151	MS1	200	290			90	
								5/31/06	15:19	CCB3_OIN_6151	CCB3	0	9				
								5/31/06	15:21	CCV2_OIN_6151	CCV2	250	259			103	
								5/31/06	15:22	CCB4_OIN_6151	CCB4	0	9				
6150027	ONL	ONL SD 18M		Sou h Deep	Bulk Chem	5/30/06	11:12	5/31/06	15:31	DUP2_OIN_6151	DUP2		493	491	0		
								5/31/06	15:43	CCV3_OIN_6151	CCV3	250	259			104	
								5/31/06	15:45	CCB6_OIN_6151	CCB6	0	11				

UFI Lab ID	System Code	Client ID	Triplicate	Station Name	Field Container Code	Sampling Date	Sampling Time	Analysis Date	Analysis Time	QA ID	QA type	QA Nominal conc. T-NH3	T-NH3	DUP	DUP RPD	RECOVERY	MS RECOVERY
								6/5/06	15:34	ICV_OIN_6156	ICV	250	253			101	
								6/5/06	15:35	ICB_OIN_6156	ICB	0	17				
								6/5/06	15:36	LCS_OIN_6156	LCS	200	183			92	
								6/5/06	15:37	REF_OIN_6156	REF	100	115			115	
								6/5/06	15:38	CCB2_OIN_6156	CCB2	0	15				
6156006	ONL	ONL SD 2M		Sou h Deep	Bulk Chem	6/5/06	9:15	6/5/06	15:50	DUP1_OIN_6156	DUP1		20	23	11		
6156019	ONL	ONL SD 12M		Sou h Deep	Bulk Chem	6/5/06	10:08	6/5/06	15:57	MS1_OIN_6156	MS1	200	265			84	
								6/5/06	16:00	CCB3_OIN_6156	CCB3	0	12				
								6/5/06	16:02	CCV2_OIN_6156	CCV2	250	251			100	
								6/5/06	16:03	CCB4_OIN_6156	CCB4	0	12				
								6/5/06	16:14	CCB5_OIN_6156	CCB5	0	15				
								6/5/06	16:23	CCV3_OIN_6156	CCV3	250	251			100	
6156027	ONL	ONL SD 18M		Sou h Deep	Bulk Chem	6/5/06	10:45	6/5/06	17:20	DUP4_OIN_6156	DUP4		632	616	3		
								6/5/06	17:24	CCV5_OIN_6156	CCV5	250	254			102	
								6/13/06	15:03	ICV_OIN_6164	ICV	250	248			99	
								6/13/06	15:04	ICB_OIN_6164	ICB	0	2				
								6/13/06	15:05	LCS_OIN_6164	LCS	200	174			87	
								6/13/06	15:06	REF_OIN_6164	REF	100	88			88	
								6/13/06	15:07	CCB2_OIN_6164	CCB2	0	-1				
6163008	ONL	ONL SD 2M		Sou h Deep	Bulk Chem	6/12/06	9:30	6/13/06	15:19	DUP1_OIN_6164	DUP1		40	37	8		
6163021	ONL	ONL SD 12M		Sou h Deep	Bulk Chem	6/12/06	10:18	6/13/06	15:26	MS1_OIN_6164	MS1	200	225			80	
6163028	ONL	ONL SD 17M		Sou h Deep	Bulk Chem	6/12/06	10:45	6/13/06	15:40	DUP2_OIN_6164	DUP2		195	190	3		
								6/13/06	15:52	CCV3_OIN_6164	CCV3	250	253			101	
								6/13/06	15:53	CCB6_OIN_6164	CCB6	0	3				
								6/19/06	14:55	ICV_OIN_6170	ICV	250	260			104	
								6/19/06	14:56	ICB_OIN_6170	ICB	0	1				
								6/19/06	14:57	LCS_OIN_6170	LCS	200	194			97	
								6/19/06	14:58	REF_OIN_6170	REF	100	102			102	
								6/19/06	14:59	CCB2_OIN_6170	CCB2	0	1				
6170006	ONL	ONL SD 2M		Sou h Deep	Bulk Chem	6/19/06	9:24	6/19/06	15:11	DUP1_OIN_6170	DUP1		21	22	2		
6170019	ONL	ONL SD 12M		Sou h Deep	Bulk Chem	6/19/06	10:22	6/19/06	15:18	MS1_OIN_6170	MS1	200	125			87	
								6/19/06	15:20	CCB3_OIN_6170	CCB3	0	-1				
								6/19/06	15:23	CCV2_OIN_6170	CCV2	250	258			103	
								6/19/06	15:24	CCB4_OIN_6170	CCB4	0	-1				
6170024	ONL	ONL SD 16M	B	Sou h Deep	Bulk Chem	6/19/06	11:00	6/19/06	15:32	DUP2_OIN_6170	DUP2		136	132	3		
								6/19/06	15:41	CCV3_OIN_6170	CCV3	250	255			102	
								6/19/06	15:43	CCB6_OIN_6170	CCB6	0	-2				
								6/19/06	17:14	CCV6_OIN_6170	CCV6	250	259			104	
								6/19/06	17:15	CCB12_OIN_6170	CCB12	0	1				
								6/27/06	16:24	ICV_OIN_6178_B	ICV	250	246			99	
								6/27/06	16:25	ICB_OIN_6178_B	ICB	0	-12				
								6/27/06	16:27	LCS_OIN_6178_B	LCS	200	181			91	
								6/27/06	16:28	REF_OIN_6178_B	REF	100	87			87	
								6/27/06	16:29	CCB2_OIN_6178_B	CCB2	0	-12				
6177006	ONL	ONL SD 2M		Sou h Deep	Bulk Chem	6/26/06	10:15	6/27/06	16:36	DUP1_OIN_6178_B	DUP1		63	49	26		
6177017	ONL	ONL SD 10M		Sou h Deep	Bulk Chem	6/26/06	11:10	6/27/06	16:44	MS1_OIN_6178_B	MS1	200	78			92	
								6/27/06	16:45	CCB3_OIN_6178_B	CCB3	0	-11				
								6/27/06	16:48	CCV2_OIN_6178_B	CCV2	250	242			97	
								6/27/06	16:49	CCB4_OIN_6178_B	CCB4	0	-9				
6177022	ONL	ONL SD 15M		Sou h Deep	Bulk Chem	6/26/06	11:55	6/27/06	16:57	DUP2_OIN_6178_B	DUP2		306	306	0		
								6/27/06	17:36	CCV5_OIN_6178_B	CCV5	250	238			95	
								6/27/06	17:37	CCB11_OIN_6178_B	CCB11	0	-16				
								7/5/06	12:28	ICV_OIN_6187	ICV	250	249			100	
								7/5/06	12:30	ICB_OIN_6187	ICB	0	-5				
								7/5/06	12:31	LCS_OIN_6187	LCS	300	321			107	
								7/5/06	12:32	REF_OIN_6187	REF	100	89			89	
								7/5/06	12:33	CCB2_OIN_6187	CCB2	0	-3				
6185006	ONL	ONL SD 2M		South Deep	BULK CHEM	7/4/06	10:12:00	7/5/06	12:40		DUP1		69	66	4		
								7/5/06	12:41	DUP1_OIN_6187	DUP1		66				
								7/5/06	12:49	CCB3_OIN_6187	CCB3	0	-9				
								7/5/06	12:52	CCV2_OIN_6187	CCV2	250	250			100	
								7/5/06	12:53	CCB4_OIN_6187	CCB4	0	-7				
								7/5/06	13:10	CCB5_OIN_6187	CCB5	0	-11				

UFI Lab ID	System Code	Client ID	Triplicate	Station Name	Field Container Code	Sampling Date	Sampling Time	Analysis Date	Analysis Time	QA ID	QA type	QA Nominal conc. T-NH3	T-NH3	DUP	DUP RPD	RECOVERY	MS RECOVERY
								7/5/06	13:13	CCV3_OIN_6187	CCV3	250	239			96	
								7/5/06	13:14	CCB6_OIN_6187	CCB6	0	-6				
								7/5/06	13:35		MS1		118				
6185017	ONL	ONL SD 10M		South Deep	BULK CHEM	7/4/06	11:05:00	7/5/06	12:47	MS1_OIN_6187	MS1	300	440				107
6185022	ONL	ONL SD 15M		South Deep	BULK CHEM	7/4/06	11:44:00	7/5/06	13:36		DUP2		400	385	4		
								7/5/06	13:38	DUP2_OIN_6187	DUP2		385				
								7/5/06	13:48	CCV4_OIN_6187	CCV4	250	248			99	
								7/8/06	9:58	ICV_OIN_6192	ICV	150	157			105	
								7/8/06	10:00	ICB_OIN_6192	ICB	0	-3				
								7/8/06	10:01	LCS_OIN_6192	LCS	33	31			92	
								7/8/06	10:02	REF_OIN_6192	REF	100	100			100	
								7/8/06	10:03	CCB2_OIN_6192	CCB2	0	-6				
								7/8/06	10:24	CCB3_OIN_6192	CCB3	0	-2				
								7/8/06	10:26	CCV2_OIN_6192	CCV2	150	161			107	
								7/8/06	10:28	CCB4_OIN_6192	CCB4	0	-3				
6191023	ONL	ONL SD Field T		South Deep	BULK CHEM	7/10/06	07:30:00	7/8/06	10:35		DUP2		2	7			
								7/8/06	10:36	DUP2_OIN_6192	DUP2		7				
								7/8/06	10:44	CCB5_OIN_6192	CCB5	0	-7				
								7/8/06	10:46	CCV3_OIN_6192	CCV3	150	161			108	
								7/8/06	10:47	CCB6_OIN_6192	CCB6	0	-7				
6191039	ONL	ONL SD 10M		South Deep	BULK CHEM	7/10/06	10:48:00	7/8/06	10:54		DUP3		117	115	1		
								7/8/06	10:56	DUP3_OIN_6192	DUP3		115				
								7/8/06	11:06	CCV4_OIN_6192	CCV4	150	159			106	
								7/8/06	11:25	CCV5_OIN_6192	CCV5	150	167			111	
								7/8/06	11:44	CCV6_OIN_6192	CCV6	150	166			111	
6191044	ONL	ONL SD 15M		South Deep	BULK CHEM	7/10/06	11:30:00	7/8/06	12:52		MS2		442				
								7/8/06	13:00	MS2_OIN_6192	MS2	33	454				36
6191049	ONL	ONL SD 18M		South Deep	BULK CHEM	7/10/06	12:02:00	7/8/06	13:06		DUP4		853				
								7/8/06	13:07	DUP4_OIN_6192	DUP4		839	853	2		
6191050	ONL	ONL SD 19M		South Deep	BULK CHEM	7/10/06	12:20:00	7/8/06	13:08				1503				
								7/18/06	14:16	ICV_OIN_6199	ICV	150	154			103	
								7/18/06	14:17	ICB_OIN_6199	ICB	0	-4				
								7/18/06	14:19	LCS_OIN_6199	LCS	33	30			90	
								7/18/06	14:20	REF_OIN_6199	REF	100	100			100	
								7/18/06	14:21	CCB2_OIN_6199	CCB2	0	-5				
6198008	ONL	ONL SD 2M		South Deep	BULK CHEM	7/17/06	09:36:00	7/18/06	14:33		DUP1		23	23	1		
								7/18/06	14:34	DUP1_OIN_6199	DUP1		23				
6198018	ONL	ONL SD 9M		South Deep	BULK CHEM	7/17/06	10:27:00	7/18/06	14:40	MS1_OIN_6199	MS1		128				
								7/18/06	14:41	MS1_OIN_6199	MS1	200	306				89
								7/18/06	14:42	CCV2_OIN_6199	CCV2	150	155			103	
								7/18/06	14:43	CCB3_OIN_6199	CCB3	0	-6				
6198023	ONL	ONL SD 14M		South Deep	BULK CHEM	7/17/06	11:07:00	7/18/06	14:51		DUP2		329	326	1		
								7/18/06	14:52	DUP2_OIN_6199	DUP2		326				
								7/18/06	15:02	CCV3_OIN_6199	CCV3	150	153			102	
								7/18/06	15:03	CCB4_OIN_6199	CCB4	0	-3				
								7/18/06	15:54	CCB5_OIN_6199	CCB5	0	-3				
								7/18/06	15:56	CCV4_OIN_6199	CCV4	150	161			107	
								7/18/06	15:57	CCB6_OIN_6199	CCB6	0	-4				
								7/18/06	16:12	CCB7_OIN_6199	CCB7	0	-4				
								7/18/06	16:15	CCV5_OIN_6199	CCV5	150	163			109	
								7/18/06	16:16	CCB8_OIN_6199	CCB8	0	-2				
								7/18/06	16:24	CCB9_OIN_6199	CCB9	0	-4				
								7/18/06	16:26	CCV6_OIN_6199	CCV6	150	163			108	
								7/18/06	16:28	CCB10_OIN_6199	CCB10	0	-5				
								7/25/06	11:18	ICV_OIN_6206	ICV	150	164			109	
								7/25/06	11:19	ICB_OIN_6206	ICB	0	-7				
								7/25/06	11:20	LCS_OIN_6206	LCS	33	33			98	
								7/25/06	11:21	REF_OIN_6206	REF	100	104			104	
								7/25/06	11:22	CCB2_OIN_6206	CCB2	0	-8				
6205010	ONL	ONL SD 2M		South Deep	BULK CHEM	7/24/06	09:38:00	7/25/06	11:34		DUP1		49	46	6		
								7/25/06	11:35	DUP1_OIN_6206	DUP1		46				
6205020	ONL	ONL SD 9M		South Deep	BULK CHEM	7/24/06	10:35:00	7/25/06	11:41		MS1		152				
								7/25/06	11:42	MS1_OIN_6206	MS1	200	338				93

UFI Lab ID	System Code	Client ID	Triplicate	Station Name	Field Container Code	Sampling Date	Sampling Time	Analysis Date	Analysis Time	QA ID	QA type	QA Nominal conc. T-NH3	T-NH3	DUP	DUP RPD	RECOVERY	MS RECOVERY
								7/25/06	11:43	MSD_OIN_6206	MSD	200	329			164	
								7/25/06	11:44	CCV2_OIN_6206	CCV2	150	153			102	
								7/25/06	11:46	CCB3_OIN_6206	CCB3	0	-6				
								7/25/06	12:04	CCV3_OIN_6206	CCV3	150	131			87	
								7/25/06	12:06	CCB4_OIN_6206	CCB4	0	-11				
								7/25/06	12:58	CCB5_OIN_6206	CCB5	0	-9				
								7/25/06	13:00	CCV4_OIN_6206	CCV4	150	157			105	
								7/25/06	13:01	CCB6_OIN_6206	CCB6	0	-10				
6205025	ONL	ONL SD 14M		South Deep	BULK CHEM	7/24/06	11:25:00	7/25/06	13:12		DUP2		493	487	1		
								7/25/06	13:13	DUP2_OIN_6206	DUP2		487				
								7/25/06	13:19	CCV5_OIN_6206	CCV5	150	159			106	
								7/25/06	13:32	CCV6_OIN_6206	CCV6	150	160			107	
								8/2/06	11:57	ICV_OIN_6214	ICV	150	156			104	
								8/2/06	11:58	ICB_OIN_6214	ICB	0	-4				
								8/2/06	11:59	LCS_OIN_6214	LCS	33	21			64	
								8/2/06	12:01	REF_OIN_6214	REF	100	97			97	
								8/2/06	12:02	CCB2_OIN_6214	CCB2	0	-4				
6212006	ONL	ONL SD 2M		South Deep	BULK CHEM	7/31/06	09:17:00	8/2/06	12:13		DUP1		49	62	24		
								8/2/06	12:15	DUP1_OIN_6214	DUP1		62				
6212016	ONL	ONL SD 9M		South Deep	BULK CHEM	7/31/06	10:12:00	8/2/06	12:21		MS1		134				
								8/2/06	12:22	MS1_OIN_6214	MS1	200	313				90
								8/2/06	12:23	CCV2_OIN_6214	CCV2	150	160			106	
								8/2/06	12:24	CCB3_OIN_6214	CCB3	0	-4				
								8/2/06	12:47	CCV3_OIN_6214	CCV3	150	158			105	
								8/2/06	12:49	CCB4_OIN_6214	CCB4	0	-4				
								8/2/06	13:39	CCB5_OIN_6214	CCB5	0	-6				
								8/2/06	13:42	CCV4_OIN_6214	CCV4	150	160			107	
								8/2/06	13:43	CCB6_OIN_6214	CCB6	0	-5				
								8/2/06	13:56		DUP2		416	556	29		
6212022	ONL	ONL SD 15M		South Deep	BULK CHEM	7/31/06	11:08:00	8/2/06	13:57	DUP2_OIN_6214	DUP2		556				
								8/2/06	13:58	CCB7_OIN_6214	CCB7	0	-5				
								8/2/06	14:00	CCV5_OIN_6214	CCV5	150	162			108	
								8/2/06	14:14	CCV6_OIN_6214	CCV6	150	165			110	
								8/8/06	11:13	ICV_OIN_6220	ICV	150	158			105	
								8/8/06	11:15	ICB_OIN_6220	ICB	0	-1				
								8/8/06	11:16	LCS_OIN_6220	LCS	33	30			91	
								8/8/06	11:17	REF_OIN_6220	REF	100	103			103	
								8/8/06	11:18	CCB2_OIN_6220	CCB2	0	-2				
6219014	ONL	ONL SD 2M		South Deep	BULK CHEM	8/7/06	11:07:00	8/8/06	11:30		DUP1		32	33	2		
								8/8/06	11:31	DUP1_OIN_6220	DUP1		33				
								8/8/06	11:39	CCV2_OIN_6220	CCV2	150	158			105	
								8/8/06	11:40	CCB3_OIN_6220	CCB3	0	-1				
								8/8/06	11:57	CCV3_OIN_6220	CCV3	150	160			107	
								8/8/06	11:58	CCB4_OIN_6220	CCB4	0	0				
								8/8/06	12:12	CCV4_OIN_6220	CCV4	150	159			106	
								8/8/06	12:13	CCB5_OIN_6220	CCB5	0	-2				
								8/8/06	13:04	CCB6_OIN_6220	CCB6	0	-5				
								8/8/06	13:06	CCV5_OIN_6220	CCV5	150	159			106	
								8/8/06	13:13		MS1		315				
6219024	ONL	ONL SD 9M		South Deep	BULK CHEM	8/7/06	12:02:00	8/8/06	11:37	MS1_OIN_6220	MS1	200	487				86
6219029	ONL	ONL SD 14M		South Deep	BULK CHEM	8/7/06	12:43:00	8/8/06	13:19		DUP2		901	882	2		
					BULK CHEM			8/8/06	13:20	DUP2_OIN_6220	DUP2		882				
6219030	ONL	ONL SD 15M		South Deep	BULK CHEM	8/7/06	13:00:00	8/8/06	13:21				1025				
								8/8/06	13:25	CCV6_OIN_6220	CCV6	150	162			108	
								8/15/06	12:44	ICV_OIN_6227	ICV	150	154			102	
								8/15/06	12:46	ICB_OIN_6227	ICB	0	1				
								8/15/06	12:47	LCS_OIN_6227	LCS	33	34			102	
								8/15/06	12:48	REF_OIN_6227	REF	100	104			104	
								8/15/06	12:49	CCB2_OIN_6227	CCB2	0	0				
6226012	ONL	ONL SD 2M		South Deep	BULK CHEM	8/14/06	09:25:00	8/15/06	13:01		DUP1		21	20	1		
								8/15/06	13:02	DUP1_OIN_6227	DUP1		20				
								8/15/06	13:10	CCV2_OIN_6227	CCV2	150	155			103	
								8/15/06	13:11	CCB3_OIN_6227	CCB3	0	-1				

UFI Lab ID	System Code	Client ID	Triplicate	Station Name	Field Container Code	Sampling Date	Sampling Time	Analysis Date	Analysis Time	QA ID	QA type	QA Nominal conc. T-NH3	T-NH3	DUP	DUP RPD	RECOVERY	MS RECOVERY
								8/15/06	13:30	CCV3_OIN_6227	CCV3	150	164			109	
								8/15/06	13:31	CCB4_OIN_6227	CCB4	0	2				
								8/15/06	13:39	CCV4_OIN_6227	CCV4	150	161			107	
								8/15/06	13:41	CCB5_OIN_6227	CCB5	0	1				
								8/15/06	14:32	CCB6_OIN_6227	CCB6	0	-1				
								8/15/06	14:34	CCV5_OIN_6227	CCV5	150	163			109	
								8/15/06	14:39		MS1		220				
6226022	ONL	ONL SD 9M		South Deep	BULK CHEM	8/14/06	10:39:00	8/15/06	13:08	MS1_OIN_6227	MS1	200	421				101
6226027	ONL	ONL SD 14M		South Deep	BULK CHEM	8/14/06	11:40:00	8/15/06	14:44		DUP2		700	700	0		
								8/15/06	14:46	DUP2_OIN_6227	DUP2		700				
								8/15/06	14:53	CCV6_OIN_6227	CCV6	150	162			108	
								8/22/06	13:06	ICV_OIN_6234	ICV	150	155			103	
								8/22/06	13:07	ICB_OIN_6234	ICB	0	1				
								8/22/06	13:08	LCS_OIN_6234	LCS	33	35			104	
								8/22/06	13:10	REF_OIN_6234	REF	100	107			107	
								8/22/06	13:11	CCB2_OIN_6234	CCB2	0	-3				
6233007	ONL	ONL SD 2M		South Deep	BULK CHEM	8/21/06	08:50:00	8/22/06	13:23		DUP1		51	41	23		
								8/22/06	13:24	DUP1_OIN_6234	DUP1		41				
								8/22/06	13:32	CCV2_OIN_6234	CCV2	150	151			101	
								8/22/06	13:33	CCB3_OIN_6234	CCB3	0	-3				
								8/22/06	13:49	CCV3_OIN_6234	CCV3	150	155			103	
								8/22/06	13:51	CCB4_OIN_6234	CCB4	0	-3				
								8/22/06			MS2		49				
								8/22/06	13:59	MS2_OIN_6234	MS2	200	232				92
								8/22/06	14:05	CCV4_OIN_6234	CCV4	150	158			106	
								8/22/06	14:06	CCB5_OIN_6234	CCB5	0	1				
								8/22/06	14:57	CCB6_OIN_6234	CCB6	0	-4				
								8/22/06	14:59	CCV5_OIN_6234	CCV5	150	159			106	
								8/22/06	15:00	CCB7_OIN_6234	CCB7	0	-2				
								8/22/06	15:06		MS1		225				
6233017	ONL	ONL SD 9M		South Deep	BULK CHEM	8/21/06	09:45:00	8/22/06	13:30	MS1_OIN_6234	MS1	200	414				94
6233022	ONL	ONL SD 14M		South Deep	BULK CHEM	8/21/06	10:25:00	8/22/06	15:12		DUP2		868	879	1		
								8/22/06	15:13	DUP2_OIN_6234	DUP2		879				
								8/22/06	15:15	CCB8_OIN_6234	CCB8	0	-4				
								8/22/06	15:18	CCV6_OIN_6234	CCV6	150	161			107	
								8/22/06	15:19	CCB9_OIN_6234	CCB9	0	-3				
								8/22/06	15:29	CCB10_OIN_6234	CCB10	0	-2				
								8/22/06	15:32	CCV7_OIN_6234	CCV7	150	162			108	
								8/22/06	15:48	CCV8_OIN_6234	CCV8	150	164			109	
								8/30/06	12:08	ICV_OIN_6242	ICV	150	162			108	
								8/30/06	12:09	ICB_OIN_6242	ICB	0	-6				
								8/30/06	12:11	LCS_OIN_6242	LCS	33	29			87	
								8/30/06	12:12	REF_OIN_6242	REF	100	112			112	
								8/30/06	12:13	CCB2_OIN_6242	CCB2	0	-6				
6241040	ONL	ONL SD 2M		South Deep	BULK CHEM	8/29/06	09:26:00	8/30/06	12:25		DUP1		49	45	8		
								8/30/06	12:26	DUP1_OIN_6242	DUP1		45				
								8/30/06	12:34	CCV2_OIN_6242	CCV2	150	146			98	
								8/30/06	12:35	CCB3_OIN_6242	CCB3	0	-8				
								8/30/06	12:52	CCV3_OIN_6242	CCV3	150	141			94	
								8/30/06	12:53	CCB4_OIN_6242	CCB4	0	-6				
								8/30/06	13:09	MS2_OIN_6242	MS2	200	201				
								8/30/06	13:10	CCV4_OIN_6242	CCV4	150	161			108	
								8/30/06	13:11	CCB5_OIN_6242	CCB5	0	-5				
								8/30/06	13:22	CCV5_OIN_6242	CCV5	150	158			106	
								8/30/06	13:23	CCB6_OIN_6242	CCB6	0	-10				
								8/30/06	14:15	CCB7_OIN_6242	CCB7	0	-12				
								8/30/06	14:18	CCV6_OIN_6242	CCV6	150	163			108	
								8/30/06	14:19	CCB8_OIN_6242	CCB8	0	-11				
								8/30/06	14:27		MS1		322				
6241050	ONL	ONL SD 9M		South Deep	BULK CHEM	8/29/06	09:59:00	8/30/06	12:32	MS1_OIN_6242	MS1	200	433				56
6241055	ONL	ONL SD 14M		South Deep	BULK CHEM	8/29/06	10:26:00	8/30/06	14:33		DUP2		1009	1042	3		
								8/30/06	14:34	CCB9_OIN_6242	CCB9	0	-15				
								8/30/06	14:36	CCV7_OIN_6242	CCV7	150	162			108	

UFI Lab ID	System Code	Client ID	Triplicate	Station Name	Field Container Code	Sampling Date	Sampling Time	Analysis Date	Analysis Time	QA ID	QA type	QA Nominal conc. T-NH3	T-NH3	DUP	DUP RPD	RECOVERY	MS RECOVERY
								8/30/06	14:38	CCB10_OIN_6242	CCB10	0	-16				
								8/30/06	14:41	DUP2_OIN_6242	DUP2		1041				
								8/30/06	14:54	CCV8_OIN_6242	CCV8	150	167			111	
								8/30/06	15:14	CCV9_OIN_6242	CCV9	150	166			110	
								9/5/06	13:59	ICV_OIN_6249	ICV	150	155			103	
								9/5/06	14:00	ICB_OIN_6249	ICB	0	-2				
								9/5/06	14:02	LCS_OIN_6249	LCS	33	36			109	
								9/5/06	14:03	REF_OIN_6249	REF	100	105			105	
								9/5/06	14:04	CCB2_OIN_6249	CCB2	0	-1				
6248017	ONL	ONL SD 2M		South Deep	BULK CHEM	9/5/06	09:25:00	9/5/06	14:16		DUP1		109	113	4		
								9/5/06	14:17	DUP1_OIN_6249	DUP1		113				
								9/5/06	14:25	CCV2_OIN_6249	CCV2	150	157			104	
								9/5/06	14:26	CCB3_OIN_6249	CCB3	0	-1				
								9/5/06	14:43	CCV3_OIN_6249	CCV3	150	161			107	
								9/5/06	14:44	CCB4_OIN_6249	CCB4	0	-2				
								9/5/06	14:52	CCV4_OIN_6249	CCV4	150	156			104	
								9/5/06	14:53	CCB5_OIN_6249	CCB5	0	-2				
								9/5/06	15:42	CCB6_OIN_6249	CCB6	0	-4				
								9/5/06	15:44	CCV5_OIN_6249	CCV5	150	162			108	
								9/5/06	15:45	CCB7_OIN_6249	CCB7	0	-3				
6248029	ONL	ONL SD 11M		South Deep	BULK CHEM	9/5/06	10:08:00	9/5/06	15:40		MS1		443				
								9/5/06	15:49	MS1_OIN_6249	MS1	200	602				79
6248034	ONL	ONL SD 16M	A	South Deep	BULK CHEM	9/5/06	10:50:00	9/5/06	15:55		DUP2		1239	1256	1		
								9/5/06	15:56	DUP2_OIN_6249	DUP2		1256				
								9/5/06	16:00	CCB8_OIN_6249	CCB8	0	-3				
								9/5/06	16:03	CCV6_OIN_6249	CCV6	150	163			109	
								9/5/06	16:04	CCB9_OIN_6249	CCB9	0	-3				
								9/5/06	16:10	CCB10_OIN_6249	CCB10	0	-2				
								9/5/06	16:12	CCV7_OIN_6249	CCV7	150	163			108	
								9/5/06	16:31	CCV8_OIN_6249	CCV8	150	162			108	
								9/11/06	13:06	ICV_OIN_6255	ICV	150	154			102	
								9/11/06	13:07	ICB_OIN_6255	ICB	0	-1				
								9/11/06	13:08	LCS_OIN_6255	LCS	33	40			121	
								9/11/06	13:09	REF_OIN_6255	REF	100	102			102	
								9/11/06	13:11	CCB2_OIN_6255	CCB2	0	-4				
6254007	ONL	ONL SD 2M		South Deep	BULK CHEM	9/11/06	09:00:00	9/11/06	13:22		DUP1	13	37				
								9/11/06	13:32	CCV2_OIN_6255	CCV2	150	154			103	
								9/11/06	13:33	CCB3_OIN_6255	CCB3	0	-2				
								9/11/06	13:50	CCV3_OIN_6255	CCV3	150	160			107	
								9/11/06	13:51	CCB4_OIN_6255	CCB4	0	0				
								9/11/06	14:00	CCV4_OIN_6255	CCV4	150	159			106	
								9/11/06	14:01	CCB5_OIN_6255	CCB5	0	-1				
								9/11/06	14:50	CCB6_OIN_6255	CCB6	0	-3				
								9/11/06	14:53	CCV5_OIN_6255	CCV5	150	159			106	
								9/11/06	14:54	CCB7_OIN_6255	CCB7	0	-2				
6254018	ONL	ONL SD 10M		South Deep	BULK CHEM	9/11/06	09:53:00	9/11/06	14:49		MS1	200	501				
								9/11/06	14:57	MS1_OIN_6255	MS1	200	657				78
6254023	ONL	ONL SD 15M		South Deep	BULK CHEM	9/11/06	10:26:00	9/11/06	15:03		DUP2		1244	1219	2		
								9/11/06	15:04	DUP2_OIN_6255	DUP2		1219				
								9/11/06	15:09	CCB8_OIN_6255	CCB8	0	-5				
								9/11/06	15:11	CCV6_OIN_6255	CCV6	150	159			106	
								9/11/06	15:12	CCB9_OIN_6255	CCB9	0	-4				
								9/11/06	15:19	CCB10_OIN_6255	CCB10	0	-3				
								9/11/06	15:22	CCV7_OIN_6255	CCV7	150	160			107	
								9/11/06	15:41	CCV8_OIN_6255	CCV8	150	161			107	
								9/19/06	12:29	ICV_OIN_6262	ICV	150	155			103	
								9/19/06	12:30	ICB_OIN_6262	ICB	0	-4				
								9/19/06	12:31	LCS_OIN_6262	LCS	33	32			95	
								9/19/06	12:32	REF_OIN_6262	REF	100	109			109	
								9/19/06	12:34	CCB2_OIN_6262	CCB2	0	-3				
6261006	ONL	ONL SD 2M		South Deep	BULK CHEM	9/18/06	11:24:00	9/19/06	12:45		DUP1		44	41	7		
								9/19/06	12:46	DUP1_OIN_6262	DUP1		41				
								9/19/06	12:55	CCV2_OIN_6262	CCV2	150	157			104	

UFI Lab ID	System Code	Client ID	Triplicate	Station Name	Field Container Code	Sampling Date	Sampling Time	Analysis Date	Analysis Time	QA ID	QA type	QA Nominal conc. T-NH3	T-NH3	DUP	DUP RPD	RECOVERY	MS RECOVERY
								9/19/06	12:56	CCB3_OIN_6262	CCB3	0	-5				
								9/19/06	13:13	CCV3_OIN_6262	CCV3	150	162			108	
								9/19/06	13:15	CCB4_OIN_6262	CCB4	0	-3				
								9/19/06	13:23	CCV4_OIN_6262	CCV4	150	156			104	
								9/19/06	13:24	CCB5_OIN_6262	CCB5	0	-6				
								9/19/06	14:13	CCB6_OIN_6262	CCB6	0	-7				
								9/19/06	14:16	CCV5_OIN_6262	CCV5	150	160			107	
								9/19/06	14:17	CCB7_OIN_6262	CCB7	0	-8				
6261016	ONL	ONL SD 10M		South Deep	BULK CHEM	9/18/06	12:12:00	9/19/06	12:52		MS1		343				
								9/19/06	14:20	MS1_OIN_6262	MS1	200	511				84
6261021	ONL	ONL SD 15M		South Deep	BULK CHEM	9/18/06	12:15:00	9/19/06	14:26		DUP2		1083	1095	1		
								9/19/06	14:28	DUP2_OIN_6262	DUP2		1095				
								9/19/06	14:32	CCB8_OIN_6262	CCB8	0	-4				
								9/19/06	14:35	CCV6_OIN_6262	CCV6	150	161			107	
								9/19/06	14:36	CCB9_OIN_6262	CCB9	0	-5				
								9/19/06	14:43	CCB10_OIN_6262	CCB10	0	-2				
								9/19/06	14:45	CCV7_OIN_6262	CCV7	150	163			109	
								9/19/06	15:04	CCV8_OIN_6262	CCV8	150	166			110	
								9/27/06	8:59	ICV_OIN_6270	ICV	150	157			105	
								9/27/06	9:00	ICB_OIN_6270	ICB	0	-1				
								9/27/06	9:01	LCS_OIN_6270	LCS	33	28			84	
								9/27/06	9:03	REF_OIN_6270	REF	100	99			99	
								9/27/06	9:04	CCB2_OIN_6270	CCB2	0	-3				
6268009	ONL	ONL SD 2M		South Deep	BULK CHEM	9/25/06	09:17:00	9/27/06	9:16		DUP1		103	102	1		
								9/27/06	9:17	DUP1_OIN_6270	DUP1		102				
								9/27/06	9:25	CCV2_OIN_6270	CCV2	150	158			105	
								9/27/06	9:26	CCB3_OIN_6270	CCB3	0	-2				
								9/27/06	9:46	CCV3_OIN_6270	CCV3	150	158			106	
								9/27/06	9:47	CCB4_OIN_6270	CCB4	0	-3				
								9/27/06	10:34	CCB5_OIN_6270	CCB5	0	-3				
								9/27/06	10:37	CCV4_OIN_6270	CCV4	150	161			107	
								9/27/06	10:38	CCB6_OIN_6270	CCB6	0	-3				
6268022	ONL	ONL SD 12M		South Deep	BULK CHEM	9/25/06	10:27:00	9/27/06	10:42		MS1		830				
								9/27/06	10:44	MS1_OIN_6270	MS1	200	925				48
6268027	ONL	ONL SD 16M	B	South Deep	BULK CHEM	9/25/06	11:10:00	9/27/06	10:49		DUP2		1825	1838	1		
								9/27/06	10:51	DUP2_OIN_6270	DUP2		1838				
								9/27/06	10:53	CCB7_OIN_6270	CCB7	0	-1				
								9/27/06	10:55	CCV5_OIN_6270	CCV5	150	167			111	
								9/27/06	10:56	CCB8_OIN_6270	CCB8	0	-1				
								9/27/06	11:03	CCB9_OIN_6270	CCB9	0	-2				
								9/27/06	11:06	CCV6_OIN_6270	CCV6	150	168			112	
								9/27/06	11:07	CCB10_OIN_6270	CCB10	0	-2				
								9/27/06	11:29	CCV7_OIN_6270	CCV7	150	169			113	
								10/3/06	18:00	ICV_OIN_6276	ICV	150	167			112	
								10/3/06	18:01	ICB_OIN_6276	ICB	0	-2				
								10/3/06	18:02	LCS_OIN_6276	LCS	33	31			92	
								10/3/06	18:03	REF_OIN_6276	REF	100	109			109	
								10/3/06	18:05	CCB2_OIN_6276	CCB2	0	-1				
6275006	ONL	ONL SD 2M		South Deep	BULK CHEM	10/2/06	09:25:00	10/3/06	18:16		DUP1		175	154	12		
								10/3/06	18:17	DUP1_OIN_6276	DUP1		154				
								10/3/06	18:26	CCV2_OIN_6276	CCV2	150	166			111	
								10/3/06	18:27	CCB3_OIN_6276	CCB3	0	0				
								10/3/06	18:43	CCV3_OIN_6276	CCV3	150	171			114	
								10/3/06	18:44	CCB4_OIN_6276	CCB4	0	2				
6275018	ONL	ONL SD 11M		South Deep	BULK CHEM	10/2/06	11:00:00	10/3/06	18:23		MS1		186				
								10/3/06	18:24	MS1_OIN_6276	MS1	200	371				92
					NOX,NH3,TDN	9/26/06	09:10:00	10/3/06	18:57		MS2		54				
								10/3/06	19:04	CCV4_OIN_6276	CCV4	150	166			111	
								10/3/06	19:05	CCB5_OIN_6276	CCB5	0	-1				
								10/3/06	19:54	CCB6_OIN_6276	CCB6	0	-2				
								10/3/06	19:56	CCV5_OIN_6276	CCV5	150	172			115	
								10/3/06	19:57	CCB7_OIN_6276	CCB7	0	-2				
6275023	ONL	ONL SD 16M	A	South Deep	BULK CHEM	10/2/06	11:50:00	10/3/06	20:06		DUP2		1608	1568	3		

UFI Lab ID	System Code	Client ID	Triplicate	Station Name	Field Container Code	Sampling Date	Sampling Time	Analysis Date	Analysis Time	QA ID	QA type	QA Nominal conc. T-NH3	T-NH3	DUP	DUP RPD	RECOVERY	MS RECOVERY
								10/3/06	20:08	DUP2_OIN_6276	DUP2		1568				
								10/3/06	20:12	CCB8_OIN_6276	CCB8	0	-2				
								10/3/06	20:15	CCV6_OIN_6276	CCV6	150	174			116	
								10/3/06	20:16	CCB9_OIN_6276	CCB9	0	-2				
								10/3/06	20:22	CCB10_OIN_6276	CCB10	0	-3				
								10/3/06	20:24	CCV7_OIN_6276	CCV7	150	173			116	
								10/10/06	12:06	ICV_OIN_6283	ICV	150	163			109	
								10/10/06	12:08	ICB_OIN_6283	ICB	0	-2				
								10/10/06	12:09	LCS_OIN_6283	LCS	33	59			177	
								10/10/06	12:10	REF_OIN_6283	REF	100	110			110	
								10/10/06	12:11	CCB2_OIN_6283	CCB2	0	-3				
6282008	ONL	ONL SD 2M		South Deep	BULK CHEM	10/9/06	09:26:00	10/10/06	12:23		DUP1		140	138	2		
								10/10/06	12:24	DUP1_OIN_6283	DUP1		138				
6282018	ONL	ONL SD 9M		South Deep	BULK CHEM	10/9/06	10:05:00	10/10/06	12:30		MS1		151				
								10/10/06	12:31	MS1_OIN_6283	MS1	200	349				99
								10/10/06	12:32	CCV2_OIN_6283	CCV2	150	159			106	
								10/10/06	12:33	CCB3_OIN_6283	CCB3	0	-3				
								10/10/06	12:50	CCV3_OIN_6283	CCV3	150	163			109	
								10/10/06	12:51	CCB4_OIN_6283	CCB4	0	-2				
								10/10/06	13:06	CCV4_OIN_6283	CCV4	150	154			103	
								10/10/06	13:07	CCB5_OIN_6283	CCB5	0	-1				
								10/10/06	13:58	CCB6_OIN_6283	CCB6	0	-5				
								10/10/06	14:00	CCV5_OIN_6283	CCV5	150	157			105	
								10/10/06	14:02	CCB7_OIN_6283	CCB7	0	-6				
6282023	ONL	ONL SD 14M		South Deep	BULK CHEM	10/9/06	10:35:00	10/10/06	14:13		DUP2		1664	1667	0		
								10/10/06	14:15	DUP2_OIN_6283	DUP2		1667				
								10/10/06	14:17	CCB8_OIN_6283	CCB8	0	-3				
								10/10/06	14:19	CCV6_OIN_6283	CCV6	150	156			104	
								10/10/06	14:20	CCB9_OIN_6283	CCB9	0	-5				
								10/10/06	14:31	CCB10_OIN_6283	CCB10	0	-1				
								10/10/06	14:33	CCV7_OIN_6283	CCV7	150	160			106	
								10/10/06	14:58	CCV8_OIN_6283	CCV8	150	163			109	
								10/10/06	16:03	CCV9_OIN_6283	CCV9	150	169			113	
								10/17/06	12:50	ICV_OIN_6290	ICV	150	161			107	
								10/17/06	12:51	ICB_OIN_6290	ICB	0	-1				
								10/17/06	12:52	LCS_OIN_6290	LCS	33	48			144	
								10/17/06	12:54	REF_OIN_6290	REF	100	124			124	
								10/17/06	12:55	CCB2_OIN_6290	CCB2	0	2				
								10/17/06	13:16	CCV2_OIN_6290	CCV2	150	164			110	
								10/17/06	13:17	CCB3_OIN_6290	CCB3	0	-1				
								10/17/06	13:33	CCV3_OIN_6290	CCV3	150	164			109	
								10/17/06	13:35	CCB4_OIN_6290	CCB4	0	-6				
								10/17/06	13:58	CCV4_OIN_6290	CCV4	150	162			108	
								10/17/06	13:59	CCB5_OIN_6290	CCB5	0	-5				
6289006	ONL	ONL SD 2M		South Deep	BULK CHEM	10/16/06	09:40:00	10/17/06	14:37		DUP1		403	398	1		
								10/17/06	14:38	DUP1_OIN_6290	DUP1		398				
								10/17/06	14:43	CCB6_OIN_6290	CCB6	0	3				
								10/17/06	14:45	CCV5_OIN_6290	CCV5	150	169			113	
								10/17/06	14:46	CCB7_OIN_6290	CCB7	0	1				
6289022	ONL	ONL SD 15M		South Deep	BULK CHEM	10/16/06	11:01:00	10/17/06	14:51		MS1		408				
								10/17/06	14:52	MS1_OIN_6290	MS1	200	581				86
6289027	ONL	ONL SD 18M		South Deep	BULK CHEM	10/16/06	11:39:00	10/17/06	14:58		DUP2		1231	1216	1		
								10/17/06	14:59	DUP2_OIN_6290	DUP2		1216				
								10/17/06	15:02	CCB8_OIN_6290	CCB8	0	-2				
								10/17/06	15:04	CCV6_OIN_6290	CCV6	150	174			116	
								10/17/06	15:05	CCB9_OIN_6290	CCB9	0	-6				
								11/2/06	12:50	ICV_OIN_6306	ICV	150	157			105	
								11/2/06	12:51	ICB_OIN_6306	ICB	0	-2				
								11/2/06	12:52	LCS_OIN_6306	LCS	67	63			94	
								11/2/06	12:53	REF_OIN_6306	REF	100	113			113	
								11/2/06	12:54	CCB2_OIN_6306	CCB2	0	-5				
								11/2/06	13:16	CCV2_OIN_6306	CCV2	150	161			108	
								11/2/06	13:17	CCB3_OIN_6306	CCB3	0	-4				

UFI Lab ID	System Code	Client ID	Triplicate	Station Name	Field Container Code	Sampling Date	Sampling Time	Analysis Date	Analysis Time	QA ID	QA type	QA Nominal conc. T-NH3	T-NH3	DUP	DUP RPD	RECOVERY	MS RECOVERY
6289017	ONL	ONL SD 10M		South Deep	BULK CHEM	10/16/06	10:35:00	11/2/06	13:25		DUP2		350	348	1		
								11/2/06	13:26	DUP2_OIN_6306	DUP2		348				
								11/2/06	13:33	CCV3_OIN_6306	CCV3	150	163			109	
								11/2/06	13:34	CCB4_OIN_6306	CCB4	0	-3				
								11/2/06	14:47	CCB6_OIN_6306	CCB6	0	-4				
								11/2/06	14:50	CCV5_OIN_6306	CCV5	150	172			115	
								11/2/06	14:51	CCB7_OIN_6306	CCB7	0	-4				
6305006	ONL	ONL SD 2M		South Deep	BULK CHEM	11/1/06	09:10:00	11/2/06	14:54		DUP1		497	492	1		
								11/2/06	14:56	DUP1_OIN_6306	DUP1		492				
6305014	ONL	ONL SD 16M	B	South Deep	BULK CHEM	11/1/06	10:35:00	11/2/06	15:01		MS1		510				
								11/2/06	15:03	MS1_OIN_6306	MS1	200	637				64
								11/2/06	15:06	CCB8_OIN_6306	CCB8	0	-5				
								11/2/06	15:08	CCV6_OIN_6306	CCV6	150	175			117	
								11/2/06	15:10	CCB9_OIN_6306	CCB9	0	-6				
								11/15/06	12:22	ICV_OIN_6319	ICV	150	151			101	
								11/15/06	12:23	ICB_OIN_6319	ICB	0	-8				
								11/15/06	12:24	REF_OIN_6319	REF	100	101			101	
								11/15/06	12:25	LCS_OIN_6319	LCS	67	57			85	
								11/15/06	12:26	CCB2_OIN_6319	CCB2	0	-15				
								11/15/06	12:49	CCV2_OIN_6319	CCV2	150	154			103	
								11/15/06	12:50	CCB3_OIN_6319	CCB3	0	-17				
								11/15/06	13:05	CCV3_OIN_6319	CCV3	150	156			104	
								11/15/06	13:06	CCB4_OIN_6319	CCB4	0	-7				
6318129	ONL	ONL SD 2M		South Deep	BULK CHEM	11/14/06	10:10:00	11/15/06	13:40		DUP1		398	394	1		
								11/15/06	13:42	DUP1_OIN_6319	DUP1		394				
								11/15/06	13:44	CCB5_OIN_6319	CCB5	0	-15				
								11/15/06	13:46	CCV4_OIN_6319	CCV4	150	160			107	
								11/15/06	13:47	CCB6_OIN_6319	CCB6	0	-17				
6318137	ONL	ONL SD 16M	B	South Deep	BULK CHEM	11/14/06	10:45:00	11/15/06	13:53		MS1		450				
								11/15/06	13:54	MS1_OIN_6319	MS1	500	837				77
								11/15/06	13:56	MSD_OIN_6319	MSD	500	828				
								11/15/06	13:59	CCB7_OIN_6319	CCB7	0	-11				
								11/15/06	14:01	CCV5_OIN_6319	CCV5	150	161			107	
								11/15/06	14:03	CCB8_OIN_6319	CCB8	0	-12				
								11/15/06	14:20	CCB9_OIN_6319	CCB9	0	-13				
								11/15/06	14:23	CCV6_OIN_6319	CCV6	150	171			114	
								11/15/06	14:24	CCB9_OIN_6319	CCB9	0	-9				
								11/27/06	14:23	ICV_OIN_6331	ICV	150	159			106	
								11/27/06	14:24	ICB_OIN_6331	ICB	0	-4				
								11/27/06	14:26	LCS_OIN_6331	LCS	67	57			85	
								11/27/06	14:25	REF_OIN_6331	REF	100	103			103	
								11/27/06	14:27	CCB2_OIN_6331	CCB2	0	-12				
								11/27/06	14:51	CCB3_OIN_6331	CCB3	0	-10				
								11/27/06	15:19	CCB4_OIN_6331	CCB4	0	-12				
6331006	ONL	ONL SD 2M		South Deep	BULK CHEM	11/27/06	08:40:00	11/27/06	15:53		DUP2		344	351	2		
								11/27/06	15:54	DUP2_OIN_6331	DUP2		351				
6331011	ONL	ONL SD 8M		South Deep	BULK CHEM	11/27/06	09:20:00	11/27/06	15:57				410				
								11/27/06	15:58	CCB5_OIN_6331	CCB5	0	-16				
								11/27/06	16:00	CCV2_OIN_6331	CCV2	150	162			108	
								11/27/06	16:01	CCB6_OIN_6331	CCB6	0	-16				
								11/27/06	16:11		MS2		297				
6331016	ONL	ONL SD 18M		South Deep	BULK CHEM	11/27/06	10:00:00	11/27/06	15:15	MS2_OIN_6331	MS2	500	705				82
								11/27/06	16:12	CCB7_OIN_6331	CCB7	0	-11				
								11/27/06	16:14	CCV3_OIN_6331	CCV3	150	166			110	
								11/27/06	16:15	CCB8_OIN_6331	CCB8	0	-12				

This table has not been formatted for printing.

UPSTATE FRESHWATER INSTITUTE
PO Box 506
Syracuse, NY 13214
Contact: Dave Matthews Lab Manager: Jennifer Aicher
Phone: 315-431-4962 ext.107 Phone: 315-431-4962 ext.115

Prepared for Linda Cook of Exponent

Date of issue:

SM 18-20 5310 (modified for TIC)

LOQ 2.0 mg/L
LOD 0.6 mg/L

UFI Lab ID	System Code	Client ID	Triplicate	Station Name	Field Container Code	Sampling Date	Sampling Time (HH:MM)	Analysis Date	Analysis Time (HH:MM)	QA ID	QA type	QA Nominal conc. TIC (mgC/L)	TIC (mgC/L)	DUP (mgC/L)	DUP RPD %	RECOVERY %
								3/28/06	16:21	ICV_DIC_6087	ICV	50	48.5			97
								3/28/06	16:29	ICB_DIC_6087	ICB	0	0.9			
								3/28/06	16:33	LCS_DIC_6087	LCS	33.3	32.5			98
6087006	ONL	ONL SD 0M	A	South Deep	TIC VIAL	3/28/06	09:13:00	3/28/06	16:42	DUP1_DIC_6087	DUP1		45.2	43.7	4	
								3/28/06	17:10	REF_DIC_6087	REF	20	19.9			99
6087027	ONL	ONL SD 16M	B	South Deep	TIC VIAL	3/28/06	10:50:00	3/28/06	17:35	DUP2_DIC_6087	DUP2		45.7	43.7	5	
								3/28/06	17:52	CCB2_DIC_6087	CCB2	0	1.0			
								3/28/06	18:00	CCV2_DIC_6087	CCV2	50	50.2			100
								4/3/06	16:59	ICV_TIC_6093	ICV	50	48.3			97
								4/3/06	17:07	ICB_TIC_6093	ICB	0	0.9			
								4/3/06	17:11	LCS_TIC_6093	LCS	33.3	32.3			97
6093003	ONL	ONL SD 0M	B	South Deep	TIC VIAL	4/3/06	10:15:00	4/3/06	17:23	DUP1_TIC_6093	DUP1		44.6	43.5	3	
								4/3/06	17:47	REF_TIC_6093	REF	20	19.8			99
6093022	ONL	ONL SD 16M	A	South Deep	TIC VIAL	4/3/06	11:50:00	4/3/06	18:07	DUP2_TIC_6093	DUP2		45.6	42.7	7	
								4/3/06	18:28	CCB2_TIC_6093	CCB2	0	1.0			
								4/3/06	18:36	CCV2_TIC_6093	CCV2	50	49.4			99
								4/3/06	18:44	CCB3_TIC_6093	CCB3	0	1.0			
								4/3/06	19:20	CCB4_TIC_6093	CCB4	0	1.1			
								4/3/06	19:28	CCV3_TIC_6093	CCV3	50	50.5			101
								4/10/06	14:39	ICV_TIC_6100	ICV	50	48.0			96
								4/10/06	14:46	ICB_TIC_6100	ICB	0	1.0			
								4/10/06	14:50	LCS_TIC_6100	LCS	33.3	31.5			95
6100003	ONL	ONL SD 0M	B	South Deep	TIC VIAL	4/10/06	09:05:00	4/10/06	15:01	DUP1_TIC_6100	DUP1		44.7	42.6	5	
								4/10/06	15:22	REF_TIC_6100	REF	20	20.4			102
6100022	ONL	ONL SD 16M	A	South Deep	TIC VIAL	4/10/06	10:35:00	4/10/06	15:40	DUP2_TIC_6100	DUP2		45.0	43.3	4	
								4/10/06	15:58	CCB2_TIC_6100	CCB2	0	0.9			
								4/10/06	16:05	CCV2TIC_6100	CCV2	50	49.5			99
								4/19/06	17:08	ICV_TIC_6109	ICV	50	48.1			96
								4/19/06	17:15	ICB_TIC_6109	ICB	0	1.1			
								4/19/06	17:19	LCS_TIC_6109	LCS	33.3	31.7			95
6107004	ONL	ONL SD 0M	C	South Deep	TIC VIAL	4/17/06	09:20:00	4/19/06	17:34	DUP1_TIC_6109	DUP1		45.5	42.9	6	
								4/19/06	17:53	REF_TIC_6109	REF	20	20.2			101
6107023	ONL	ONL SD 16M	B	South Deep	TIC VIAL	4/17/06	11:01:00	4/19/06	18:16	DUP2_TIC_6109	DUP2		46.1	42.8	7	
								4/19/06	18:31	CCB2_TIC_6109	CCB2	0	1.1			
								4/19/06	18:39	CCV2_TIC_6109	CCV2	50	50.7			101
								4/25/06	17:02	ICV_TIC_6115	ICV	50	48.9			98
								4/25/06	17:10	ICB_TIC_6115	ICB	0	1.2			
								4/25/06	17:14	LCS_TIC_6115	LCS	33.3	32.8			98
6114004	ONL	ONL SD 0M	C	South Deep	TIC VIAL	4/24/06	08:56:00	4/25/06	17:30	DUP1_TIC_6115	DUP1		45.6	42.5	7	
								4/25/06	17:50	REF_TIC_6115	REF	20	20.8			104
6114023	ONL	ONL SD 16M	B	South Deep	TIC VIAL	4/24/06	10:14:00	4/25/06	18:14	DUP2_TIC_6115	DUP2		45.9	43.9	4	
								4/25/06	18:30	CCB2_TIC_6115	CCB2	0	1.3			
								4/25/06	18:38	CCV2_TIC_6115	CCV2	50	49.9			100
								5/12/06	14:46	icv_tic_6132	ICV	50	49.4			99
								5/12/06	14:54	icb_tic_6132	ICB	0	1.0			
								5/12/06	14:58	lcs_tic_6132	LCS	33.3	31.9			96
								5/12/06	15:19		DUP1		42.6	45.6	7	

UFI Lab ID	System Code	Client ID	Triplicate	Station Name	Field Container Code	Sampling Date	Sampling Time	Analysis Date	Analysis Time	QA ID	QA type	QA Nominal conc. TIC	TIC	DUP	DUP RPD	RECOVERY
								5/12/06	15:35	ref_tic_6132	REF	20	20.7			103
6128024	ONL	ONL SD 16M	B	South Deep	TIC VIAL	5/8/06	10:26	5/12/06	15:59		DUP2		48.2	45.7	5	
								5/12/06	16:28	ccb2_tic_6132	CCB2	0	1.5			
								5/12/06	16:36	ccv2_ ic_6132	CCV2	50	51.1			102
								5/12/06	16:48		LCSdup	33.3	33.8			101
6121006	ONL	ONL SD 2M		South Deep	TIC VIAL	5/1/06	9:20	5/12/06	17:09		DUP3		46.3	43.7	6	
6121023	ONL	ONL SD 16M	A	South Deep	TIC VIAL	5/1/06	10:25	5/12/06	17:41		DUP4		47.1	44.5	6	
								5/12/06	18:02	ccb3_tic_6132	CCB3	0	1.7			
								5/12/06	18:10	ccv3_ ic_6132	CCV3	50	51.6			103
								5/16/06	15:18	icv_tic_6136	icv	50	47.8			96
								5/16/06	15:26	icb_tic_6136	icb	0	1.2			
								5/16/06	15:30	lcs_tic_6136	lcs	33.3	31.4			94
6135004	ONL	ONL SD 0M	C	South Deep	TIC VIAL	5/15/06	9:10	5/16/06	15:46		dup1		42.4	40.5	5	
								5/16/06	16:06	ref_tic_6136	ref	20	20.0			100
6135024	ONL	ONL SD 16M	B	South Deep	TIC VIAL	5/15/06	10:51	5/16/06	16:30		dup2		46.7	44.3	5	
								5/16/06	16:49	ccb2_tic_6136	ccb2	0	1.0			
								5/16/06	16:57	ccv2_ ic_6136	ccv2	50	49.9			100
								5/16/06	17:29	ccb3_tic_6136	ccb3	0	1.5			
								5/16/06	17:37	ccv3_ ic_6136	ccv3	50	50.7			101
								5/23/06	16:02	icv_tic_6143	icv	50	48.0			96
								5/23/06	16:10	icb_tic_6143	icb	0	0.6			
								5/23/06	16:14	lcs_tic_6143	lcs	33.3	32.3			97
6142004	ONL	ONL SD 0M	C	South Deep	TIC VIAL	5/22/06	9:18	5/23/06	16:30		dup1		43.0	40.5	6	
								5/23/06	16:50	ref_tic_6143	ref	50	50.1			100
6142024	ONL	ONL SD 16M	B	South Deep	TIC VIAL	5/22/06	11:12	5/23/06	17:19		dup2		45.4	42.8	6	
								5/23/06	17:35	ccb2_tic_6143	ccb2	0	1.3			
								5/23/06	17:43	ccv2_ ic_6143	ccv2	50	50.0			100
								5/30/06	15:19	icv_tic_6150	icv	50	48.3			97
								5/30/06	15:23	icb_tic_6150	icb	0	1.0			
								5/30/06	15:27	lcs_tic_6150	lcs	33.3	33.9			102
								5/30/06	15:31	ref_tic_6150	ref	50	49.7			99
6150011	ONL	ONL SD 4M		South Deep	TIC VIAL	5/30/06	10:02	5/30/06	15:55		dup1		43.9	42.8	3	
								5/30/06	16:20	ccv2_ ic_6150	ccv2	50	49.7			99
								5/30/06	17:04	ccb2_tic_6150	ccb2	0	1.3			
								6/19/06	17:09	icv_tic_6170	icv	50	49.9			100
								6/19/06	17:13	icb_tic_6170	icb	0	1.0			
								6/19/06	17:17	lcs_tic_6170	lcs	33.3	31.5			95
								6/19/06	17:22	ref_tic_6170	ref	50	49.5			99
6163017	ONL	ONL SD 8M		South Deep	TIC VIAL	6/12/06	10:00	6/19/06	17:47		dup1		48.6	46.6	4	
								6/19/06	18:20	ccb2_tic_6170	ccb2	0	1.2			
								6/19/06	18:25	ccv2_ ic_6170	ccv2	50	53.6			107
6156002	ONL	ONL SD 0M	A	South Deep	TIC VIAL	6/5/06	9:00	6/19/06	18:37		dup2		41.1	39.2	5	
								6/19/06	19:15	ccb3_tic_6170	ccb3	0	1.3			
								6/19/06	19:19	ccv3_ ic_6170	ccv3	50	52.6			105
								6/19/06	19:49	ccb4_tic_6170	ccb4	0	1.4			
								6/19/06	19:53	ccv4_ ic_6170	ccv4	50	54.2			108
								6/20/06	18:11	icv_tic_6171	icv	50	51.1			102
								6/20/06	18:14	icb_tic_6171	icb	0	0.9			
								6/20/06	18:19	lcs_tic_6171	lcs	33.3	32.8			98
								6/20/06	18:23	ref_tic_6171	ref	50	50.2			100
6170011	ONL	ONL SD 4M		South Deep	TIC VIAL	6/19/06	9:41	6/20/06	18:49		dup1		40.9	38.3	6	
								6/20/06	19:22	ccb2_tic_6171	ccb2	0	1.2			
								6/20/06	19:27	ccv2_ ic_6171	ccv2	50	50.8			102
								6/20/06	20:18	ccb3_tic_6171	ccb3	0	1.2			
								6/20/06	20:22	ccv3_ ic_6171	ccv3	50	50.4			101
								6/20/06	20:51	ccb4_tic_6171	ccb4	0	1.2			
								6/20/06	20:56	ccv4_ ic_6171	ccv4	50	49.6			99

UFI Lab ID	System Code	Client ID	Triplicate	Station Name	Field Container Code	Sampling Date	Sampling Time	Analysis Date	Analysis Time	QA ID	QA type	QA Nominal conc. TIC	TIC	DUP	DUP RPD	RECOVERY
								7/28/06	17:57	icv_tic_6209	icv	50	49.4			99
								7/28/06	18:00	icb_tic_6209	icb	0	0.9			
								7/28/06	18:04	lcs_tic_6209	lcs	33.3	34.1			102
								7/28/06	18:09	ref_tic_6209	ref	50	48.8			98
6185011	ONL	ONL SD 4M		South Deep	TIC VIAL	7/4/06	10:36	7/28/06	18:32		dup1		36.9	37.4	1	
								7/28/06	18:56	ccb2_tic_6209	ccb2	0	1.2			
								7/28/06	19:00	ccv2_ ic_6209	ccv2	50	48.1			96
6185025	ONL	ONL SD 16M	C	South Deep	TIC VIAL	7/4/06	11:53	7/28/06	19:17		dup2		47.0	46.8	1	
								7/28/06	19:48	ccb3_tic_6209	ccb3	0	1.1			
								7/28/06	19:52	ccv3_ ic_6209	ccv3	50	47.8			96
6177023	ONL	ONL SD 16M	A	South Deep	TIC VIAL	6/26/06	12:02	7/28/06	20:21		dup3		46.7	45.5	3	
								7/28/06	20:40	ccb4_tic_6209	ccb4	0	1.2			
								7/28/06	20:44	ccv4_ ic_6209	ccv4	50	48.4			97
								7/28/06	21:04	ccb5_tic_6209	ccb5	0	1.3			
								7/28/06	21:08	ccv5_ ic_6209	ccv5	50	47.0			94
								7/25/06	16:22	icv_tic_6206	icv	50.0	48.2			96
								7/25/06	16:25	icb_tic_6206	icb	0.0	0.6			
								7/25/06	16:29	lcs_tic_6206	lcs	33.3	34.9			
								7/25/06	16:33	ref_tic_6206	ref	50.0	48.8			98
6205015	ONL	ONL SD 4M		South Deep	TIC VIAL	7/24/06	9:55	7/25/06	16:57	dup1_tic_6206	dup1		16.1	16.1	0	
								7/25/06	17:20	ccb2_tic_6206	ccb2	0.0	0.9			
								7/25/06	17:24	ccv2_ ic_6206	ccv2	50.0	46.7			93
								7/25/06	17:45	dup2_tic_6206	dup2		50.8	51.0	0	
								7/25/06	17:52	ccb3_tic_6206	ccb3	0.0	0.9			
								7/25/06	17:57	ccv3_ ic_6206	ccv3	50.0	49.6			99
								7/26/06	15:48	icv_tic_6207	icv	50.0	49.3			99
								7/26/06	15:52	icb_tic_6207	icb	0.0	0.8			
								7/26/06	15:56	lcs_tic_6207	lcs	33.3	30.2			91
								7/26/06	16:00	ref_tic_6207	ref	50.0	47.2			94
6198013	ONL	ONL SD 4M		South Deep	TIC VIAL	7/17/06	9:54	7/26/06	16:24	dup1_tic_6207	dup1		34.8	33.2	5	
								7/26/06	16:47	ccb2_tic_6207	ccb2	0.0	0.9			
								7/26/06	16:51	ccv2_ ic_6207	ccv2	50.0	47.0			94
6198027	ONL	ONL SD 16M	C	South Deep	TIC VIAL	7/17/06	11:24	7/26/06	17:08	dup2_tic_6207	dup2		47.4	47.4	0	
								7/26/06	17:35	ccb3_tic_6207	ccb3	0.0	0.9			
								7/26/06	17:39	ccv3_ ic_6207	ccv3	50.0	47.8			96
6191045	ONL	ONL SD 16M	A	South Deep	TIC VIAL	7/10/06	11:42	7/26/06	18:12	dup3_tic_6207	dup3		47.0	46.4	1	
								7/26/06	18:32	ccb4_tic_6207	ccb4	0.0	1.0			
								7/26/06	18:36	ccv4_ ic_6207	ccv4	50.0	46.1			92
								7/26/06	19:14	ccb5_tic_6207	ccb5	0.0	1.1			
								7/26/06	19:18	ccv5_ ic_6207	ccv5	50.0	48.1			96
								7/29/06	17:57	icv_tic_6209	icv	50.0	49.4			99
								7/29/06	18:00	icb_tic_6209	icb	0.0	0.9			
								7/29/06	18:04	lcs_tic_6209	lcs	33.3	34.1			102
								7/29/06	18:09	ref_tic_6209	ref	50.0	48.8			98
6185011	ONL	ONL SD 4M		South Deep	TIC VIAL	7/4/06	10:36	7/29/06	18:32	dup1_tic_6209	dup1		36.9	37.4	1	
								7/29/06	18:56	ccb2_tic_6209	ccb2	0.0	1.2			
								7/29/06	19:00	ccv2_ ic_6209	ccv2	50.0	48.1			96
6185025	ONL	ONL SD 16M	C	South Deep	TIC VIAL	7/4/06	11:53	7/29/06	19:17	dup2_tic_6209	dup2		47.0	46.8	1	
								7/29/06	19:48	ccb3_tic_6209	ccb3	0.0	1.1			
								7/29/06	19:52	ccv3_ ic_6209	ccv3	50.0	47.8			96
								7/29/06	20:40	ccb4_tic_6209	ccb4	0.0	1.2			
								7/29/06	20:44	ccv4_ ic_6209	ccv4	50.0	48.4			97
								7/29/06	21:04	ccb5_tic_6209	ccb5	0.0	1.3			
								7/29/06	21:08	ccv5_ ic_6209	ccv5	50.0	47.0			94
								8/3/06	12:53	icv_tic_6215	icv	50.0	50.6			101
								8/3/06	12:56	icb_tic_6215	icb	0.0	0.6			
								8/3/06	13:00	lcs_tic_6215	lcs	33.3	31.6			95

UFI Lab ID	System Code	Client ID	Triplicate	Station Name	Field Container Code	Sampling Date	Sampling Time	Analysis Date	Analysis Time	QA ID	QA type	QA Nominal conc. TIC	TIC	DUP	DUP RPD	RECOVERY
								8/3/06	13:04	ref_tic_6215	ref	50.0	50.1			100
6212011	ONL	ONL SD 4M		South Deep	TIC VIAL	7/31/06	9:28	8/3/06	13:28	dup1_tic_6215	dup1		33.7	33.6	0	
								8/3/06	13:51	ccb2_tic_6215	ccb2	0.0	0.9			
								8/3/06	13:55	ccv2_ ic_6215	ccv2	50.0	47.7			95
6212027	ONL	ONL SD 18M		South Deep	TIC VIAL	7/31/06	11:45	8/3/06	14:15	dup2_tic_6215	dup2		52.9	51.9	2	
								8/3/06	14:38	ccb3_tic_6215	ccb3	0.0	1.1			
								8/3/06	14:42	ccv3_ ic_6215	ccv3	50.0	50.4			101
								8/8/06	12:30	icv_tic_6220	icv	50.0	48.2			96
								8/8/06	12:33	icb_tic_6220	icb	0.0	0.6			
								8/8/06	12:37	lcs_tic_6220	lcs	33.3	32.0			96
								8/8/06	12:41	ref_tic_6220	ref	50.0	49.6			99
6219019	ONL	ONL SD 4M		South Deep	TIC VIAL	8/7/06	11:30	8/8/06	13:04	dup1_tic_6220	dup1		36.0	37.1	3	
								8/8/06	13:27	ccb2_tic_6220	ccb2	0.0	0.6			
								8/8/06	13:31	ccv2_ ic_6220	ccv2	50.0	48.0			96
6163005	ONL	ONL SD 0M	B	South Deep	TIC VIAL	6/12/06	9:20	8/8/06	13:59	dup2_tic_6220	dup2		39.2	38.0	3	
								8/8/06	14:38	ccb3_tic_6220	ccb3	0.0	0.9			
								8/8/06	14:43	ccv3_ ic_6220	ccv3	50.0	49.5			99
6156002	ONL	ONL SD 0M	A	South Deep	TIC VIAL	6/5/06	9:00	8/8/06	15:02	dup3_tic_6220	dup3		37.2	37.2	0	
								8/8/06	15:29	ccb4_tic_6220	ccb4	0.0	1.0			
								8/8/06	15:33	ccv4_ ic_6220	ccv4	50.0	51.7			103
6156024	ONL	ONL SD 16M	B	South Deep	TIC VIAL	6/5/06	10:35	8/8/06	15:57	dup4_tic_6220	dup4		44.9	45.1	0	
								8/8/06	16:12	ccb5_tic_6220	ccb5	0.0	1.2			
								8/8/06	16:16	ccv5_ ic_6220	ccv5	50.0	50.0			100
								8/16/06	16:29	icv_tic_6228	icv	50.0	49.1			98
								8/16/06	16:33	icb_tic_6228	icb	0.0	1.0			
								8/16/06	16:37	lcs_tic_6228	lcs	33.3	33.6			101
								8/16/06	16:41	ref_tic_6228	ref	50.0	51.2			102
6226017	ONL	ONL SD 4M		South Deep	TIC VIAL	8/14/06	9:50	8/16/06	17:04	dup1_tic_6228	dup1		36.7	36.5	1	
								8/16/06	17:31	ccb2_tic_6228	ccb2	0.0	1.3			
								8/16/06	17:36	ccv2_ ic_6228	ccv2	50.0	50.3			101
6226033	ONL	ONL SD 18M		South Deep	TIC VIAL	8/14/06	12:50	8/16/06	17:52	dup2_tic_6228	dup2		56.7	58.0	2	
								8/16/06	18:27	ccb3_tic_6228	ccb3	0.0	0.8			
								8/16/06	18:31	ccv3_ ic_6228	ccv3	50.0	51.4			103
								8/22/06	15:10	icv_tic_6234	icv	50.0	48.9			98
								8/22/06	15:13	icb_tic_6234	icb	0.0	0.3			
								8/22/06	15:17	lcs_tic_6234	lcs	33.3	32.9			99
								8/22/06	15:21	ref_tic_6234	ref	50.0	49.4			99
6233012	ONL	ONL SD 4M		South Deep	TIC VIAL	8/21/06	9:10	8/22/06	15:44	dup1_tic_6234	dup1		36.3	36.3	0	
								8/22/06	16:12	ccb2_tic_6234	ccb2	0.0	0.7			
								8/22/06	16:16	ccv2_ ic_6234	ccv2	50.0	48.6			97
								8/22/06	16:46	ccb3_tic_6234	ccb3	0.0	0.3			
								8/22/06	16:50	ccv3_ ic_6234	ccv3	50.0	50.4			101
								8/29/06	14:41	icv_tic_6241	icv	50.0	48.6			97
								8/29/06	14:44	icb_tic_6241	icb	0.0	0.9			
								8/29/06	14:48	lcs_tic_6241	lcs	33.3	33.2			100
								8/29/06	14:52	ref_tic_6241	ref	50.0	49.1			98
6241045	ONL	ONL SD 4M		South Deep	TIC VIAL	8/29/06	9:35	8/29/06	15:14	dup1_tic_6241	dup1		36.0	37.5	4	
								8/29/06	15:40	ccb2_tic_6241	ccb2	0.0	1.3			
								8/29/06	15:44	ccv2_ ic_6241	ccv2	50.0	48.1			96
6241058	ONL	ONL SD 16M	B	South Deep	TIC VIAL	8/29/06	10:36	8/29/06	15:52	dup2_tic_6241	dup2		54.1	54.8	1	
								8/29/06	16:07	ccb3_tic_6241	ccb3	0.0	1.3			
								8/29/06	16:11	ccv3_ ic_6241	ccv3	50.0	49.1			98
								9/5/06	14:48	icv_tic_6248	icv	50.0	48.8			98
								9/5/06	14:51	icb_tic_6248	icb	0.0	0.9			
								9/5/06	14:55	lcs_tic_6248	lcs	33.3	33.4			100
								9/5/06	14:59	ref_tic_6248	ref	50.0	50.3			101
6248022	ONL	ONL SD 4M		South Deep	TIC VIAL	9/5/06	9:33	9/5/06	15:22	dup1_tic_6248	dup1		37.9	38.7	2	

UFI Lab ID	System Code	Client ID	Triplicate	Station Name	Field Container Code	Sampling Date	Sampling Time	Analysis Date	Analysis Time	QA ID	QA type	QA Nominal conc. TIC	TIC	DUP	DUP RPD	RECOVERY
								9/5/06	15:49	ccb2_tic_6248	ccb2	0.0	0.9			
								9/5/06	15:53	ccv2_ ic_6248	ccv2	50.0	49.6			99
6248036	ONL	ONL SD 16M	C	South Deep	TIC VIAL	9/5/06	10:58	9/5/06	16:06	dup2_tic_6248	dup2		54.3	59.1	9	
								9/5/06	16:33	ccb3_tic_6248	ccb3	0.0	1.5			
								9/5/06	16:37	ccv3_ ic_6248	ccv3	50.0	49.5			99
								9/11/06	17:00	icv_tic_6254	icv	50.0	48.5			97
								9/11/06	17:03	icb_tic_6254	icb	0.0	2.0			
								9/11/06	17:07	lcs_tic_6254	lcs	33.3	35.6			107
								9/11/06	17:12	ref_tic_6254	ref	50.0	50.9			102
6254012	ONL	ONL SD 4M		South Deep	TIC VIAL	9/11/06	9:16	9/11/06	17:36	dup1_tic_6254	dup1		37.5	37.8	1	
								9/11/06	18:04	ccb2_tic_6254	ccb2	0.0	1.2			
								9/11/06	18:08	ccv2_ ic_6254	ccv2	50.0	50.2			100
6254026	ONL	ONL SD 16M	C	South Deep	TIC VIAL	9/11/06	10:32	9/11/06	18:21	dup2_tic_6254	dup2		55.6	56.2	1	
								9/11/06	18:32	ccb3_tic_6254	ccb3	0.0	1.2			
								9/11/06	18:37	ccv3_ ic_6254	ccv3	50.0	49.3			99
								9/18/06	16:26	icv_tic_6261	icv	50.0	49.2			98
								9/18/06	16:30	icb_tic_6261	icb	0.0	0.7			
								9/18/06	16:34	lcs_tic_6261	lcs	33.3	33.0			99
								9/18/06	16:38	ref_tic_6261	ref	50.0	50.2			100
6261010	ONL	ONL SD 4M		South Deep	TIC VIAL	9/18/06	11:33	9/18/06	17:02	dup1_tic_6261	dup1		37.8	38.9	3	
								9/18/06	17:30	ccb2_tic_6261	ccb2	0.0	1.0			
								9/18/06	17:34	ccv2_ ic_6261	ccv2	50.0	48.8			98
6261024	ONL	ONL SD 16M	C	South Deep	TIC VIAL	9/18/06	13:45	9/18/06	17:47	dup2_tic_6261	dup2		54.0	54.1	0	
								9/18/06	18:15	ccb3_tic_6261	ccb3	0.0	1.1			
								9/18/06	18:19	ccv3_ ic_6261	ccv3	50.0	49.2			98
								9/25/06	13:40	icv_tic_6268	icv	50.0	48.8			98
								9/25/06	13:43	icb_tic_6268	icb	0.0	0.7			
								9/25/06	13:47	lcs_tic_6268	lcs	33.3	32.5			98
								9/25/06	13:51	ref_tic_6268	ref	50.0	50.1			100
6268014	ONL	ONL SD 4M		South Deep	TIC VIAL	9/25/06	9:35	9/25/06	14:15	dup1_tic_6268	dup1		39.5	39.4	0	
								9/25/06	14:43	ccb2_tic_6268	ccb2	0.0	1.0			
								9/25/06	14:48	ccv2_ ic_6268	ccv2	50.0	50.2			100
6268028	ONL	ONL SD 16M	C	South Deep	TIC VIAL	9/25/06	11:10	9/25/06	15:00	dup2_tic_6268	dup2		57.8	57.8	0	
								9/25/06	15:12	ccb3_tic_6268	ccb3	0.0	1.2			
								9/25/06	15:16	ccv3_ ic_6268	ccv3	50.0	49.8			100
								10/2/06	15:01	icv_tic_6275	icv	50.0	48.8			98
								10/2/06	15:04	icb_tic_6275	icb	0.0	0.8			
								10/2/06	15:08	lcs_tic_6275	lcs	33.3	33.0			99
								10/2/06	15:13	ref_tic_6275	ref	50.0	50.7			101
6275002	ONL	ONL SD 0M	A	South Deep	TIC VIAL	10/2/06	9:20	10/2/06	15:36	dup1_tic_6275	dup1		41.1	40.6	1	
								10/2/06	16:04	ccb2_tic_6275	ccb2	0.0	0.9			
								10/2/06	16:08	ccv2_ ic_6275	ccv2	50.0	48.9			98
6275019	ONL	ONL SD 12M		South Deep	TIC VIAL	10/2/06	11:15	10/2/06	16:21	dup2_tic_6275	dup2		52.3	52.4	0	
								10/2/06	16:49	ccb3_tic_6275	ccb3	0.0	1.2			
								10/2/06	16:54	ccv3_ ic_6275	ccv3	50.0	49.6			99
								10/10/06	14:58	icv_tic_6283	icv	50.0	48.6			97
								10/10/06	15:01	icb_tic_6283	icb	0.0	0.8			
								10/10/06	15:06	lcs_tic_6283	lcs	33.3	33.6			101
								10/10/06	15:10	ref_tic_6283	ref	50.0	51.6			103
6282013	ONL	ONL SD 4M		South Deep	TIC VIAL	10/9/06	9:42	10/10/06	15:34	dup1_tic_6283	dup1		41.9	41.7	0	
								10/10/06	16:03	ccb2_tic_6283	ccb2	0.0	0.9			
								10/10/06	16:07	ccv2_ ic_6283	ccv2	50.0	49.8			100
6282027	ONL	ONL SD 16M	C	South Deep	TIC VIAL	10/9/06	11:50	10/10/06	16:20	dup2_tic_6283	dup2		57.3	58.5	2	
								10/10/06	16:32	ccb3_tic_6283	ccb3	0.0	0.8			
								10/10/06	16:36	ccv3_ ic_6283	ccv3	50.0	49.6			99
								10/17/06	12:46	icv_tic_6290	icv	50.0	48.7			97
								10/17/06	12:49	icb_tic_6290	icb	0.0	0.6			

UFI Lab ID	System Code	Client ID	Triplicate	Station Name	Field Container Code	Sampling Date	Sampling Time	Analysis Date	Analysis Time	QA ID	QA type	QA Nominal conc. TIC	TIC	DUP	DUP RPD	RECOVERY
								10/17/06	12:53	lcs_tic_6290	lcs	33.3	34.0			102
								10/17/06	12:57	ref_tic_6290	ref	50.0	52.7			105
6289011	ONL	ONL SD 4M		South Deep	TIC VIAL	10/16/06	9:59	10/17/06	13:21	dup1_tic_6290	dup1		44.2	44.8	1	
								10/17/06	13:49	ccb2_tic_6290	ccb2	0.0	0.7			
								10/17/06	13:54	ccv2_ ic_6290	ccv2	50.0	49.9			100
								10/17/06	14:34	ccb3_tic_6290	ccb3	0.0	0.9			
								10/17/06	14:38	ccv3_ ic_6290	ccv3	50.0	50.7			101
								10/23/06	14:19	icv_tic_6296	icv	50.0	49.7			99
								10/23/06	14:23	icb_tic_6296	icb	0.0	0.6			
								10/23/06	14:27	lcs_tic_6296	lcs	33.3	32.9			99
								10/23/06	14:31	ref_tic_6296	ref	50.0	49.9			100
6296011	ONL	ONL SD 4M		South Deep	TIC VIAL	10/23/06	9:56	10/23/06	14:55	dup1_tic_6296	dup1		44.3	44.9	1	
								10/23/06	15:23	ccb2_tic_6296	ccb2	0.0	1.0			
								10/23/06	15:27	ccv2_ ic_6296	ccv2	50.0	50.6			101
6296027	ONL	ONL SD 18M		South Deep	TIC VIAL	10/23/06	11:14	10/23/06	15:44	dup2_tic_6296	dup2		48.6	47.0	3	
								10/23/06	15:51	ccb3_tic_6296	ccb3	0.0	0.8			
								11/1/06	13:53	icv_tic_6305	icv	50.0	50.1			100
								11/1/06	13:56	icb_tic_6305	icb	0.0	0.5			
								11/1/06	14:01	lcs_tic_6305	lcs	33.3	33.9			102
								11/1/06	14:05	ref_tic_6305	ref	50.0	51.2			102
6305010	ONL	ONL SD 4M		South Deep	TIC VIAL	11/1/06	9:25	11/1/06	14:29	dup1_tic_6305	dup1		45.9	45.6	1	
								11/1/06	14:57	ccb2_tic_6305	ccb2	0.0	0.9			
								11/1/06	15:02	ccv2_ ic_6305	ccv2	50.0	51.1			102
								11/1/06	15:29	ccb3_tic_6305	ccb3	0.0	1.0			
								11/1/06	15:34	ccv3_ ic_6305	ccv3	50.0	50.7			101
								11/14/06	16:13	icv_tic_6318	icv	50.0	49.9			100
								11/14/06	16:16	icb_tic_6318	icb	0.0	0.8			
								11/14/06	16:21	lcs_tic_6318	lcs	33.3	33.3			100
								11/14/06	16:25	ref_tic_6318	ref	50.0	49.7			99
6318133	ONL	ONL SD 4M		South Deep	TIC VIAL	11/14/06	10:14	11/14/06	16:50	dup1_tic_6318	dup1		46.3	47.0	1	
								11/14/06	17:19	ccb2_tic_6318	ccb2	0.0	0.8			
								11/14/06	17:23	ccv2_ ic_6318	ccv2	50.0	49.2			98
								11/14/06	17:51	ccb3_tic_6318	ccb3	0.0	1.0			
								11/14/06	17:56	ccv3_ ic_6318	ccv3	50.0	49.3			99
								11/28/06	13:54	icv_tic_6332	icv	50.0	48.7			97
								11/28/06	13:57	icb_tic_6332	icb	0.0	0.8			
								11/28/06	14:01	lcs_tic_6332	lcs	33.3	32.5			98
								11/28/06	14:06	ref_tic_6332	ref	50.0	49.4			99
6331010	ONL	ONL SD 4M		South Deep	TIC VIAL	11/27/06	9:05	11/28/06	14:31	dup1_tic_6332	dup1		46.9	46.6	1	
								11/28/06	15:04	ccb2_tic_6332	ccb2	0.0	0.9			
								11/28/06	15:08	ccv2_ ic_6332	ccv2	50.0	48.8			98
								11/28/06	15:32	ccb3_tic_6332	ccb3	0.0	1.0			
								11/28/06	15:36	ccv3_ ic_6332	ccv3	50.0	49.9			100

This table has not been formatted for printing.

UPSTATE FRESHWATER INSTITUTE
PO Box 506
Syracuse, NY 13214
Contact: Dave Matthews
Phone: 315-431-4962 ext.107

Prepared for Linda Cook of Exponent

Lab Manager: Jennifer Aicher
Phone: 315-431-4962 ext.115

Date of issue: 12/27/2006

SM 18-20 5310

LOQ 0.4 mg/L
LOD 0.2 mg/L

UFI Lab ID	System Code	Client ID	Triplicate	Station Name	Field Container Code	Sampling Date	Sampling Time (HH MM)	Analysis Date	Analysis Time (HH MM)	QA ID	QA type	QA Nominal conc. DOC (mg C/L)	DOC (mg C/L)	DUP (mg C/L)	DUP RPD %	RECOVERY %	MS RECOVERY %
								5/15/2006	19:40	ICV_DOC_6135	ICV	5.0	5.2			104	
								5/15/2006	19:50	ICB_DOC_6135	ICB	0.0	0.2				
								5/15/2006	19:57	LCS_DOC_6135	LCS	1.0	1.2			115	
								5/17/2006	18:13	ICV_DOC_6137	ICV	5.0	5.0			101	
								5/17/2006	18:27	ICB_DOC_6137	ICB	0.0	0.1				
								5/17/2006	18:34	LCS_DOC_6137	LCS	1.0	1.0			103	
								5/17/2006	19:55	REF_DOC_6137	REF	1.0	1.1			112	
6121003	ONL	ONL SD 0M	B	South Deep	Bulk Chem	5/1/2006	8:55	5/17/2006	19:55	DUP1_DOC_6137	DUP1		3.4	3.4	0		
6121024	ONL	ONL SD 16M	B	South Deep	Bulk Chem	5/1/2006	10 25	5/17/2006	21:11	DUP2_DOC_6137	DUP2		3.5	3.6	0		
6121025	ONL	ONL SD 16M	C	South Deep	Bulk Chem	5/1/2006	10 25	5/17/2006	21:11		MS1		2.9				
								5/17/2006	21:21	MS1_DOC_6137	MS1	1.0	3.7				74
								5/17/2006	21:44	CCB2_DOC_6137	CCB2	0.0	0.2				
								5/17/2006	21:58	CCV2_DOC_6137	CCV2	5.0	5.0			99	
6135006	ONL	ONL SD 2M		South Deep	Bulk Chem	5/15/2006	9:25	5/22/2006	18:05	DUP1_DOC_6142	DUP1		3.1	3.1	0		
6128024	ONL	ONL SD 16M	B	South Deep	Bulk Chem	5/8/2006	10 26	5/22/2006	22:45	DUP3_DOC_6142	DUP3		2.8	2.8	1		
								5/22/2006	15:28	ICV_DOC_6142	ICV	5.0	5.0			100	
								5/22/2006	15:43	ICB_DOC_6142	ICB	0.0	0.2				
								5/22/2006	15:50	LCS_DOC_6142	LCS	1.0	1.1			110	
								5/22/2006	18:05	CCB2_DOC_6142	CCB2	0.0	0.2				
								5/22/2006	18:19	CCV2_DOC_6142	CCV2	5.0	4.9			99	
								5/22/2006	20:21	CCB3_DOC_6142	CCB3	0.0	0.2				
								5/22/2006	20:35	CCV3_DOC_6142	CCV3	5.0	4.9			99	
								5/22/2006	22:45	CCB4_DOC_6142	CCB4	0.0	0.3				
								5/22/2006	22:59	CCV4_DOC_6142	CCV4	5.0	5.0			100	
6142004	ONL	ONL SD 0M	C	South Deep	Bulk Chem	5/22/2006	9:18	5/31/2006	20:17		MS1		3.0				
								5/31/2006	20:26	MS1_DOC_6151	MS1	1.0	3.9				
								5/31/2006	20:34	CCV2_DOC_6151	CCV2	5.0	5.0			100	
								5/31/2006	20:41	CCB2_DOC_6151	CCB2	0.0	0.2				
6142015	ONL	ONL SD 8M		South Deep	Bulk Chem	5/22/2006	10:12	5/31/2006	21:28	DUP2_DOC_6151	DUP2		5.3	5.3	0		
								5/31/2006	22:34	CCV3_DOC_6151	CCV3	5.0	5.0			101	
6093004	ONL	ONL SD 0M	C	South Deep	Bulk Chem	4/3/2006	10 20	5/31/2006	23:29	DUP3_DOC_6151	DUP3		9.9	10.1	2		
6093026	ONL	ONL SD 18M		South Deep	Bulk Chem	4/3/2006	12 08	5/31/2006	1:15		MS2		3.0				
								5/31/2006	1:25	MS2_DOC_6151	MS2	1.0	3.8				78
								5/31/2006	1:32	CCV4_DOC_6151	CCV4	5.0	5.1			103	
								5/31/2006	1:39	CCB3_DOC_6151	CCB3	0.0	0.3				
								6/23/2006	15:20	icv_doc_6174	icv	5.0	5.0			101	
								6/23/2006	15:27	icb_doc_6174	icb	0.0	0.1				
								6/23/2006	15:34	lcs_doc_6174	lcs	1.0	1.1			111	
								6/23/2006	15:42	ref_doc_6174	ref	5.0	5.2			104	
								6/23/2006	16:36	dup1_doc_6174	dup1		2.8	2.8	0		
6156023	ONL	ONL SD 16M	A	South Deep	Bulk Chem	6/5/2006	10 35	6/23/2006	17:43		ms1		2.5				
								6/23/2006	17:53	ms1_doc_6174	ms1	1.0	3.2				69
								6/23/2006	18:00	ccb2_doc_6174	ccb2	0.0	0.2				
								6/23/2006	18:07	ccv2_doc_6174	ccv2	5.0	5.2			104	
6150002	ONL	ONL SD 0M	A	South Deep	Bulk Chem	5/30/2006	9:28	6/23/2006	19:02	dup2_doc_6174	dup2		2.7	2.7	1		
								8/1/2006	14:47	icv_doc_6213	icv	5.0	5.0			100	
								8/1/2006	14:54	icb_doc_6213	icb	0.0	0.1				
								8/1/2006	15:00	lcs_doc_6213	lcs	1.0	1.1			108	
								8/1/2006	15:08	ref_doc_6213	ref	5.0	5.0			100	
6205015	ONL	ONL SD 4M		South Deep	Bulk Chem	7/24/2006	9:55	8/1/2006	16:01	dup1_doc_6213	dup1		3.9	3.9	1		
6205028	ONL	ONL SD 16M	B	South Deep	Bulk Chem	7/24/2006	11:47	8/1/2006	17:06		ms1		2.8				
								8/1/2006	17:15	ms1_doc_6213	ms1	1.0	3.8				101
								8/1/2006	17:22	ccb2_doc_6213	ccb2	0.0	0.1				

UFI Lab ID	System Code	Client ID	Triplicate	Station Name	Field Container Code	Sampling Date	Sampling Time	Analysis Date	Analysis Time	QA ID	QA type	QA Nominal conc. DOC	DOC	DUP	DUP RPD	RECOVERY	MS RECOVERY
								8/1/2006	17:29	ccv2_doc_6213	ccv2	5.0	5.0			99	
								8/2/2006	13:47	icv_doc_6214	icv	5.0	4.9			98	
								8/2/2006	13:53	icb_doc_6214	icb	0.0	0.0				
								8/2/2006	14:00	lcs_doc_6214	lcs	1.0	1.0			104	
								8/2/2006	14:07	ref_doc_6214	ref	5.0	4.8			95	
6212006	ONL	ONL SD 2M		South Deep	Bulk Chem	7/31/2006	9:17	8/2/2006	15:00	dup1_doc_6214	dup1		4.0	4.0	0		
6212019	ONL	ONL SD 12M		South Deep	Bulk Chem	7/31/2006	10 38	8/2/2006	15:47		ms1	0.0	2.6				
								8/2/2006	15:56	ms1_doc_6214	ms1	1.0	3.7				115
								8/2/2006	16:03	ccb2_doc_6214	ccb2	0.0	0.1				
								8/2/2006	16:10	ccv2_doc_6214	ccv2	5.0	5.0			99	
6212027	ONL	ONL SD 18M		South Deep	Bulk Chem	7/31/2006	11:45	8/2/2006	17:06	dup2_doc_6214	dup2		2.9	2.9	0		
								8/2/2006	18:06	ccb3_doc_6214	ccb3	0.0	0.1				
								8/2/2006	18:13	ccv3_doc_6214	ccv3	5.0	5.0			99	
6185019	ONL	ONL SD 12M		South Deep	Bulk Chem	7/4/2006	11 24	8/2/2006	19:09	dup3_doc_6214	dup3		2.7	2.7	1		
6185023	ONL	ONL SD 16M	A	South Deep	Bulk Chem	7/4/2006	11 55	8/2/2006	19:27		ms2	0.0	2.8				
								8/2/2006	19:37	ms2_doc_6214	ms2	1.0	3.7				96
								8/2/2006	20:11	ccb4_doc_6214	ccb4	0.0	0.1				
								8/2/2006	20:18	ccv4_doc_6214	ccv4	5.0	4.8			97	
								8/9/2006	16:13	icv_doc_6221	icv	5.0	5.3			106	
								8/9/2006	16:19	icb_doc_6221	icb	0.0	0.1				
								8/9/2006	16:26	lcs_doc_6221	lcs	1.0	1.2			116	
								8/9/2006	16:33	ref_doc_6221	ref	5.0	5.6			112	
6219012	ONL	ONL SD 0M	C	South Deep	Bulk Chem	8/7/2006	9:40	8/9/2006	17:17	dup1_doc_6221	dup1		3.9	4.0	1		
6219025	ONL	ONL SD 10M		South Deep	Bulk Chem	8/7/2006	12 09	8/9/2006	18:04		ms1	0.0	2.8				
								8/9/2006	18:13	ms1_doc_6221	ms1	1.0	3.9				105
								8/9/2006	18:20	ccb2_doc_6221	ccb2	0.0	0.2				
								8/9/2006	18:27	ccv2_doc_6221	ccv2	5.0	5.1			102	
6219033	ONL	ONL SD 16M	C	South Deep	Bulk Chem	8/7/2006	13:15	8/9/2006	19:23	dup2_doc_6221	dup2		3.0	3.0	0		
								8/9/2006	20:23	ccb3_doc_6221	ccb3	0.0	0.1				
								8/9/2006	20:31	ccv3_doc_6221	ccv3	5.0	4.9			98	
6177019	ONL	ONL SD 12M		South Deep	Bulk Chem	6/26/2006	11 30	8/9/2006	21:26	dup3_doc_6221	dup3		3.4	3.3	2		
6177023	ONL	ONL SD 16M	A	South Deep	Bulk Chem	6/26/2006	12 02	8/9/2006	21:45		ms2		3.4				
								8/9/2006	21:54	ms2_doc_6221	ms2	1.0	4.4				102
								8/9/2006	22:29	ccb4_doc_6221	ccb4	0.0	0.1				
								8/9/2006	22:36	ccv4_doc_6221	ccv4	5.0	5.0			100	
								8/11/2006	16:10:00	icv_doc_6223	icv	5.0	5.3			106	
								8/11/2006	16:16:00	icb_doc_6223	icb	0.0	0.2				
								8/11/2006	16 23:00	lcs_doc_6223	lcs	1.0	1.1			106	
								8/11/2006	16 31:00	ref_doc_6223	ref	5.0	5.3			107	
6198006	ONL	ONL SD 0M	C	South Deep	Bulk Chem	7/17/2006	9:17	8/11/2006	17:14:00	dup1_doc_6223	dup1		4.8	4.8	0		
6198019	ONL	ONL SD 10M		South Deep	Bulk Chem	7/17/2006	10 39	8/11/2006	18:01:00		ms1		2.9				
								8/11/2006	18:10:00	ms1_doc_6223	ms1	1.0	4.0				101
								8/11/2006	18:17:00	ccb2_doc_6223	ccb2	0.0	0.1				
								8/11/2006	18 24:00	ccv2_doc_6223	ccv2	5.0	5.2			104	
6198027	ONL	ONL SD 16M	C	South Deep	Bulk Chem	7/17/2006	11 24	8/11/2006	19:50:00	dup2_doc_6223	dup2		2.9	2.9	1		
								8/11/2006	20 51:00	ccb3_doc_6223	ccb3	0.0	0.1				
								8/11/2006	20 58:00	ccv3_doc_6223	ccv3	5.0	5.2			103	
6170021	ONL	ONL SD 14M		South Deep	Bulk Chem	6/19/2006	10 37	8/11/2006	22:33:00		ms2		3.1				
								8/11/2006	22:43:00	ms2_doc_6223	ms2	1.0	4.0				84
								8/11/2006	23:17:00	ccb4_doc_6223	ccb4	0.0	0.1				
								8/11/2006	23 25:00	ccv4_doc_6223	ccv4	5.0	4.8			97	
								8/14/2006	17:18	icv_doc_6226	icv	5.0	5.0			100	
								8/14/2006	17:25	icb_doc_6226	icb	0.0	0.1				
								8/14/2006	17:32	lcs_doc_6226	lcs	1.0	1.1			110	
								8/14/2006	17:39	ref_doc_6226	ref	5.0	4.9			99	
6163006	ONL	ONL SD 0M	C	South Deep	Bulk Chem	6/12/2006	9:20	8/14/2006	18:23	dup1_doc_6226	dup1		3.4	3.4	1		
6163019	ONL	ONL SD 10M		South Deep	Bulk Chem	6/12/2006	10 09	8/14/2006	19:09		ms1		2.8				
								8/14/2006	19:19	ms1_doc_6226	ms1	1.0	3.8				104
								8/14/2006	19:25	ccb2_doc_6226	ccb2	0.0	0.1				
								8/14/2006	19:33	ccv2_doc_6226	ccv2	5.0	5.1			101	
6170027	ONL	ONL SD 18M		South Deep	Bulk Chem	6/19/2006	11 20	8/14/2006	20:54	dup2_doc_6226	dup2		3.3	3.3	1		
								8/14/2006	21:26	ccb3_doc_6226	ccb3	0.0	0.1				
								8/14/2006	21:34	ccv3_doc_6226	ccv3	5.0	4.8			95	

UFI Lab ID	System Code	Client ID	Triplicate	Station Name	Field Container Code	Sampling Date	Sampling Time	Analysis Date	Analysis Time	QA ID	QA type	QA Nominal conc. DOC	DOC	DUP	DUP RPD	RECOVERY	MS RECOVERY
6191033	ONL	ONL SD 4M		South Deep	Bulk Chem	7/10/2006	10 00	8/14/2006	22:18	dup3_doc_6226	dup3		3.6	3.6	0		
6191037	ONL	ONL SD 8M		South Deep	Bulk Chem	7/10/2006	10 34	8/14/2006	22:45	dup4_doc_6226	dup4		2.7	2.7	3		
6191043	ONL	ONL SD 14M		South Deep	Bulk Chem	7/10/2006	11 22	8/14/2006	23:13		ms2		2.7				
								8/14/2006	23:23	ms2_doc_6226	ms2	1.0	3.7				102
								8/14/2006	23:48	ccb4_doc_6226	ccb4	0.0	0.1				
								8/14/2006	23:56	ccv4_doc_6226	ccv4	5.0	5.1			101	
								8/14/2006	0:35	ccb5_doc_6226	ccb5	0.0	0.0				
								8/14/2006	0:43	ccv5_doc_6226	ccv5	5.0	4.8			95	
								8/15/2006	17:47	icv_doc_6227	icv	5.0	4.6			92	
								8/15/2006	17:54	icb_doc_6227	icb	0.0	0.1				
								8/15/2006	18:01	lcs_doc_6227	lcs	1.0	1.0			96	
								8/15/2006	18:09	ref_doc_6227	ref	5.0	4.6			91	
6226010	ONL	ONL SD 0M	C	South Deep	Bulk Chem	8/14/2006	9:15	8/15/2006	18:52	dup1_doc_6227	dup1		3.7	3.5	4		
6226023	ONL	ONL SD 10M		South Deep	Bulk Chem	8/14/2006	10 50	8/15/2006	19:39		ms1	0.0	2.6				
								8/15/2006	19:48	ms1_doc_6227	ms1	1.0	3.4				77
								8/15/2006	19:55	ccb2_doc_6227	ccb2	0.0	0.1				
								8/15/2006	20:02	ccv2_doc_6227	ccv2	5.0	4.7			93	
								8/17/2006	19:46	ccb3_doc_6229	ccb3	0.0	0.2				
								8/17/2006	19:54	ccv3_doc_6229	ccv3	5.0	5.0			101	
								8/17/2006	21:15	ccb4_doc_6229	ccb4	0.0	0.2				
								8/17/2006	21:23	ccv4_doc_6229	ccv4	5.0	5.3			106	
6233002	ONL	ONL SD Field T		South Deep	Bulk Chem	8/21/2006	7:20	8/23/2006	19:46	dup1_doc_6235	dup1		0.5	0.4	3		
								8/23/2006	20:37	ccb2_doc_6235	ccb2	0.0	0.2				
								8/23/2006	20:45	ccv2_doc_6235	ccv2	5.0	5.4			108	
								8/23/2006	22:34	ccb3_doc_6235	ccb3	0.0	0.2				
								8/23/2006	22:42	ccv3_doc_6235	ccv3	5.0	5.1			101	
								8/30/2006	17:38	ccb2_doc_6242	ccb2	0.0	0.3				
								8/30/2006	18:59	ccb3_doc_6242	ccb3	0.0	0.3				
								8/30/2006	15:28	icb_doc_6242	icb	0.0	0.1				
6254003	ONL	ONL SD 0M	A	South Deep	Bulk Chem	9/11/2006	8:50	9/15/2006	17:57		ms1	0.0	3.5				
								9/15/2006	18:07	ms1_doc_6258	ms1	1.0	4.5				95
								9/15/2006	18:13	ccb2_doc_6258	ccb2	0.0	0.2				
								9/15/2006	18:20	ccv2_doc_6258	ccv2	5.0	4.9			99	
6254012	ONL	ONL SD 4M		South Deep	Bulk Chem	9/11/2006	9:16	9/15/2006	19:07	dup2_doc_6258	dup2		3.4	3.5	1		
								9/15/2006	20:09	ccb3_doc_6258	ccb3	0.0	0.1				
								9/15/2006	20:16	ccv3_doc_6258	ccv3	5.0	5.0			99	
6248013	ONL	ONL SD 0M	A	South Deep	Bulk Chem	9/5/2006	9:00	9/15/2006	21:09	dup3_doc_6258	dup3		3.4	3.5	1		
6248024	ONL	ONL SD 6M		South Deep	Bulk Chem	9/5/2006	9:41	9/15/2006	21:56		ms2	0.0	3.6				
								9/15/2006	22:05	ms2_doc_6258	ms2	1.0	4.5				95
								9/15/2006	22:12	ccb4_doc_6258	ccb4	0.0	0.2				
								9/15/2006	22:19	ccv4_doc_6258	ccv4	5.0	4.9			99	
6248034	ONL	ONL SD 16M	A	South Deep	Bulk Chem	9/5/2006	10 50	9/15/2006	23:14	dup4_doc_6258	dup4		2.9	3.0	0		
								9/15/2006	23:49	ccb5_doc_6258	ccb5	0.0	0.2				
								9/15/2006	23:56	ccv5_doc_6258	ccv5	5.0	4.9			99	
								9/20/2006	14:31	icb_doc_6263	icb	0.0	0.2				
								9/20/2006	16:40	ccb2_doc_6263	ccb2	0.0	0.2				
								9/20/2006	14:25	icv_doc_6263	icv	5.0	5.1			102	
								9/20/2006	14:38	lcs_doc_6263	lcs	1.0	1.2			115	
								9/20/2006	14:45	ref_doc_6263	ref	5.0	5.1			101	
6261004	ONL	ONL SD 0M	C	South Deep	Bulk Chem	9/18/2006	11 20	9/20/2006	15:28	dup1_doc_6263	dup1		3.6	3.6	0		
6261018	ONL	ONL SD 12M		South Deep	Bulk Chem	9/18/2006	12:40	9/20/2006	16:24		ms1		2.8				
								9/20/2006	16:34	ms1_doc_6263	ms1	1.0	3.8				101
								9/20/2006	16:47	ccv2_doc_6263	ccv2	5.0	5.0			100	
6261024	ONL	ONL SD 16M	C	South Deep	Bulk Chem	9/18/2006	13:45	9/20/2006	17:34	dup2_doc_6263	dup2		3.3	3.4	1		
								9/28/2006	15:34	icv_doc_6271	icv	5.0	4.9			97	
								9/28/2006	15:41	icb_doc_6271	icb	0.0	0.1				
								9/28/2006	15:47	lcs_doc_6271	lcs	1.0	1.1			106	
								9/28/2006	15:54	ref_doc_6271	ref	5.0	4.9			98	
6268007	ONL	ONL SD 0M	C	South Deep	bulk chem	9/25/2006	9:00	9/28/2006	16:38	dup1_doc_6271	dup1		3.4	3.4	0		
6268022	ONL	ONL SD 12M		South Deep	bulk chem	9/25/2006	10 27	9/28/2006	17:34		ms1		2.9				
								9/28/2006	17:43	ms1_doc_6271	ms1	1.0	3.8				98
								9/28/2006	17:49	ccb2_doc_6271	ccb2	0.0	0.1				
								9/28/2006	17:57	ccv2_doc_6271	ccv2	5.0	4.9			99	

UFI Lab ID	System Code	Client ID	Triplicate	Station Name	Field Container Code	Sampling Date	Sampling Time	Analysis Date	Analysis Time	QA ID	QA type	QA Nominal conc. DOC	DOC	DUP	DUP RPD	RECOVERY	MS RECOVERY
6268028	ONL	ONL SD 16M	C	South Deep	bulk chem	9/25/2006	11:10	9/28/2006	18:43	dup2_doc_6271	dup2		3.1	3.2	1		
								10/6/2006	16:52	icb_doc_6279	icb	0.0	0.1				
								10/6/2006	19:01	ccb2_doc_6279	ccb2	0.0	0.2				
								10/6/2006	21:13	ccb3_doc_6279	ccb3	0.0	0.1				
								10/6/2006	16:46	icv_doc_6279	icv	5.0	4.9			98	
								10/6/2006	16:59	lcs_doc_6279	lcs	1.0	1.1			111	
								10/6/2006	17:06	ref_doc_6279	ref	5.0	5.0			100	
6275004	ONL	ONL SD 0M	C	South Deep	Bulk Chem	10/2/2006	9:20	10/6/2006	17:49	dup1_doc_6279	dup1		3.2	3.3	0		
6275019	ONL	ONL SD 12M		South Deep	Bulk Chem	10/02/2006	11:15:00		18:45	ms1	ms1		2.9				
								10/6/2006	18:55	ms1_doc_6279	ms1	1.0	3.9				103
								10/6/2006	19:08	ccv2_doc_6279	ccv2	5.0	4.9			98	
6275024	ONL	ONL SD 16M	B	South Deep	Bulk Chem	10/2/2006	11 50	10/6/2006	19:46	dup2_doc_6279	dup2		3.0	3.0	0		
6150004	ONL	ONL SD 0M	C	South Deep	Bulk Chem	5/30/2006	9:28	10/6/2006	20:47	dup3_doc_6279	dup3		3.5	3.5	0		
								10/6/2006	21:20	ccv3_doc_6279	ccv3	5.0	4.9			97	
								10/12/2006	18:41	ccb2_doc_6285	ccb2	0.0	0.2				
								10/12/2006	16:32	icb_doc_6285	icb	0.0	0.1				
								10/12/2006	16:25	icv_doc_6285	icv	5.0	4.9			99	
								10/12/2006	16:38	lcs_doc_6285	lcs	1.0	1.0			99	
								10/12/2006	16:46	ref_doc_6285	ref	5.0	5.0			101	
6282006	ONL	ONL SD 0M	C	South Deep	Bulk Chem	10/9/2006	9:13	10/12/2006	17:29	dup1_doc_6285	dup1		3.3	3.3	2		
6282021	ONL	ONL SD 12M		South Deep	Bulk Chem	10/9/2006	10:18	10/12/2006	18:25		ms1		3.0				
								10/12/2006	18:34	ms1_doc_6285	ms1	1.0	4.0				95
								10/12/2006	18:48	ccv2_doc_6285	ccv2	5.0	4.9			98	
6282027	ONL	ONL SD 16M	C	South Deep	Bulk Chem	10/9/2006	11 50	10/12/2006	19:34	dup2_doc_6285	dup2		3.1	3.1	1		
								10/19/2006	14:22	icb_doc_6292	icb	0.0	0.2				
								10/19/2006	16:31	ccb2_doc_6292	ccb2	0.0	0.1				
								10/19/2006	14:16	icv_doc_6292	icv	5.0	4.9			99	
								10/19/2006	14:29	lcs_doc_6292	lcs	1.0	1.0			103	
								10/19/2006	14:36	ref_doc_6292	ref	5.0	4.8			96	
6289004	ONL	ONL SD 0M	C	South Deep	Bulk Chem	10/16/2006	9:28	10/19/2006	15:19	dup1_doc_9292	dup1		3.3	3.4	0		
6289019	ONL	ONL SD 12M		South Deep	Bulk Chem	10/16/2006	10:45	10/19/2006	16:15		ms1		3.2				
								10/19/2006	16:24	ms1_doc_6292	ms1	1.0	4.1				94
								10/19/2006	16:38	ccv2_doc_6292	ccv2	5.0	4.9			98	
6289025	ONL	ONL SD 16M	C	South Deep	Bulk Chem	10/16/2006	11:10	10/19/2006	17:24	dup2_doc_6292	dup2		3.0	3.0	0		
								10/26/2006	16:17	icb_doc_6299	icb	0.0	0.1				
								10/26/2006	18:26	ccb2_doc_6299	ccb2	0.0	0.1				
								10/26/2006	23:49	ccb5_doc_6299	ccb5	0.0	0.1				
								10/26/2006	16:11	icv_doc_6299	icv	5.0	4.8			96	
								10/26/2006	16:24	lcs_doc_6299	lcs	1.0	1.0			97	
								10/26/2006	16:31	ref_doc_6299	ref	5.0	4.8			96	
6296004	ONL	ONL SD 0M	C	South Deep	Bulk Chem	10/23/2006	9:30	10/26/2006	17:14	dup1_doc_6299	dup1		3.3	3.3	0		
6296019	ONL	ONL SD 12M		South Deep	Bulk Chem	10/23/2006	10 28	10/26/2006	18:10		ms1		3.2				
								10/26/2006	18:19	ms1_doc_6299	ms1	1.0	4.1				94
								10/26/2006	18:33	ccv2_doc_6299	ccv2	5.0	4.8			96	
6296025	ONL	ONL SD 16M	C	South Deep	Bulk Chem	10/23/2006	10 54	10/26/2006	19:19	dup2_doc_6299	dup2		3.2	3.2	0		
6156002	ONL	ONL SD 0M	A	South Deep	Bulk Chem	6/5/2006	9:00	10/26/2006	21:10		ms2		3.8				
								10/26/2006	21:19	ms2_doc_6299	ms2	1.0	4.7				87
								10/26/2006	22:01	ccb4_doc_6299	ccb4	0.0	0.2				
								10/26/2006	22:10	ccv4_doc_6299	ccv4	5.0	4.7			94	
6156019	ONL	ONL SD 12M		South Deep	Bulk Chem	6/5/2006	10 08	10/26/2006	22:56	dup4_doc_6299	dup4		3.7	3.7	1		
								10/26/2006	23:56	ccv5_doc_6299	ccv5	5.0	4.7			95	
								11/6/2006	14:13	icb_doc_6310	icb	0.0	0.1				
								11/6/2006	16:22	ccb2_doc_6310	ccb2	0.0	0.2				
								11/6/2006	14:07	icv_doc_6310	icv	5.0	4.9			98	
								11/6/2006	14:20	lcs_doc_6310	lcs	1.0	1.0			104	
								11/6/2006	14:27	ref_doc_6310	ref	5.0	4.9			98	
6305004	ONL	ONL SD 0M	C	South Deep	Bulk Chem	11/1/2006	9:00	11/6/2006	15:10	dup1_doc_6310	dup1		3.2	3.2	0		
6305014	ONL	ONL SD 16M	B	South Deep	Bulk Chem	11/1/2006	10 35	11/6/2006	16:06		ms1		3.3				
								11/6/2006	16:16	ms1_doc_6310	ms1	1.0	4.3				101
								11/6/2006	16:29	ccv2_doc_6310	ccv2	5.0	4.9			98	
								11/17/2006	15:53	icb_doc_6321	icb	0.0	0.1				
								11/17/2006	18:01	ccb2_doc_6321	ccb2	0.0	0.1				
								11/17/2006	15:47	icv_doc_6321	icv	5.0	4.9			98	

UFI Lab ID	System Code	Client ID	Triplicate	Station Name	Field Container Code	Sampling Date	Sampling Time	Analysis Date	Analysis Time	QA ID	QA type	QA Nominal conc. DOC	DOC	DUP	DUP RPD	RECOVERY	MS RECOVERY
								11/17/2006	16:00	lcs_doc_6321	lcs	1.0	1.0			105	
								11/17/2006	16:07	ref_doc_6321	ref	5.0	5.1			102	
6318128	ONL	ONL SD 0M	C	South Deep	Bulk Chem	11/14/2006	10 00	11/17/2006	16:50	dup1_doc_6321	dup1		3.4	3.4	0		
6318137	ONL	ONL SD 16M	B	South Deep	Bulk Chem	11/14/2006	10:45	11/17/2006	17:46		ms1		3.4				
								11/17/2006	17:55	ms1_doc_6321	ms1	1.0	4.4				101
								11/17/2006	18:09	ccv2_doc_6321	ccv2	5.0	4.9			98	
								11/30/2006	16:43	icb_doc_6334	ICB	0.0	0.1				
								11/30/2006	18:53	ccb2_doc_6334	CCB2	0.0	0.1				
								11/30/2006	16:37	icv_doc_6334	icv	5.0	4.9			98	
								11/30/2006	16:51	lcs_doc_6334	LCS	10.0	9.7			97	
								11/30/2006	16:58	ref_doc_6334	REF	5.0	4.9			99	
6331014	ONL	ONL SD 16M	B	South Deep	Bulk_Chem	11/27/2006	9:45	11/30/2006	18:37		MS1		3.2				
								11/30/2006	18:47	ms1_doc_6334	MS1	10.0	12.6				94
								11/30/2006	19:00	ccv2_doc_6334	CCV2	5.0	4.8			96	

This table has not been formatted for printing.

UPSTATE FRESHWATER INSTITUTE
PO Box 506
Syracuse, NY 13214
Contact: Dave Matthew Lab Manager: Jennifer Aicher
Phone: 315-431-4962 Phone: 315-431-4962 ext.115

Prepared for Linda Cook of Exponent Date of issue: 12/27/06

Chloride Method: SM18-20 4500 Cl C

LOQ 100 mgCl/L
LOD 10 mgCl/L

UFI Lab ID	System Code	Client ID	Triplicate	Station Name	Field Container Code	Sampling Date	Sampling Time (HH:MM)	Analysis Date	Analysis Time (HH:MM)	QA ID	QA type	QA Nominal conc. Cl (mg/L)	Cl (mg/L)	DUP (mg/L)	DUP RPD %	Recovery %
								5/2/06	9:46	MB_Cl_6122	MB	0	3.3			
6121018	ONL	ONL SD 11M		South Deep	Bulk Chem	5/1/06	10:02	5/2/06	10:09	DUP1_Cl_6122	DUP1		400.0	400.0	0	
6121027	ONL	ONL SD 18M		South Deep	Bulk Chem	5/1/06	10:40	5/2/06	10:23	MS1_Cl_6122	MS1	303	400.0			99
								5/2/06	10:30	LCS_Cl_6122	LCS	101	103.3			102
								5/9/06	10:01	MB_Cl_6129	MB	0	3.3			
6128005	ONL	ONL SD 1M		South Deep	Bulk Chem	5/8/06	9:00	5/9/06	10:09	DUP1_Cl_6129	DUP1		410.0	400.0	1	
6128010	ONL	ONL SD 3M		South Deep	Bulk Chem	5/8/06	9:10	5/9/06	10:13	DUP2_Cl_6129	DUP2		400.0	400.0	0	
6128022	ONL	ONL SD 15M		South Deep	Bulk Chem	5/8/06	10:22	5/9/06	10:28	DUP3_Cl_6129	DUP3		400.0	400.0	0	
6128026	ONL	ONL SD 17M		South Deep	Bulk Chem	5/8/06	10:37	5/9/06	10:34	MS1_Cl_6129	MS1	303	400.0			99
								5/9/06	10:42	LCS_Cl_6129	LCS	101	110.0			109
								5/16/06	9:33	MB_CL_6136	MB	0	5.0			
6135005	ONL	ONL SD 1M		South Deep	Bulk Chem	5/15/06	9:20	5/16/06	10:00	DUP1_CL_6136	DUP1		430.0	430.0	0	
6135019	ONL	ONL SD 12M		South Deep	Bulk Chem	5/15/06	10:23	5/16/06	10:45	MS1_CL_6136	MS1	303	410.0			109
6135022	ONL	ONL SD 15M		South Deep	Bulk Chem	5/15/06	10:45	5/16/06	11:00	DUP2_CL_6136	DUP2		420.0	410.0	1	
								5/16/06	11:45	LCS_CL_6136	LCS	101	110.0			109
								5/23/06	14:12	MB_CL_6143	MB	0	5.0			
								5/23/06	14:15	LCS_CL_6143	LCS	100	100.7			101
								5/23/06	14:18	REF_CL_6143	REF	1000	986.7			99
6142003	ONL	ONL SD 0M	B	South Deep	Bulk Chem	5/22/06	9:18	5/23/06	14:26	DUP1_CL_6143	DUP1		422.9	422.9	0	
6142014	ONL	ONL SD 7M		South Deep	Bulk Chem	5/22/06	10:05	5/23/06	14:53	DUP2_CL_6143	DUP2		422.9	412.8	1	
6142024	ONL	ONL SD 16M	B	South Deep	Bulk Chem	5/22/06	11:12	5/23/06	15:23	DUP3_CL_6143	DUP3		412.8	412.8	0	
6142028	ONL	ONL SD 19M		South Deep	Bulk Chem	5/22/06	11:45	5/23/06	15:37	MS1_CL_6143	MS1	100	443.0			111
								5/31/06	10:11	MB_CL_6151_2	MB	0	4.9			
								5/31/06	10:13	LCS_CL_6151_2	LCS	100	107.2			107
								5/31/06	10:15	REF_CL_6151_2	REF	1000	1072.1			107
6150003	ONL	ONL SD 0M	B	South Deep	Bulk Chem	5/30/06	9:28	5/31/06	10:21	DUP1_CL_6151_2	DUP1		399.6	419.1	2	
6150015	ONL	ONL SD 8M		South Deep	Bulk Chem	5/30/06	10:18	5/31/06	10:41	DUP2_CL_6151_2	DUP2		409.3	409.3	0	
6150018	ONL	ONL SD 11M		South Deep	Bulk Chem	5/30/06	10:30	5/31/06	10:49	MS1_CL_6151_2	MS1	100	399.6			97
								5/31/06	10:53	MSD_CL_6151_2	MSD	100	399.6			97
6150026	ONL	ONL SD 17M		South Deep	Bulk Chem	5/30/06	11:08	5/31/06	11:09	DUP3_CL_6151_2	DUP3		399.6	399.6	0	
								6/7/06	11:01	MB_CL_6158	MB	0	15.0			
								6/7/06	11:03	LCS_CL_6158	LCS	100	110.0			110
								6/7/06	11:05	REF_CL_6158	REF	1000	1000.0			100
6156004	ONL	ONL SD 0M	C	South Deep	Bulk Chem	6/5/06	9:00	6/7/06	11:11	DUP1_CL_6158, MS1_CL_6158	DUP1,MS1	100	420.0	420.0	0	130
6156014	ONL	ONL SD 7M		South Deep	Bulk Chem	6/5/06	9:47	6/7/06	11:26	DUP2_CL_6158	DUP2		440.0	430.0	1	
6156024	ONL	ONL SD 16M	B	South Deep	Bulk Chem	6/5/06	10:35	6/7/06	11:45	DUP3_CL_6158, MS2_CL_615	DUP3,MS2	100	450.0	450.0	0	100
								6/13/06	10:07	MB_CL_6164	MB	0	4.9			
								6/13/06	10:09	LCS_CL_6164	LCS	100	146.1			146
								6/13/06	10:11	REF_CL_6164	REF	1000	974.1			97
6163004	ONL	ONL SD 0M	A	South Deep	Bulk Chem	6/12/06	9:20	6/13/06	10:14	DUP1_CL_6164, MS1_CL_616	DUP1,MS1	100	399.4	409.1	1	97
6163015	ONL	ONL SD 6M		South Deep	Bulk Chem	6/12/06	9:50	6/13/06	10:31	DUP2_CL_6164	DUP2		399.4	399.4	0	
6163026	ONL	ONL SD 16M	B	South Deep	Bulk Chem	6/12/06	10:40	6/13/06	10:51	DUP3_CL_6164	DUP3		409.1	399.4	1	
								6/20/06	10:06	MB_Cl_6171	MB	0	5.0			
								6/20/06	10:08	LCS_Cl_6171	LCS	100	110.0			110
								6/20/06	10:10	REF_Cl_6171	REF	1000	960.0			96
6170002	ONL	ONL SD 0M	A	South Deep	Bulk Chem	6/19/06	9:15	6/20/06	10:13	DUP1_Cl_6171, MS1_Cl_6171	DUP1, MS1	100	450.0	450.0	0	80
6170014	ONL	ONL SD 7M		South Deep	Bulk Chem	6/19/06	9:54	6/20/06	10:31	DUP2_Cl_6171	DUP2		420.0	420.0	0	

UFI Lab ID	System Code	Client ID	Triplicate	Station Name	Field Container Code	Sampling Date	Sampling Time	Analysis Date	Analysis Time	QA ID	QA type	QA Nominal conc. Cl	Cl	DUP	DUP RPD	Recovery
6170025	ONL	ONL SD 16M	C	South Deep	Bulk Chem	6/19/06	11:00	6/20/06	10:52	DUP3_Cl_6171	DUP3		440.0	440.0	0	
								6/27/06	9:46	MB_CL_6178	MB	0	5.0			
								6/27/06	9:47	LCS_CL_6178	LCS	100	99.3			99
								6/27/06	9:49	REF_CL_6178	REF	1000	993.5			99
6177002	ONL	ONL SD 0M	A	South Deep	Bulk Chem	6/26/06	10:00	6/27/06	9:52	DUP1_CL_6178, MS1_CL_617	DUP1, MS1	100	278.2	288.1	2	119
6177013	ONL	ONL SD 6M		South Deep	Bulk Chem	6/26/06	10:48	6/27/06	10:07	DUP2_CL_6178	DUP2		377.5	367.6	1	
6177024	ONL	ONL SD 16M	B	South Deep	Bulk Chem	6/26/06	12:02	6/27/06	10:24	DUP3_CL_6178	DUP3		427.2	437.1	1	
								7/6/06	8:47	MB_CL_6187	MB	0	0.5			
								7/6/06	8:49	LCS_CL_6187	LCS	100	109.3			109
								7/6/06	8:52	REF_CL_6187	REF	1000	993.5			99
6185003	ONL	ONL SD 0M	B	South Deep	Bulk Chem	7/4/06	10:00	7/6/06	9:01	DUP1_CL_6187	DUP1		377.5	377.5	0	
6185006	ONL	ONL SD 2M		South Deep	Bulk Chem	7/4/06	10:12	7/6/06	9:08		MS1		377.5			
								7/6/06	9:10	MS1_CL_6187	MS1	100	496.7			119
6185014	ONL	ONL SD 7M		South Deep	Bulk Chem	7/4/06	10:43	7/6/06	9:24	DUP2_CL_6187	DUP2		496.7	496.7	0	
6185025	ONL	ONL SD 16M	C	South Deep	Bulk Chem	7/4/06	11:53	7/6/06	9:52	DUP3_CL_6187	DUP3		447.1	447.1	0	
								7/11/06	11:31	MB_CL_6192	MB	0	0.5			
								7/11/06	11:32	LCS_CL_6192	LCS	100	99.3			99
								7/11/06	11:33	REF_CL_6192	REF	1000	993.5			99
6191024	ONL	ONL SD 0M	A	South Deep	Bulk Chem	7/10/06	9:30	7/11/06	11:37	DUP1_CL_6192	DUP1		447.1	447.1	0	
6191027	ONL	ONL SD 1M		South Deep	Bulk Chem	7/10/06	9:39	7/11/06	11:41		MS1		447.1			
								7/11/06	11:42	MS1_CL_6192	MS1	100	526.5			79
6191034	ONL	ONL SD 5M		South Deep	Bulk Chem	7/10/06	10:05	7/11/06	11:48	DUP2_CL_6192	DUP2		447.1	447.1	0	
6191047	ONL	ONL SD 16M	C	South Deep	Bulk Chem	7/10/06	11:42	7/11/06	12:06	DUP3_CL_6192	DUP3		447.1	437.1	2	
								7/25/06	13:00	LCS_CL_6206	LCS	100	148.0			148
6205008	ONL	ONL SD 0M	C	South Deep	Bulk Chem	7/24/06	9:10	7/25/06	13:07		MS1		345.4			
								7/25/06	13:08	MS1_CL_6206	MS1	100	513.2			168
								7/25/06	13:00	MB_CL_6206	MB	0	4.9			
								7/25/06	13:00	REF_CL_6206	REF	1000	986.9			99
6205007	ONL	ONL SD 0M	B	South Deep	Bulk Chem	7/24/06	9:10	7/25/06	13:05	DUP1_CL_6206	DUP1		355.3	355.3	0	
6205018	ONL	ONL SD 7M		South Deep	Bulk Chem	7/24/06	10:14	7/25/06	13:19	DUP2_CL_6206	DUP2		444.1	444.1	0	
6205028	ONL	ONL SD 16M	B	South Deep	Bulk Chem	7/24/06	11:47	7/25/06	13:35	DUP3_CL_6206	DUP3		444.1	444.1	0	
								8/1/06	14:08	LCS_CL_6213	LCS	100	138.2			138
								8/1/06	14:13	MS1_CL_6213	MS1	100	454.0			138
								8/1/06	14:07	MB_CL_6213	MB	0	4.9			
								8/1/06	14:09	REF_CL_6213	REF	1000	986.9			99
6212002	ONL	ONL SD 0M	A	South Deep	Bulk Chem	7/31/06	9:00	8/1/06	14:12	DUP1_CL_6213	DUP1,MS1		315.8	315.8	0	
6212014	ONL	ONL SD 7M		South Deep	Bulk Chem	7/31/06	9:40	8/1/06	14:24	DUP2_CL_6213	DUP2		355.3	365.2	3	
6212027	ONL	ONL SD 18M		South Deep	Bulk Chem	7/31/06	11:45	8/1/06	14:38	DUP3_CL_6213	DUP3		444.1	444.1	0	
								8/8/06	14:11	MB_CL_6220	MB	0	4.9			
								8/8/06	14:12	LCS_CL_6220	LCS	100	98.0			98
								8/8/06	14:13	REF_CL_6220	REF	1000	980.4			98
6219010	ONL	ONL SD 0M	A	South Deep	Bulk Chem	8/7/06	9:30	8/8/06	14:17	DUP1_CL_6220	DUP1		343.1	343.1	0	
6219018	ONL	ONL SD 3M		South Deep	Bulk Chem	8/7/06	11:23	8/8/06	14:23		MS1		343.1			
								8/8/06	14:25	MS1_CL_6220	MS1	100	441.2			98
6219021	ONL	ONL SD 6M		South Deep	Bulk Chem	8/7/06	11:38	8/8/06	14:30	DUP2_CL_6220	DUP2		343.1	343.1	0	
								8/15/06	10:32	MB_CL_6227	MB	0	4.9			
								8/15/06	10:34	LCS_CL_6227	LCS	100	98.7			99
								8/15/06	10:36	REF_CL_6227	REF	1000	986.9			99
6226008	ONL	ONL SD 0M	A	South Deep	Bulk Chem	8/14/06	9:15	8/15/06	10:43	DUP1_CL_6227	DUP1		345.4	345.4	0	
6226019	ONL	ONL SD 6M		South Deep	Bulk Chem	8/14/06	10:10	8/15/06	11:02		MS1		365.2			
								8/15/06	11:04	MS1_CL_6227	MS1	100	463.9			99
6226021	ONL	ONL SD 8M		South Deep	Bulk Chem	8/14/06	10:30	8/15/06	11:11	DUP2_CL_6227	DUP2		444.1	444.1	0	
6226032	ONL	ONL SD 17M		South Deep	Bulk Chem	8/14/06	12:38	8/15/06	11:39	DUP3_CL_6227	DUP3		434.2	434.2	0	
								8/22/06	10:23	MB_CL_6234	MB	0	4.9			
								8/22/06	10:24	LCS_CL_6234	LCS	200	205.9			103
								8/22/06	10:25	REF_CL_6234	REF	1000	1000.3			100

UFI Lab ID	System Code	Client ID	Triplicate	Station Name	Field Container Code	Sampling Date	Sampling Time	Analysis Date	Analysis Time	QA ID	QA type	QA Nominal conc. Cl	Cl	DUP	DUP RPD	Recovery
6233003	ONL	ONL SD 0M	A	South Deep	Bulk Chem	8/21/06	8:40	8/22/06	10:29	DUP1_CL_6234	DUP1		362.8	372.6	3	
6233006	ONL	ONL SD 1M		South Deep	Bulk Chem	8/21/06	8:45	8/22/06	10:33		MS1		353.0			
								8/22/06	10:34	MS1_CL_6234	MS1	200	549.2			98
6233014	ONL	ONL SD 6M		South Deep	Bulk Chem	8/21/06	9:20	8/22/06	10:41	DUP2_CL_6234	DUP2		392.3	392.3	0	
								8/30/06	10:21	MB_CL_6242	MB	0	4.9			
								8/30/06	10:23	LCS_CL_6242	LCS	100	108.6			109
								8/30/06	10:25	REF_CL_6242	REF	1000	967.2			97
6241036	ONL	ONL SD 0M	A	South Deep	Bulk Chem	8/29/06	9:15	8/30/06	10:31	DUP1_CL_6242	DUP1		404.6	394.8	2	
6241039	ONL	ONL SD 1M		South Deep	Bulk Chem	8/29/06	9:19	8/30/06	10:37		MS1		394.8			
								8/30/06	10:39	MS1_CL_6242	MS1	100	493.5			99
6241047	ONL	ONL SD 6M		South Deep	Bulk Chem	8/29/06	9:45	8/30/06	10:51	DUP2_CL_6242	DUP2		394.8	384.9	3	
6248017	ONL	ONL SD 2M		South Deep	Bulk Chem	9/5/06	9:25	9/6/06	9:45		MS1		407.3			
								9/6/06	9:31	MB_CL_6249	MB	0	5.0			
								9/6/06	9:33	LCS_CL_6249	LCS	100	99.3			99
								9/6/06	9:34	REF_CL_6249	REF	1000	993.5			99
6248013	ONL	ONL SD 0M	A	South Deep	Bulk Chem	9/5/06	9:00	9/6/06	9:39	DUP1_CL_6249	DUP1		407.3	397.4	2	
								9/6/06	9:47	MS1_CL_6249	MS1	100	496.7			89
6248024	ONL	ONL SD 6M		South Deep	Bulk Chem	9/5/06	9:41	9/6/06	9:55	DUP2_CL_6249	DUP2		427.2	417.3	2	
6248037	ONL	ONL SD 17M		South Deep	Bulk Chem	9/5/06	11:08	9/6/06	10:16	DUP3_CL_6249	DUP3		447.1	447.1	0	
								9/12/06	9:31	MB_CL_6255	MB	0	4.9			
								9/12/06	9:33	LCS_CL_6255	LCS	100	108.6			109
								9/12/06	9:34	REF_CL_6255	REF	1000	986.9			99
6254003	ONL	ONL SD 0M	A	South Deep	Bulk Chem	9/11/06	8:50	9/12/06	9:39	DUP1_Cl_6255	DUP1		473.7	473.7	0	
6254018	ONL	ONL SD 10M		South Deep	Bulk Chem	9/11/06	9:53	9/12/06	9:57		MS1		532.9			
								9/12/06	9:58	MS1_CL_6255	MS1	100	641.5			109
6254026	ONL	ONL SD 16M	C	South Deep	Bulk Chem	9/11/06	10:32	9/12/06	10:12	DUP2_Cl_6255	DUP2		444.1	444.1	0	
								9/19/06	11:21	MB_CL_6262	MB	0	5.0			
								9/19/06	11:22	LCS_CL_6262	LCS	100	100.0			100
								9/19/06	11:23	REF_CL_6262	REF	1000	1000.0			100
6261002	ONL	ONL SD 0M	A	South Deep	Bulk Chem	9/18/06	11:10	9/19/06	11:27	DUP1_Cl_6262	DUP1		430.0	430.0	0	
6261004	ONL	ONL SD 0M	C	South Deep	Bulk Chem	9/18/06	11:20	9/19/06	11:30		MS1		400.0			
								9/19/06	11:31	MS1_CL_6262	MS1	100	500.0			100
6261012	ONL	ONL SD 6M		South Deep	Bulk Chem	9/18/06	11:47	9/19/06	11:40	DUP2_Cl_6262	DUP2		430.0	430.0	0	
								9/26/06	10:52	LCS_CL_6269	LCS	100	99.3			99
								9/26/06	10:51	MB_CL_6269	MB	0	5.0			
								9/26/06	10:53	REF_CL_6269	REF	1000	993.5			99
6268006	ONL	ONL SD 0M	B	South Deep	Bulk Chem	9/25/06	9:00	9/26/06	10:59	DUP1_Cl_6269	DUP1		437.1	427.2	2	
6268008	ONL	ONL SD 1M		South Deep	Bulk Chem	9/25/06	9:13	9/26/06	11:01		MS1		447.1			
								9/26/06	11:02	MS1_CL_6269	MS1	100	546.4			99
6268016	ONL	ONL SD 6M		South Deep	Bulk Chem	9/25/06	9:45	9/26/06	11:10	DUP2_Cl_6269	DUP2		447.1	447.1	0	
								10/3/06	10:31	MB_CL_6276	MB	0	5.0			
								10/3/06	10:32	LCS_CL_6276	LCS	100	99.3			99
								10/3/06	10:34	REF_CL_6276	REF	1000	993.5			99
6275002	ONL	ONL SD 0M	A	South Deep	Bulk Chem	10/2/06	9:20	10/3/06	10:38	DUP1_Cl_6276	DUP1		447.1	447.1	0	
6275004	ONL	ONL SD 0M	C	South Deep	Bulk Chem	10/2/06	9:20	10/3/06	10:41		MS1		447.1			
								10/3/06	10:43	MS1_CL_6276	MS1	100	556.3			109
6275013	ONL	ONL SD 6M		South Deep	Bulk Chem	10/2/06	9:59	10/3/06	10:53	DUP2_Cl_6276	DUP2		447.1	447.1	0	
								10/10/06	10:01	MB_CL_6283_2	MB	0	5.0			
								10/10/06	10:02	LCS_CL_6283_2	LCS	100	99.3			99
								10/10/06	10:04	REF_CL_6283_2	REF	1000	993.5			99
6282007	ONL	ONL SD 1M		South Deep	Bulk Chem	10/9/06	9:16	10/10/06	10:13	DUP1_Cl_6283_2	DUP1		447.1	447.1	0	
6282015	ONL	ONL SD 6M		South Deep	Bulk Chem	10/9/06	9:56	10/10/06	10:20		MS1		447.1			
								10/10/06	10:21	MS1_CL_6283_2	MS1	100	546.4			99
6282025	ONL	ONL SD 16M	A	South Deep	Bulk Chem	10/9/06	11:50	10/10/06	10:37	DUP2_Cl_6283_2	DUP2		496.7	496.7	0	
								10/17/06	9:33	LCS_CL_6290	LCS	100	99.3			99
								10/17/06	9:31	MB_CL_6290	MB	0	5.0			

UFI Lab ID	System Code	Client ID	Triplicate	Station Name	Field Container Code	Sampling Date	Sampling Time	Analysis Date	Analysis Time	QA ID	QA type	QA Nominal conc. Cl	Cl	DUP	DUP RPD	Recovery
								10/17/06	9:35	REF_CL_6290	REF	1000	986.9			99
6289002	ONL	ONL SD 0M	A	South Deep	Bulk Chem	10/16/06	9:28	10/17/06	9:41	DUP1_CL_6290	DUP1		496.7	496.7	0	
6289005	ONL	ONL SD 1M		South Deep	Bulk Chem	10/16/06	9:35	10/17/06	9:47		MS1		496.7			
								10/17/06	9:49	MS1_CL_6290	MS1	100	596.0			99
6289013	ONL	ONL SD 6M		South Deep	Bulk Chem	10/16/06	10:09	10/17/06	10:00	DUP2_CL_6290	DUP2		496.7	496.7	0	
								10/24/06	15:11	MB_CL_6297	MB	0	4.9			
								10/24/06	15:13	LCS_CL_6297	LCS	100	98.7			99
								10/24/06	15:15	REF_CL_6297	REF	1000	986.9			99
6296002	ONL	ONL SD 0M	A	South Deep	Bulk Chem	10/23/06	9:30	10/24/06	15:21	DUP1_CL_6297	DUP1		444.1	444.1	0	
6296005	ONL	ONL SD 1M		South Deep	Bulk Chem	10/23/06	9:34	10/24/06	15:27		MS1		424.4			
								10/24/06	15:29	MS1_CL_6297	MS1	100	523.1			99
6296013	ONL	ONL SD 6M		South Deep	Bulk Chem	10/23/06	10:03	10/24/06	15:40	DUP2_CL_6297	DUP2		424.4	434.2	2	
								11/2/06	9:47	MB_CL_6306_2	MB	0	5.0			
								11/2/06	9:50	LCS_CL_6306_2	LCS	100	100.0			100
								11/2/06	9:52	REF_CL_6306_2	REF	1000	1000.0			100
6305002	ONL	ONL SD 0M	A	South Deep	Bulk Chem	11/1/06	9:00	11/2/06	10:00	DUP1_CL_6306_2	DUP1		400.0	400.0	0	
6305006	ONL	ONL SD 2M		South Deep	Bulk Chem	11/1/06	9:10	11/2/06	10:07		MS1		400.0			
								11/2/06	10:10	MS1_CL_6306_2	MS1	100	510.0			110
6305014	ONL	ONL SD 16M	B	South Deep	Bulk Chem	11/1/06	10:35	11/2/06	10:25	DUP2_CL_6306_2	DUP2		440.0	440.0	0	
								11/15/06	9:22	MB_CL_6319	MB	0	5.0			
								11/15/06	9:24	LCS_CL_6319	LCS	100	109.3			109
								11/15/06	9:26	REF_CL_6319	REF	1000	993.5			99
6318126	ONL	ONL SD 0M	A	South Deep	Bulk Chem	11/14/06	9:50	11/15/06	9:33	DUP1_CL_6319	DUP1		397.4	397.4	0	
6318129	ONL	ONL SD 2M		South Deep	Bulk Chem	11/14/06	10:10	11/15/06	9:40		MS1		397.4			
								11/15/06	9:42	MS1_CL_6319	MS1	100	496.7			99
6318137	ONL	ONL SD 16M	B	South Deep	Bulk Chem	11/14/06	10:45	11/15/06	9:55	DUP2_CL_6319	DUP2		407.3	407.3	0	
								11/28/06	9:32	MB_CL_6332	MB	0	5.0			
								11/28/06	9:34	LCS_CL_6332	LCS	100	100.0			100
								11/28/06	9:36	REF_CL_6332	REF	1000	1000.0			100
6331002	ONL	ONL SD 0M	A	South Deep	Bulk Chem	11/27/06	8:30	11/28/06	9:43	DUP1_CL_6332	DUP1		350.0	360.0	3	
6331006	ONL	ONL SD 2M		South Deep	Bulk Chem	11/27/06	8:40	11/28/06	9:50		MS1		360.0			
								11/28/06	9:52	MS1_CL_6332	MS1	100	450.0			90
6331014	ONL	ONL SD 16M	B	South Deep	Bulk Chem	11/27/06	9:45	11/28/06	10:06	DUP2_CL_6332	DUP2		380.0	380.0	0	

This table has not been formatted for printing.

UPSTATE FRESHWATER INSTITUTE
PO Box 506
Syracuse, NY 13214
Contact: Dave Matthews Lab Manager: Jennifer Aicher
Phone: 315-431-4962 e Phone: 315-431-4962 ext.115

Prepared for Linda Cook of Exponent

Date of issue: 1/3/07

Method: EPA 445

LOQ 0.5 ug/L
LOD 0.2 ug/L

UFI Lab ID	System Code	Client ID	Triplicate	Station Name	Field Container Code	Sampling Date	Sampling Time (HH:MM)	Analysis Date	Analysis Time (HH:MM)	QA ID	QA type	QA Nominal conc. Chl a (ug/L)	Chl a (ug/L)	DUP (ug/L)	DUP RPD %
6107020	ONL	ONL SD 14M		South Deep	Bulk Chem	4/17/06	10:52:00	4/20/06	15:14	Dup1_Chl_fl_6110	DUP1		5.9	5.9	0
		ONL SD 18M		South Deep	Bulk Chem	4/17/06	11:14:00	4/20/06	15:25	DUP2_Chl_fl_6110	DUP2		6.2	6.7	7
6087005	ONL	ONL SD Field T		South Deep	Bulk Chem	3/28/06	07:00:00	4/20/06	15:35	DUP3_Chl_fl_6110	DUP3		0.1	0.1	6
								4/20/06	15:42	CCB2_Chl_fl_6110	CCB2	0	0.1		
6093016	ONL	ONL SD 10M		South Deep	Bulk Chem	4/3/06	11:25:00	4/20/06	16:06	DUP4_Chl_fl_6110	DUP4		24.0	24.0	0
6100020	ONL	ONL SD 14M		South Deep	Bulk Chem	4/10/06	10:25:00	4/20/06	16:17	DUP7_Chl_fl_6110	DUP7		25.5	26.9	6
6093026	ONL	ONL SD 18M		South Deep	Bulk Chem	4/3/06	12:08:00	4/20/06	16:24	DUP5_Chl_fl_6110	DUP5		23.4	24.0	3
								4/20/06	16:27	DUP6_Chl_fl_6110	DUP6		24.0	24.0	0
								4/20/06	16:36	CCB3_Chl_fl_6110	CCB3	0	0.2		
								4/20/06	17:00	CCB4_Chl_fl_6110	CCB4	0	0.2		
6114006	ONL	ONL SD 2M		South Deep	Bulk Chem	4/24/06	09:07:00	5/11/06	1:39	DUP1_Chl_fl_6131	DUP1		6.1	6.1	0
6114026	ONL	ONL SD 18M		South Deep	Bulk Chem	4/24/06	10:27:00	5/11/06	1:49	DUP2_Chl_fl_6131	DUP2		4.1	3.9	4
6121001	ONL	ONL SD Field T		South Deep	Bulk Chem	5/1/06	7:10	5/11/06	1:52	DUP3_Chl_fl_6131	DUP3		0.0	0.0	
								5/11/06	1:55	CCB2_Chl_fl_6131	CCB2	0.0	0.0		
6121023	ONL	ONL SD 16M	A	South Deep	Bulk Chem	5/1/06	10:25	5/11/06	2:07	DUP4_Chl_fl_6131	DUP4		8.0	8.0	0
6121024	ONL	ONL SD 16M	B	South Deep	Bulk Chem	5/1/06	10:25	5/11/06	2:09	DUP5_Chl_fl_6131	DUP5		6.3	6.2	2
6128013	ONL	ONL SD 6M		South Deep	Bulk Chem	5/8/06	9:25	5/11/06	2:20	DUP6_Chl_fl_6131	DUP6		3.0	3.0	0
								5/11/06	2:22	CCB3_Chl_fl_6131	CCB3	0.0	0.0		
6128023	ONL	ONL SD 16M	A	South Deep	Bulk Chem	5/8/06	10:25	5/11/06	2:26	DUP7_Chl_fl_6131	DUP7		14.9	9.8	41
								5/11/06	2:50	CCB4_Chl_fl_6131	CCB4	0.0	0.0		
								5/11/06	3:00	CCB5_Chl_fl_6131	CCB5	0.0	0.0		
								5/24/06	14:16	ICB2_Chl_fl_6144	ICB	0.0	0.0		
								5/24/06	14:30	MB_Chl_fl_6144	MB	0.0	0.1		
6135004	ONL	ONL SD 0M	C	South Deep	BULK CHEM	5/15/06	9:10	5/24/06	14:45	DUP2_Chl_fl_6144	DUP2		17.7	17.4	2
6135011	ONL	ONL SD 4M		South Deep	BULK CHEM	5/15/06	9:44	5/24/06	14:50	DUP3_Chl_fl_6144	DUP3		15.1	15.2	1
6142011	ONL	ONL SD 4M		South Deep	BULK CHEM	5/22/06	9:49	5/24/06	14:57	DUP5_Chl_fl_6144	DUP5		18.8	18.5	2
								6/9/06	10:19	ICB_Chl_fl_6160	ICB	0.0	0.0		
								6/9/06	10:37	CCB2_Chl_fl_6160	CCB2	0.0	0.1		
6150006	ONL	ONL SD 2M		South Deep	Bulk Chem	5/30/06	9:47	6/9/06	11:04	DUP2_Chl_fl_6160	DUP2		24.1	21.0	14
								6/9/06	11:27	CCB3_Chl_fl_6160	CCB3	0.0	0.1		
								6/9/06	11:40	MB_Chl_fl_6160	MB	0.0	0.3		
								6/9/06	12:17	CCB4_Chl_fl_6160	CCB4	0.0	0.1		
								6/9/06	13:11	CCB5_Chl_fl_6160	CCB5	0.0	0.2		
								6/20/06	11:02	ICB_Chl_fl_6171	ICB	0.0	0.0		
								6/20/06	11:11	MB_Chl_fl_6171	MB	0.0	0.1		
6163008	ONL	ONL SD 2M		South Deep	Bulk Chem	6/12/06	9:30	6/20/06	11:52	DUP1_Chl_fl_6171	DUP1		22.1	19.3	14
								6/20/06	12:15	CCB3_Chl_fl_6171	CCB3	0.0	0.1		
6163013	ONL	ONL SD 4M		South Deep	Bulk Chem	6/12/06	9:41	6/20/06	13:05	DUP3_Chl_fl_6171	DUP3		14.7	15.2	3
								6/20/06	13:22	CCB4_Chl_fl_6171	CCB4	0.0	0.1		
								6/20/06	14:32	CCB5_Chl_fl_6171	CCB5	0.0	0.0		
6170023	ONL	ONL SD 16M	A	South Deep	Bulk Chem	6/19/06	11:00	7/6/06	13:38		DUP1		1.2	1.2	0
								7/6/06	13:42	CCB5_Chl_fl_6187	CCB5	0.0	0.0		

Chl

UFI Lab ID	System Code	Client ID	Triplicate	Station Name	Field Container Code	Sampling Date	Sampling Time	Analysis Date	Analysis Time	QA ID	QA type	QA Nominal conc. Chl a	Chl a	DUP	DUP RPD
								7/6/06	14:22	CCB6_Chl_fl_6187	CCB6	0.0	0.2		
								7/18/06	13:30	CCB7_Chl_fl_6199	CCB7	0.0	0.0		
6177023	ONL	ONL SD 16M	A	South Deep	Bulk Chem	6/26/06	12:02	7/18/06	14:24	DUP5_Chl_fl_6199	DUP5		0.5	0.6	18
								7/18/06	14:30	CCB9_Chl_fl_6199	CCB9	0.0	0.0		
6185023	ONL	ONL SD 16M	A	South Deep	Bulk Chem	7/4/06	11:55	7/25/06	15:22	DUP2_Chl_fl_6206	DUP2		0.5	0.5	0
6191037	ONL	ONL SD 8M		South Deep	Bulk Chem	7/10/06	10:34	7/28/06	13:33	DUP1_Chl_fl_6209	DUP1		3.0	2.9	3
								7/28/06	13:42	CCB4_Chl_fl_6209	CCB4	0.0	0.0		
								7/28/06	14:36	CCB5_Chl_fl_6209	CCB5	0.0	0.0		
								8/2/06	13:36	CCB3_Chl_fl_6214	CCB3	0.0	0.0		
6198025	ONL	ONL SD 16M	A	South Deep	Bulk Chem	7/17/06	11:19	8/2/06	14:33	DUP1_Chl_fl_6214	DUP1		0.7	0.7	0
								8/2/06	14:39	CCB4_Chl_fl_6214	CCB4	0.0	0.0		
								8/11/06	11:02	ICB_Chl_fl_6223	ICB	0.0	0.0		
								8/11/06	11:04	MB_Chl_fl_6223	MB	0.0	0.0		
								8/11/06	11:44	CCB2_Chl_fl_223	CCB2	0.0	0.0		
6205027	ONL	ONL SD 16M	A	South Deep	Bulk Chem	7/24/06	11:47	8/11/06	12:22	DUP1_Chl_fl_6223	DUP1		1.4	0.6	80
								8/11/06	12:26	CCB3_Chl_fl_6223	CCB3	0.0	0.0		
								8/16/06	12:42	ICB_Chl_fl_6228	ICB	0.0	0.0		
								8/16/06	12:45	MB_Chl_fl_6228	MB	0.0	0.0		
6212006	ONL	ONL SD 2M		South Deep	Bulk Chem	7/31/06	9:17	8/16/06	14:36	DUP2_Chl_fl_6228	DUP2		12.7	13.1	3
								8/24/06	11:34	ICB_Chl_fl_6236	ICB	0.0	0.0		
								8/24/06	11:39	MB_Chl_fl_6236	MB	0.0	0.0		
								8/24/06	13:13	CCB2_Chl_fl_6236	CCB2	0.0	0.0		
								8/24/06	14:48	CCB3_Chl_fl_6236	CCB3	0.0	0.0		
								8/24/06	16:22	CCB4_Chl_fl_6236	CCB4	0.0	0.0		
								8/24/06	17:57	CCB5_Chl_fl_6236	CCB5	0.0	0.0		
								8/24/06	19:36	CCB6_Chl_fl_6236	CCB6	0.0	0.0		
								8/24/06	21:01	CCB7_Chl_fl_6236	CCB7	0.0	0.0		
6233024	ONL	ONL SD 16M	A	South Deep	Chl	8/21/06	10:40	8/24/06	21:24	DUP5_Chl_fl_6236	DUP5		0.4	0.4	0
								8/24/06	22:36	CCB8_Chl_fl_6236	CCB8	0.0			
								9/6/06	13:22	ICB_Chl_fl_6249	ICB	0.0	0.0		
								9/6/06	13:24	MB_Chl_fl_6249	MB	0.0	0.3		
								9/6/06	14:12	CCB2_Chl_fl_6249	CCB2	0.0	0.0		
								9/21/06	11:03	ICB_Chl_fl_6264	ICB	0.0	0.0		
								9/21/06	11:07	MB_Chl_fl_6264	MB	0.0	0.1		
6248024	ONL	ONL SD 6M		South Deep	BULK CHEM	9/5/06	9:41	9/21/06	12:06	DUP1_Chl_fl_6264	DUP1		10.8	10.2	6
								9/21/06	12:20	CCB2_Chl_fl_6264	CCB2	0.0	0.0		
6254014	ONL	ONL SD 6M		South Deep	BULK CHEM	9/11/06	9:24	9/21/06	13:30	DUP2_Chl_fl_6264	DUP2		12.2	11.5	6
								9/21/06	13:37	CCB3_Chl_fl_6264	CCB3	0.0	0.0		
								9/21/06	14:54	CCB4_Chl_fl_6264	CCB4	0.0	0.0		
6261016	ONL	ONL SD 10M		South Deep	BULK CHEM	9/18/06	12:12	9/21/06	15:13	DUP3_Chl_fl_6264	DUP3		2.2	2.3	4
								10/18/06	10:31	ICB_Chl_fl_6291	ICB	0.0	0.0		
								10/18/06	10:33	MB_Chl_fl_6291	MB	0.0	0.0		
6268004	ONL	ONL SD Field T		South Deep	Bulk Chem	9/25/06	7:15	10/18/06	10:39	DUP1_Chl_fl_6291	DUP1		0.0	0.0	
								10/18/06	10:54	CCB2_Chl_fl_6291	CCB2	0.0	0.0		
								10/18/06	11:15	CCB3_Chl_fl_6291	CCB3	0.0	0.0		
6268020	ONL	ONL SD 10M		South Deep	Bulk Chem	9/25/06	10:10	10/18/06	11:21	DUP2_Chl_fl_6291	DUP2		2.3	3.2	33
								10/18/06	11:32	CCB4_Chl_fl_6291	CCB4	0.0	0.0		
								10/18/06	11:57	CCB5_Chl_fl_6291	CCB5	0.0	0.0		
6275015	ONL	ONL SD 8M		South Deep	Bulk Chem	10/2/06	10:15	10/18/06	12:07	DUP3_Chl_fl_6291	DUP3		5.0	6.5	26
								10/18/06	12:14	CCB6_Chl_fl_6291	CCB6	0.0	0.0		
								10/18/06	12:35	CCB7_Chl_fl_6291	CCB7	0.0	0.0		
6282013	ONL	ONL SD 4M		South Deep	Bulk Chem	10/9/06	9:42	10/18/06	12:49	DUP4_Chl_fl_6291	DUP4		8.0	13.8	53

UFI Lab ID	System Code	Client ID	Triplicate	Station Name	Field Container Code	Sampling Date	Sampling Time	Analysis Date	Analysis Time	QA ID	QA type	QA Nominal conc. Chl a	Chl a	DUP	DUP RPD
								10/18/06	12:56	CCB8_Chl_fl_6291	CCB8	0.0	0.0		
								10/18/06	13:17	CCB9_Chl_fl_6291	CCB9	0.0	0.0		
								10/18/06	13:38	CCB10_Chl_fl_6291	CCB10	0.0	0.0		
6289015	ONL	ONL SD 8M		South Deep	Bulk Chem	10/16/06	10:24	10/18/06	13:51	DUP5_Chl_fl_6291	DUP5		7.7	7.2	7
								10/18/06	14:03	CCB11_Chl_fl_6291	CCB11	0.0	0.0		
								10/27/06	11:33	ICB_Chl_fl_6300	ICB	0.0	0.0		
								10/27/06	11:36	MB_Chl_fl_6300	MB	0.0	0.1		
								10/27/06	12:41	CCB2_Chl_fl_6300	CCB2	0.0	0.0		
6296017	ONL	ONL SD 10M		South Deep	Chl	10/23/06	10:20	10/27/06	12:44	DUP1_Chl_fl_6300	DUP1		3.2	2.9	10
								11/22/06	8:48	ICB_Chl_fl_6326	ICB	0.0	0.0		
								11/22/06	8:51	MB_Chl_fl_6326	MB	0.0	0.0		
6305011	ONL	ONL SD 8M		South Deep	chl	11/1/06	9:45	11/22/06	9:44	DUP1_Chl_fl_6326	DUP1		2.0	1.1	58
								11/22/06	9:57	CCB2_Chl_fl_6326	CCB2	0.0	0.0		
6318136	ONL	ONL SD 16M	A	South Deep	chl	11/14/06	10:40	11/22/06	10:53	DUP2_Chl_fl_6326	DUP2		0.9	0.6	40
								11/22/06	11:00	CCB3_Chl_fl_6326	CCB3	0.0	0.0		
								12/5/06	10:01	ICB_Chl_fl_6339	ICB	0.0	0.0		
								12/5/06	10:03	MB_Chl_fl_6339	MB	0.0	0.1		
6331011	ONL	ONL SD 8M		South Deep	chl	11/27/06	9:20	12/5/06	10:30	DUP1_Chl_fl_6339	DUP1		4.4	4.1	7
								12/5/06	10:37	CCB2_Chl_fl_6339	CCB2	0.0	0.0		
								12/5/06	11:00	CCB3_Chl_fl_6339	CCB3	0.0	0.0		

This table has not been formatted for printing.

UPSTATE FRESHWATER INSTITUTE
PO Box 506
Syracuse, NY 13214
Contact: Dave Mattł Lab Manager: Jennifer Aicher
Phone: 315-431-49 Phone: 315-431-4962 ext.115

Prepared for Linda Cook of Exponent Date of issue: 1/3/2007

SM18 4500 S E

LOQ 1mg/L
LOD 0.5 mg/L

UFI Lab ID	System Code	Client ID	Triplicate	Station Name	Field Container Code	Sampling Date	Sampling Time (HH:MM)	Analysis Date	Analysis Time (HH:MM)	QA ID	QA type	QA Nominal conc. SULFIDE mg S/L	SULFIDE mg S/L	DUP mg S/L	DUP RPD %	RECOVERY %	MS RECOVERY %	Data Flags %	Comments

There is no QC for these samples. Our historic data is based on this method, and we do not have QC metrics available. We added the electrode method to produce more defensible results. We are in the process of comparing the results from the two methods.

This table has not been formatted for printing.

UPSTATE FRESHWATER INSTITUTE
PO Box 506
Syracuse, NY 13214
Contact: Dave Matthe Lab Manager: Jennifer Aicher
Phone: 315-431-4962 Phone: 315-431-4962 ext.115

Prepared for Linda Cook of Exponent Date of issue: 1/3/2007

SM 20 4500 S G

LOQ 32 ug/L
LOD 16 ug/L

UFI Lab ID	System Code	Client ID	Triplicate	Station Name	Field Container Code	Sampling Date	Sampling Time (HH:MM)	Analysis Date	Analysis Time (HH:MM)	QA ID	QA type	QA Nominal conc. SULFIDE (ugS/L)	SULFIDE (ugS/L)	DUP (ugS/L)	DUP RPD %	RECOVERY %	MS RECOVERY %
								6/12/06	12:02	ICV_tH2S_el_6163	ICV	100	116			116	
								6/12/06	12:05	ICB_tH2S_el_6163	ICB	0	0				
6163035	ONL	ONL SD 19M	C	South Deep	tH2s_el	6/12/06	11:03	6/12/06	12:26	DUP1_Th2s_el_6163	DUP1		4	4			
								6/12/06	12:29	CCV2_tH2S_el_6163	CCV2	100	192			192	
								6/12/06	12:32	CCB2_tH2S_el_6163	CCB2	0	0				
								6/20/06	10:02	ICV_tH2S_el_6171	ICV	100	89			89	
								6/20/06	10:35	ICB_tH2S_el_6171	ICB	0	0				
6170033	ONL	ONL SD 16M		South Deep	tH2S el	6/19/06	11:00	6/20/06	14:24	DUP1_tH2S_el_6171	DUP1		0	0			
								6/20/06	14:57	CCV2_tH2S_el_6171	CCV2	150	124			82	
								6/20/06	15:30	CCB2_tH2S_el_6171	CCB2	0	0				
								6/27/06	9:49	ICV_tH2S_el_6178	ICV	100	110			110	
								6/27/06	10:28	ICB_tH2S_el_6178	ICB	0	0				
6177040	ONL	ONL SD 16M		South Deep	tH2S el	6/26/06	12:02	6/27/06	14:23	DUP1_tH2S_el_6178	DUP1		0	0			
								6/27/06	17:00	CCV2_tH2S_el_6178	CCV2	150	143			95	
								6/27/06	17:40	CCB2_tH2S_el_6178	CCB2	0	0				
								7/5/06	9:38	ICV_tH2S_el_6186	ICV	100	94			94	
								7/5/06	10:06	ICB_tH2S_el_6186	ICB	0	0				
6185039	ONL	ONL SD 17M		South Deep	tH2S el	7/4/06	11:57	7/5/06	12:54	DUP1_tH2S_el_6186	DUP1		0	0			
								7/5/06	15:42	CCV2_tH2S_el_6186	CCV2	150	119			79	
								7/5/06	16:10	CCB2_tH2S_el_6186_	CCB2	0	0				
								7/11/06	13:29	ICV_tH2S_el_6192	ICV	60	57			94	
								7/11/06	13:49	ICB_tH2S_el_6192	ICB	0	0				
6191067	ONL	ONL SD 17M		South Deep	tH2S el	7/10/06	11:55	7/11/06	15:27	DUP1_tH2S_el_6192	DUP1		0	0			
								7/11/06	16:45	CCV2_tH2S_el_6192	CCV2	80	71			89	
								7/11/06	17:05	CCB2_tH2S_el_6192	CCB2	0	0				
								7/18/06	10:48	ICV_tH2S_el_6199	ICV	60	49			82	
								7/18/06	11:21	ICB_tH2S_el_6199	ICB	0	0				
6198041	ONL	ONL SD 17M		South Deep	tH2S el	7/17/06	11:33	7/18/06	14:39	DUP1_tH2S_el_6199	DUP1		0	1			
								7/19/06	10:35	ICV_tH2S_el_6200	ICV	60	55			92	
								7/19/06	11:01	ICB_tH2S_el_6200	ICB	0	0				
								7/19/06	12:44	CCV2_tH2S_el_6200	CCV2	80	79			98	
								7/19/06	13:10	CCB2_tH2S_el_6200	CCB2	0	0				
								7/26/06	10:43	ICV_tH2S_el_6207	ICV	60	71			118	
								7/26/06	11:12	ICB_tH2S_el_6207	ICB	0	0				
6205046	ONL	ONL SD 18M		South Deep	tH2S el	7/24/06	12:18	7/26/06	13:35	DUP1_tH2S_el_6207	DUP1		4	7			
								7/26/06	18:21	CCV2_tH2S_el_6207	CCV2	60	64			106	
								7/26/06	18:50	CCB2_tH2S_el_6207	CCB2	0	0				
								8/2/06	13:34	ICV_tH2S_el_6214	ICV	100	86			86	
								8/2/06	14:08	ICB_tH2S_el_6214	ICB	0	0				
								8/2/06	16:25	CCV2_tH2S_el_6214	CCV2	100	93			93	
								8/2/06	17:00	CCB2_tH2S_el_6214	CCB2	0	0				
								8/3/06	11:13	ICV_tH2S_el_6215	ICV	100	107			107	
								8/3/06	11:56	ICB_tH2S_el_6215	ICB	0	0				
6212040	ONL	ONL SD 16M		South Deep	tH2S el	7/31/06	11:20	8/3/06	14:06	DUP1_tH2S_el_6215	DUP1		0	0			
								8/3/06	16:16	CCV2_tH2S_el_6215	CCV2	100	75			75	
								8/3/06	17:00	CCB2_tH2S_el_6215	CCB2	0	0				
								8/9/06	9:51	ICV_tH2S_el_6221	ICV	100	125			125	
								8/9/06	10:13	ICB_tH2S_el_6221	ICB	0	0				

S2- ISE

UFI Lab ID	System Code	Client ID	Triplicate	Station Name	Field Container Code	Sampling Date	Sampling Time	Analysis Date	Analysis Time	QA ID	QA type	QA Nominal conc. SULFIDE	SULFIDE	DUP	DUP RPD	RECOVERY	MS RECOVERY
								8/9/06	10:35	REF_tH2S_el_6221	REF	100	105			105	
6219049	ONL	ONL SD 17M		South Deep	tH2S el	8/7/06	13:35	8/9/06	12:47	DUP1_tH2S_el_6221	DUP1		368	380	3		
								8/9/06	13:53	CCV2_tH2S_el_6221	CCV2	100	104			104	
								8/9/06	14:15	CCB2_tH2S_el_6221	CCB2	0	0				
								8/10/06	10:00	ICV_tH2S_el_6222	ICV	100	101			101	
								8/10/06	10:31	ICB_tH2S_el_6222	ICB	0	0				
6219046	ONL	ONL SD 14M		South Deep	tH2S el	8/7/06	12:50	8/10/06	12:02	DUP1_tH2S_el_6222	DUP1		0	0			
								8/10/06	14:04	CCV2_tH2S_el_6222	CCV2	100	117			117	
								8/10/06	14:35	CCB2_tH2S_el_6222	CCB2	0	0				
								8/15/06	10:40	ICV_tH2S_el_6227	ICV	2000	2113			106	
								8/15/06	11:05	ICB_tH2S_el_6227	ICB	0	0				
6226048	ONL	ONL SD 17M		South Deep	tH2S el	8/14/06	12:38	8/15/06	13:37	DUP1_tH2S_el_6227	DUP1		0	0			
6226046	ONL	ONL SD 15M		South Deep	tH2S el	8/14/06	12:00	8/15/06	15:44		MS1		0				
								8/15/06	16:09	MS1_tH2S_el_6227	MS1	650	683				105
								8/15/06	16:34	CCV2_tH2S_el_6227	CCV2	2000	2221			111	
								8/15/06	17:00	CCB2_tH2S_el_6227	CCB2	0	0				
								8/16/06	9:51	ICV_tH2S_el_6228	ICV	100	106			106	
								8/16/06	10:13	ICB_tH2S_el_6228	ICB	0	0				
6226042	ONL	ONL SD 11M		South Deep	tH2S el	8/14/06	11:09	8/16/06	11:40	DUP1_tH2S_el_6228	DUP1		0	0			
6226041	ONL	ONL SD 10M		South Deep	tH2S el	8/14/06	10:50	8/16/06	13:06		MS1		0				
								8/16/06	13:28	MS1_tH2S_el_6228	MS1	650	735				113
								8/16/06	15:16	CCV2_tH2S_el_6228	CCV2	100	114			114	
								8/16/06	15:38	CCB2_tH2S_el_6228	CCB2	0	0				
								8/16/06	16:00	LCS_tH2S_el_6228	LCS	650	822				126
								8/22/06	10:21	ICV_tH2S_el_6234	ICV	2000	1997			100	
								8/22/06	10:42	ICB_tH2S_el_6234	ICB	0	6				
								8/22/06	11:04	REF_tH2S_el_6234	REF	1000	1085			109	
								8/22/06	11:25	LCS_tH2S_el_6234	LCS	1300	1254				96
6233042	ONL	ONL SD 17M		South Deep	tH2S el	8/21/06	10:55	8/22/06	13:34	DUP1_tH2S_el_6234	DUP1		1	1			
6233039	ONL	ONL SD 14M		South Deep	tH2S el	8/21/06	10:25	8/22/06	15:21		MS1		0				
								8/22/06	15:42	MS1_tH2S_el_6234	MS1	1300	1107				85
								8/22/06	17:08	CCV2_tH2S_el_6234	CCV2	2000	2050			102	
								8/22/06	17:30	CCB2_tH2S_el_6234	CCB2	0	0				
								8/23/06	11:39	ICV_tH2S_el_6235	ICV	100	110			110	
								8/23/06	12:03	ICB_tH2S_el_6235	ICB	0	0				
								8/23/06	12:27	REF_tH2S_el_6235	REF	100	113			113	
								8/23/06	12:51	LCS_tH2S_el_6235	LCS	650	652				100
6233034	ONL	ONL SD 9M		South Deep	tH2S el	8/21/06	9:45	8/23/06	14:04	DUP1_tH2S_el_6235	DUP1		0	0			
								8/23/06	16:05	CCV2_tH2S_el_6235	CCV2	100	70			70	
								8/23/06	16:30	CCB2_tH2S_el_6235	CCB2	0	0				
								8/31/06	10:39	ICV_tH2S_el_6243	ICV	2000	1988			99	
								8/31/06	11:03	ICB_tH2S_el_6243	ICB	0	0				
								8/31/06	11:28	REF_tH2S_el_6243	REF	1000	1243			124	
6241074	ONL	ONL SD 16M		South Deep	tH2S el	8/29/06	10:36	8/31/06	14:19	DUP1_tH2S_el_6243	DUP1		0	0			
								8/31/06	16:45	CCV2_tH2S_el_6243	CCV2	1000	1099			110	
								8/31/06	17:10	CCB2_tH2S_el_6243	CCB2	0	0				
								9/1/06	12:07	ICV_tH2S_el_6244	ICV	100	87			87	
								9/1/06	12:40	ICB_tH2S_el_6244	ICB	0	0				
								9/1/06	13:12	REF_tH2S_el_6244	REF	100	139			139	
								9/1/06	16:27	CCV2_tH2S_el_6244	CCV2	100	132			132	
								9/1/06	17:00	CCB2_tH2S_el_6244	CCB2	0	0				
								9/6/06	9:22	ICV_tH2S_el_6249	ICV	2000	2121			106	
								9/6/06	9:45	ICB_tH2S_el_6249	ICB	0	0				
								9/6/06	10:07	REF_tH2S_el_6249	REF	1000	1301			130	
6248046	ONL	ONL SD 15M		South Deep	tH2S el	9/5/06	10:50	9/6/06	13:08	DUP1_tH2S_el_6249	DUP1		0	1			
6248045	ONL	ONL SD 14M		South Deep	tH2S el	9/5/06	10:41	9/6/06	13:53		MS1		0				
								9/6/06	14:16	MS1_tH2S_el_6249	MS1	100	92				92
								9/6/06	15:01	CCV2_tH2S_el_6249	CCV2	2000	2252			113	

UFI Lab ID	System Code	Client ID	Triplicate	Station Name	Field Container Code	Sampling Date	Sampling Time	Analysis Date	Analysis Time	QA ID	QA type	QA Nominal conc. SULFIDE	SULFIDE	DUP	DUP RPD	RECOVERY	MS RECOVERY
								9/6/06	15:46	CCB2_tH2S_el_6249	CCB2	0	2				
								9/6/06	16:54	CCV3_tH2S_el_6249	CCV3	2000	2376			119	
								9/6/06	17:17	CCB3_tH2S_el_6249	CCB3	0	0				
								9/6/06	17:40	LCS_tH2S_el_6249	LCS	100	96				
								9/12/06	12:30	ICB_tH2S_el_6255	ICB	0	0				
6254040	ONL	ONL SD 18M		South Deep	tH2S el	9/11/06	10:54	9/12/06	14:00	DUP1_tH2S_el_6255	DUP1		1602	1625	1		
								9/12/06	15:00	ICV_tH2S_el_6255	ICV	2500	2433			97	
								9/13/06	12:50	ICB_tH2S_el_6256	ICB	0	0				
								9/13/06	17:00	CCB2_tH2S_el_6256	CCB2	0	0				
								9/20/06	6:00	CCB3_tH2S_el_6263	CCB3	0	0				
								9/20/06	6:11	CCB2_tH2S_el_6263	CCB2	0	1				
								9/20/06	6:22	CCV2_tH2S_el_6263	CCV2	5000	7368			147	
								9/20/06	7:52	ICV_tH2S_el_6263	ICV	5000	6421			128	
6261039	ONL	ONL SD 18M		South Deep	tH2S el	9/18/06	14:00	9/20/06	8:15	DUP1_tH2S_el_6263	DUP1		711	717	1		
								9/20/06	8:48	ICB_tH2S_el_6263	ICB	0	0				
								9/29/06	3:00	CCV3_tH2S_el_6271	CCV3	7500	6992			93	
								9/29/06	4:28	CCB3_tH2S_el_6271	CCB3	0	0				
								9/29/06	4:45	CCB2_tH2S_el_6271	CCB2	0	1				
								9/29/06	5:03	CCV2_tH2S_el_6271	CCV2	7500	6764			90	
6268041	ONL	ONL SD 18M		South Deep	tH2S el	9/25/06	11:40	9/29/06	6:31	DUP1_tH2S_el_6271	DUP1		1170	1076	8		
								9/29/06	7:42	ICB_tH2S_el_6271	ICB	0	0				
6275037	ONL	ONL SD 18M		South Deep	tH2S el	10/2/06	12:25	10/5/06	3:45	DUP1_tH2S_el_6278	DUP1		1283	1228	4		
								10/5/06	4:15	CCB2_tH2S_el_6278	CCB2	0	0				
								10/5/06	4:30	CCV3_tH2S_el_6278	CCV3	3000	3559			119	
								10/5/06	6:45	CCV2_tH2S_el_6278	CCV2	3000	3559			119	
								10/5/06	7:00	ICB_tH2S_el_6278	ICB	0	1				
								10/5/06	7:45	ICV_tH2S_el_6278	ICV	3000	3686			123	
								10/11/06	14:21	ICV_tH2S_el_6284	ICV	1000	992			99	
								10/11/06	14:43	ICB_tH2S_el_6284	ICB	0	0				
6282036	ONL	ONL SD 16M		South Deep	tH2S el	10/9/06	11:50	10/11/06	17:15	DUP1_tH2S_el_6284	DUP1		584	518	12		
								10/11/06	18:20	CCV2_tH2S_el_6284	CCV2	1000	1029			103	
								10/11/06	18:41	CCB2_tH2S_el_6284	CCB2	0	0				

This table has not been formatted for printing.

UPSTATE FRESHWATER INSTITUTE
PO Box 506
Syracuse, NY 13214
Contact: Dave Matthew: Lab Manager: Jennifer Aicher
Phone: 315-431-4962 (Phone: 315-431-4962 ext.115

Prepared for Linda Cook of Exponent

Date of issue: 12/27/06

Method: Addess 1990

Method Reporting Limit 0.1mg/L

UFI Lab ID	System Code	Client ID	Triplicate	Station Name	Field Container Code	Sampling Date	Sampling Time (HH:MM)	Analysis Date	Analysis Time (HH:MM)	QA ID	QA type	QA Nominal conc. CH4 (mgCH4/L)	CH4 (mgCH4/L)	DUP (mgCH4/L)	DUP RPD %	RECOVERY %
								5/23/06	14:00	ICB_gas_6143	ICB	0.0	0.0			
								5/23/06	14:10	ICV_gas_6143	ICV	31.7	33.2			105
								5/23/06	14:20	CCV2_gas_6143	CCV2	31.7	32.9			104
								5/30/06	15:35	CCV2_gas_6150	CCV2	31.7	31.0			98
6150006	ONL	ONL SD 2M		South Deep	BOD bottle (N2,	5/30/06	9:47	5/30/06	15:40		DUP1		0.0	0.0		
								5/30/06	15:45	DUP_gas_6150	DUP1		0.0			
6150027	ONL	ONL SD 18M		South Deep	BOD bottle (N2,	5/30/06	11:12	5/30/06	15:50				0.0			
								5/30/06	15:55	CCB2_gas_6150	CCB2	0.0	0.0			
								6/16/06	14:50	ICB_gas_6167	ICB	0.0	0.0			
								6/16/06	15:48	ICV_gas_6167	ICV	31.7	32.5			103
6156006	ONL	ONL SD 2M		South Deep	BOD bottle (N2,	6/5/06	9:15	6/16/06	16:20		DUP1		0.0	0.0		
6163008	ONL	ONL SD 2M		South Deep	BOD bottle (N2,	6/12/06	9:30	6/16/06	16:32	DUP1_gas_6167	DUP1		0.0			
					BOD bottle (N2, CH4, CO2)			6/16/06	16:42		DUP2		0.0	0.0		
6163029	ONL	ONL SD 18M		South Deep	BOD bottle (N2,	6/12/06	10:49	6/16/06	17:00	DUP2_gas_6167	DUP2		0.0			
								6/16/06	17:00	CCV2_gas_6167	CCV2	31.7	30.7			97
								6/16/06	17:00	CCB2_gas_6167	CCB2	0.0	0.0			
								6/20/06	14:50	ICV_gas_6171	ICV	31.7	31.7			100
								6/20/06	15:12	ICB_gas_6171	ICB	0.0	0.0			
6170029	ONL	ONL SD Gas Cone	A	South Deep	syringe	6/19/06	8:30	6/20/06	15:37		DUP1		418.5	419.7	0	
					syringe			6/20/06	15:48	DUP1_gas_6171	DUP1		419.7			
								6/29/06	14:57	ICV_gas_6180	ICV	31.7	31.5			99
								6/29/06	15:20	ICB_gas_6180	ICB	0.0	0.0			
6177046	ONL	ONL SD Gas Cone		South Deep	syringe	6/26/06	9:17	6/29/06	15:30		DUP1		351.7	352.6	0	
					syringe			6/29/06	15:42	DUP1_gas_6180	DUP1		352.6			
								6/29/06	16:57	CCB2_gas_6180	CCB2	0.0	0.0			
								6/29/06	17:37	CCV2_gas_6180	CCV2	31.7	26.7			84
								7/6/06	15:38	ICV_gas_6187	ICV	31.7	32.1			101
6177038	ONL	ONL SD 14M		South Deep	BOD bottle (N2,	6/26/06	11:50	7/6/06	16:44		DUP1		0.0	0.0		
					BOD bottle (N2, CH4, CO2)			7/6/06	16:54	DUP1_gas_6187	DUP1		0.0			
								7/6/06	17:00	CCV2_gas_6187	CCV2	31.7	33.6			106
								7/6/06	17:15	CCB2_gas_6187	CCB2	0.0	0.0			
								7/5/2006	15:45	ICV_gas_6186	ICV	31.7	31.8			101
								7/5/2006	15:59	ICB_gas_6186	ICB	0.0	0.0			
6185050	ONL	ONL SD Gas Cone		South Deep	syringe	7/4/2006	08:51:00	7/5/2006	16:24	DUP1_gas_6186	DUP1		428.8	378.3	13	
								7/5/2006	18:30	CCV2_gas_6186	CCV2	31.7	30.2			95
								7/5/2006	18:41	CCB2_gas_6186	CCB2	0.0	0.0			
								7/5/2006	19:23	CCV3_gas_6186	CCV3	31.7	28.0			88
								7/5/2006	19:34	CCB3_gas_6186	CCB3	0.0	0.0			
6177038	ONL	ONL SD 14M		South Deep	BOD bottle (N2,	6/26/2006	11:50:00	7/6/2006	16:54	DUP1_gas_6187	DUP1		0.0	0.0	0	
								7/6/2006	15:00	ICB_gas_6187	ICB	0.0	0.0			
								7/6/2006	15:38	ICV_gas_6187	ICV	31.7	32.1			101
								7/6/2006	17:00	CCV2_gas_6187	CCV2	31.7	33.6			106
								7/6/2006	17:15	CCB2_gas_6187	CCB2	0.0	0.0			

CH4

UFI Lab ID	System Code	Client ID	Triplicate	Station Name	Field Container Code	Sampling Date	Sampling Time	Analysis Date	Analysis Time	QA ID	QA type	QA Nominal conc. CH4	CH4	DUP	DUP RPD	RECOVERY
								7/11/2006	12:10	ICV_gas_6192	ICV	31.7	32.0			101
								7/11/2006	12:30	ICB_gas_6192	ICB	0.0	0.0			
6191069	ONL	ONL SD 19M	A	South Deep	BOD bottle (N2,	7/10/2006	12:20:00	7/11/2006	13:50	DUP1_gas_6192	DUP1		1.8	1.7	2	
								7/11/2006	14:54	CCV2_gas_6192	CCV2	31.7	30.7			97
								7/11/2006	15:05	CCB2_gas_6192	CCB2	0.0	0.0			
6191064	ONL	ONL SD 14M		South Deep	BOD bottle (N2,	7/10/2006	11:22:00	7/11/2006	15:27	DUP2_gas_6192	DUP2		0.0	0.0	0	
								7/11/2006	17:05	CCV3_gas_6192	CCV3	31.7	28.2			89
								7/11/2006	17:16	CCB3_gas_6192	CCB3	0.0	0.0			
								7/18/2006	16:47	ICV_gas_6199	ICV	31.7	32.7			103
								7/18/2006	17:15	ICB_gas_6199	ICB	0.0	0.0			
6198052	ONL	ONL SD Gas Cone		South Deep	syringe	7/17/2006	14:32:00	7/18/2006	17:45	DUP1_gas_6199	DUP1		32.0	31.6	1	
								7/18/2006	19:51	CCV2_gas_6199	CCV2	31.7	32.4			102
								7/18/2006	20:08	CCB2_gas_6199	CCB2	0.0	0.0			
6198040	ONL	ONL SD 16M		South Deep	BOD bottle (N2,	7/17/2006	11:25:00	7/18/2006	20:36	DUP2_gas_6199	DUP2		0.4	0.4	7	
								7/18/2006	21:44	CCV3_gas_6199	CCV3	31.7	32.5			103
								7/18/2006	21:55	CCB3_gas_6199	CCB3	0.0	0.0			
6205045	ONL	ONL SD 17M		South Deep	BOD bottle (N2,	7/24/2006	12:14:00	7/25/2006	20:30	DUP3_gas_6206	DUP3		0.8	1.0	20	
								7/25/2006	17:27	ICV_gas_6206	ICV	31.7	31.5			100
								7/25/2006	17:53	ICB_gas_6206	ICB	0.0	0.0			
6205053	ONL	ONL SD Gas Cone		South Deep	syringe	7/24/2006	08:45:00	7/25/2006	18:50	DUP1_gas_6206	DUP1		85.0	84.5	1	
								7/25/2006	19:05	CCV2_gas_6206	CCV2	31.7	31.3			99
6205048	ONL	ONL SD 19M	B	South Deep	BOD bottle (N2,	7/24/2006	12:40:00	7/25/2006	19:29	DUP2_gas_6206	DUP2		2.4	2.4	0	
								7/25/2006	20:40	CCV3_gas_6206	CCV3	31.7	29.8			94
								7/25/2006	20:53	CCB2_gas_6206	CCB2	0.0	0.0			
								7/26/2006	17:30	ICV_gas_6207	ICV	31.7	31.7			100
								7/26/2006	17:43	ICB_gas_6207	ICB	0.0	0.0			
6205046	ONL	ONL SD 18M		South Deep	BOD bottle (N2,	7/24/2006	12:18:00	7/26/2006	18:25	DUP1_gas_6207	DUP1		1.5	1.5	0	
								7/26/2006	20:30	CCV2_gas_6207	CCV2	31.7	27.2			86
								7/26/2006	20:43	CCB2_gas_6207	CCB2	0.0	0.0			
6212045	ONL	ONL SD 19M	C	South Deep	BOD bottle (N2,	7/31/2006	12:10:00	8/3/2006	18:13	DUP1_gas_6215	DUP1		2.0	1.6	25	
								8/3/2006	17:32	ICB_gas_6215	ICB	0.0	0.0			
								8/3/2006	17:44	ICV_gas_6215	ICV	31.7	30.9			98
								8/3/2006	20:13	CCV2_gas_6215	CCV2	31.7	30.1			95
								8/3/2006	20:25	CCB2_gas_6215	CCB2	0.0	0.0			
								8/4/2006	11:30	ICB_gas_6216	ICB	0.0	0.0			
								8/4/2006	13:38	ICV_gas_6216	ICV	31.7	33.2			105
6212039	ONL	ONL SD 15M		South Deep	BOD bottle (N2,	7/31/2006	11:10:00	8/4/2006	15:08	DUP1_gas_6216	DUP1		0.6	0.6	5	
								8/4/2006	16:05	CCV2_gas_6216	CCV2	31.7	33.1			105
								8/4/2006	16:20	CCB2_gas_6216	CCB2	0.0	0.0			
								8/8/2006	12:50	ICB_gas_6220	ICB	0.0	0.0			
								8/8/2006	13:08	CCB2_gas_6220	CCB2	0.0	0.0			
								8/8/2006	14:15	ICV_gas_6220	ICV	31.7	31.2			99
6219053	ONL	ONL SD 19M	C	South Deep	BOD bottle (N2,	8/7/2006	14:10:00	8/8/2006	15:36	DUP1_gas_6220	DUP1		2.9	3.0	2	
								8/8/2006	17:49	CCV2_gas_6220	CCV2	31.7	30.5			96
								8/8/2006	18:05	CCB3_gas_6220	CCB3	0.0	0.0			
								8/11/2006	14:16	ICV_gas_6223	ICV	31.7	31.7			100
								8/11/2006	14:29	ICB_gas_6223	ICB	0.0	0.0			
6219047	ONL	ONL SD 15M		South Deep	BOD bottle (N2,	8/7/2006	13:04:00	8/11/2006	15:25	DUP1_gas_6223	DUP1		1.2	1.2	8	
								8/11/2006	17:44	CCV2_gas_6223	CCV2	31.7	30.5			96
								8/11/2006	17:58	CCB2_gas_6223	CCB2	0.0	0.0			
								8/15/2006	9:20	ICB_gas_6227	ICB	0.0	0.0			
								8/15/2006	10:20	ICV_gas_6227	ICV	31.7	31.6			100
6226035	ONL	ONL SD Gas Cone		South Deep	syringe	8/14/2006	08:35:00	8/15/2006	10:46	DUP1_gas_6227	DUP1		176.5	175.3	1	

UFI Lab ID	System Code	Client ID	Triplicate	Station Name	Field Container Code	Sampling Date	Sampling Time	Analysis Date	Analysis Time	QA ID	QA type	QA Nominal conc. CH4	CH4	DUP	DUP RPD	RECOVERY
								8/15/2006	11:32	CCB2_gas_6227	CCB2	0.0	0.0			
								8/15/2006	14:37	CCV2_gas_6227	CCV2	31.7	31.1			98
6226045	ONL	ONL SD 14M		South Deep	BOD bottle (N2,	8/14/2006	11:40:00	8/15/2006	16:16	DUP2_gas_6227	DUP2		0.8	0.7	9	
								8/15/2006	19:24	CCV3_gas_6227	CCV3	31.7	31.1			98
								8/15/2006	19:40	CCB3_gas_6227	CCB3	0.0	0.0			
								8/22/2006	16:14	ICV_gas_6234	ICV	31.7	31.6			100
6233053	ONL	ONL SD Gas Cone		South Deep	syringe	8/21/2006	08:00:00	8/22/2006	16:39	DUP1_gas_6234	DUP1		448.1	442.3	1	
								8/22/2006	17:35	ICB_gas_6234	ICB	0.0	0.0			
								8/22/2006	20:14	CCV2_gas_6234	CCV2	31.7	29.2			92
								8/22/2006	20:31	CCB2_gas_6234	CCB2	0.0	0.1			
								8/23/2006	15:00	ICB_gas_6235	ICB	0.0	0.0			
								8/24/2006	16:01	ICV_gas_6235	ICV	31.7	31.8			100
6233028	ONL	ONL SD 18M		South Deep	BOD bottle (N2,	8/21/2006	11:05:00	8/25/2006	17:42	DUP1_gas_6235	DUP1		2.5	2.6	6	
								8/26/2006	19:00	CCV2_gas_6235	CCV2	31.7	31.5			99
								8/27/2006	19:17	CCB2_gas_6235	CCB2	0.0	0.0			
								8/30/2006	10:37	ICV_gas_6242	ICV	31.7	31.4			99
								8/30/2006	10:52	ICB_gas_6242	ICB	0.0	0.0			
6241063	ONL	ONL SD Gas Cone		South Deep	syringe	8/29/2006	08:41:00	8/30/2006	11:28	DUP1_gas_6242	DUP1		372.0	372.2	0	
								8/30/2006	11:41	CCB2_gas_6242	CCB2	0.0	0.0			
								8/30/2006	14:30	CCV2_gas_6242	CCV2	31.7	30.4			96
								8/30/2006	14:58	CCB3_gas_6242	CCB3	0.0	0.0			
6241075	ONL	ONL SD 17M		South Deep	BOD bottle (N2,	8/29/2006	10:41:00	8/30/2006	16:20	DUP2_gas_6242	DUP2		1.7	1.7	2	
								8/30/2006	17:45	CCV3_gas_6242	CCV3	31.7	29.5			93
								9/6/2006	9:00	ICB_gas_6249	ICB	0.0	0.0			
								9/6/2006	9:51	ICV_gas_6249	ICV	31.7	31.9			101
6248049	ONL	ONL SD 18M		South Deep	BOD bottle (N2,	9/5/2006	11:30:00	9/6/2006	10:20	DUP1_gas_6249	DUP1		3.7	3.7	0	
6248053	ONL	ONL SD Gas Cone		South Deep	syringe	9/5/2006	09:35:00	9/6/2006	13:00	DUP2_gas_6249	DUP2		92.5	99.7	8	
								9/6/2006	13:14	CCB2_gas_6249	CCB2	0.0	0.0			
								9/6/2006	16:23	CCV2_gas_6249	CCV2	31.7	31.8			101
6248050	ONL	ONL SD 19M	A	South Deep	BOD bottle (N2,	9/5/2006	11:30:00	9/6/2006	17:07	DUP3_gas_6249	DUP3		4.7	4.4	5	
								9/6/2006	18:20	CCV3_gas_6249	CCV3	31.7	32.3			102
								9/6/2006	18:25	CCB3_gas_6249	CCB3	0.0	0.0			
								9/12/2006	9:45	ICV_gas_6255	ICV	31.7	31.6			100
								9/12/2006	9:45	ICB_gas_6255	ICB	0.0	0.0			
6254044	ONL	ONL SD Gas Cone		South Deep	Syringe	9/11/2006	08:30:00	9/12/2006	9:45	DUP1_gas_6255	DUP1		219.6	216.9	1	
								9/12/2006	15:22	ICV_gas_6255_2	ICV	31.7	30.6			97
								9/12/2006	15:40	ICB_gas_6255_2	ICB	0.0	0.0			
6254042	ONL	ONL SD 19M	B	South Deep	BOD bottle (N2,	9/11/2006	11:05:00	9/12/2006	16:15	DUP1_gas_6255_2	DUP1		4.0	4.1	2	
								9/12/2006	19:12	CCV2_gas_6255_2	CCV2	31.7	29.4			93
								9/12/2006	19:30	CCB2_gas_6255_2	CCB2	0.0	0.0			
								9/13/2006	12:15	ICV_gas_6256	ICV	31.7	31.7			100
								9/13/2006	12:40	ICB_gas_6256	ICB	0.0	0.0			
								9/13/2006	16:00	CCV2_gas_6256	CCV2	31.7	20.6			65
								9/19/2006	9:52	ICV_gas_6262	ICV	31.7	31.8			100
								9/19/2006	10:20	ICB_gas_6262	ICB	0.0	0.0			
6261043	ONL	ONL SD Gas Cone		South Deep	Syringe	9/18/2006	10:30:00	9/19/2006	11:15	DUP1_gas_6262	DUP1		197.9	195.2	1	
								9/19/2006	15:50	CCV2_gas_6262	CCV2	31.7	31.9			101
								9/19/2006	16:17	CCV3_gas_6262	CCV3	31.7	31.5			100
								9/19/2006	16:45	CCB2_gas_6262	CCB2	0.0	0.0			
								9/20/2006	14:28	ICV_gas_6263	ICV	31.7	31.5			100
								9/20/2006	14:44	ICB_gas_6263	ICB	0.0	0.0			
6261050	ONL	ONL SD Gas Cone		South Deep	Syringe	9/18/2006	10:30:00	9/20/2006	15:16	DUP1_gas_6263	DUP1		407.3	398.5	2	
								9/20/2006	17:24	CCV2_gas_6263	CCV2	31.7	29.2			92

UFI Lab ID	System Code	Client ID	Triplicate	Station Name	Field Container Code	Sampling Date	Sampling Time	Analysis Date	Analysis Time	QA ID	QA type	QA Nominal conc. CH4	CH4	DUP	DUP RPD	RECOVERY
								9/20/2006	17:40	CCB2_gas_6263	CCB2	0.0	0.0			
								9/29/2006	8:26	ICB_gas_6272	ICB	0.0	0.0			
								9/29/2006	9:30	ICV_gas_6272	ICV	31.7	31.8			100
6268051	ONL	ONL SD Gas Cone		South Deep	Syringe	9/25/2006	08:30:00	9/29/2006	10:55	DUP1_gas_6272	DUP1		38.8	38.5	1	
								9/29/2006	14:27	CCV2_gas_6272	CCV2	31.7	28.7			91
								9/29/2006	14:48	CCB2_gas_6272	CCB2	0.0	0.0			
								9/29/2006	15:10	CCB3_gas_6272	CCB3	0.0	0.0			
6268052	ONL	ONL SD Gas Cone		South Deep	Syringe	9/25/2006	08:30:00	9/29/2006	17:17	DUP2_gas_6272	DUP2		243.0	243.3	0	
								9/29/2006	17:38	CCV3_gas_6272	CCV3	31.7	28.9			91
								9/29/2006	18:00	CCB4_gas_6272	CCB4	0.0	0.0			
								10/5/2006	9:23	ICV_gas_6278	ICV	31.7	31.2			99
								10/5/2006	9:56	ICB_gas_6278	ICB	0.0	0.0			
6275041	ONL	ONL SD Gas Cone		South Deep	Syringe	10/2/2006	08:45:00	10/5/2006	10:30	DUP1_gas_6278	DUP1		213.5	210.4	1	
								10/5/2006	10:46	CCB2_gas_6278	CCB2	0.0	0.0			
								10/5/2006	13:33	CCV2_gas_6278	CCV2	31.7	30.9			98
								10/5/2006	13:50	CCB3_gas_6278	CCB3	0.0	0.0			
6275038	ONL	ONL SD 19M	A	South Deep	BOD bottle (N2,	10/2/2006	12:45:00	10/5/2006	14:40	DUP2_gas_6278	DUP2		2.7	2.5	6	
								10/5/2006	15:13	CCV3_gas_6278	CCV3	31.7	32.3			102
								10/5/2006	15:30	CCB4_gas_6278	CCB4	0.0	0.0			
								10/11/2006	12:09	ICV_gas_6284	ICV	31.7	31.5			99
								10/11/2006	12:32	ICB_gas_6284	ICB	0.0	0.0			
6282042	ONL	ONL SD Gas Cone		South Deep	Syringe	10/9/2006	08:30:00	10/11/2006	14:50	DUP1_gas_6284	DUP1		73.5	72.5	1	
								10/11/2006	18:41	CCV2_gas_6284	CCV2	31.7	31.2			99
								10/11/2006	19:04	CCB2_gas_6284	CCB2	0.0	0.0			
								10/11/2006	20:36	CCV3_gas_6284	CCV3	31.7	30.8			97
								10/11/2006	21:00	CCB3_gas_6284	CCB3	0.0	0.0			
								10/20/2006	9:37	ICB_gas_6293	ICB	0.0	0.0			
								10/20/2006	11:45	ICV_gas_6293	ICV	31.7	31.7			100
								10/20/2006	13:16	CCV2_gas_6293	CCV2	31.7	32.0			101
								10/20/2006	13:35	CCB2_gas_6293	CCB2	0.0	0.0			
6289034	ONL	ONL SD Gas Cone		South Deep	Syringe	10/16/2006	09:00:00	10/20/2006	14:11	DUP1_gas_6293	DUP1		0.0	0.0	0	
								10/20/2006	14:30	CCV3_gas_6293	CCV3	31.7	32.1			102
								11/6/2006	15:18	ICV_gas_6310	ICV	31.7	31.9			101
								11/6/2006	15:30	DUP1_gas_6310	DUP1		0.0	0.0	0	
								11/6/2006	15:48	ICB_gas_6310	ICB	0.0	0.0			
								11/6/2006	15:55	CCV2_gas_6310	CCV2	31.7	29.7			94
6305017	ONL	ONL SD Gas Cone		South Deep	syringe	11/1/2006	08:31:00	11/17/2006	16:30	DUP1_gas_6321	DUP1		0.0	0.4	200	
								11/17/2006	14:25	ICB_gas_6321	ICB	0.0	0.0			
								11/17/2006	15:40	ICV_gas_6321	ICV	31.7	31.3			99
6318146	ONL	ONL SD Gas Cone		South Deep	syringe	11/14/2006	08:55:00	11/17/2006	17:20	DUP2_gas_6321	DUP2		24.3	24.8	2	
								11/17/2006	18:35	CCB2_gas_6321	CCB2	0.0	0.0			
								11/17/2006	19:00	CCV2_gas_6321	CCV2	31.7	31.1			98
								12/1/2006	10:51	ICV_gas_6335	ICV	31.7	31.7			100
								12/1/2006	12:15	ICB_gas_6335	ICB	0.0	0.0			
6282041	ONL	ONL SD 19M	C	South Deep	BOD bottle (N2,	10/9/2006	11:30:00	12/1/2006	15:31	DUP1_gas_6335	DUP1		2.2	2.1	2	
								12/1/2006	16:27	CCV3_gas_6335	CCV3	31.7	30.1			95
								12/1/2006	16:55	CCB2_gas_6335	CCB2	0.0	0.0			

This table has not been formatted for printing.

UPSTATE FRESHWATER INSTITUTE
PO Box 506
Syracuse, NY 13214
Contact: Dave Matthews Lab Manager: Jennifer Aicher
Phone: 315-431-4962 e Phone: 315-431-4962 ext.115

Prepared for Linda Cook of Exponent

Date of issue: 01/02/07

Method: Addess 1990

MRL 0.1 mgN2/L

UFI Lab ID	System Code	Client ID	Triplicate	Station Name	Field Container Code	Sampling Date	Sampling Time (HH:MM)	Analysis Date	Analysis Time (HH:MM)	QA ID	QA type	QA Nominal conc. N2 mgN2/L	N2 mgN2/L	DUP mgN2/L	DUP RPD %	RECOVERY %
								7/5/06	15:45	ICV_gas_6186	ICV	57.6	58.2			101
								7/5/06	15:59	ICB_gas_6186	ICB	0.0	0.6			
6185050	ONL	ONL SD Gas C(		South Deep	syringe	7/4/06	8:51	7/5/06	16:24	DUP1_gas_6186	DUP1		226.9	204.7	10	
								7/5/06	18:30	CCV2_gas_6186	CCV2	57.6	45.8			79
								7/5/06	18:41	CCB2_gas_6186	CCB2	0.0	0.9			
								7/5/06	19:23	CCV3_gas_6186	CCV3	57.6	40.7			71
								7/5/06	19:34	CCB3_gas_6186	CCB3	0.0	0.3			
								7/6/06	15:00	ICB_gas_6187	ICB	0.0	13.6			
								7/6/06	15:38	ICV_gas_6187	ICV	57.6	58.4			101
6177038	ONL	ONL SD 14M		South Deep	BOD bottle (N2, CH4, CO2)	6/26/06	11:50	7/6/06	16:54	DUP1_gas_6187	DUP1		20.1	21.3	6	
								7/6/06	17:00	CCV2_gas_6187	CCV2	57.6	50.2			87
								7/6/06	17:15	CCB2_gas_6187	CCB2	0.0	2.2			
								7/11/06	12:10	ICV_gas_6192	ICV	57.6	57.7			100
								7/11/06	12:30	ICB_gas_6192	ICB	0.0	1.2			
6191069	ONL	ONL SD 19M	A	South Deep	BOD bottle (N2, CH4, CO2)	7/10/06	12:20	7/11/06	13:50	DUP1_gas_6192	DUP1		24.9	21.7	14	
								7/11/06	14:54	CCV2_gas_6192	CCV2	57.6	51.5			89
								7/11/06	15:05	CCB2_gas_6192	CCB2	0.0	0.6			
6191064	ONL	ONL SD 14M		South Deep	BOD bottle (N2, CH4, CO2)	7/10/06	11:22	7/11/06	15:27	DUP2_gas_6192	DUP2		21.7	17.8	20	
								7/11/06	17:05	CCV3_gas_6192	CCV3	57.6	48.2			84
								7/11/06	17:16	CCB3_gas_6192	CCB3	0.0	1.0			
								7/18/06	16:47	ICV_gas_6199	ICV	57.6	57.0			99
								7/18/06	17:15	ICB_gas_6199	ICB	0.0	2.8			
6198052	ONL	ONL SD Gas C(		South Deep	syringe	7/17/06	14:32	7/18/06	17:45	DUP1_gas_6199	DUP1		907.7	903.4	0	
								7/18/06	19:51	CCV2_gas_6199	CCV2	57.6	51.7			90
								7/18/06	20:08	CCB2_gas_6199	CCB2	0.0	0.8			
6198040	ONL	ONL SD 16M		South Deep	BOD bottle (N2, CH4, CO2)	7/17/06	11:25	7/18/06	20:36	DUP2_gas_6199	DUP2		24.0	21.1	13	
								7/18/06	21:44	CCV3_gas_6199	CCV3	57.6	52.2			91
								7/18/06	21:55	CCB3_gas_6199	CCB3	0.0	0.3			
								7/25/06	17:27	ICV_gas_6206	ICV	57.6	56.5			98
								7/25/06	17:53	ICB_gas_6206	ICB	0.0	3.5			
6205053	ONL	ONL SD Gas C(		South Deep	syringe	7/24/06	8:45	7/25/06	18:50	DUP1_gas_6206	DUP1		874.9	871.0	0	
								7/25/06	19:05	CCV2_gas_6206	CCV2	57.6	58.8			102
6205048	ONL	ONL SD 19M	B	South Deep	BOD bottle (N2, CH4, CO2)	7/24/06	12:40	7/25/06	19:29	DUP2_gas_6206	DUP2		18.3	22.1	19	
6205045	ONL	ONL SD 17M		South Deep	BOD bottle (N2, CH4, CO2)	7/24/06	12:14	7/25/06	20:30	DUP3_gas_6206	DUP3		16.4	26.5	47	
								7/25/06	20:40	CCV3_gas_6206	CCV3	57.6	57.7			100
								7/25/06	20:53	CCB2_gas_6206	CCB2	0.0	0.4			
								7/26/06	17:30	ICV_gas_6207	ICV	57.6	59.0			103
								7/26/06	17:43	ICB_gas_6207	ICB	0.0	0.4			
6205046	ONL	ONL SD 18M		South Deep	BOD bottle (N2, CH4, CO2)	7/24/06	12:18	7/26/06	18:25	DUP1_gas_6207	DUP1		25.1	23.6	6	
								7/26/06	20:30	CCV2_gas_6207	CCV2	57.6	47.4			82
								7/26/06	20:43	CCB2_gas_6207	CCB2	0.0	0.4			
								8/3/06	17:32	ICB_gas_6215	ICB	0.0	0.9			
								8/3/06	17:44	ICV_gas_6215	ICV	57.6	51.9			90

N2

UFI Lab ID	System Code	Client ID	Triplicate	Station Name	Field Container Code	Sampling Date	Sampling Time	Analysis Date	Analysis Time	QA ID	QA type	QA Nominal conc. N2	N2	DUP	DUP RPD	RECOVERY
6212045	ONL	ONL SD 19M	C	South Deep	BOD bottle (N2, CH4, CO2)	7/31/06	12:10	8/3/06	18:13	DUP1_gas_6215	DUP1		22.5	20.9	7	
								8/3/06	20:13	CCV2_gas_6215	CCV2	57.6	54.1			94
								8/3/06	20:25	CCB2_gas_6215	CCB2	0.0	0.4			
								8/4/06	11:30	ICB_gas_6216	ICB	0.0	4.7			
								8/4/06	13:38	ICV_gas_6216	ICV	57.6	60.0			104
6212039	ONL	ONL SD 15M		South Deep	BOD bottle (N2, CH4, CO2)	7/31/06	11:10	8/4/06	15:08	DUP1_gas_6216	DUP1		27.9	27.7	1	
								8/4/06	16:05	CCV2_gas_6216	CCV2	57.6	59.6			103
								8/4/06	16:20	CCB2_gas_6216	CCB2	0.0	1.6			
								8/8/06	12:50	ICB_gas_6220	ICB	0.0	3.2			
								8/8/06	13:08	CCB2_gas_6220	CCB2	0.0	3.5			
								8/8/06	14:15	ICV_gas_6220	ICV	57.6	57.7			100
6219053	ONL	ONL SD 19M	C	South Deep	BOD bottle (N2, CH4, CO2)	8/7/06	14:10	8/8/06	15:36	DUP1_gas_6220	DUP1		22.5	26.1	15	
								8/8/06	17:49	CCV2_gas_6220	CCV2	57.6	57.4			100
								8/8/06	18:05	CCB3_gas_6220	CCB3	0.0	0.3			
								8/8/06	19:50	CCV3_gas_6220	CCV3	57.6	51.2			89
								8/11/06	14:16	ICV_gas_6223	ICV	57.6	58.5			102
								8/11/06	14:29	ICB_gas_6223	ICB	0.0	1.4			
6219047	ONL	ONL SD 15M		South Deep	BOD bottle (N2, CH4, CO2)	8/7/06	13:04	8/11/06	15:25	DUP1_gas_6223	DUP1		24.4	21.8	11	
								8/11/06	17:44	CCV2_gas_6223	CCV2	57.6	54.2			94
								8/11/06	17:58	CCB2_gas_6223	CCB2	0.0	0.6			
								8/15/06	9:20	ICB_gas_6227	ICB	0.0	2.0			
								8/15/06	10:20	ICV_gas_6227	ICV	57.6	52.9			92
6226035	ONL	ONL SD Gas C(		South Deep	syringe	8/14/06	8:35	8/15/06	10:46	DUP1_gas_6227	DUP1		683.7	680.2	1	
								8/15/06	11:32	CCB2_gas_6227	CCB2	0.0	0.5			
								8/15/06	14:37	CCV2_gas_6227	CCV2	57.6	50.6			88
6226045	ONL	ONL SD 14M		South Deep	BOD bottle (N2, CH4, CO2)	8/14/06	11:40	8/15/06	16:16	DUP2_gas_6227	DUP2		21.6	18.4	16	
								8/15/06	19:24	CCV3_gas_6227	CCV3	57.6	50.2			87
								8/15/06	19:40	CCB3_gas_6227	CCB3	0.0	0.2			
								8/22/06	16:14	ICV_gas_6234	ICV	57.6	54.7			95
6233053	ONL	ONL SD Gas C(		South Deep	syringe	8/21/06	8:00	8/22/06	16:39	DUP1_gas_6234	DUP1		234.1	231.7	1	
								8/22/06	17:35	ICB_gas_6234	ICB	0.0	0.6			
								8/22/06	20:14	CCV2_gas_6234	CCV2	57.6	51.5			89
								8/22/06	20:31	CCB2_gas_6234	CCB2	0.0	3.8			
								8/23/06	15:00	ICB_gas_6235	ICB	0.0	8.4			
								8/23/06	16:01	ICV_gas_6235	ICV	57.6	59.0			102
6233028	ONL	ONL SD 18M		South Deep	BOD bottle (N2, CH4, CO2)	8/21/06	11:05	8/23/06	17:42	DUP1_gas_6235	DUP1		24.7	24.2	2	
								8/23/06	19:00	CCV2_gas_6235	CCV2	57.6	55.0			95
								8/23/06	19:17	CCB2_gas_6235	CCB2	0.0	0.5			
								8/30/06	10:37	ICV_gas_6242	ICV	57.6	58.5			102
								8/30/06	10:52	ICB_gas_6242	ICB	0.0	0.6			
6241063	ONL	ONL SD Gas C(		South Deep	syringe	8/29/06	8:41	8/30/06	11:28	DUP1_gas_6242	DUP1		298.6	288.0	4	
								8/30/06	11:41	CCB2_gas_6242	CCB2	0.0	0.4			
								8/30/06	14:30	CCV2_gas_6242	CCV2	57.6	45.7			79
								8/30/06	14:58	CCB3_gas_6242	CCB3	0.0	1.7			
6241075	ONL	ONL SD 17M		South Deep	BOD bottle (N2, CH4, CO2)	8/29/06	10:41	8/30/06	16:20	DUP2_gas_6242	DUP2		25.1	20.0	23	
								8/30/06	17:45	CCV3_gas_6242	CCV3	57.6	42.6			74
								9/6/06	9:00	ICB_gas_6249	ICB	0.0	8.0			
								9/6/06	9:51	ICV_gas_6249	ICV	57.6	57.8			100
6248049	ONL	ONL SD 18M		South Deep	BOD bottle (N2, CH4, CO2)	9/5/06	11:30	9/6/06	10:20	DUP1_gas_6249	DUP1		20.9	19.8	5	
6248053	ONL	ONL SD Gas C(		South Deep	syringe	9/5/06	9:35	9/6/06	13:00	DUP2_gas_6249	DUP2		650.9	701.8	8	
								9/6/06	13:14	CCB2_gas_6249	CCB2	0.0	1.6			
								9/6/06	16:23	CCV2_gas_6249	CCV2	57.6	47.8			83
6248050	ONL	ONL SD 19M	A	South Deep	BOD bottle (N2, CH4, CO2)	9/5/06	11:30	9/6/06	17:07	DUP3_gas_6249	DUP3		20.9	20.9	0	

N2

UFI Lab ID	System Code	Client ID	Triplicate	Station Name	Field Container Code	Sampling Date	Sampling Time	Analysis Date	Analysis Time	QA ID	QA type	QA Nominal conc. N2	N2	DUP	DUP RPD	RECOVERY
								9/6/06	18:20	CCV3_gas_6249	CCV3	57.6	51.6			90
								9/6/06	18:25	CCB3_gas_6249	CCB3	0.0	0.3			
								9/12/06	9:45	ICV_gas_6255	ICV	57.6	59.7			104
								9/12/06	9:45	ICB_gas_6255	ICB	0.0	2.1			
6254044	ONL	ONL SD Gas C(		South Deep	Syringe	9/11/06	8:30	9/12/06	9:45	DUP1_gas_6255	DUP1		576.9	572.3	1	
								9/12/06	15:22	ICV_gas_6255_2	ICV	57.6	55.5			96
								9/12/06	15:40	ICB_gas_6255_2	ICB	0.0	0.9			
6254042	ONL	ONL SD 19M	B	South Deep	BOD bottle (N2, CH4, CO2)	9/11/06	11:05	9/12/06	16:15	DUP1_gas_6255_2	DUP1		23.2	23.3	0	
								9/12/06	19:12	CCV2_gas_6255_2	CCV2	57.6	50.6			88
								9/12/06	19:30	CCB2_gas_6255_2	CCB2	0.0	4.0			
								9/13/06	12:15	ICV_gas_6256	ICV	57.6	57.4			100
								9/13/06	12:40	ICB_gas_6256	ICB	0.0	0.9			
								9/13/06	16:00	CCV2_gas_6256	CCV2	57.6	35.4			62
								9/19/06	9:52	ICV_gas_6262	ICV	57.6	57.3			100
								9/19/06	10:20	ICB_gas_6262	ICB	0.0	1.5			
6261043	ONL	ONL SD Gas C(		South Deep	Syringe	9/18/06	10:30	9/19/06	11:15	DUP1_gas_6262	DUP1		671.5	666.8	1	
								9/19/06	15:50	CCV2_gas_6262	CCV2	57.6	53.2			92
								9/19/06	16:17	CCV3_gas_6262	CCV3	57.6	52.0			90
								9/19/06	16:45	CCB2_gas_6262	CCB2	0.0	1.8			
								9/20/06	14:28	ICV_gas_6263	ICV	57.6	55.1			96
								9/20/06	14:44	ICB_gas_6263	ICB	0.0	0.9			
6261050	ONL	ONL SD Gas C(		South Deep	Syringe	9/18/06	10:30	9/20/06	15:16	DUP1_gas_6263	DUP1		311.0	311.1	0	
								9/20/06	17:24	CCV2_gas_6263	CCV2	57.6	47.8			83
								9/20/06	17:40	CCB2_gas_6263	CCB2	0.0	0.3			
								9/29/06	8:26	ICB_gas_6272	ICB	0.0	7.8			
								9/29/06	9:30	ICV_gas_6272	ICV	57.6	61.4			107
6268051	ONL	ONL SD Gas C(		South Deep	Syringe	9/25/06	8:30	9/29/06	10:55	DUP1_gas_6272	DUP1		791.8	788.0	0	
								9/29/06	14:27	CCV2_gas_6272	CCV2	57.6	45.7			79
								9/29/06	14:48	CCB2_gas_6272	CCB2	0.0	1.5			
								9/29/06	15:10	CCB3_gas_6272	CCB3	0.0	0.6			
6268052	ONL	ONL SD Gas C(		South Deep	Syringe	9/25/06	8:30	9/29/06	17:17	DUP2_gas_6272	DUP2		510.6	511.1	0	
								9/29/06	17:38	CCV3_gas_6272	CCV3	57.6	42.4			74
								9/29/06	18:00	CCB4_gas_6272	CCB4	0.0	0.0			
								10/5/06	9:23	ICV_gas_6278	ICV	57.6	50.0			87
								10/5/06	9:56	ICB_gas_6278	ICB	0.0	1.8			
6275041	ONL	ONL SD Gas C(		South Deep	Syringe	10/2/06	8:45	10/5/06	10:30	DUP1_gas_6278	DUP1		560.5			
								10/5/06	10:46	CCB2_gas_6278	CCB2	0.0	0.6			
								10/5/06	13:33	CCV2_gas_6278	CCV2	57.6	45.5			79
								10/5/06	13:50	CCB3_gas_6278	CCB3	0.0	0.3			
6275038	ONL	ONL SD 19M	A	South Deep	BOD bottle (N2, CH4, CO2)	10/2/06	12:45	10/5/06	14:40	DUP2_gas_6278	DUP2		14.8	19.6	28	
								10/5/06	15:13	CCV3_gas_6278	CCV3	57.6	47.2			82
								10/5/06	15:30	CCB4_gas_6278	CCB4	0.0	0.6			
								10/11/06	12:09	ICV_gas_6284	ICV	57.6	57.5			100
								10/11/06	12:32	ICB_gas_6284	ICB	0.0	2.1			
6282042	ONL	ONL SD Gas C(		South Deep	Syringe	10/9/06	8:30	10/11/06	14:50	DUP1_gas_6284	DUP1		863.4	871.9	1	
								10/11/06	18:41	CCV2_gas_6284	CCV2	57.6	60.5			105
								10/11/06	19:04	CCB2_gas_6284	CCB2	0.0	0.7			
								10/11/06	20:36	CCV3_gas_6284	CCV3	57.6	51.9			90
								10/11/06	21:00	CCB3_gas_6284	CCB3	0.0	1.1			
								10/20/06	9:37	ICB_gas_6293	ICB	0.0	1.3			
								10/20/06	11:45	ICV_gas_6293	ICV	57.6	52.6			91
								10/20/06	13:16	CCV2_gas_6293	CCV2	57.6	56.1			97
								10/20/06	13:35	CCB2_gas_6293	CCB2	0.0	0.6			

N2

UFI Lab ID	System Code	Client ID	Triplicate	Station Name	Field Container Code	Sampling Date	Sampling Time	Analysis Date	Analysis Time	QA ID	QA type	QA Nominal conc. N2	N2	DUP	DUP RPD	RECOVERY
6289034	ONL	ONL SD Gas C(		South Deep	Syringe	10/16/06	9:00	10/20/06	14:11	DUP1_gas_6293	DUP1		967.6	954.9	1	
								10/20/06	14:30	CCV3_gas_6293	CCV3	57.6	52.3			91
								11/6/06	15:18	ICV_gas_6310	ICV	57.6	60.2			105
								11/6/06	15:30	DUP1_gas_6310	DUP1		895.2	906.8	1	
								11/6/06	15:48	ICB_gas_6310	ICB	0.0	0.6			
								11/6/06	15:55	CCV2_gas_6310	CCV2	57.6	46.2			80
								11/17/06	14:25	ICB_gas_6321	ICB	0.0	14.4			
								11/17/06	15:40	ICV_gas_6321	ICV	57.6	52.4			91
6305017	ONL	ONL SD Gas C(		South Deep	syringe	11/1/06	8:31	11/17/06	16:30	DUP1_gas_6321	DUP1		905.1	891.4	2	
6318146	ONL	ONL SD Gas C(		South Deep	syringe	11/14/06	8:55	11/17/06	17:20	DUP2_gas_6321	DUP2		860.7	877.2	2	
								11/17/06	18:35	CCB2_gas_6321	CCB2	0.0	2.0			
								11/17/06	19:00	CCV2_gas_6321	CCV2	57.6	51.6			90
								12/1/06	10:51	ICV_gas_6335	ICV	57.6	58.0			101
								12/1/06	12:15	ICB_gas_6335	ICB	0.0	1.9			
6282041	ONL	ONL SD 19M	C	South Deep	BOD bottle (N2, CH4, CO2)	10/9/06	11:30	12/1/06	15:31	DUP1_gas_6335	DUP1		18.6	22.6	19	
								12/1/06	16:27	CCV3_gas_6335	CCV3	57.6	51.4			89
								12/1/06	16:55	CCB2_gas_6335	CCB2	0.0	0.8			

This table has not been formatted for printing.

UPSTATE FRESHWATER INSTITUTE
PO Box 506
Syracuse, NY 13214
Contact: Dave Matthew: Lab Manager: Jennifer Aicher
Phone: 315-431-4962 (Phone: 315-431-4962 ext.115

Prepared for Linda Cook of Exponent

Date of issue: 1/2/2007

Method: Heaney and Davison 1977

LOQ 32 ugFe/L
LOD 16 ugFe/L

UFI Lab ID	System Code	Client ID	Triplicate	Station Name	Field Container Code	Sampling Date	Sampling Time (HH:MM)	Analysis Date	Analysis Time (HH:MM)	QA ID	QA type	QA Nominal conc. Fe2+ (ug/L)	Fe2+ (ug/L)	DUP (ug/L)	DUP RPD %	RECOVERY %	MS RECOVERY %
								6/13/06	15:08	ICV_Fe2+_6164	ICV	1110	1108			100	
								6/13/06	15:13	ICB_Fe2+_6164	ICB	0	10				
								6/13/06	15:17	REF_Fe2+_6164	REF	20	30				
								6/13/06	15:22	LCS_Fe2+_6164	LCS	600	654			109	
6163033	ONL	ONL SD 19M	A	South Deep	Fe2+	6/12/06	11:03	6/13/06	15:35	DUP1_Fe2+_6164	DUP1		21	23			
								6/13/06	15:58	CCV2_Fe2+_6164	CCV2	1110	1096			99	
								6/13/06	16:03	CCB2_Fe2+_6164	CCB2	0	3				
								6/26/06	10:47	ICB_Fe2+_6177	ICB	0	1				
								6/26/06	10:51	ICV_Fe2+_6177	ICV	80	80			100	
								6/26/06	10:56	LCS_Fe2+_6177	LCS	167	189			113	
								6/26/06	11:00	REF_Fe2+_6177	REF	80	79			99	
6170036	ONL	ONL SD 19M	A	South Deep	Fe2+	6/19/06	11:35	6/26/06	11:13	DUP1_Fe2+_6177	DUP1		15	11			
								6/26/06	11:22	CCV2_Fe2+_6177	CCV2	80	82			102	
								6/26/06	11:26	CCB2_Fe2+_6177	CCB2	0	6				
6170033	ONL	ONL SD 16M		South Deep	Fe2+	6/19/06	11:00	6/26/06	11:44		MS1		12				
								6/26/06	11:48	MS1_Fe2+_6177	MS1	167	204				115
								6/26/06	12:10	CCV3_Fe2+_6177	CCV3	80	77			96	
								6/26/06	12:15	CCB3_Fe2+_6177	CCB3	0	2				
								6/27/06	14:24	ICV_Fe2+_6178	ICV	80	71			88	
								6/27/06	14:28	LCS_Fe2+_6178	LCS	167	182			109	
								6/27/06	14:32	REF_Fe2+_6178	REF	80	133			166	
6177042	ONL	ONL SD 18M		South Deep	Fe2+	6/26/06	12:25	6/27/06	14:46	DUP1_Fe2+_6178	DUP1		13	21			
								6/27/06	14:57	CCV2_Fe2+_6178	CCV2	80	72			90	
								6/27/06	15:01	CCB2_Fe2+_6178	CCB2	6	6				
6177038	ONL	ONL SD 14M		South Deep	Fe2+	6/26/06	11:50	6/27/06	15:12		MS1		13				
								6/27/06	15:16	MS1_Fe2+_6178	MS1	167	199				112
								6/27/06	15:38	CCB3_Fe2+_6178	CCB3	6	6				
								6/27/06	15:41	CCB4_Fe2+_6178	CCB4	6	6				
								7/5/06	2:44	ICV_Fe2+_6186	ICV	80	78			98	
								7/5/06	2:49	LCS_Fe2+_6186	LCS	17	27				
								7/5/06	2:54	REF_Fe2+_6186	REF	80	88			110	
6185039	ONL	ONL SD 17M		South Deep	Fe2+	7/4/06	11:57	7/5/06	3:13	DUP1_Fe2+_6186	DUP1		10	15			
								7/5/06	3:27	CCV2_Fe2+_6186	CCV2	80	77			97	
								7/5/06	3:32	CCB2_Fe2+_6186	CCB2	0	13				
6185035	ONL	ONL SD 13M		South Deep	Fe2+	7/4/06	11:29	7/5/06	3:46		MS1		8				
								7/5/06	3:51	MS1_Fe2+_6186	MS1	17	32				140
								7/5/06	4:25	CCV3_Fe2+_6186	CCV3	40	42			104	
								7/5/06	4:30	CCB3_Fe2+_6186	CCB3	0	13				
								7/13/06	10:34	ICV_Fe2+_6194	ICV	80	83			104	
								7/13/06	10:38	ICB_Fe2+_6194	ICB	0	4				
								7/13/06	10:42	LCS_Fe2+_6194	LCS	17	18				
								7/13/06	10:55	REF_Fe2+_6194	REF	80	75			94	

UFI Lab ID	System Code	Client ID	Triplicate	Station Name	Field Container Code	Sampling Date	Sampling Time	Analysis Date	Analysis Time	QA ID	QA type	QA Nominal conc. Fe2+	Fe2+	DUP	DUP RPD	RECOVERY	MS RECOVERY
								7/13/06	11:24	CCV2_Fe2+_6194	CCV2	80	83			104	
								7/13/06	11:28	CCB2_Fe2+_6194	CCB2	0	2				
6191065	ONL	ONL SD 15M		South Deep	Fe2+	7/10/06	11:30	7/13/06	11:32	DUP1_Fe2+_6194	DUP1		12	15			
6191064	ONL	ONL SD 14M		South Deep	Fe2+	7/10/06	11:22	7/13/06	11:41		MS1		11				
								7/13/06	11:45	MS1_Fe2+_6194	MS1	17	32				125
								7/13/06	12:18	CCV3_Fe2+_6194	CCV3	80	66			82	
								7/13/06	12:23	CCB3_Fe2+_6194	CCB3	0	2				
								7/18/06	11:04	ICV_Fe2+_6199	ICV	40	39			97	
								7/18/06	11:08	ICB_Fe2+_6199	ICB	0	3				
								7/18/06	11:13	LCS_Fe2+_6199	LCS	17	15				
								7/18/06	11:26	REF_Fe2+_6199	REF	80	77			96	
								7/18/06	11:57	CCV2_Fe2+_6199	CCV2	40	42			104	
								7/18/06	12:02	CCB2_Fe2+_6199	CCB2	0	2				
6198038	ONL	ONL SD 14M		South Deep	Fe2+	7/17/06	11:11	7/18/06	12:11	DUP1_Fe2+_6199	DUP1		5	5			
6198037	ONL	ONL SD 13M		South Deep	Fe2+	7/17/06	11:04	7/18/06	12:20		MS1		1				
								7/18/06	12:24	MS1_Fe2+_6199	MS1	17	18				99
								7/18/06	12:55	CCV3_Fe2+_6199	CCV3	40	41			102	
								7/18/06	13:00	CCB3_Fe2+_6199	CCB3	0	3				
								7/27/06	9:26	ICV_Fe2+_6208	ICV	80	76			95	
								7/27/06	9:32	ICB_Fe2+_6208	ICB	0	2				
								7/27/06	9:38	LCS_Fe2+_6208	LCS	17	18				
								7/27/06	9:44	REF_Fe2+_6208	REF	80	82			103	
6205049	ONL	ONL SD 19M	C	South Deep	Fe2+	7/24/06	12:40	7/27/06	9:50	DUP1_Fe2+_6208	DUP1		60	54	11		
6205046	ONL	ONL SD 18M		South Deep	Fe2+	7/24/06	12:18	7/27/06	10:20		MS1		38				
								7/27/06	10:26	MS1_Fe2+_6208	MS1	34	35				-8
								7/27/06	10:38	CCV2_Fe2+_6208	CCV2	80	72			90	
								7/27/06	10:44	CCB2_Fe2+_6208	CCB2	0	1				
								7/27/06	12:02	CCV3_Fe2+_6208	CCV3	80	74			92	
								7/27/06	12:08	CCB3_Fe2+_6208	CCB3	0	2				
								8/1/06	11:03	ICV_Fe2+_6213	ICV	80	79			98	
								8/1/06	11:06	ICB_Fe2+_6213	ICB	0	4				
								8/1/06	11:10	LCS_Fe2+_6213	LCS	17	20				
								8/1/06	11:26	REF_Fe2+_6213	REF	80	81			102	
6212044	ONL	ONL SD 19M	B	South Deep	Fe2+	7/31/06	12:00	8/1/06	11:33		MS1		6				
								8/1/06	11:36	MS1_Fe2+_6213	MS1	17	28				131
6212043	ONL	ONL SD 19M	A	South Deep	Fe2+	7/31/06	11:50	8/1/06	11:40	DUP1_Fe2+_6213	DUP1		6	7			
								8/1/06	11:56	CCV2_Fe2+_6213	CCV2	80	75			93	
								8/1/06	12:00	CCB2_Fe2+_6213	CCB2	0	3				
6212033	ONL	ONL SD 9M		South Deep	Fe2+	7/31/06	10:15	8/1/06	12:23	DUP2_Fe2+_6213	DUP2		-2	-4			
								8/1/06	12:56	CCV3_Fe2+_6213	CCV3	80	74			93	
								8/1/06	13:00	CCB3_Fe2+_6213	CCB3	0	2				
								8/9/06	9:43	ICV_Fe2+_6221	ICV	80	76			95	
								8/9/06	9:47	ICB_Fe2+_6221	ICB	0	8				
								8/9/06	10:12	LCS_Fe2+_6221	LCS	17	18				
								8/9/06	10:16	REF_Fe2+_6221	REF	80	80			100	
6219052	ONL	ONL SD 19M	B	South Deep	Fe2+	8/7/06	14:00	8/9/06	10:23		MS1		77				
								8/9/06	10:27	MS1_Fe2+_6221	MS1	17	88				64
6219051	ONL	ONL SD 19M	A	South Deep	Fe2+	8/7/06	13:55	8/9/06	10:30	DUP1_Fe2+_6221	DUP1		85	82	4		
								8/9/06	10:52	CCV2_Fe2+_6221	CCV2	80	77			97	
								8/9/06	10:55	CCB2_Fe2+_6221	CCB2	0	7				
6219040	ONL	ONL SD 8M		South Deep	Fe2+	8/7/06	11:50	8/9/06	11:28	DUP2_Fe2+_6221	DUP2		1	0			
								8/9/06	12:22	CCV3_Fe2+_6221	CCV3	80	73			91	

UFI Lab ID	System Code	Client ID	Triplicate	Station Name	Field Container Code	Sampling Date	Sampling Time	Analysis Date	Analysis Time	QA ID	QA type	QA Nominal conc. Fe2+	Fe2+	DUP	DUP RPD	RECOVERY	MS RECOVERY
								8/9/06	12:26	CCB3_Fe2+_6221	CCB3	0	8				
								8/16/06	14:53	ICV_Fe2+_6228	ICV	80	79			98	
								8/16/06	14:57	ICB_Fe2+_6228	ICB	0	2				
								8/16/06	15:09	LCS_Fe2+_6228	LCS	17	18				
								8/16/06	15:17	REF_Fe2+_6228	REF	80	81			101	
6226051	ONL	ONL SD 19M	B	South Deep	Fe2+	8/14/06	12:59	8/16/06	15:24		MS1		56				
								8/16/06	15:28	MS1_Fe2+_6228	MS1	17	75				116
6226050	ONL	ONL SD 19M	A	South Deep	Fe2+	8/14/06	12:59	8/16/06	15:32	DUP1_Fe2+_6228	DUP1		57	57	0		
								8/16/06	15:51	CCV2_Fe2+_6228	CCV2	80	81			101	
								8/16/06	15:55	CCB2_Fe2+_6228	CCB2	0	0				
6226039	ONL	ONL SD 8M		South Deep	Fe2+	8/14/06	10:30	8/16/06	16:26	DUP2_Fe2+_6228	DUP2		2	2			
								8/16/06	16:46	CCV3_Fe2+_6228	CCV3	80	69			87	
								8/16/06	16:50	CCB3 _Fe2+_6228	CCB3	0	-9				
								8/22/06	14:04	ICV_Fe2+_6234	ICV	80	81			101	
								8/22/06	14:13	ICB_Fe2+_6234	ICB	0	0				
								8/22/06	14:22	LCS_Fe2+_6234	LCS	17	18				
								8/22/06	14:27	REF_Fe2+_6234	REF	80	80			100	
6233044	ONL	ONL SD 19M	A	South Deep	Fe2+	8/21/06	11:15	8/22/06	14:45		MS1		42				
								8/22/06	14:49	MS1_Fe2+_6234	MS1	17	60				105
6233042	ONL	ONL SD 17M		South Deep	Fe2+	8/21/06	10:55	8/22/06	14:58	DUP1_Fe2+_6234	DUP1		4	5			
								8/22/06	15:12	CCV2_Fe2+_6234	CCV2	80	80			100	
								8/22/06	15:16	CCB2_Fe2+_6234	CCB2	0	0				
6233035	ONL	ONL SD 10M		South Deep	Fe2+	8/21/06	9:50	8/22/06	15:43	DUP2_Fe2+_6234	DUP2		2	0			
								8/22/06	16:15	CCV3_Fe2+_6234	CCV3	80	78			97	
								8/22/06	16:20	CCB3_Fe2+_6234	CCB3	0	0				
								8/31/06	14:03	ICV_Fe2+_6243	ICV	80	78			97	
								8/31/06	14:07	ICB_Fe2+_6243	ICB	0	1				
								8/31/06	14:18	LCS_Fe2+_6243	LCS	17	20				
								8/31/06	14:26	REF_Fe2+_6243	REF	80	85			106	
6241077	ONL	ONL SD 19M	A	South Deep	Fe2+	8/29/06	11:00	8/31/06	14:41		MS1		81				
								8/31/06	14:45	MS1_Fe2+_6243	MS1	17	99				106
6241075	ONL	ONL SD 17M		South Deep	Fe2+	8/29/06	10:41	8/31/06	14:52	DUP1_Fe2+_6243	DUP1		3	4			
								8/31/06	15:03	CCV2_Fe2+_6243	CCV2	80	79			99	
								8/31/06	15:11	CCB2_Fe2+_6243	CCB2	0	1				
6241068	ONL	ONL SD 10M		South Deep	Fe2+	8/29/06	10:07	8/31/06	15:33	DUP2_Fe2+_6243	DUP2		2	4			
								8/31/06	15:56	CCV3_Fe2+_6243	CCV3	80	78			97	
								8/31/06	16:00	CCB3_Fe2+_6243	CCB3	0	2				
								9/6/06	11:04	ICV_Fe2+_6249	ICV	80	79			99	
								9/6/06	11:09	ICB_Fe2+_6249	ICB	0	-1				
								9/6/06	11:14	LCS_Fe2+_6249	LCS	17	19				
								9/6/06	11:19	REF_Fe2+_6249	REF	80	78			97	
6248050	ONL	ONL SD 19M	A	South Deep	Fe2+	9/5/06	11:30	9/6/06	11:38		MS1		138				
								9/6/06	11:43	MS1_Fe2+_6249	MS1	17	158				116
6248048	ONL	ONL SD 17M		South Deep	Fe2+	9/5/06	11:13	9/6/06	11:52	DUP1_Fe2+_6249	DUP1		7	10			
								9/6/06	12:07	CCV2_Fe2+_6249	CCV2	80	81			102	
								9/6/06	12:12	CCB2 _Fe2+_6249	CCB2	0	-1				
								9/6/06	12:55	CCV3_Fe2+_6249	CCV3	80	80			100	
								9/6/06	13:00	CCB3_Fe2+_6249	CCB3	0	0				
								9/14/06	10:04	ICV_Fe2+_6257	ICV	40	39			97	
								9/14/06	10:09	ICB_Fe2+_6257	ICB	0	1				
								9/14/06	10:22	LCS_Fe2+_6257	LCS	17	20				
								9/14/06	10:27	REF_Fe2+_6257	REF	80	79			99	

UFI Lab ID	System Code	Client ID	Triplicate	Station Name	Field Container Code	Sampling Date	Sampling Time	Analysis Date	Analysis Time	QA ID	QA type	QA Nominal conc. Fe2+	Fe2+	DUP	DUP RPD	RECOVERY	MS RECOVERY
6254041	ONL	ONL SD 19M	A	South Deep	Fe2+	9/11/06	11:05	9/14/06	10:45		MS1		80				
								9/14/06	10:49	MS1_Fe2+_6257	MS1	17	102				129
6254039	ONL	ONL SD 17M		South Deep	Fe2+	9/11/06	10:52	9/14/06	10:58	DUP1_Fe2+_6257	DUP1		8	7			
								9/14/06	11:12	CCV2_Fe2+_6257	CCV2	40	43			107	
								9/14/06	11:16	CCB2_Fe2+_6257	CCB2	0	1				
6254032	ONL	ONL SD 10M		South Deep	Fe2+	9/11/06	9:53	9/14/06	11:43	DUP2_Fe2+_6257	DUP2		1	1			
								9/14/06	12:10	CCV3_Fe2+_6257	CCV3	40	40			101	
								9/14/06	12:15	CCB3_Fe2+_6257	CCB3	0	2				
								9/20/06	11:04	ICV_Fe2+_6263	ICV	80	81			101	
								9/20/06	11:08	ICB_Fe2+_6263	ICB	0	0				
								9/20/06	11:17	LCS_Fe2+_6263	LCS	17	18				
								9/20/06	11:21	REF_Fe2+_6263	REF	80	81			101	
6261040	ONL	ONL SD 19M	A	South Deep	Fe2+	9/18/06	14:30	9/20/06	11:38		MS1		108				
								9/20/06	11:42	MS1_Fe2+_6263	MS1	17	128				120
6261038	ONL	ONL SD 17M		South Deep	Fe2+	9/18/06	13:50	9/20/06	11:51	DUP1_Fe2+_6263	DUP1		9	12			
								9/20/06	12:04	CCV2_Fe2+_6263	CCV2	80	80			100	
								9/20/06	12:08	CCB2_Fe2+_6263	CCB2	0	0				
6261031	ONL	ONL SD 10M		South Deep	Fe2+	9/18/06	12:15	9/20/06	12:34	DUP2_Fe2+_6263	DUP2		-3	-3			
								9/20/06	12:55	CCV3_Fe2+_6263	CCV3	80	79			99	
								9/20/06	13:00	CCB3_Fe2+_6263	CCB3	0	0				
								9/27/06	1:00	CCB3_Fe2+_6270	CCB3	0	2				
								9/27/06	1:24	CCV3_Fe2+_6270	CCV3	80	80			100	
6268033	ONL	ONL SD 10M		South Deep	Fe2+	9/25/06	10:10	9/27/06	2:36	DUP2_Fe2+_6270	DUP2		2	2			
								9/27/06	5:00	CCB2_Fe2+_6270	CCB2	0	0				
								9/27/06	5:24	CCV2_Fe2+_6270	CCV2	80	82			102	
6268040	ONL	ONL SD 17M		South Deep	Fe2+	9/25/06	11:22	9/27/06	6:36	DUP1_Fe2+_6270	DUP1		43	39	8		
								9/27/06	7:24	MS1_Fe2+_6270	MS1	17	125				115
6268042	ONL	ONL SD 19M	A	South Deep	Fe2+	9/25/06	11:51	9/27/06	7:48		MS1		106				
								9/27/06	9:24	REF_Fe2+_6270	REF	80	81			101	
								9/27/06	9:48	LCS_Fe2+_6270	LCS	17	20				
								9/27/06	10:12	ICB_Fe2+_6270	ICB	0	0				
								9/27/06	10:36	ICV_Fe2+_6270	ICV	80	81			101	
								10/5/06	11:04	ICV_Fe2+_6278	ICV	80	78			98	
								10/5/06	11:09	ICB__Fe2+_6278	ICB	0	-1				
								10/5/06	11:19	LCS_Fe2+_6278	LCS	17	17				
								10/5/06	11:24	REF_Fe2+_6278	REF	80	83			103	
6275038	ONL	ONL SD 19M	A	South Deep	Fe2+	10/2/06	12:45	10/5/06	11:43		MS1		84				
								10/5/06	11:48	MS1_Fe2+_6278	MS1	17	100				93
6275036	ONL	ONL SD 17M		South Deep	Fe2+	10/2/06	12:00	10/5/06	11:57	DUP1_Fe2+_6278	DUP1		47	48	2		
								10/5/06	12:12	CCV2_Fe2+_6278	CCV2	80	81			101	
								10/5/06	12:16	CCB2_Fe2+_6278	CCB2	0	0				
								10/5/06	12:50	CCV3_Fe2+_6278	CCV3	80	78			97	
								10/5/06	13:00	CCB3_Fe2+_6278	CCB3	0	-2				
								10/11/06	11:14	ICV_Fe2+_6284	ICV	80	82			102	
								10/11/06	11:19	ICB_Fe2+_6284	ICB	0	-2				
								10/11/06	11:28	LCS_Fe2+_6284	LCS	17	19				
								10/11/06	11:33	REF_Fe2+_6284	REF	80	79			98	
6282041	ONL	ONL SD 19M	C	South Deep	Fe2+	10/9/06	11:30	10/11/06	11:43	DUP1_Fe2+_6284	DUP1		91	94	3		
6282039	ONL	ONL SD 19M	A	South Deep	Fe2+	10/9/06	11:30	10/11/06	11:57		MS1		93				
								10/11/06	12:02	MS1_Fe2+_6284	MS1	17	107				82
								10/11/06	12:21	CCV2_Fe2+_6284	CCV2	80	82			103	
								10/11/06	12:26	CCB2_Fe2+_6284	CCB2	0	-2				

UFI Lab ID	System Code	Client ID	Triplicate	Station Name	Field Container Code	Sampling Date	Sampling Time	Analysis Date	Analysis Time	QA ID	QA type	QA Nominal conc. Fe2+	Fe2+	DUP	DUP RPD	RECOVERY	MS RECOVERY
								10/11/06	12:55	CCV3_Fe2+_6284	CCV3	80	81			101	
								10/11/06	13:00	CCB3_Fe2+_6284	CCB3	0	-2				
								10/19/06	14:36	ICV_Fe2+_6292	ICV	80	82			103	
								10/19/06	14:50	ICB_Fe2+_6292	ICB	0	1				
								10/19/06	15:24	LCS_Fe2+_6292	LCS	17	19				
								10/19/06	15:31	REF_Fe2+_6292	REF	80	87			109	
6289033	ONL	ONL SD 19M	C	South Deep	Fe2+	10/16/06	11:50	10/19/06	15:51	DUP1_Fe2+_6292	DUP1		34	34	0		
6289032	ONL	ONL SD 19M	B	South Deep	Fe2+	10/16/06	11:50	10/19/06	16:05	DUP2_Fe2+_6292	DUP2		6	6			
6289031	ONL	ONL SD 19M	A	South Deep	Fe2+	10/16/06	11:50	10/19/06	16:19		MS1		33				
								10/19/06	16:25	MS1_Fe2+_6292	MS1	17	44				64
								10/19/06	16:53	CCV2_Fe2+_6292	CCV2	80	81			101	
								10/19/06	17:00	CCB2_Fe2+_6292	CCB2	0	1				

This table has not been formatted for printing.

Run ID #	Sample ID#	Analysis Date	Batch ID	THg, ng	Spiked amount, ng	% Rec	MS, ng	MS, % Recovery	MSD, ng	MSD, % Recovery	% RPD	Lab Dup, ng	% RPD	Comments
1	OPR1-40606	4/6/2006	ST060406T1	8.775	10	88								
	QCSS-40606	4/6/2006	ST060406T1	9.941	10	99								
	CCV1-40606	4/6/2006	ST060406T1	8.403	10	84								
	CCV2-40606	4/6/2006	ST060406T2	8.735	10	87								
	W060009	4/6/2006	ST060406T1	0.01	10		8.383	84	8.360	84	0	0.009	14	
	OPR2-40606	4/6/2006	ST060406T2	4.676	5	94								
	CCV2-40606	4/6/2006	ST060406T2	8.735	10	87								
	W060013a	4/6/2006	ST060406T2	0.653	10	87	8.709	81	8.611	80	1	0.649	1	
2	OPR1-52306	5/23/2006	ST060523T1	4.805	5	96								
	QCSS-52306	5/23/2006	ST060523T1	9.613	10	96								
	ICV-52306	5/23/2006	ST060523T1	24.967	25	100								
	CCV1-52306	5/23/2006	ST060523T1	24.781	25	99								
	CCV2-52306	5/23/2006	ST060523T2	23.934	25	96								
	W060018	5/23/2006	ST060523T1	2.723	25		25.874	93	23.934	86	9	2.356	4	
	CCV2-52306	5/23/2006	ST060523T2	23.934	25	96								
	CCV3-52306	5/23/2006	ST060523T3	22.900	25	92								
	W060024	5/23/2006	ST060523T2	1.893	25		24.996	93	25.370	94	2	1.685	3	
	CCV3-52306	5/23/2006	ST060523T3	22.900	25	92								
	CCV4-52306	5/23/2006	ST060523T3	23.100	25	92								
	OPR2-52306	5/23/2006	ST060523T3	4.390	5	88								
	W060029	5/23/2006	ST060523T3	0.490	25		22.675	89	23.022	90	2	0.522	2	
3	OPR1-60606	6/6/2006	ST060606T1	4.936	5	99								
	QCSS-60606	6/6/2006	ST060606T1	9.865	10	99								
	ICV-60606	6/6/2006	ST060606T1	24.718	25	99								
	CCV1-60606	6/6/2006	ST060606T1	23.952	25	96								
	CCV2-60606	6/6/2006	ST060606T1	24.883	25	100								
	W060035	6/6/2006	ST060606T1	0.452	25		24.325	95	24.563	96	1	0.465	1	
	OPR2-60606	6/6/2006	ST060606T2	4.900	5	98								
	CCV2-60606	6/6/2006	ST060606T1	24.883	25	100								
	CCV3-60606	6/6/2006	ST060606T2	23.339	25	93								
	W060038	6/6/2006	ST060606T2	1.496	25		25.163	94	26.518	99	6	1.895	6	
4	OPR1-62706	6/27/2006	ST060627T1	4.983	5	100								
	QC-SS 62706	6/27/2006	ST060627T1	9.962	10	100								
	ICV-62706	6/27/2006	ST060627T1	25.544	25	102								
	CCV1-62706	6/27/2006	ST060627T1	25.669	25	103								

Run ID #	Sample ID#	Analysis Date	Batch ID	THg, ng	Spiked amount, ng	% Rec	MS, ng	MS, % Recovery	MSD, ng	MSD, % Recovery	% RPD	Lab Dup, ng	% RPD	Comments
	CCV2-62706	6/27/2006	ST060627T2	24.717	25	99								
	W060050	6/27/2006	ST060627T1	2.204	25		25.701	95	25.901	95	1	1.934	13	
	CCV2-62706	6/27/2006	ST060627T2	24.717	25	99								
	CCV3-62706	6/27/2006	ST060627T3	23.607	25	94								
	W060053	6/27/2006	ST060627T2	0.304	25		21.105	83	21.184	84	0	0.273	11	
	OPR2-62706	6/27/2006	ST060627T3	4.760	5	95								
	CCV3-62706	6/27/2006	ST060627T3	23.607	25	94								
	CCV4-62706	6/27/2006	ST060627T3	23.781	25	95								
	W060062	6/27/2006	ST060627T3	1.430	25		21.462	85	21.349	84	1	1.371	4	
5	OPR1-71306	7/13/2006	ST060713T1	4.678	5	94								
	QCSS1-71306	7/13/2006	ST060713T1	11.502	10	115								
	ICV-71306	7/13/2006	ST060713T1	24.454	25	98								
	CCV1-71306	7/13/2006	ST060713T1	24.298	25	97								
	CCV2-71306	7/13/2006	ST060713T2	23.376	25	94								
	W060063	7/13/2006	ST060713T1	0.395	25		23.932	94	23.330	92	3	0.432	9	
	OPR2-71306	7/13/2006	ST060713T2	4.700	5	94								
	CCV2-71306	7/13/2006	ST060713T2	23.376	25	94								
	CCV3-71306	7/13/2006	ST060713T2	22.948	25	92								
	W060070	7/13/2006	ST060713T2	0.419	25		23.092	91	23.105	91	0	0.446	6	
	OPR3-71306	7/13/2006	ST060713T3	4.881	5	98								
	QCSS2-71306	7/13/2006	ST060713T3	9.318	10	93								
	CCV4-71306	7/13/2006	ST060713T3	24.047	25	96								
	CCV5-71306	7/13/2006	ST060713T3	24.569	25	98								
	W060073	7/13/2006	ST060713T3	3.000	25		25.188	99	25.659	101	2	1.565	63	6
6	OPR1-72806	7/28/2006	ST060728T1	4.518	5	90								
	QCSS1-72806	7/28/2006	ST060728T1	9.014	10	90								
	ICV-7/28/06	7/28/2006	ST060728T1	23.075	25	92								
	CCV1-72806	7/28/2006	ST060728T1	22.910	25	92								
	CCV2-72806	7/28/2006	ST060728T1	22.375	25	90								
	W060089	7/28/2006	ST060728T1	0.478	25		22.335	88	22.282	87	0	0.429	11	
	OPR2-72806	7/28/2006	ST060728T2	4.750	5	95								
	CCV2-72806	7/28/2006	ST060728T1	22.375	25	90								
	CCV3-72806	7/28/2006	ST060728T2	22.989	25	92								
	W060096	7/28/2006	ST060728T2	1.459	25		26.844	101	23.852	83	20	1.717	16	
7	QCSS1-80106	8/1/2006	ST060801T1	9.726	10	97								
	ICV-80106	8/1/2006	ST060801T1	25.166	25	101								
	CCV1-80106	8/1/2006	ST060801T1	25.285	25	101								

Run ID #	Sample ID#	Analysis Date	Batch ID	THg, ng	Spiked amount, ng	% Rec	MS, ng	MS, % Recovery	MSD, ng	MSD, % Recovery	% RPD	Lab Dup, ng	% RPD	Comments
	CCV2-80106	8/1/2006	ST060801T2	25.218	25	101								
	W060113	8/1/2006	ST060801T1	1.448	25		25.627	97	25.438	96	1	1.539	6	
	OPR1-80106	8/1/2006	ST060801T1	4.968	5	99								
	CCV2-80106	8/1/2006	ST060801T2	25.218	25	101								
	CCV3-80106	8/1/2006	ST060801T2	25.308	25	101								
	W060115	8/1/2006	ST060801T2	0.180	25		24.295	96	24.910	99	3	0.187	4	
	OPR2-80106	8/1/2006	ST060801T2	5.060	5	101								
8	OPR1-80306	8/3/2006	ST060803T1	5.099	5	102								
	QCSS1-80306	8/3/2006	ST060803T1	10.409	10	104								
	ICV-80306	8/3/2006	ST060803T1	26.487	25	106								
	CCV1-80306	8/3/2006	ST060803T1	26.273	25	105								
	CCV2-80306	8/3/2006	ST060803T2	26.387	25	106								
	W060126	8/3/2006	ST060803T1	0.540	25		25.729	101	25.700	101	0	0.470	14	
	OPR2-80306	8/3/2006	ST060803T2	5.270	5	105								
	CCV2-80306	8/3/2006	ST060803T2	26.387	25	106								
	CCV3-80306	8/3/2006	ST060803T2	26.250	25	105								
	W060123	8/3/2006	ST060803T2	4.087	25		28.526	99	29.035	101	2	3.542	14	
9	OPR1-82906	8/29/2006	ST060829T1	4.591	5	92								
	QCSS1-82906	8/29/2006	ST060829T1	9.180	10	92								
	ICV-82906	8/29/2006	ST060829T1	23.502	25	94								
	CCV1-82906	8/29/2006	ST060829T1	23.593	25	94								
	CCV2-82906	8/29/2006	ST060829T2	24.236	25	97								
	W060073	8/29/2006	ST060829T1	1.777	25		24.211	90	23.851	88	2	1.750	2	
	CCV2-82906	8/29/2006	ST060829T2	24.236	25	97								
	CCV3-82906	8/29/2006	ST060829T2	23.725	25	95								
	W060147	8/29/2006	ST060829T2	4.946	25		28.051	92	27.661	90	2	5.204	5	
	OPR2-82906	8/29/2006	ST060829T3	5.770	5	115								
	CCV3-82906	8/29/2006	ST060829T2	23.725	25	95								
	CCV4-82906	8/29/2006	ST060829T3	24.539	25	98								
	W060082	8/29/2006	ST060829T3	3.724	25		25.856	88	26.022	89	1	3.954	6	
10	OPR1-101206	10/12/2006	ST061012T1	5.038	5	101								
	QCSS-101206	10/12/2006	ST061012T1	9.805	10	98								
	ICV-101206	10/12/2006	ST061012T1	25.136	25	101								
	CCV1-101206	10/12/2006	ST061012T1	34.232	25	137								7
	CCV2-101206	10/12/2006	ST061012T2	25.576	25	102								
	W060123	10/12/2006	ST061012T1	3.395	25		29.860	106	29.799	105	0	3.550	4	
	OPR2-101206	10/12/2006	ST061012T2	5.240	5	105								

Run ID #	Sample ID#	Analysis Date	Batch ID	THg, ng	Spiked amount, ng	% Rec	MS, ng	MS, % Recovery	MSD, ng	MSD, % Recovery	% RPD	Lab Dup, ng	% RPD	Comments
	CCV2-101206	10/12/2006	ST061012T2	25.576	25	102								
	CCV3-101206	10/12/2006	ST061012T2	26.018	25	104								
	W060137	10/12/2006	ST061012T2	0.488	25		26.571	105	26.54	104	0	0.369	28	1,2
	CCV3-101206	10/12/2006	ST061012T2	26.018	25	104								
	CCV4-101206	10/12/2006	ST061012T3	26.550	25	106								
	W060184	10/12/2006	ST061012T3	1.005	25		26.531	102	26.722	103	1	1.025	2	
11	OPR1-110206	11/2/2006	ST061102T1	5.038	5	101								
	QC-SS 110206	11/2/2006	ST061102T1	9.805	10	98								
	ICV-110206	11/2/2006	ST061102T1	24.209	25	97								
	CCV1-110206	11/2/2006	ST061102T1	24.353	25	97								
	CCV2-1102506	11/2/2006	ST061102T1	23.974	25	96								
	W060206	11/2/2006	ST061102T1	4.771	25		28.656	95	27.523	91	4	4.802	1	
	CCV2-1102506	11/2/2006	ST061102T1	23.974	25	96								
	CCV3-110206	11/2/2006	ST061102T2	23.657	95	95								
	W060211	11/2/2006	ST061102T2	1.744	25		25.390	95	25.153	95	1	1.787	2	
	CCV3-110206	11/2/2006	ST061102T2	23.657	25	95								
	CCV4-110206	11/2/2006	ST061102T3	23.532	25	94								
	W060223	11/2/2006	ST061102T3	13.611	25		37.327	93	36.934	91	1	14.722	8	
	OPR2-110206	11/2/2006	ST061102T4	5.240	5	105								
	CCV4-110206	11/2/2006	ST061102T3	23.532	25	94								
	CCV5-110206	11/2/2006	ST061102T4	23.175	25	93								
	W060233	11/2/2006	ST061102T4	1.286	25		24.814	94	24.193	91	3	1.366	6	
12	OPR1-112806	11/28/2006	ST061128T1	5.940	5	119								
	QC-SS 112806	11/28/2006	ST061128T1	9.375	10	94								
	ICV-112806	11/28/2006	ST061128T1	23.827	25	95								
	CCV1-112806	11/28/2006	ST061128T1	23.732	25	95								
	CCV2-112806	11/28/2006	ST061128T2	24.192	25	97								
	W060247	11/28/2006	ST061128T1	3.721	25		26.324	91	26.404	92	0	3.202	15	
	CCV3-112806	11/28/2006	ST061128T3	24.192	25	97								
	CCV4-112806	11/28/2006	ST061128T4	24.256	25	97								
	OPR2-112806	11/28/2006	ST061128T3	4.760	5	95								
	W060275	11/28/2006	ST061128T3	2.283	25		26.044	95	25.795	94	1	2.269	1	5
13	OPR1-121906	12/19/2006	ST061219T1	4.766	5	95								
	QC-SS 121906	12/19/2006	ST061219T1	9.643	10	96								
	ICV-121906	12/19/2006	ST061219T1	30.650	25	123								8
	CCV1-121906	12/19/2006	ST061219T1	29.866	25	119								
	CCV2-121906	12/19/2006	ST061219T1	24.009	25	96								

Run ID #	Sample ID#	Analysis Date	Batch ID	THg, ng	Spiked amount, ng	% Rec	MS, ng	MS, % Recovery	MSD, ng	MSD, % Recovery	% RPD	Lab Dup, ng	% RPD	Comments
	W060270	12/19/2006	ST061219T1	0.537	25		23.949	94	24.361	95	2	0.549	2	
	CCV2-121906	12/19/2006	ST061219T1	24.009	25	96								
	CCV3-121906	12/19/2006	ST061219T2	24.465	25	98								
	W060289	12/19/2006	ST061219T2	0.179	25		24.241	96	24.394	97	1	0.152	16	
	CCV3-121906	12/19/2006	ST061219T2	24.465	25	98								
	CCV4-121906	12/19/2006	ST061219T3	24.168	25	97								
	W060294	12/19/2006	ST061219T3	5.290	25		29.147	96	28.791	95	1	4.953	7	
	OPR2-121906	12/19/2006	ST061219T4	4.770	5	95								
	CCV4-121906	12/19/2006	ST061219T3	24.168	25	97								
	CCV5-121906	12/19/2006	ST061219T4	24.170	25	97								
	W060317	12/19/2006	ST061219T4	2.316	25		26.880	98	26.762	98	0	2.374	2	
14	OPR1-122106	12/21/2006	ST061221T1	6.223	5	124								
	QCSS 122106	12/21/2006	ST061221T1	10.865	10	109								
	ICV-122106	12/21/2006	ST061221T1	26.115	25	104								
	CCV1-122106	12/21/2006	ST061221T1	26.152	25	105								
	CCV2-122106	12/21/2006	ST061221T1	25.019	25	100								
	W060327	12/21/2006	ST061221T1	2.473	25		28.051	102	27.382	100	2	2.484	0	
	CCV2-122106	12/21/2006	ST061221T1	25.019	25	100								
	CCV3-122106	12/21/2006	ST061221T2	25.301	25	101								
	W060338	12/21/2006	ST061221T2	2.591	25		26.895	97	27.216	98	1	2.605	1	
	OPR2-122106	12/21/2006	ST061221T4	5.810	5	116								
15	OPR1-122906	12/29/2006	ST061229T1	10.442	10	104								
	QCSS 122906	12/29/2006	ST061229T1	9.667	10	97								
	ICV-122906	12/29/2006	ST061229T1	25.679	25	103								
	CCV1-122906	12/29/2006	ST061229T1	25.914	25	104								
	CCV2-122906	12/29/2006	ST061229T1	25.383	25	102								
	W060343	12/29/2006	ST061229T1	2.644	25		25.507	91	25.348	90	1	2.779	5	
	CCV2-122906	12/29/2006	ST061229T1	25.383	25	102								
	CCV3-122906	12/29/2006	ST061229T2	25.754	25	103								
	W060350	12/29/2006	ST061229T2	0.369	25		25.128	99	25.472	100	1	0.416	12	
	CCV3-122906	12/29/2006	ST061229T2	25.754	25	103								
	CCV4-122906	12/29/2006	ST061229T3	27.749	25	111								
	W060353	12/29/2006	ST061229T3	3.635	25		27.584	95	30.284	105	9	4.224	15	
	W060372	12/29/2006	ST061229T4	0.633	25		24.002	80	24.351	82	1	0.695	9	
	CCV4-122906	12/29/2006	ST061229T3	27.749	25	111								
	CCV5-122906	12/29/2006	ST061229T4	28.300	25	113								
	OPR2-122906	12/29/2006	ST061229T4	1.930	10	19								

Run ID #	Sample ID#	Analysis Date	Batch ID	THg, ng	Spiked amount, ng	% Rec	MS, ng	MS, % Recovery	MSD, ng	MSD, % Recovery	% RPD	Lab Dup, ng	% RPD	Comments
16	OPR1-123106	12/31/2006	ST061231T1	5.137	5	103								
	QCSS 123106	12/31/2006	ST061231T1	9.655	10	97								
	ICV-123106	12/31/2006	ST061231T1	24.518	25	98								
	CCV1-123106	12/31/2006	ST061231T1	25.243	25	101								
	CCV2-123106	12/31/2006	ST061231T1	24.462	25	98								
	W060393	12/31/2006	ST061231T1	5.369	25		28.880	96	28.533	94	1	4.912	9	
	CCV2-123106	12/31/2006	ST061231T1	24.462	25	98								
	CCV3-123106	12/31/2006	ST061231T2	24.926	25	100								
	W060404	12/31/2006	ST061231T2	4.215	25		28.193	95	27.998	94	1	4.448	5	
	CCV3-123106	12/31/2006	ST061231T2	24.926	25	100								
	CCV4-123106	12/31/2006	ST061231T3	24.237	25	97								
	W060422	12/31/2006	ST061231T3	2.976	25		26.763	94	28.157	100	5	3.267	9	
	CCV4-123106	12/31/2006	ST061231T3	24.237	25	97								
	OPR2-123106	12/31/2006	ST061231T4	4.740	5	95								
	W060402	12/31/2006	ST061231T4	0.385	25		24.091	95	24.583	97	2	0.397	3	
17	OPR1-010607	1/6/2007	ST070106T1	4.873	5	97								
	QCSS 010607	1/6/2007	ST070106T1	9.527	10	95								
	ICV-010607	1/6/2007	ST070106T1	24.452	25	98								
	CCV1-010607	1/6/2007	ST070106T1	24.302	25	97								
	CCV2-010607	1/6/2007	ST070106T2	23.893	25	96								
	W060261	1/6/2007	ST070106T1	2.637	25		26.927	97	26.592	96	1	2.627	0	
	CCV2-010607	1/6/2007	ST070106T2	23.893	25	96								
	OPR2-010607	1/6/2007	ST070106T3	-	5	#VALUE!								9
	CCV3-010607	1/6/2007	ST070106T3	24.209	25	97								
	W060431	1/6/2007	ST070106T3	3.408	25		22.181	76	20.146	68	10	2.991	13	
18	OPR1-011007	1/10/2007	ST070110T1	4.363	5	87								
	QCSS 011007	1/10/2007	ST070110T1	8.648	10	86								
	ICV-011007	1/10/2007	ST070110T1	24.620	25	98								
	CCV1-011007	1/10/2007	ST070110T1	24.131	25	97								
	CCV2-011007	1/10/2007	ST070110T2	24.197	25	97								
	W060435	1/10/2007	ST070110T1	4.028	25		27.507	94	27.623	94	0	3.985	1	
	CCV2-011007	1/10/2007	ST070110T2	24.197	25	97								
	CCV3-011007	1/10/2007	ST070110T3	23.929	25	96								
	W060289	1/10/2007	ST070110T2	-	25		26.584	95	26.438	95	1	2.807		1
	OPR2-011007	1/10/2007	ST070110T3	4.620	5	92								
	CCV3-011007	1/10/2007	ST070110T3	23.929	25	96								
	CCV4-011007	1/10/2007	ST070110T4	23.835	25	95								

Run ID #	Sample ID#	Analysis Date	Batch ID	THg, ng	Spiked amount, ng	% Rec	MS, ng	MS, % Recovery	MSD, ng	MSD, % Recovery	% RPD	Lab Dup, ng	% RPD	Comments
	W060460	1/10/2007	ST070110T3	1.617	25		24.793	93	25.140	94	1	1.546	4	
19	OPR1-11607	1/16/2007	EM070116T1	8.943	10	90								
	QCSS-11607	1/16/2007	EM070116T1	14.590	15.7	93								
	CCV1-11607	1/16/2007	EM070116T1	24.079	25	97								
	CCV2-11607	1/16/2007	EM070116T1	24.640	25	100								
	ICV-11607	1/16/2007	EM070116T1	25.086	25	101								
	W060275	1/16/2007	EM070116T1	4.854	25		25.532	83	25.117	81	2	5.207	7	
	CCV2-11607	1/16/2007	EM070116T1	24.640	25	100								
	CCV3-11607	1/16/2007	EM070116T2	24.676	25	100								
	OPR2-11607	1/16/2007	EM070116T2	8.352	10	84								
	W060274	1/16/2007	EM070116T2	4.068	25		24.573	81	24.592	81	0	4.455	9	

Comments:
1) Lab duplicate sample high
2) No samples affected, sample rerun on 8/30/06
3) Spiked samples from a different month; not included
4) sample reanalyzed on 8/29/06 with spikes
5) Sample with MS/MSD used for QC control; concentration for sample W060275 as from EM070116T1
6) Sample rerun; corrected concentration as per batch ST060829T1
7) $SnCl_2$ went dry; solution replenished; CCB1 (<0.2) and the rest of CCVs within limits; run continued
8) The opening OPR and second souce within limits; Batch ST061219T1 accepted
9) Sample spilled; closing CCV pass; Batch accepted

This table has not been formatted for printing.

Sample ID#	Batch ID	Analysis Date	MeHg Result	Qualifier
MB042706	4/27/2006	ST060427M1	<0.02	U
W060031	5/18/2006	ST060518M1	<0.02	U
MB051806	5/18/2006	ST060518M1	<0.02	U
MB061306	6/13/2006	ST060613M1	<0.02	U
CCB-1	6/13/2006	ST060613M1	<0.02	U
CCB-2	6/13/2006	ST060613M1	<0.02	U
W060043	6/13/2006	ST060613M2	<0.02	U
CCB-3	6/13/2006	ST060613M2	<0.02	U
CCB-4	6/13/2006	ST060613M2	<0.02	U
ICB-62906	6/29/2006	ST060629M1	<0.02	U
CCB1-62906	6/29/2006	ST060629M1	<0.02	U
Method blank - 62906	6/29/2006	ST060629M1	<0.02	U
CCB2-62906	6/29/2006	ST060629M2	<0.02	U
CCB3-62906	6/29/2006	ST060629M2	<0.02	U
ICB-71306	7/13/2006	ST071306M1	<0.02	U
CCB1-71306	7/13/2006	ST071306M1	<0.02	U
CCB2-71306	7/13/2006	ST071306M1	<0.02	U
Method blank- 71306	7/13/2006	ST071306M1	<0.02	
ICB-80906	8/9/2006	ST080906M1	<0.02	U
CCB1-80906	8/9/2006	ST080906M1	<0.02	U
Method blank - 80906	8/9/2006	ST080906M1	0.060	
CCB2-80906	8/9/2006	ST080906M2	<0.02	U
80962906	8/9/2006	ST080906M2	<0.02	U
ICB-91606	9/16/2006	ST060916M1	<0.02	U
CCB1-91606	9/16/2006	ST060916M1	<0.02	U
Method blank- 91606	9/16/2006	ST060916M1	<0.02	U
CCB2-91606	9/16/2006	ST060916M2	<0.02	U
CCB3-91606	9/16/2006	ST060916M2	<0.02	U
ICB-91006	9/10/2006	ST060910M1	<0.02	U
CCB1-91006	9/10/2006	ST060910M1	<0.02	U
W060117	9/10/2006	ST060910M1	<0.02	U
Pump rinsate	9/10/2006	ST060910M1	<0.02	U
Method blank - 91006	9/10/2006	ST060910M1	<0.02	U
CCB2-91006	9/10/2006	ST060910M2	<0.02	U

Sample ID#	Batch ID	Analysis Date	MeHg Result	Qualifier
ICB-91606	9/16/2006	ST060916M1	<0.02	U
CCB2-91606	9/16/2006	ST060916M2	<0.02	U
CCB3-91606	9/16/2006	ST060916M2	<0.02	U
ICB-92406	9/24/2006	ST060924M1	<0.02	U
CCB1-92406	9/24/2006	ST060924M1	<0.02	U
CCB2-92406	9/24/2006	ST060924M2	<0.02	U
CCB3-92406	9/24/2006	ST060924M2	<0.02	U
Method blank - 92406	9/24/2006	ST060924M1	<0.02	U
ICB-1005906	10/5/2006	ST061005M1	<0.02	U
CCB1-100506	10/5/2006	ST061005M1	<0.02	U
CCB2-100506	10/5/2006	ST061005M1	<0.02	U
CCB2-100506	10/5/2006	ST061005M1	<0.02	U
Method blank-100506	10/5/2006	ST061005M1	<0.02	U
CCB2-100506	10/5/2006	ST061005M2	<0.02	U
CCB3-100506	10/5/2006	ST061005M2	<0.02	U
W060197	10/5/2006	ST061005M2	<0.02	U
ICB-100806	10/8/2006	ST061008M2	<0.02	U
CCB1-100806	10/8/2006	ST061008M2	<0.02	U
CCB2-1008063	10/8/2006	ST061008M2	<0.02	U
CCB3-100806	10/8/2006	ST061008M2	<0.02	U
Method blank-100806	10/8/2006	ST061008M2	<0.02	U
ICB-101506	10/15/2006	ST061015M1	<0.02	U
CCB1-101506	10/15/2006	ST061015M1	<0.02	U
CCB2-101506	10/15/2006	ST061015M2	<0.02	U
CCB3-101506	10/15/2006	ST061015M2	<0.02	U
Method blank-101506	10/15/2006	ST061015M2	<0.02	U
ICB-101806	10/18/2006	ST061018M1	<0.02	U
CCB1-101806	10/18/2006	ST061018M1	<0.02	U
CCB2-101806	10/18/2006	ST061018M2	<0.02	U
CCB3-101806	10/18/2006	ST061018M2	<0.02	U
Method blank-101806	10/18/2006	ST061018M2	<0.02	U
ICB-120106	12/1/2006	ST061201M1	<0.02	U
CCB1-120106	12/1/2006	ST061201M1	<0.02	U
CCB2-120106	12/1/2006	ST061201M1	<0.02	U
CCB3-120106	12/1/2006	ST061201M1	<0.02	U
Method blank-120106	12/1/2006	ST061201M1	0.025	J
ICB-120206	12/2/2006	ST061202M1	<0.02	U

Sample ID#	Batch ID	Analysis Date	MeHg Result	Qualifier
CCB1-120206	12/2/2006	ST061202M1	<0.02	U
MB1-120206	12/2/2006	ST061202M1	<0.02	U
CCB2-120206	12/2/2006	ST061202M2	<0.02	U
CCB3-120206	12/2/2006	ST061202M2	<0.02	U
MB2-120206	12/2/2006	ST061201M2	<0.02	U
ICB-120506	12/5/2006	ST061205M1	<0.02	U
CCB1-120506	12/5/2006	ST061205M1	<0.02	U
MB-120506	12/5/2006	ST061205M1	<0.02	U
MB-120906	12/9/2006	ST061209M1	0.025	J
ICB-120906	12/9/2006	ST061209M1	<0.02	U
CCB1-120906	12/9/2006	ST061209M1	<0.02	U
CCB2-120906	12/9/2006	ST061209M2	<0.02	U
CCB3-120906	12/9/2006	ST061209M2	<0.02	U
ICB-121206	12/12/2006	EM061212M1	<0.02	U
CCB1-121206	12/12/2006	EM061212M1	<0.02	U
MB-121206	12/12/2006	EM061212M1	<0.02	U
MB-121306	12/13/2006	ST061213M1	<0.02	U
ICB-121606	12/16/2006	ST061216M1	<0.02	U
CCB1-121606	12/16/2006	ST061216M1	<0.02	U
CCB2-121606	12/16/2006	ST061216M1	<0.02	U
CCB2-121306	12/13/2006	ST061213M2	<0.02	U
CCB3-121306	12/13/2006	ST061213M2	<0.02	U
ICB-121606	12/16/2006	ST061216M1	<0.02	U
CCB1-121606	12/16/2006	ST061216M1	<0.02	U
CCB2-121606	12/16/2006	ST061216M1	<0.02	U
W060398	12/16/2006	ST061216M1	<0.02	U
CCB3-121606	12/16/2006	ST061216M2	<0.02	U
MB-121606	12/16/2006	ST061216M2	<0.02	U
ICB-121806	12/18/2006	ST061218M1	<0.02	U
CCB1-121806	12/18/2006	ST061218M1	<0.02	U
CCB2-121806	12/18/2006	ST061218M2	<0.02	U
CCB3-121806	12/18/2006	ST061218M2	<0.02	U
MB-121806	12/18/2006	ST061218M2	<0.02	U
ICB-122006	12/20/2006	ST061220M1	<0.02	U
CCB1-122006	12/20/2006	ST061220M1	<0.02	U
CCB2-122006	12/20/2006	ST061220M1	<0.02	U
CCB3-122006	12/20/2006	ST061220M1	<0.02	U

Sample ID#	Batch ID	Analysis Date	MeHg Result	Qualifier
MB1-122006	12/20/2006	ST061220M1	<0.02	U
CCB3-122006	12/20/2006	ST061220M2	<0.02	U
CCB4-122006	12/20/2006	ST061220M2	<0.02	U
W060411	12/20/2006	ST061220M2	<0.02	U
MB2-122006	12/20/2006	ST061220M2	<0.02	U
ICB-010507	1/5/2007	ST070105M1	<0.02	U
CCB1-010507	1/5/2007	ST070105M2	<0.02	U
MB-010507	1/5/2007	ST070105M2	<0.02	U
CCB2-010507	1/5/2007	ST070105M1	<0.02	U
CCB3-010507	1/5/2007	ST070105M1	<0.02	U
W060468	1/5/2007	ST070105M1	<0.02	U
ICB-010807	1/8/2007	ST070108M1	0.021	J
CCB1-010807	1/8/2007	ST070108M1	<0.02	U
MB-010807	1/8/2007	ST070108M1	<0.02	U
CCB2-010807	1/8/2007	ST070108M2	<0.02	U
CCB3-010807	1/8/2007	ST070108M2	<0.02	U
CCB4-010807	1/8/2007	ST070108M2	<0.02	U
ICB-010907	1/9/2007	ST070109M1	<0.02	U
CCB1-010907	1/9/2007	ST070109M1	<0.02	U
MB-010907	1/9/2007	ST070109M1	<0.02	U
CCB2-010907	1/9/2007	ST070109M2	<0.02	U
CCB3-010907	1/9/2007	ST070109M2	<0.02	U
ICB1-070111	1/11/2007	ST070111M1	<0.02	U
CCB1-070111	1/11/2007	ST070111M1	<0.02	U
MB-070111	1/11/2007	ST070111M1	<0.02	U
CCB2-070111	1/11/2007	ST070111M2	<0.02	U
ICB-120906	12/9/2006	EM061209M1	<0.02	U
CCB1-120906	12/9/2006	EM061209M1	<0.02	U
MB-120906	12/9/2006	EM061209M1	0.024	J
CCB2-120906	12/9/2006	EM061209M2	<0.02	U
ICB-121206	12/12/2006	EM061212M1	<0.02	U
CCB1-121206	12/12/2006	EM061212M1	<0.02	U
MB-121206	12/12/2006	EM061212M1	<0.02	U
ICB-120906	12/9/2006	ST061209M1	<0.02	U
CCB1-120906	12/9/2006	ST061209M1	<0.02	U
MB-120906	12/9/2006	ST061209M1	0.025	J
CCB2-120906	12/9/2006	ST061209M2	<0.02	U

Sample ID#	Batch ID	Analysis Date	MeHg Result	Qualifier
CCB3-120906	12/9/2006	ST061209M2	<0.02	U
ICB-121306	12/13/2006	ST061213M1	<0.02	U
CCB1-121306	12/13/2006	ST061213M1	<0.02	U
MB-121306	12/13/2006	ST061213M1	<0.02	U
CCB2-121306	12/13/2006	ST061213M2	<0.02	U
CCB3-121306	12/13/2006	ST061213M2	<0.02	U
ICB-121606	12/16/2006	ST061216M1	<0.02	U
CCB1-121606	12/16/2006	ST061216M1	<0.02	U
CCB2-121606	12/16/2006	ST061216M1	<0.02	U
W060398	12/16/2006	ST061216M1	<0.02	U
ICB-121606	12/16/2006	ST061216M1	<0.02	U
CCB2-121606	12/16/2006	ST061216M1	<0.02	U
CCB3-121606	12/16/2006	ST061216M1	<0.02	U
MB-121606	12/16/2006	ST061216M1	<0.02	U
CCB3-121606	12/16/2006	ST061216M2	<0.02	U
MB-121606	12/16/2006	ST061216M2	<0.02	U
CCB1-121606	12/16/2006	ST061216M2	<0.02	U
ICB-121806	12/18/2006	ST061218M1	<0.02	U
CCB1-121806	12/18/2006	ST061218M1	<0.02	U
CCB2-121806	12/18/2006	ST061218M2	<0.02	U
CCB3-121806	12/18/2006	ST061218M2	<0.02	U
MB-121806	12/18/2006	ST061218M2	<0.02	U
ICB-122006	12/20/2006	ST061220M1	<0.02	U
CCB2-122006	12/20/2006	ST061220M1	<0.02	U
CCB3-122006	12/20/2006	ST061220M1	<0.02	U
CCB4-122006	12/20/2006	ST061220M1	<0.02	U
ICB-122006	12/20/2006	ST061220M1	<0.02	U
CCB2-122006	12/20/2006	ST061220M1	<0.02	U
CCB3-122006	12/20/2006	ST061220M1	<0.02	U
MB-122006	12/20/2006	ST061220M1	<0.02	U
CCB1-122006	12/20/2006	ST061220M2	<0.02	U
W060411	12/20/2006	ST061220M2	<0.02	U
MB-122006	12/20/2006	ST061220M2	<0.02	U
CCB1-122006	12/20/2006	ST061220M2	<0.02	U
ICB-110706	11/7/2006	ST062906M1	<0.02	U
CCB1-110706	11/7/2006	ST062906M1	<0.02	U
MB-110706	11/7/2006	ST062906M1	<0.02	U
CCB2-110706	11/7/2006	ST062906M2	<0.02	U
ICB-010507	1/5/2007	ST070105M1	<0.02	U
CCB2-010507	1/5/2007	ST070105M1	<0.02	U
CCB3-010507	1/5/2007	ST070105M1	<0.02	U
W060468	1/5/2007	ST070105M1	<0.02	U
CCB1-010507	1/5/2007	ST070105M2	<0.02	U

Sample ID#	Batch ID	Analysis Date	MeHg Result	Qualifier
MB-010507	1/5/2007	ST070105M2	<0.02	U
ICB-010807	1/8/2007	ST070108M1	0.021	J
CCB2-010807	1/8/2007	ST070108M1	<0.02	U
CCB3-010807	1/8/2007	ST070108M1	<0.02	U
CCB4-010807	1/8/2007	ST070108M1	<0.02	U
CCB1-010807	1/8/2007	ST070108M2	<0.02	U
MB-010807	1/8/2007	ST070108M2	<0.0U	U
ICB-010907	1/9/2007	ST070109M1	<0.02	U
CCB2-010907	1/9/2007	ST070109M1	<0.02	U
CCB3-010907	1/9/2007	ST070109M1	<0.02	U
CCB1-010907	1/9/2007	ST070109M2	<0.02	U
MB-010907	1/9/2007	ST070109M2	<0.02	U
ICB-111706	11/17/2006	ST071306M1	<0.02	U
CCB1-111706	11/17/2006	ST071306M1	<0.02	U
MB-111706	11/17/2006	ST071306M1	<0.02	U
ICB-120106	12/1/2006	ST080906M1	<0.02	U
CCB1-120106	12/1/2006	ST080906M1	<0.02	U
CCB2-120106	12/1/2006	ST080906M1	<0.02	U
MB-120106	12/1/2006	ST080906M1	<0.02	U
ICB-120206	12/2/2006	ST080906M1	<0.02	U
CCB1-120206	12/2/2006	ST080906M1	<0.02	U
MB1-120206	12/2/2006	ST080906M1	<0.02	U
ICB-120506	12/5/2006	ST080906M1	<0.02	U
CCB1-120506	12/5/2006	ST080906M1	<0.02	U
MB-120506	12/5/2006	ST080906M1	<0.02	U
ICB-120906	12/9/2006	ST080906M1	<0.02	U
CCB1-120906	12/9/2006	ST080906M1	<0.02	U
MB-120906	12/9/2006	ST080906M1	0.025	J
CCB2-120206	12/2/2006	ST080906M2	<0.02	U
CCB3-120206	12/2/2006	ST080906M2	<0.02	U
MB2-120206	12/2/2006	ST080906M2	<0.02	U
CCB2-120906	12/9/2006	ST080906M2	<0.02	U
CCB3-120906	12/9/2006	ST080906M2	<0.02	U

This table has not been formatted for printing.

Sample ID#	Analysis Date	Batch ID	MeHg, ng	Spiked amount, ng	% Rec	MS, ng	MS, % Rec	MSD, ng	MSD, % Rec	% RPD	Lab Dup, ng	% RPD	Comments
OPR1-42706	4/27/2006	ST060427M1	0.199	0.200	100								
LCS-42706	4/27/2006	ST060427M1	0.496	0.500	99								
CCV1-42706	4/27/2006	ST060427M1	0.199	0.200	100								
W060009	4/27/2006	ST060427M1	0.002	0.200		0.184	91	0.198	98	7	0.002	0	
OPR2-42706	4/27/2006	ST060427M2	0.190	0.200	95								
CCV2-42706	4/27/2006	ST060427M2	0.186	0.200	93								
W060013a	4/27/2006	ST060427M2	0.004	0.200		0.205	101	0.178	87	14	0.003	7	
OPR1-51806	5/18/2006	ST060518M1	0.195	0.200	98								
CCV1-51806	5/18/2006	ST060518M1	0.051	0.050	102								
LCS-51806	5/18/2006	ST060518M1	0.480	0.500	96								
CCV2-51806	5/18/2006	ST060518M1	0.048	0.050	96								
OPR1-61306	6/13/2006	ST060613M1	0.192	0.200	96								
LCS-61306	6/13/2006	ST060613M1	0.421	0.500	84								
CCV1-61306	6/13/2006	ST060613M1	0.198	0.200	99								
W060038	6/13/2006	ST060613M1	0.007	0.500		0.430	85	0.439	86	2	0.007	0	
OPR2-61306	6/13/2006	ST060613M2	0.217	0.200	109								
CCV2-61306	6/13/2006	ST060613M2	0.211	0.200	106								
W060029	6/13/2006	ST060613M2	0.003	0.500		0.528	105	0.470	93	12	0.004	7	
OPR1-62906	6/29/2006	ST062906M1	0.046	0.050	91								
LCS 62906	6/29/2006	ST062906M1	0.428	0.500	86								
CCV1-62906	6/29/2006	ST062906M1	0.188	0.200	94								
W060062	6/29/2006	ST062906M1	0.013	0.500		0.484	94	0.453	88	7	0.013	2	
OPR2-62906	6/29/2006	ST062906M2	0.034	0.050	68								
CCV2-62906	6/29/2006	ST062906M2	0.182	0.200	91								
CCV3-62906	6/29/2006	ST062906M2	0.176	0.200	88								
W060073	6/29/2006	ST062906M2	0.009	0.500		0.435	85	0.409	80	6	0.007	18	
OPR1-71306	7/13/2006	ST071306M1	0.048	0.050	95								

Sample ID#	Analysis Date	Batch ID	MeHg, ng	Spiked amount, ng	% Rec	MS, ng	MS, % Rec	MSD, ng	MSD, % Rec	% RPD	Lab Dup, ng	% RPD	Comments
OPR2-71306	7/13/2006	ST071306M1	0.046	0.050	91								
LCS 71306	7/13/2006	ST071306M1	0.388	0.500	78								
CCV1-71306	7/13/2006	ST071306M1	0.209	0.200	104								
CCV2-71306	7/13/2006	ST071306M1	0.208	0.200	104								
W060070	7/13/2006	ST071306M1	0.008	0.500		0.487	96	0.515	102	6	0.007	18	
OPR1-80906	8/9/2006	ST080906M1	0.047	0.050	94								
LCS 80906	8/9/2006	ST080906M1	0.351	0.500	70								
CCV1-80906	8/9/2006	ST080906M1	0.198	0.200	99								
OPR2-80906	8/9/2006	ST080906M2	0.042	0.050	85								
CCV2-80906	8/9/2006	ST080906M2	0.196	0.200	98								
CCV3-80906	8/9/2006	ST080906M2	0.185	0.200	92								
W060089	8/9/2006	ST080906M2	0.004	0.500		0.484	96	0.453	90	7	0.005	13	
OPR1-91006	9/10/2006	ST060910M1	0.044	0.050	88								
LCS 91006	9/10/2006	ST060910M1	0.495	0.500	99								
CCV1-91006	9/10/2006	ST060910M1	0.199	0.200	100								
W060113	9/10/2006	ST060910M1	0.006	0.500		0.340	67	0.486	96	35	0.007	11	3
CCV2-91006	9/10/2006	ST060910M2	0.199	0.200	100								
OPR2-91006	9/10/2006	ST060910M2	0.045	0.050	90								
OPR1-91606	9/16/2006	ST060916M1	0.047	0.050	93								
LCS 91606	9/16/2006	ST060916M1	0.552	0.500	110								
CCV1-91606	9/16/2006	ST060916M1	0.200	0.200	100								
W060050	9/16/2006	ST060916M1	0.009	0.500		0.511	100	0.465	91	9	0.012	23	2
OPR2-91606	9/16/2006	ST060916M2	0.045	0.050	90								
CCV2-91606	9/16/2006	ST060916M2	0.200	0.200	100								
CCV3-91606	9/16/2006	ST060916M2	0.182	0.200	91								
OPR1-92406	9/24/2006	ST060924M1	0.051	0.050	101								
LCS 92406	9/24/2006	ST060924M1	0.427	0.500	85								
CCV1-92406	9/24/2006	ST060924M1	0.207	0.200	103								
W060147	9/24/2006	ST060924M1	-	0.500		0.654	130	0.670	133	2	0.006		

Sample ID#	Analysis Date	Batch ID	MeHg, ng	Spiked amount, ng	% Rec	MS, ng	MS, % Rec	MSD, ng	MSD, % Rec	% RPD	Lab Dup, ng	% RPD	Comments
OPR2-92406	9/24/2006	ST060924M2	0.010	0.050	21								
CCV2-92406	9/24/2006	ST060924M2	0.170	0.200	85								
W060096	9/24/2006	ST060924M2	0.245	0.500		0.575	65	1.045	159	58	0.255	4	3,5
ICV-100506	10/5/2006	ST100506M1	0.198	0.200	99								
OPR1-100506	10/5/2006	ST061005M1	0.000	0.500	0								Trap Broke
CCV1-100506	10/5/2006	ST061005M1	0.196	0.200	98								
LCS 100506	10/5/2006	ST061005M1	0.037	0.050	75								
W060053	10/5/2006	ST061005M1	0.003	0.500		0.489	98	0.506	101	3			1
OPR2-100506	10/5/2006	ST061005M2	0.050	0.050	100								
CCV2-100506	10/5/2006	ST061005M2	0.176	0.200	88								
CCV3-100506	10/5/2006	ST061005M2	0.194	0.200	97								
W060170	10/5/2006	ST061005M2	0.358	0.500		0.855	100	0.866	102	1	0.354	1	
OPR1-100806	10/8/2006	ST061008M1	0.050	0.050	99								
LCS 100806	10/8/2006	ST061008M1	0.042	0.050	84								
ICV-100806	10/8/2006	ST061008M1	0.198	0.200	99								
CCV1-100806	10/8/2006	ST061008M1	0.189	0.200	94								
W060184	10/8/2006	ST061008M1	0.125	0.500		0.528	80	0.565	88	7	0.129	4	
W060178	10/8/2006	ST061008M1	0.009	0.500		0.438	86	0.342	66	25	0.010	13	RPD > 20%
OPR2-100806	10/8/2006	ST061008M2	0.045	0.050	90								
CCV2-100806	10/8/2006	ST061008M2	0.185	0.200	93								
CCV3-100806	10/8/2006	ST061008M2	0.181	0.200	90								
W060218	10/15/2006	ST0610151M1	0.003	0.500		0.478	95	0.465	92	3	0.003	3	
OPR1-101506	10/15/2006	ST061015M1	0.043	0.050	87								
LCS 101506	10/15/2006	ST061015M1	0.450	0.500	90								
ICV-101506	10/15/2006	ST061015M1	0.207	0.200	103								
CCV1-101506	10/15/2006	ST061015M1	0.208	0.200	104								
OPR2-101506	10/15/2006	ST061015M2	0.046	0.050	92								
CCV2-101506	10/15/2006	ST061015M2	0.214	0.200	107								

Sample ID#	Analysis Date	Batch ID	MeHg, ng	Spiked amount, ng	% Rec	MS, ng	MS, % Rec	MSD, ng	MSD, % Rec	% RPD	Lab Dup, ng	% RPD	Comments
CCV4-101506	10/15/2006	ST061015M2	0.142	0.200	71								
W060211	10/15/2006	ST061015M2	0.131	0.500		0.670	105	0.609	93	10	0.146	11	
W060233	10/18/2006	ST0610181M1	0.009	0.500		0.479	94	0.460	90	4	0.011	19	1,4
OPR1-101806	10/18/2006	ST061018M1	0.050	0.050	101								
LCS 101806	10/18/2006	ST061018M1	0.462	0.500	92								
ICV-101806	10/18/2006	ST061018M1	0.206	0.200	103								
CCV1-101806	10/18/2006	ST061018M1	0.212	0.200	106								
OPR2-101806	10/18/2006	ST061018M2	0.053	0.050	106								
CCV2-101806	10/18/2006	ST061018M2	0.196	0.200	98								
CCV3-101806	10/18/2006	ST061018M2	0.193	0.200	96								
W060206	10/18/2006	ST061018M2	0.008	0.500		0.452	90	0.516	102	13	0.004	70	2,6
OPR1-110706	11/7/2006	EM061107M1	0.048	0.050	96								
OPR2-110706	11/7/2006	EM061107M1	0.053	0.050	105								
LCS 110706	11/7/2006	EM061107M1	0.533	0.500	107								
ICV-110706	11/7/2006	EM061107M1	0.185	0.200	92								
CCV1-110706	11/7/2006	EM061107M1	0.179	0.200	90								
CCV2-110706	11/7/2006	EM061107M1	0.195	0.200	97								
W060261	11/7/2006	EM061107M1	0.127	0.500		0.772	129	0.707	116	9	0.126	1	
OPR1-111706	11/17/2006	EM061117M1	0.044	0.050	87								
OPR2-111706	11/17/2006	EM061117M1	0.040	0.050	80								
LCS 111706	11/17/2006	EM061117M1	0.494	0.500	99								
ICV-111706	11/17/2006	EM061117M1	0.178	0.200	89								
CCV1-111706	11/17/2006	EM061117M1	0.177	0.200	88								
W060270	11/17/2006	EM061117M1	0.005	0.500		0.598	118	0.018	3	188	0.006	9	3
OPR1-112806	12/1/2006	EM061128M1	0.043	0.050	86								
OPR2-112806	12/1/2006	EM061128M1	0.044	0.050	87								
LCS 112806	12/1/2006	EM061128M1	0.743	0.500	149								
ICV-112806	12/1/2006	EM061128M1	0.209	0.200	105								
CCV1-112806	12/1/2006	EM061128M1	0.182	0.200	91								
W060237	12/1/2006	EM061128M1	0.117	0.500		0.613	98	0.618	98	1	0.125	7	

Sample ID#	Analysis Date	Batch ID	MeHg, ng	Spiked amount, ng	% Rec	MS, ng	MS, % Rec	MSD, ng	MSD, % Rec	% RPD	Lab Dup, ng	% RPD	Comments
OPR1-120106	12/1/2006	ST061201M1	0.037	0.050	74								
OPR2-120106	12/1/2006	ST061201M1	0.038	0.050	76								
LCS 120106	12/1/2006	ST061201M1	0.467	0.500	93								
ICV1-120106	12/1/2006	ST061201M1	0.174	0.200	87								
CCV1-120106	12/1/2006	ST061201M1	0.149	0.200	75								
CCV2-120106	12/1/2006	ST061201M1	0.147	0.200	73								
W060275	12/1/2006	ST061201M1	0.021	0.500			0	0.741	146	200		200	1,3,4,11
OPR1-120206	12/2/2006	ST061202M1	0.046	0.050	92								
LCS1 120206	12/2/2006	ST061202M1	0.588	0.500	118								
ICV1-120206	12/2/2006	ST061202M1	0.205	0.200	103								
CCV1-120206	12/2/2006	ST061202M1	0.175	0.200	88								
W060289	12/2/2006	ST061202M1	0.0002	0.500		0.554	111	0.565	113	2	0.000		1,4
OPR2-120206	12/2/2006	ST061202M2	0.041	0.050	83								
LCS2 120206	12/2/2006	ST061202M2	0.474	0.500	95								
CCV2-120206	12/2/2006	ST061202M2	0.167	0.200	84								
CCV3-120206	12/2/2006	ST061202M2	0.169	0.200	85								
W060270	12/2/2006	ST061202M2	0.004	0.500		0.488	97	0.459	91	6	0.004	7	
OPR1-120106	12/5/2006	EM061205M1	0.052	0.050	103								
OPR2-120106	12/5/2006	EM061205M1	0.047	0.050	94								
LCS 120106	12/5/2006	EM061205M1	0.419	0.500	84								
ICV-120106	12/5/2006	EM061205M1	0.198	0.200	99								
CCV1-1201506	12/5/2006	EM061205M1	0.179	0.200	90								
W060294	12/5/2006	EM061205M1	0.595	0.500		0.654	85	0.650	84	1	0.230	88	2,4
OPR1-120906	12/9/2006	EM061209M1	0.045	0.050	90								
LCS1 120906	12/9/2006	EM061209M1	0.515	0.500	103								
ICV-120906	12/9/2006	EM061209M1	0.177	0.200	89								
CCV1-120906	12/9/2006	EM061209M1	0.174	0.200	87								
W060317	12/9/2006	EM061209M1	0.056	0.500		0.440	78	0.433	76	2	0.052	7	
OPR2-120906	12/9/2006	EM061209M2	0.047	0.050	93								
CCV2-120906	12/9/2006	EM061209M2	0.179	0.200	90								
W060327	12/9/2006	EM061209M2	0.097	0.500		0.692	120	0.624	106	10	0.092	5	

Sample ID#	Analysis Date	Batch ID	MeHg, ng	Spiked amount, ng	% Rec	MS, ng	MS, % Rec	MSD, ng	MSD, % Rec	% RPD	Lab Dup, ng	% RPD	Comments
OPR1-120906	12/9/2006	ST061209M1	0.048	0.050	96								
LCS1 120906	12/9/2006	ST061209M1	0.585	0.500	117								
ICV1-120906	12/9/2006	ST061209M1	0.197	0.200	98								
CCV1-120906	12/9/2006	ST061209M1	0.202	0.200	101								
W060215	12/9/2006	ST061209M1	0.012	0.500		0.547	109	0.143	29	117			1,3
OPR1-120906	12/9/2006	ST061209M1	0.046	0.050	92								
LCS1 120906	12/9/2006	ST061209M1	0.564	0.500	113								
ICV-120906	12/9/2006	ST061209M1	0.189	0.200	95								
CCV1-120906	12/9/2006	ST061209M1	0.194	0.200	97								
OPR2-120906	12/9/2006	ST061209M2	0.041	0.050	83								
CCV2-120906	12/9/2006	ST061209M2	0.199	0.200	100								
CCV3-120906	12/9/2006	ST061209M2	0.188	0.200	94								
OPR2-120906	12/9/2006	ST061209M2	0.040	0.050	80								
CCV2-120906	12/9/2006	ST061209M2	0.192	0.200	96								
CCV3-120906	12/9/2006	ST061209M2	0.181	0.200	91								
W060206	12/9/2006	ST061209M2	0.012	0.500		0.452	89	0.516	102	13	0.008	40	2,6
OPR1-121206	12/12/2006	EM061212M1	0.045	0.050	90								
OPR2-121206	12/12/2006	EM061212M1	0.053	0.050	106								
LCS 121206	12/12/2006	EM061212M1	0.456	0.500	91								
ICV-121206	12/12/2006	EM061212M1	0.177	0.200	89								
CCV1-121206	12/12/2006	EM061212M1	0.189	0.200	95								
W060338	12/12/2006	EM061212M1	0.014	0.500		0.644	126	0.619	121	4	0.015	7	
OPR1-121306	12/13/2006	ST061213M1	0.051	0.050	102								
LCS 121306	12/13/2006	ST061213M1	0.633	0.500	127								
ICV-121306	12/13/2006	ST061213M1	0.201	0.200	101								
CCV1-121306	12/13/2006	ST061213M1	0.182	0.200	91								
W060353	12/13/2006	ST061213M1	0.212	0.500		0.867	131	0.824	123	5	0.209	1	
W060350	12/13/2006	ST061213M1	0.006	0.500		0.521	103	0.633	125	19	0.007	15	
OPR2-121306	12/13/2006	ST061213M2	0.048	0.050	96								
CCV2-121306	12/13/2006	ST061213M2	0.174	0.200	87								
CCV3-121306	12/13/2006	ST061213M2	0.204	0.200	102								

Sample ID#	Analysis Date	Batch ID	MeHg, ng	Spiked amount, ng	% Rec	MS, ng	MS, % Rec	MSD, ng	MSD, % Rec	% RPD	Lab Dup, ng	% RPD	Comments
OPR1-121606	12/16/2006	ST061216M1	0.049	0.05	98								
LCS 1216506	12/16/2006	ST061216M1	0.506	0.50	101								
ICV-121606	12/16/2006	ST061216M1	0.172	0.20	86								
CCV1-121606	12/16/2006	ST061216M1	0.170	0.20	85								
OPR1-121606	12/16/2006	ST061216M1	0.049	0.05	98								
LCS 1216506	12/16/2006	ST061216M1	0.506	0.50	101								
ICV-121606	12/16/2006	ST061216M1	0.172	0.20	86								
CCV1-121606	12/16/2006	ST061216M1	0.170	0.20	85								
OPR2-121606	12/16/2006	ST061216M2	0.053	0.05	106								
CCV2-121606	12/16/2006	ST061216M2	0.195	0.20	98								
CCV3-121606	12/16/2006	ST061216M2	0.183	0.20	92								
W060357	12/16/2006	ST061216M2	0.120	0.50		0.026	-16	0.030	-15	14	0.107	11	7
OPR2-121606	12/16/2006	ST061216M2	0.053	0.05	106								
CCV2-121606	12/16/2006	ST061216M2	0.195	0.20	98								
CCV3-121606	12/16/2006	ST061216M2	0.183	0.20	92								
W060371	12/16/2006	ST061216M2	0.014	0.50		0.567	111	0.533	104	6	0.014	0	
OPR1-121806	12/18/2006	ST061216M1	0.048	0.05	96								
LCS 1218506	12/18/2006	ST061216M1	0.429	0.50	86								
ICV-121806	12/18/2006	ST061216M1	0.179	0.20	90								
CCV1-121806	12/18/2006	ST061216M1	0.182	0.20	91								
OPR2-121806	12/18/2006	ST061216M2	0.039	0.05	78								
CCV2-121806	12/18/2006	ST061216M2	0.173	0.20	87								
W060375	12/18/2006	ST061216M2	0.192	0.50		0.552	71	0.710	103	25	0.195	2	
OPR1-122006	12/20/2006	ST061220M1	0.045	0.05	90								
LCS 122006	12/20/2006	ST061220M1	0.377	0.50	75								
ICV-122006	12/20/2006	ST061220M1	0.175	0.20	88								
CCV1-122006	12/20/2006	ST061220M1	0.175	0.20	88								
OPR1-122006	12/20/2006	ST061220M1	0.045	0.05	90								
LCS 1220506	12/20/2006	ST061220M1	0.377	0.50	75								
ICV-122006	12/20/2006	ST061220M1	0.175	0.20	88								
CCV1-122006	12/20/2006	ST061220M1	0.175	0.20	88								

Sample ID#	Analysis Date	Batch ID	MeHg, ng	Spiked amount, ng	% Rec	MS, ng	MS, % Rec	MSD, ng	MSD, % Rec	% RPD	Lab Dup, ng	% RPD	Comments
W060422	12/20/2006	ST061220M1	0.074	0.50		0.434	72	0.495	84	13	0.073	1	
OPR2-122006	12/20/2006	ST061220M2	0.046	0.05	92								
CCV2-122006	12/20/2006	ST061220M2	0.172	0.20	86								
CCV3-12206	12/20/2006	ST061220M2	0.177	0.20	89								
W060375	12/20/2006	ST061220M2	0.074	0.50		0.434	72	0.495	84	13	0.073	1	
W060372	12/20/2006	ST061220M2	0.030	0.50		0.436	81	0.463	86	6	0.033	10	
OPR2-122006	12/20/2006	ST061220M2	0.046	0.05	92								
CCV2-122006	12/20/2006	ST061220M2	0.172	0.20	86								
CCV3-122006	12/20/2006	ST061220M2	0.177	0.20	89								
W060425	12/20/2006	ST061220M2	0.030	0.50		0.436	80	0.463	85	6	0.037	21	
OPR1-010507	1/5/2007	ST070105M1	0.064	0.05	128								
LCS 010507	1/5/2007	ST070105M1	0.399	0.50	80								
ICV-010507	1/5/2007	ST070105M1	-	0.20	-								
CCV1-010507	1/5/2007	ST070105M1	0.215	0.20	108								
OPR2-010507	1/5/2007	ST070105M2	0.038	0.05	76								
CCV2-010507	1/5/2007	ST070105M2	0.255	0.20	128								
W060460	1/5/2007	ST070105M2	0.030	0.50			-6	0.468	87	200	0.031	3	3
OPR1-010807	1/8/2007	ST070108M1	0.048	0.05	96								
LCS 010807	1/8/2007	ST070108M1	0.489	0.50	98								
ICV-010807	1/8/2007	ST070108M1	0.198	0.20	99								
CCV1-010807	1/8/2007	ST070108M1	0.186	0.20	93								
W060316	1/8/2007	ST070108M1	0.323	0.50		0.923	91	0.892	85	3	0.467	36	
OPR2-010807	1/8/2007	ST070108M2	0.045	0.05	90								
CCV2-010807	1/8/2007	ST070108M2	0.178	0.20	89								
CCV3-010807	1/8/2007	ST070108M2	0.184	0.20	92								
W060402	1/8/2007	ST070108M2	0.028	0.50		0.679	130	0.638	122	6	0.029	4	
W060147	1/9/2007	ST070109M1	0.336	0.500		0.775	106	0.628	77	21	0.245	31	
OPR1-010907	1/9/2007	ST070109M1	0.051	0.05	102								
LCS 010907	1/9/2007	ST070109M1	0.494	0.50	99								
ICV-010907	1/9/2007	ST070109M1	0.189	0.20	95								

Sample ID#	Analysis Date	Batch ID	MeHg, ng	Spiked amount, ng	% Rec	MS, ng	MS, % Rec	MSD, ng	MSD, % Rec	% RPD	Lab Dup, ng	% RPD	Comments
CCV1-010907	1/9/2007	ST070109M1	0.181	0.20	91								
W060147	1/9/2007	ST070109M1	0.168	0.50		0.775	106	0.628	77	21	0.245	37	
OPR2-010907	1/9/2007	ST070109M2	0.047	0.05	94								
CCV2-010907	1/9/2007	ST070109M2	0.198	0.20	99								
CCV3-010907	1/9/2007	ST070109M2	0.175	0.20	88								
W060187	1/9/2007	ST070109M2	0.010	1.00		0.874	86	0.854	84	2	0.011	10	
CCV1-07011	1/11/2007	ST070111M1	0.184	0.20	92								
opr1-070111	1/11/2007	ST070111M1	0.466	0.50	93								
LCS-070111	1/11/2007	ST070111M1	0.422	0.50	84								
CCV2-070111	1/11/2007	ST070111M1	0.179	0.20	90								
opr2-070111	1/11/2007	ST070111M1	0.467	0.50	93								
XXXXXXXX	1/11/2007	ST070111M1	0.163	0.50	33	0.715	111	0.779	124	9	0.161	1	8
OPR1-110706	11/7/2006	EM061107M1	0.048	0.050	96								
OPR2-110706	11/7/2006	EM061107M1	0.053	0.050	105								
LCS 110706	11/7/2006	EM061107M1	0.533	0.500	107								
ICV-110706	11/7/2006	EM061107M1	0.185	0.200	92								
CCV1-110706	11/7/2006	EM061107M1	0.179	0.200	90								
CCV2-110706	11/7/2006	EM061107M1	0.195	0.200	97								
W060261	11/7/2006	EM061107M1	0.127	0.500		0.772	129	0.707	116	9	0.126	1	
OPR1-111706	11/17/2006	EM061117M1	0.044	0.050	87								
OPR2-111706	11/17/2006	EM061117M1	0.040	0.050	80								
LCS 111706	11/17/2006	EM061117M1	0.494	0.500	99								
ICV-111706	11/17/2006	EM061117M1	0.178	0.200	89								
CCV1-111706	11/17/2006	EM061117M1	0.177	0.200	88								
W060270	11/17/2006	EM061117M1	0.005	0.500		0.598	118	0.018	3	188	0.006	9	3,9
OPR1-120106	12/5/2006	EM061205M1	0.052	0.050	103								
OPR2-120106	12/5/2006	EM061205M1	0.047	0.050	94								
LCS 120106	12/5/2006	EM061205M1	0.419	0.500	84								
ICV-120106	12/5/2006	EM061205M1	0.198	0.200	99								
CCV1-1201506	12/5/2006	EM061205M1	0.179	0.200	90								
W060294	12/5/2006	EM061205M1	0.332	0.500		0.669	85	0.650	81	3	0.243	31	2,4

Sample ID#	Analysis Date	Batch ID	MeHg, ng	Spiked amount, ng	% Rec	MS, ng	MS, % Rec	MSD, ng	MSD, % Rec	% RPD	Lab Dup, ng	% RPD	Comments
OPR1-120906	12/9/2006	EM061209M1	0.045	0.050	90								
LCS1 120906	12/9/2006	EM061209M1	0.515	0.500	103								
ICV-120906	12/9/2006	EM061209M1	0.177	0.200	89								
CCV1-120906	12/9/2006	EM061209M1	0.174	0.200	87								
W060317	12/9/2006	EM061209M1	0.056	0.500		0.440	78	0.433	76	2	0.052	7	
OPR2-120906	12/9/2006	EM061209M2	0.047	0.050	93								
CCV2-120906	12/9/2006	EM061209M2	0.179	0.200	90								
W060327	12/9/2006	EM061209M2	0.097	0.500		0.692	120	0.624	106	10	0.092	5	
OPR1-121206	12/12/2006	EM061212M1	0.045	0.050	90								
OPR2-121206	12/12/2006	EM061212M1	0.053	0.050	106								
LCS 121206	12/12/2006	EM061212M1	0.456	0.500	91								
ICV-121206	12/12/2006	EM061212M1	0.177	0.200	89								
CCV1-121206	12/12/2006	EM061212M1	0.189	0.200	95								
W060338	12/12/2006	EM061212M1	0.014	0.500		0.644	126	0.619	121	4	0.015	7	
OPR1-120106	12/1/2006	ST061201M1	0.037	0.050	74								
OPR2-120106	12/1/2006	ST061201M1	0.038	0.050	76								
LCS 120106	12/1/2006	ST061201M1	0.467	0.500	93								
ICV1-120106	12/1/2006	ST061201M1	0.174	0.200	87								
CCV1-120106	12/1/2006	ST061201M1	0.149	0.200	75								
CCV2-120106	12/1/2006	ST061201M1	0.147	0.200	73								
W060275	12/1/2006	ST061201M1	0.021	0.500			0	0.741	146	200		200	1,3,4,10
OPR1-120206	12/2/2006	ST061202M1	0.046	0.050	92								
LCS1 120206	12/2/2006	ST061202M1	0.588	0.500	118								
ICV1-120206	12/2/2006	ST061202M1	0.205	0.200	103								
CCV1-120206	12/2/2006	ST061202M1	0.175	0.200	88								
W060289	12/2/2006	ST061202M1	0.0002	0.500		0.554	111	0.565	113	2	0.000		1,4
OPR2-120206	12/2/2006	ST061202M2	0.041	0.050	83								
LCS2 120206	12/2/2006	ST061202M2	0.474	0.500	95								
CCV2-120206	12/2/2006	ST061202M2	0.167	0.200	84								
CCV3-120206	12/2/2006	ST061202M2	0.169	0.200	85								
W060270	12/2/2006	ST061202M2	0.004	0.500		0.488	97	0.459	91	6	0.004	7	

Sample ID#	Analysis Date	Batch ID	MeHg, ng	Spiked amount, ng	% Rec	MS, ng	MS, % Rec	MSD, ng	MSD, % Rec	% RPD	Lab Dup, ng	% RPD	Comments
OPR1-120906	12/9/2006	ST061209M1	0.046	0.050	92								
LCS1 120906	12/9/2006	ST061209M1	0.564	0.500	113								
ICV-120906	12/9/2006	ST061209M1	0.189	0.200	95								
CCV1-120906	12/9/2006	ST061209M1	0.194	0.200	97								
OPR1-120906	12/9/2006	ST061209M1	0.048	0.050	96								
LCS1 120906	12/9/2006	ST061209M1	0.585	0.500	117								
ICV1-120906	12/9/2006	ST061209M1	0.197	0.200	98								
CCV1-120906	12/9/2006	ST061209M1	0.202	0.200	101								
W060215	12/9/2006	ST061209M1	0.012	0.500		0.547	109	0.143	29	117			1,3
OPR2-120906	12/9/2006	ST061209M2	0.040	0.050	80								
CCV2-120906	12/9/2006	ST061209M2	0.192	0.200	96								
CCV3-120906	12/9/2006	ST061209M2	0.181	0.200	91								
W060206	12/9/2006	ST061209M2	0.012	0.500		0.452	89	0.516	102	13	0.008	40	2,6
OPR2-120906	12/9/2006	ST061209M2	0.041	0.050	83								
CCV2-120906	12/9/2006	ST061209M2	0.199	0.200	100								
CCV3-120906	12/9/2006	ST061209M2	0.188	0.200	94								
OPR1-121306	12/13/2006	ST061213M1	0.051	0.050	102								
LCS 121306	12/13/2006	ST061213M1	0.633	0.500	127								
ICV-121306	12/13/2006	ST061213M1	0.201	0.200	101								
CCV1-121306	12/13/2006	ST061213M1	0.182	0.200	91								
W060353	12/13/2006	ST061213M1	0.212	0.500		0.867	131	0.824	123	5	0.209	1	
W060350	12/13/2006	ST061213M1	0.006	0.500		0.521	103	0.633	125	19	0.007	15	
OPR2-121306	12/13/2006	ST061213M2	0.048	0.050	96								
CCV2-121306	12/13/2006	ST061213M2	0.174	0.200	87								
CCV3-121306	12/13/2006	ST061213M2	0.204	0.200	102								
OPR1-121606	12/16/2006	ST061216M1	0.049	0.05	98								
LCS 1216506	12/16/2006	ST061216M1	0.506	0.50	101								
ICV-121606	12/16/2006	ST061216M1	0.172	0.20	86								
CCV1-121606	12/16/2006	ST061216M1	0.170	0.20	85								
OPR1-121806	12/18/2006	ST061216M1	0.048	0.05	96								
LCS 1218506	12/18/2006	ST061216M1	0.429	0.50	86								
ICV-121806	12/18/2006	ST061216M1	0.179	0.20	90								
CCV1-121806	12/18/2006	ST061216M1	0.182	0.20	91								
OPR1-121606	12/16/2006	ST061216M1	0.049	0.05	98								

Sample ID#	Analysis Date	Batch ID	MeHg, ng	Spiked amount, ng	% Rec	MS, ng	MS, % Rec	MSD, ng	MSD, % Rec	% RPD	Lab Dup, ng	% RPD	Comments
LCS 1216506	12/16/2006	ST061216M1	0.506	0.50	101								
ICV-121606	12/16/2006	ST061216M1	0.172	0.20	86								
CCV1-121606	12/16/2006	ST061216M1	0.170	0.20	85								
OPR2-121606	12/16/2006	ST061216M2	0.053	0.05	106								
CCV2-121606	12/16/2006	ST061216M2	0.195	0.20	98								
CCV3-121606	12/16/2006	ST061216M2	0.183	0.20	92								
W060371	12/16/2006	ST061216M2	0.014	0.50		0.567	111	0.533	104	6	0.014	0	
OPR2-121806	12/18/2006	ST061216M2	0.039	0.05	78								
CCV2-121806	12/18/2006	ST061216M2	0.173	0.20	87								
W060375	12/18/2006	ST061216M2	0.192	0.50		0.552	71	0.710	103	25	0.195	2	
OPR2-121606	12/16/2006	ST061216M2	0.053	0.05	106								
CCV2-121606	12/16/2006	ST061216M2	0.195	0.20	98								
CCV3-121606	12/16/2006	ST061216M2	0.183	0.20	92								
W060372	12/16/2006	ST061216M2	0.014	0.50		0.551	107	0.524	102	5	0.013	2	7
OPR1-122006	12/20/2006	ST061220M1	0.045	0.05	90								
LCS 1220506	12/20/2006	ST061220M1	0.377	0.50	75								
ICV-122006	12/20/2006	ST061220M1	0.175	0.20	88								
CCV1-122006	12/20/2006	ST061220M1	0.175	0.20	88								
W060422	12/20/2006	ST061220M1	0.074	0.50		0.434	72	0.495	84	13	0.073	1	
OPR1-122006	12/20/2006	ST061220M1	0.045	0.05	90								
LCS 122006	12/20/2006	ST061220M1	0.377	0.50	75								
ICV-122006	12/20/2006	ST061220M1	0.175	0.20	88								
CCV1-122006	12/20/2006	ST061220M1	0.175	0.20	88								
OPR2-122006	12/20/2006	ST061220M2	0.046	0.05	92								
CCV2-122006	12/20/2006	ST061220M2	0.172	0.20	86								
CCV3-122006	12/20/2006	ST061220M2	0.177	0.20	89								
W060425	12/20/2006	ST061220M2	0.030	0.50		0.436	80	0.463	85	6	0.037	21	
OPR2-122006	12/20/2006	ST061220M2	0.046	0.05	92								
CCV2-122006	12/20/2006	ST061220M2	0.172	0.20	86								
CCV3-12206	12/20/2006	ST061220M2	0.177	0.20	89								
W060375	12/20/2006	ST061220M2	0.074	0.50		0.434	72	0.495	84	13	0.073	1	
W060372	12/20/2006	ST061220M2	0.030	0.50		0.436	81	0.463	86	6	0.033	10	
W060372	12/18/2006	ST061229T3	0.365	0.50		1.008	142	1.099	160	9	0.298	20	
OPR1-010507	1/5/2007	ST070105M1	0.064	0.05	128								

Sample ID#	Analysis Date	Batch ID	MeHg, ng	Spiked amount, ng	% Rec	MS, ng	MS, % Rec	MSD, ng	MSD, % Rec	% RPD	Lab Dup, ng	% RPD	Comments
LCS 010507	1/5/2007	ST070105M1	0.399	0.50	80								
ICV-010507	1/5/2007	ST070105M1	-	0.20	-								12
CCV1-010507	1/5/2007	ST070105M1	0.215	0.20	108								
OPR2-010507	1/5/2007	ST070105M2	0.038	0.05	76								
CCV2-010507	1/5/2007	ST070105M2	0.255	0.20	128								12
W060460	1/5/2007	ST070105M2	0.030	0.50			-6	0.468	87	200	0.031	3	3
OPR1-010807	1/8/2007	ST070108M1	0.048	0.05	96								
LCS 010807	1/8/2007	ST070108M1	0.489	0.50	98								
ICV-010807	1/8/2007	ST070108M1	0.198	0.20	99								
CCV1-010807	1/8/2007	ST070108M1	0.186	0.20	93								
W060316	1/8/2007	ST070108M1	0.323	0.50		0.923	91	0.892	85	3	0.467	36	
OPR2-010807	1/8/2007	ST070108M2	0.045	0.05	90								
CCV2-010807	1/8/2007	ST070108M2	0.178	0.20	89								
CCV3-010807	1/8/2007	ST070108M2	0.184	0.20	92								
W060402	1/8/2007	ST070108M2	0.028	0.50		0.679	130	0.638	122	6	0.029	4	
OPR1-010907	1/9/2007	ST070109M1	0.051	0.05	102								
LCS 010907	1/9/2007	ST070109M1	0.494	0.50	99								
ICV-010907	1/9/2007	ST070109M1	0.189	0.20	95								
CCV1-010907	1/9/2007	ST070109M1	0.181	0.20	91								
W060147	1/9/2007	ST070109M1	0.168	0.50		0.775	106	0.628	77	21	0.245	37	
OPR2-010907	1/9/2007	ST070109M2	0.047	0.05	94								
CCV2-010907	1/9/2007	ST070109M2	0.198	0.20	99								
CCV3-010907	1/9/2007	ST070109M2	0.175	0.20	88								
W060187	1/9/2007	ST070109M2	0.010	1.00		0.874	86	0.854	84	2	0.011	10	

Comments:
1) Lab duplicate sample cannot be assessed
2) Lab duplicate sample high
3) One of the spiked samples not recovered
4) Sample to be rerun
5) Spike sample to be rerun for a check
6) Filed duplicate sample within RPD limits; lab duplicate sample will not be rerun
7) Matrix spike sample lost; % RPD between spikes cannot be assessed

Sample ID#	Analysis Date	Batch ID	MeHg, ng	Spiked amount, ng	% Rec	MS, ng	MS, % Rec	MSD, ng	MSD, % Rec	% RPD	Lab Dup, ng	% RPD	Comments

8) Sample not from associated project, QC data used to confirm run within control limits
9) sample re-analyzed on 12/06/02,batch ST120602m2
10) sample re-analyzed no volume for MS/MSD
11) OPRs passed, CCVs failed but within limit of OPRs ; attached run log ST061201M1
12) ICV broke. OPRs passed, CCVs failed but within limit of OPRs; attached run log ST070105M1-M2

This table has not been formatted for printing.				
Sample ID#	Batch ID	Analysis Date	MeHg Result	Qualifier
MB042706	4/27/2006	ST060427M1	<0.02	U
W060031	5/18/2006	ST060518M1	<0.02	U
MB051806	5/18/2006	ST060518M1	<0.02	U
MB061306	6/13/2006	ST060613M1	<0.02	U
CCB-1	6/13/2006	ST060613M1	<0.02	U
CCB-2	6/13/2006	ST060613M1	<0.02	U
W060043	6/13/2006	ST060613M2	<0.02	U
CCB-3	6/13/2006	ST060613M2	<0.02	U
CCB-4	6/13/2006	ST060613M2	<0.02	U
ICB-62906	6/29/2006	ST060629M1	<0.02	U
CCB1-62906	6/29/2006	ST060629M1	<0.02	U
Method blank - 62906	6/29/2006	ST060629M1	<0.02	U
CCB2-62906	6/29/2006	ST060629M2	<0.02	U
CCB3-62906	6/29/2006	ST060629M2	<0.02	U
ICB-71306	7/13/2006	ST071306M1	<0.02	U
CCB1-71306	7/13/2006	ST071306M1	<0.02	U
CCB2-71306	7/13/2006	ST071306M1	<0.02	U
Method blank- 71306	7/13/2006	ST071306M1	<0.02	
ICB-80906	8/9/2006	ST080906M1	<0.02	U
CCB1-80906	8/9/2006	ST080906M1	<0.02	U
Method blank - 80906	8/9/2006	ST080906M1	0.060	
CCB2-80906	8/9/2006	ST080906M2	<0.02	U
80962906	8/9/2006	ST080906M2	<0.02	U
ICB-91606	9/16/2006	ST060916M1	<0.02	U
CCB1-91606	9/16/2006	ST060916M1	<0.02	U
Method blank- 91606	9/16/2006	ST060916M1	<0.02	U
CCB2-91606	9/16/2006	ST060916M2	<0.02	U
CCB3-91606	9/16/2006	ST060916M2	<0.02	U
ICB-91006	9/10/2006	ST060910M1	<0.02	U
CCB1-91006	9/10/2006	ST060910M1	<0.02	U
W060117	9/10/2006	ST060910M1	<0.02	U
Pump rinsate	9/10/2006	ST060910M1	<0.02	U
Method blank - 91006	9/10/2006	ST060910M1	<0.02	U
CCB2-91006	9/10/2006	ST060910M2	<0.02	U

Sample ID#	Batch ID	Analysis Date	MeHg Result	Qualifier
ICB-91606	9/16/2006	ST060916M1	<0.02	U
CCB2-91606	9/16/2006	ST060916M2	<0.02	U
CCB3-91606	9/16/2006	ST060916M2	<0.02	U
ICB-92406	9/24/2006	ST060924M1	<0.02	U
CCB1-92406	9/24/2006	ST060924M1	<0.02	U
CCB2-92406	9/24/2006	ST060924M2	<0.02	U
CCB3-92406	9/24/2006	ST060924M2	<0.02	U
Method blank - 92406	9/24/2006	ST060924M1	<0.02	U
ICB-1005906	10/5/2006	ST061005M1	<0.02	U
CCB1-100506	10/5/2006	ST061005M1	<0.02	U
CCB2-100506	10/5/2006	ST061005M1	<0.02	U
CCB2-100506	10/5/2006	ST061005M1	<0.02	U
Method blank-100506	10/5/2006	ST061005M1	<0.02	U
CCB2-100506	10/5/2006	ST061005M2	<0.02	U
CCB3-100506	10/5/2006	ST061005M2	<0.02	U
W060197	10/5/2006	ST061005M2	<0.02	U
ICB-100806	10/8/2006	ST061008M2	<0.02	U
CCB1-100806	10/8/2006	ST061008M2	<0.02	U
CCB2-1008063	10/8/2006	ST061008M2	<0.02	U
CCB3-100806	10/8/2006	ST061008M2	<0.02	U
Method blank-100806	10/8/2006	ST061008M2	<0.02	U
ICB-101506	10/15/2006	ST061015M1	<0.02	U
CCB1-101506	10/15/2006	ST061015M1	<0.02	U
CCB2-101506	10/15/2006	ST061015M2	<0.02	U
CCB3-101506	10/15/2006	ST061015M2	<0.02	U
Method blank-101506	10/15/2006	ST061015M2	<0.02	U
ICB-101806	10/18/2006	ST061018M1	<0.02	U
CCB1-101806	10/18/2006	ST061018M1	<0.02	U
CCB2-101806	10/18/2006	ST061018M2	<0.02	U
CCB3-101806	10/18/2006	ST061018M2	<0.02	U
Method blank-101806	10/18/2006	ST061018M2	<0.02	U
ICB-120106	12/1/2006	ST061201M1	<0.02	U
CCB1-120106	12/1/2006	ST061201M1	<0.02	U
CCB2-120106	12/1/2006	ST061201M1	<0.02	U
CCB3-120106	12/1/2006	ST061201M1	<0.02	U
Method blank-120106	12/1/2006	ST061201M1	0.025	J
ICB-120206	12/2/2006	ST061202M1	<0.02	U

Sample ID#	Batch ID	Analysis Date	MeHg Result	Qualifier
CCB1-120206	12/2/2006	ST061202M1	<0.02	U
MB1-120206	12/2/2006	ST061202M1	<0.02	U
CCB2-120206	12/2/2006	ST061202M2	<0.02	U
CCB3-120206	12/2/2006	ST061202M2	<0.02	U
MB2-120206	12/2/2006	ST061201M2	<0.02	U
ICB-120506	12/5/2006	ST061205M1	<0.02	U
CCB1-120506	12/5/2006	ST061205M1	<0.02	U
MB-120506	12/5/2006	ST061205M1	<0.02	U
MB-120906	12/9/2006	ST061209M1	0.025	J
ICB-120906	12/9/2006	ST061209M1	<0.02	U
CCB1-120906	12/9/2006	ST061209M1	<0.02	U
CCB2-120906	12/9/2006	ST061209M2	<0.02	U
CCB3-120906	12/9/2006	ST061209M2	<0.02	U
ICB-121206	12/12/2006	EM061212M1	<0.02	U
CCB1-121206	12/12/2006	EM061212M1	<0.02	U
MB-121206	12/12/2006	EM061212M1	<0.02	U
MB-121306	12/13/2006	ST061213M1	<0.02	U
ICB-121606	12/16/2006	ST061216M1	<0.02	U
CCB1-121606	12/16/2006	ST061216M1	<0.02	U
CCB2-121606	12/16/2006	ST061216M1	<0.02	U
CCB2-121306	12/13/2006	ST061213M2	<0.02	U
CCB3-121306	12/13/2006	ST061213M2	<0.02	U
ICB-121606	12/16/2006	ST061216M1	<0.02	U
CCB1-121606	12/16/2006	ST061216M1	<0.02	U
CCB2-121606	12/16/2006	ST061216M1	<0.02	U
W060398	12/16/2006	ST061216M1	<0.02	U
CCB3-121606	12/16/2006	ST061216M2	<0.02	U
MB-121606	12/16/2006	ST061216M2	<0.02	U
ICB-121806	12/18/2006	ST061218M1	<0.02	U
CCB1-121806	12/18/2006	ST061218M1	<0.02	U
CCB2-121806	12/18/2006	ST061218M2	<0.02	U
CCB3-121806	12/18/2006	ST061218M2	<0.02	U
MB-121806	12/18/2006	ST061218M2	<0.02	U
ICB-122006	12/20/2006	ST061220M1	<0.02	U
CCB1-122006	12/20/2006	ST061220M1	<0.02	U
CCB2-122006	12/20/2006	ST061220M1	<0.02	U
CCB3-122006	12/20/2006	ST061220M1	<0.02	U

Sample ID#	Batch ID	Analysis Date	MeHg Result	Qualifier
MB1-122006	12/20/2006	ST061220M1	<0.02	U
CCB3-122006	12/20/2006	ST061220M2	<0.02	U
CCB4-122006	12/20/2006	ST061220M2	<0.02	U
W060411	12/20/2006	ST061220M2	<0.02	U
MB2-122006	12/20/2006	ST061220M2	<0.02	U
ICB-010507	1/5/2007	ST070105M1	<0.02	U
CCB1-010507	1/5/2007	ST070105M2	<0.02	U
MB-010507	1/5/2007	ST070105M2	<0.02	U
CCB2-010507	1/5/2007	ST070105M1	<0.02	U
CCB3-010507	1/5/2007	ST070105M1	<0.02	U
W060468	1/5/2007	ST070105M1	<0.02	U
ICB-010807	1/8/2007	ST070108M1	0.021	J
CCB1-010807	1/8/2007	ST070108M1	<0.02	U
MB-010807	1/8/2007	ST070108M1	<0.02	U
CCB2-010807	1/8/2007	ST070108M2	<0.02	U
CCB3-010807	1/8/2007	ST070108M2	<0.02	U
CCB4-010807	1/8/2007	ST070108M2	<0.02	U
ICB-010907	1/9/2007	ST070109M1	<0.02	U
CCB1-010907	1/9/2007	ST070109M1	<0.02	U
MB-010907	1/9/2007	ST070109M1	<0.02	U
CCB2-010907	1/9/2007	ST070109M2	<0.02	U
CCB3-010907	1/9/2007	ST070109M2	<0.02	U
ICB1-070111	1/11/2007	ST070111M1	<0.02	U
CCB1-070111	1/11/2007	ST070111M1	<0.02	U
MB-070111	1/11/2007	ST070111M1	<0.02	U
CCB2-070111	1/11/2007	ST070111M2	<0.02	U
ICB-120906	12/9/2006	EM061209M1	<0.02	U
CCB1-120906	12/9/2006	EM061209M1	<0.02	U
MB-120906	12/9/2006	EM061209M1	0.024	J
CCB2-120906	12/9/2006	EM061209M2	<0.02	U
ICB-121206	12/12/2006	EM061212M1	<0.02	U
CCB1-121206	12/12/2006	EM061212M1	<0.02	U
MB-121206	12/12/2006	EM061212M1	<0.02	U
ICB-120906	12/9/2006	ST061209M1	<0.02	U
CCB1-120906	12/9/2006	ST061209M1	<0.02	U
MB-120906	12/9/2006	ST061209M1	0.025	J
CCB2-120906	12/9/2006	ST061209M2	<0.02	U

Sample ID#	Batch ID	Analysis Date	MeHg Result	Qualifier
CCB3-120906	12/9/2006	ST061209M2	<0.02	U
ICB-121306	12/13/2006	ST061213M1	<0.02	U
CCB1-121306	12/13/2006	ST061213M1	<0.02	U
MB-121306	12/13/2006	ST061213M1	<0.02	U
CCB2-121306	12/13/2006	ST061213M2	<0.02	U
CCB3-121306	12/13/2006	ST061213M2	<0.02	U
ICB-121606	12/16/2006	ST061216M1	<0.02	U
CCB1-121606	12/16/2006	ST061216M1	<0.02	U
CCB2-121606	12/16/2006	ST061216M1	<0.02	U
W060398	12/16/2006	ST061216M1	<0.02	U
ICB-121606	12/16/2006	ST061216M1	<0.02	U
CCB2-121606	12/16/2006	ST061216M1	<0.02	U
CCB3-121606	12/16/2006	ST061216M1	<0.02	U
MB-121606	12/16/2006	ST061216M1	<0.02	U
CCB3-121606	12/16/2006	ST061216M2	<0.02	U
MB-121606	12/16/2006	ST061216M2	<0.02	U
CCB1-121606	12/16/2006	ST061216M2	<0.02	U
ICB-121806	12/18/2006	ST061218M1	<0.02	U
CCB1-121806	12/18/2006	ST061218M1	<0.02	U
CCB2-121806	12/18/2006	ST061218M2	<0.02	U
CCB3-121806	12/18/2006	ST061218M2	<0.02	U
MB-121806	12/18/2006	ST061218M2	<0.02	U
ICB-122006	12/20/2006	ST061220M1	<0.02	U
CCB2-122006	12/20/2006	ST061220M1	<0.02	U
CCB3-122006	12/20/2006	ST061220M1	<0.02	U
CCB4-122006	12/20/2006	ST061220M1	<0.02	U
ICB-122006	12/20/2006	ST061220M1	<0.02	U
CCB2-122006	12/20/2006	ST061220M1	<0.02	U
CCB3-122006	12/20/2006	ST061220M1	<0.02	U
MB-122006	12/20/2006	ST061220M1	<0.02	U
CCB1-122006	12/20/2006	ST061220M2	<0.02	U
W060411	12/20/2006	ST061220M2	<0.02	U
MB-122006	12/20/2006	ST061220M2	<0.02	U
CCB1-122006	12/20/2006	ST061220M2	<0.02	U
ICB-110706	11/7/2006	ST062906M1	<0.02	U
CCB1-110706	11/7/2006	ST062906M1	<0.02	U
MB-110706	11/7/2006	ST062906M1	<0.02	U
CCB2-110706	11/7/2006	ST062906M2	<0.02	U
ICB-010507	1/5/2007	ST070105M1	<0.02	U
CCB2-010507	1/5/2007	ST070105M1	<0.02	U
CCB3-010507	1/5/2007	ST070105M1	<0.02	U
W060468	1/5/2007	ST070105M1	<0.02	U
CCB1-010507	1/5/2007	ST070105M2	<0.02	U

Sample ID#	Batch ID	Analysis Date	MeHg Result	Qualifier
MB-010507	1/5/2007	ST070105M2	<0.02	U
ICB-010807	1/8/2007	ST070108M1	0.021	J
CCB2-010807	1/8/2007	ST070108M1	<0.02	U
CCB3-010807	1/8/2007	ST070108M1	<0.02	U
CCB4-010807	1/8/2007	ST070108M1	<0.02	U
CCB1-010807	1/8/2007	ST070108M2	<0.02	U
MB-010807	1/8/2007	ST070108M2	<0.0U	U
ICB-010907	1/9/2007	ST070109M1	<0.02	U
CCB2-010907	1/9/2007	ST070109M1	<0.02	U
CCB3-010907	1/9/2007	ST070109M1	<0.02	U
CCB1-010907	1/9/2007	ST070109M2	<0.02	U
MB-010907	1/9/2007	ST070109M2	<0.02	U
ICB-111706	11/17/2006	ST071306M1	<0.02	U
CCB1-111706	11/17/2006	ST071306M1	<0.02	U
MB-111706	11/17/2006	ST071306M1	<0.02	U
ICB-120106	12/1/2006	ST080906M1	<0.02	U
CCB1-120106	12/1/2006	ST080906M1	<0.02	U
CCB2-120106	12/1/2006	ST080906M1	<0.02	U
MB-120106	12/1/2006	ST080906M1	<0.02	U
ICB-120206	12/2/2006	ST080906M1	<0.02	U
CCB1-120206	12/2/2006	ST080906M1	<0.02	U
MB1-120206	12/2/2006	ST080906M1	<0.02	U
ICB-120506	12/5/2006	ST080906M1	<0.02	U
CCB1-120506	12/5/2006	ST080906M1	<0.02	U
MB-120506	12/5/2006	ST080906M1	<0.02	U
ICB-120906	12/9/2006	ST080906M1	<0.02	U
CCB1-120906	12/9/2006	ST080906M1	<0.02	U
MB-120906	12/9/2006	ST080906M1	0.025	J
CCB2-120206	12/2/2006	ST080906M2	<0.02	U
CCB3-120206	12/2/2006	ST080906M2	<0.02	U
MB2-120206	12/2/2006	ST080906M2	<0.02	U
CCB2-120906	12/9/2006	ST080906M2	<0.02	U
CCB3-120906	12/9/2006	ST080906M2	<0.02	U

Appendix E

Chain of Custody Documents