ONONDAGA LAKE PRE-DESIGN INVESTIGATION PHASE VI DATA SUMMARY REPORT

Prepared For:

Honeywell

301 Plainfield Road, Suite 330
Syracuse, NY 13212

Prepared By:

PARSONS

301 Plainfield Road, Suite 350
Syracuse, New York 13212
Phone: (315) 451-9560
Fax: (315) 451-9570

AUGUST 2011

TABLE OF CONTENTS

Page

LIST OF ACRONYMS VI

EXECUTIVE SUMMARY ES-1

SECTION 1 INTRODUCTION 1-1

1.1 PHASE VI PDI OBJECTIVES 1-1

1.2 REPORT ORGANIZATION 1-1

SECTION 2 SEDIMENT SAMPLING AND ANALYSES 2-1

2.1 VIBRACORES 2-1
2.1.1 Sampling 2-1
2.1.2 Laboratory Analysis 2-2

2.2 SMU 8 PECQ SAMPLING 2-3
2.2.1 Sampling 2-3
2.2.2 Laboratory Analysis 2-3

2.3 HABITAT TOC SAMPLING 2-4

SECTION 3 BOREHOLE DRILLING AND ANALYSES 3-1

3.1 DREDGE STABILITY BORINGS 3-1

3.2 UPWELLING BORINGS 3-2

3.3 SAMPLE PROCESSING AND ANALYSIS 3-3

SECTION 4 POREWATER SAMPLING AND ANALYSES 4-1

4.1 SEDIMENT CORES - POREWATER 4-1
4.1.1 Sampling 4-1
4.1.2 Processing and Analysis 4-1

4.2 CARBON ISOTHERM STUDY 4-1

4.3 PH COLUMN STUDIES 4-2

TABLE OF CONTENTS (CONT.)

SECTION 5 GROUNDWATER EVALUATION 5-1

5.1 SEDIMENT CORES - GROUNDWATER 5-1

5.2 LABORATORY ANALYSIS 5-2

SECTION 6 METEOROLOGICAL STATION MONITORING 6-1

6.1 METEOROLOGICAL STATIONS 6-1

SECTION 7 DATA MANAGEMENT 7-1

7.1 DATA MANAGEMENT 7-1
7.1.1 Field Database 7-1
7.1.2 Quality Assurance/Quality Control 7-1
7.1.3 Sample Holding 7-1
7.1.4 Sample Collection and Recordkeeping 7-1
7.1.5 Data Validation 7-1

7.2 QUALITY ASSURANCE/QUALITY CONTROL 7-2

SECTION 8 REFERENCES 8-1

TABLE OF CONTENTS (CONT.)

LIST OF TABLES

Table 1 Task Summary

Table 2A Vibracore Sediment Locations and Analyses

Table 2B SMU 5 Sediment Locations and Analyses

Table 2C Bulk Sediment and Molybdenum Sediment Sample Locations

Table 2D SMU 8 PECQ Sediment Locations and Analyses

Table 2E Borehole Locations and Analyses

Table 2F Porewater Locations and Analyses

Table 2G Groundwater Vibracore Locations and Analyses

Table 3 Summary of Vibracore Analytical Results

Table 4 Summary of SMU 5 Vibracore Sediment Analytical Results

Table 5 Summary of Molybdenum Analytical Results

Table 6 Summary of SMU 8 PECQ Analytical Results

Table 7A Summary of Sediment Geotechnical Data – Index Test Results

Table 7B Summary of Sediment Geotechnical Data – UU Test Results

Table 7C Summary of Sediment Geotechnical Data – CU Test Results

Table 7D Summary of Sediment Geotechnical Data – Hydraulic Conductivity Results

Table 7E Summary of Sediment Geotechnical Data – Consolidation Test Results

Table 8A Summary of Porewater Centrifuge Vibracore Analytical Results

Table 8B Summary of Porewater Centrifuge Raw Sediment Analytical Results

Table 9 Summary of Groundwater Centrifuge Vibracore Analytical Results

TABLE OF CONTENTS (CONT.)

LIST OF FIGURES

Figure 1 SMU Boundaries and Remediation Areas

Figure 2 Remediation Area A Phase VI PDI Sediment and Borehole Sample Locations

Figure 3 Remediation Area B Phase VI PDI Sediment and Borehole Sample Locations

Figure 4 Remediation Area C Phase VI PDI Sediment and Borehole Sample Locations

Figure 5 Remediation Area E Phase VI PDI Sediment and Borehole Sample Locations

Figure 6 SMU 5 Phase VI PDI Sediment Sample Locations

Figure 7 SMU 8 Northern Portion Phase VI PDI PECQ Sample Locations

Figure 8 SMU 8 Southern Portion Phase VI PDI PECQ Sample Locations

Figure 9 Remediation Area D Phase VI PDI Borehole, Bench Scale, and Bulk Sediment Sample Locations

Figure 10 Remediation Area A Phase VI PDI Porewater Sample Locations

Figure 11 Remediation Area B Phase VI PDI Porewater Sample Locations

Figure 12 Remediation Area C Phase VI PDI Porewater Sample Locations

Figure 13 Remediation Area D Phase VI PDI Porewater Sample Locations

Figure 14 Remediation Area E Phase VI PDI Porewater Sample Locations

Figure 15 Remediation Area A Phase VI PDI Groundwater Sample Locations

Figure 16 Remediation Area C Phase VI PDI Groundwater Sample Locations

Figure 17 Remediation Area E Phase VI PDI Groundwater Sample Locations

LIST OF APPENDICES

APPENDIX A DATA USABILITY SUMMARY REPORT

APPENDIX B VIBRACORE AND BORING LOGS

APPENDIX C METEOROLOGICAL STATION DATA

LIST OF ACRONYMS

ASTM	American Standard for Testing and Materials
BSQV	Bioaccumulation-based sediment quality value
CPOIs	Chemical parameters of interest
CU	Consolidated undrained
DOC	Dissolved organic carbon
DUSR	Data Usability Summary Report
GUS	Gregory Undisturbed Sampler
MNR	Monitored Natural Recovery
NOM	Natural organic matter
NYSDEC	New York State Department of Environmental Conservation
NYSDOT	New York State Department of Transportation
OCDWEP	Onondaga County Department of Water Environment Protection
PAH	Polynuclear aromatic hydrocarbon
PCB	Polychlorinated Biphenyl
PDI	Pre-Design Investigation
PEC	Probably Effect Concentration
PECQ	Probable effects concentration
QA/QC	quality assurance/quality control
QAPP	Quality Assurance Project Plan
ROD	Record of Decision
SAP	Sampling and Analysis Plan
SCA	Sediment Consolidation Area
SOLW	Solvay Waste
SOP	Standard operating procedures
SPT	Standard penetration tests
TOC	Total organic carbon
USCS	Unified Soil Classification System
USEPA	United States Environmental Protection Agency
UU	Unconsolidated undrained
VOC	Volatile organic compound

EXECUTIVE SUMMARY

This Data Summary Report describes the information collected during the Onondaga Lake Phase VI Pre-design Investigation (PDI) conducted from May to Novembert 2010. This report describes the sample locations, data collection methods, analyses and testing performed during the PDI, and includes a summary of the investigation results. The Phase VI PDI consisted of activities covered by 6 work plans as follows:

- Sediment, Groundwater, and Porewater
- GAC Isotherm Evaluation (Addendum 1)
- Porewater pH Column Studies (Addendum 2)
- Baseline Water Quality Monitoring for Construction (Addendum 3)
- Dredge Stability and Upwelling Geotechnical Borings (Addendum 4)
- Sediment Management Unit (SMU) 8 PECQ Sediment Sampling (Addendum 5)

Phase VI data from the Addendum 4 and Addendum 5 Work Plans are included in this report. Data from Addenda 1, 2, and 3 will be presented under separate cover. The Phase VI PDI and addenda focused on collecting data to fill gaps in the existing data set and advancing many aspects of the conceptual design. The Phase VI PDI involved the use of various sampling techniques, testing of environmental media (sediment, porewater, and groundwater), laboratory analysis, and bench-scale tests. Information gathered during the PDI will be combined with the existing lake data set for use during the remedial design.

SEDIMENT SAMPLING

Sediment samples were collected and processed using methods developed during the previous five phases of the PDI to obtain representative samples of sediment for lithology, geotechnical, and chemical analyses. The vibracore sample locations were selected to provide additional data to help develop a strategy for defining the extent of capping and dredging in Remediation Areas A, B, C, and E (SMUs 2 through 7), as well as address areas where exceedances of cleanup criteria for mercury have been detected in Remediation Area F (SMU 5).

SEDIMENT CORES - POREWATER

Porewater sediment cores were advanced to approximately 10 ft. or 12 ft. into the sediment in Remediation Areas A, B, C, D, and E using vibracore procedures outlined in the Phase I PDI Sampling and Analysis Plan (Parsons, 2005). Porewater samples were used to supplement isolation layer modeling and to refine the modeling area boundaries.

SEDIMENT CORES – PECQ

Gravity cores were collected to 15 centimeters into the sediment in SMU 8, the deep water portion of the lake, to refine delineation of areas where sediment mean PECQs exceed 1 and to confirm PECQs have not increased above 1 since initial sampling in 1992. The sampling was focused in areas where the potential to affect aquatic life exists.

SEDIMENT CORES - GROUNDWATER

Sediment groundwater cores were advanced to a depth of 10 ft. in Remediation Areas A, C, and E and centrifuged for chloride, conductivity, cations, and anions analysis. The results will be used to develop chloride profiles. These chloride profiles will be used to estimate groundwater upwelling velocities and incorporated into the cap design.

BENCH SCALE TESTING

Sediment and porewater samples were collected in support of Addenda 1 and 2 to the Phase VI PDI Work Plan (Parsons, 2010b,c). Bulk water was used to experimentally determine *in situ* Freundlich carbon adsorption isotherm parameters for the target constituents expected to impact the design life of the cap. Bulk water was also used for column studies designed to simulate porewater pH neutralization within the amended cap under conditions more representative of the field conditions.

BOREHOLE DRILLING

Remediation Areas A, B, C, D, and E will be subject to dredging and/or capping as part of the Onondaga Lake remediation. Borings were drilled and sampled in Remediation Areas A, B, C, D, and E to provide information needed to assess dredge technologies, material transport, and sediment strength and stability. A barge-mounted drill rig was used to drill 12 borings. A 2-inch split spoon was used to collect sediment samples on 2-ft. intervals and SPTs. Sediment from each split spoon was placed in 1-quart jars and archived. Seven borings were drilled in Remediation Areas A, C, and E to assess sediment strength and stability. Split spoon samples and undisturbed sediment samples were collected from the Marl and underlying silt/clay unit for testing. Five borings were drilled in Remediation Areas A, B, C, and D and three sediment strength borings were drilled deeper for upwelling rate determinations for the isolation cap design.

METEOROLOGICAL STATION MONITORING

To develop the most realistic predictions of concentrations of remediation-related emissions, it is necessary to have meteorological data that are most representative of the specific areas under study. Meteorological stations were installed in 2006 at Wastebed 13 and in 2007 as part of the Phase II PDI in the area near SMU 1 to collect site-specific data near the dredge zone.

SECTION 1

INTRODUCTION

This Data Summary Report describes the information collected during the Onondaga Lake PDI conducted from May to November 2010. This report describes the sample locations, data collection methods, analyses and testing performed during the PDI, and includes a summary of the investigation results.

Sampling and analyses were conducted in accordance with the Onondaga Lake Phase VI PDI Work Plan (Parsons, 2010) and addenda (Parsons, 2010a-e), the Onondaga Lake PDI: Phase I Sampling and Analysis Plan (SAP) (Parsons, 2005), and the revised Onondaga Lake PDI Quality Assurance Project Plan (QAPP) (Parsons, 2010f).

1.1 PHASE VI PDI OBJECTIVES

Additional information is required before the remedial design can be fully implemented. The Phase VI PDI focused on collecting additional data to advance many aspects of the conceptual design. The Phase VI PDI Work Plan (Parsons, 2010) was intended to address several gaps that were identified within the existing data set. Additional PDI scopes were required in 2010 to advance the work described in the initial Phase VI PDI Work Plan (Parsons, 2010). The additional scopes were submitted to the New York State Department of Environmental Conservation (NYSDEC) as addenda (Parsons 2010a-e) to that work plan.

The Phase VI PDI included various sampling techniques, environmental media (sediment, surface water, and porewater), laboratory analysis, and bench-scale tests. The Phase VI PDI activities including addenda are summarized in Table 1. The Phase VI information will be combined with the existing lake data set for use during the remedial design.

1.2 REPORT ORGANIZATION

This report is organized into the following sections:

- Section 1: Introduction
- Section 2: Sediment Sampling and Analysis
- Section 3: Borehole Drilling and Analysis
- Section 4: Porewater Sampling and Analysis
- Section 5: Groundwater Evaluation
- Section 6: Meteorological Station Monitoring
- Section 7: Data Management
- Section 8: References

SECTION 2

SEDIMENT SAMPLING AND ANALYSES

Sediment samples were collected and processed using methods developed during the Phase I PDI efforts to obtain representative samples of sediment for lithology, bench-scale testing, and chemical analyses.

2.1 VIBRACORES

Vibracore sample locations are shown on Figures 2 through 6, and were selected to supplement previous investigations and advance remedial design of Remediation Areas A, B, C, E, and F (SMUs 2 through 7). A summary of analytical and geotechnical testing assignments is presented in Tables 2A and 2B.

Vibracores were advanced as shallow as 1 ft. and as deep as 12 ft. The different sample depths are based on collection of at least two intervals below criteria exceedance depths from previous sample locations in the vicinity of the Phase VI PDI locations. Generally, vibracore sample recovery is less than the penetration depth. During this scope of work, the vibracore penetration depth exceeded the sampling depth at most locations to assure retention of target intervals. For locations where recovery was greater than what was needed, excess sediment was brought to shore and disposed. Due to factors such as material consistency at some locations, full recovery of the sediment was not always possible. A summary of analytical results are presented in Tables 3 and 4. Sediment logs for each location are included in Appendix B.

2.1.1 Sampling

Remediation Area A

As shown on Figure 2, a total of eight vibracores were advanced in Remediation Area A. Five 3-ft. cores (OL-VC-30173, 40304, 50080, 50081, and 50082) were collected to confirm the extent of the proposed cap boundary. Three cores were advanced to 10 ft. (OL-VC-40269, 40270, and 40271 as close to the shoreline as accessible by boat in SMU 4 to assess near-shore dredge depth requirements. Cores were sectioned into 1-ft. intervals and processed onshore. Samples were sent to Accutest Laboratory (Accutest) for chemical analyses as specified in Table 2A.

Remediation Area B

A total of ten vibracores were advanced in Remediation Area B (SMU 3) as shown on Figure 3. Four locations were advanced to 3 ft. (OL-VC-30157, 30158, 30174, and 30175) to assess and/or refine the proposed cap boundary of the area in June 2010. Six additional locations (OL-VC-30181 though 30186) were collected in November 2010 after evaluation of the data collected in June to confirm the proposed remediation area boundaries.

Cores were sectioned into 1-ft intervals and processed onshore. Samples were sent to Accutest for chemical analyses as specified in Table 2A.

Remediation Area C

As shown in Figure 4, four vibracores were advanced to 10 ft. (OL-VC-20206, 20207, 20208, and 20209) as close to the shoreline as accessible by boat in Remediation Area C to assess benzene concentrations around Phase V PDI sample location OL-VC-20169. Cores were sectioned into 1-ft. intervals and processed onshore. Samples were sent to Accutest for chemical analyses as specified in Table 2A.

Remediation Area E

A total of 15 vibracores were advanced in Remediation Area E as shown in Figure 5. Five 3-ft. cores (OL-VC-50083, 50084, 50085, 50086, and 50091), four 10-ft. cores (OL-VC-60264, 60265, 60266, and 60271) and six 12-ft. cores (OL-VC-60272, 60273, 60267, 60268, 60269, 60270) were collected to assess near-shore dredge depth requirements. Cores were sectioned into 1-ft. intervals and processed onshore. Samples were sent to Accutest for chemical analyses as specified in Table 2A.

SMU 5

As shown in Figure 6, six sediment vibracores were advanced to 1 ft. in SMU 5 to further assess areas where the cleanup criterion for mercury has been exceeded. Samples were collected to assess vertical and horizontal extent of contamination at RI location S-111. Cores were processed in 0.5-ft. intervals onshore. Samples were sent to Lancaster for chemical analyses as specified in Table 2B.

2.1.2 Laboratory Analysis

Sediment samples were submitted for laboratory analysis and testing as listed in Tables 2A and 2B. A summary of chemical results for these samples is presented in Tables 3 and 4. The chemical data were validated in accordance with the United States Environmental Protection Agency (USEPA) validation protocols as described in the Data Usability Summary Report (DUSR) in Appendix A.

Molybdenum analysis for sediment was included for select sample locations within dredge areas as indicated on Table 2C. Because sediment cores where not collected from all remediation areas, some molybdenum samples were collocated with a groundwater or porewater sample as indicated on Table 2C. Analysis for molybdenum was performed to facilitate assessment of Onondaga County Department of Water Environment Protection (OCDWEP) Metro Plant biosolids disposal options during lake dredging operations, since wastewater from the sediment consolidation area (SCA) water treatment plant will be discharged to the Metro plant.

2.2 SMU 8 PECQ SAMPLING

The remedy for Onondaga Lake as specified in the Record of Decision (ROD) (NYSDEC and USEPA, 2005) includes placement of a thin-layer cap over areas of SMU 8 based on the following:

- Areas of sediment that currently exceed a mean probable effects concentration quotient (PECQ) of 1;
- Areas of sediment predicted to exceed the mercury probable effects concentration (PEC) of 2.2 parts per million (ppm) at the end of the 10-year monitored natural recovery (MNR) period (i.e., the year 2027 assuming dredging and capping are completed by late 2016); and
- Additional thin-layer capping areas as needed to implement the bioaccumulation-based sediment quality value (BSQV) requirement specified as part of the lake bottom remedy. As specified in the ROD, the BSQV of 0.8 mg/kg for mercury is a means to assess areas of the lake that may be contributing to exceedances of the fish tissue remediation goals for the lake. As part of the remedy, the BSQV will be applied on an area-wide basis.

Additional data was needed to refine delineation of areas of SMU 8 where sediment mean PECQ exceeds 1 and to confirm that the sediment mean PECQ has not increased above 1 over time since the lake remedial investigation samples were collected beginning in 1992. The sampling focus was on sediment that could possibly affect aquatic life within the lake (i.e., the top 6 inches of sediment).

2.2.1 Sampling

This sampling work included two different sampling efforts; one in May and one in August 2010. Shallow sediment cores were collected to a depth of 15 cm using a gravity corer at 41 locations in May and 26 locations in August as shown on Figures 7 and 8 as part of Addendum 5 to the PDI (Parsons, 2010e). Once collected, the cores were processed on-shore into two intervals. The 0- to 4-cm and 4- to 15-cm intervals of sediment were submitted for laboratory analyses. The top 4 cm was based on the maximum sediment mixing depth for ongoing conditions in the lake where lower waters of the profundal zone have no oxygen for approximately three months of the year starting in mid-to-late summer. The top 15 cm was based on the maximum mixing depth if the lower waters of the profundal zone will be artificially oxygenated as part of the lake remedy.

2.2.2 Laboratory Analysis

Sediment samples were submitted for laboratory analysis and testing as listed in Table 2D. Samples were analyzed for the following chemical constituents used to quantify the PECQ: total mercury, ethylbenzene, xylenes, chlorinated benzenes, polynuclear aromatic hydrocarbons (PAHs), and total polychlorinated biphenyls (PCBs). A summary of chemical results for these

samples is presented in Table 6. The chemical data were validated in accordance with the USEPA validation protocols as described in the DUSR in Appendix A.

2.3 HABITAT TOC SAMPLING

As a continuation to the Phase IV field activities, additional samples for total organic carbon (TOC) analysis from the wading pools installed during 2008 under the Addendum 1 Habitat Work Plan were collected. Results are summarized in Appendix A.

SECTION 3

BOREHOLE DRILLING AND ANALYSES

Remediation Areas A, B, C, D, and E will be subject to dredging and/or capping as part of the Onondaga Lake remediation. Borings were advanced in Remediation Areas A, C, and E to provide information needed to assess dredge technologies, material transport, and to assess sediment strength and stability. Borings were advanced in Remediation Areas A, B, C, and D to support upwelling rate determinations. This work was completed under Addendum 4 of the Phase VI PDI Work Plan (Parsons, 2010d).

3.1 DREDGE STABILITY BORINGS

Remediation Area C

Remediation Area C consists predominately of Solvay waste (SOLW) although some areas have an overlying layer of natural sediments. The texture of the Solvay waste material can vary significantly, ranging from a very soft consistency to a hard crusty material. In order to evaluate the near-shore dredge slope stability, two additional borings (OL-SB-20210 and 20218) were drilled in this area into the underlying silt and clay unit. Field sampling was conducted to assess the geotechnical properties of these materials. Soil boring locations are listed in Table 2E and shown on Figure 4. Sediment boring logs for each location are included in Appendix B.

Using a barge mounted drill rig, the two borings were advanced into the silt and clay unit. These borings were then continued through the silt and clay unit to support upwelling rate determinations for the isolation cap design (see Section 3.2). OL-SB-20210 was drilled to 76 ft. and OL-SB-20218 was drilled to 57 ft.

Borings were advanced through at 5-inch conductor casing extending from the drill barge deck into the upper 5 ft. of sediment. The borings were drilled with a 4-inch flush-joint casing starting at the sediment/water interface. The casing was advanced using drive and wash methods. Once the borings were in the silt and clay, mud rotary methods were used below the casing. SPT were performed ahead of the casing at 5-ft intervals per ASTM D1586 until each boring was terminated. The contents of the split spoons were logged and classified in the field, and representative samples were placed in appropriate containers for geotechnical index testing. SPT values are the dredge industry's indication of cutting difficulty, and are used by the dredging company to predict limitations on the production of a dredge (Turner, 1996).

Thin walled tube samplers were used to collect undisturbed soil samples for geotechnical laboratory testing including strength and density. Samples were obtained using a hydraulically driven Gregory undisturbed sampler (GUS) in accordance with ASTM D6519. A minimum of 22 inches of recovery was required for a sample to be useful for analysis. If a tube did not contain at least 22 inches of sediment, the 4-inch drill casing was advanced 2 ft. and cleaned out and the another sample was collected. Selected samples were tested for water content, Atterberg limits, grain size with hydrometer, bulk density, unconsolidated undrained (UU) tests, and

3 point consolidated undrained (CU) tests as listed in Table 2E and Tables 7A through 7E. Undisturbed samples were collected for potential testing as described below.

Remediation Area E

As shown in Figure 5, four borings (OLSB-60298 through OL-SB-60301) were drilled in Remediation area E to facilitate analyses for dredge slope stability and global stability (to address the additional loading associated with the proximity of the CSX railroad tracks to Remediation Area E. Borings were drilled either 5 ft. into the silt and clay unit or to 60 ft., whichever was deeper. Actual boring depths ranged from 60 ft. in OL-SB-60300 and OL-SB-60301 to 61 ft. in OL-SB-60298 and 63 ft. in OL-SB-60299. Drilling methods as described in Remediation Area C were used in Remediation Area E borings. SPT sampling in OL-SB-60298, 60299, and 60301 were at 5-ft. intervals similar to borings in Remediation Area C. SPT sampling in boring OL-SB-60300 was continuous.

Samples were collected and processed as described above for Remediation Area C. Geotechnical analyses are presented in Table 2E and Tables 7A through 7E. Boring logs are presented in Appendix B.

Remediation Area A

As shown in Figure 2, one boring (OL-SB-40300) was drilled in Remediation Area A to facilitate analyses for near-shore dredge slope stability. The boring was drilled 5 ft. into the silt and clay unit to evaluate dredge stability and then the boring was continued to 96 ft. to obtain upwelling data. Drilling methods similar to those used in Remediation Area C were used in the Remediation Area A boring. SPT sampling in OL-SB-40300 was at 5-ft. intervals similar to borings in Remediation Area C. Samples were collected and processed as described above for Remediation Area C. Geotechnical analyses are presented in Table 2E and Tables 7A through 7E. Boring logs are presented in Appendix B.

3.2 UPWELLING BORINGS

As shown in Figures 2, 3, 4, and 9, five borings (OL-SB-20211, OL-SB-10190, OL-SB-10191, OL-SB-30171, and OL-SB-30172) were drilled and three dredge stability borings (OL-SB-20210, OL-SB-20218, and OL-SB-40300) were extended in Remediation Areas A, B, C, and D to support upwelling rate determinations for the isolation cap design.

Borings were advanced with a 4-inch flush joint casing using drive and wash methods similar to those used in dredge stability borings. When the silt and clay unit was encountered, the 4-inch casing was set into the silt and clay unit and drilling was continued through the casing using mud rotary methods. Split spoon samples were collected in accordance with ASTM D1586 on 5-ft. intervals (standard sampling). Once clayey material was encountered, thin walled tube samples were collected using a GUS piston sampler in accordance with ASTM D6519 on 10-ft. intervals. If there was less than 22 inches of recovery, the boring was cleaned out through that

interval and another sample was collected. Borings were continued until the silt and fine sand unit was encountered. Boring depths were as followers:

- 77 ft. (OL-SB-20211)
- 92 ft. (OL-SB-10190)
- 110 ft. (OL-SB-10191)
- 99 ft. (OL-SB-30171)
- 67 ft. (OL-SB-30172)
- 78 ft. (OL-SB-20210)
- 57 ft. (OL-SB-20218)
- 96 ft (OL-SB-40300)

Geotechnical analyses are presented in Table 2E and Tables 7A through 7E. Boring logs are presented in Appendix B.

3.3 SAMPLE PROCESSING AND ANALYSIS

Split spoon samples were visually examined in the field, and physical characteristics were documented using the Unified Soil Classification System (USCS). After review of the boring logs from each location, samples were selected and sent to the laboratory for geotechnical testing. Results are presented in Tables 7A through 7E.

SECTION 4

POREWATER SAMPLING AND ANALYSES

Porewater samples were collected to supplement existing porewater data for use in chemical isolation layer modeling, as well as to refine the modeling area boundaries in Remediation Areas A through E.

4.1 SEDIMENT CORES - POREWATER

4.1.1 Sampling

Porewater sediment cores were advanced to approximately 10 or 12 ft. into the sediment in Remediation Areas A, B, C, D, and E using vibracore procedures outlined in the Phase I PDI SAP (Parsons, 2005). Due to factors such as material consistency, full recovery of the target sample depth was not always possible. Actual recovery depths are indicated on Table 2F. Following extraction, each core was sectioned into 2-ft. intervals starting from the top of the sediment, capped, sealed, and shipped to the laboratory for processing of porewater and raw sediment analyses as described in Table 2F and summarized in Tables 8A and 8B. Sample locations are shown on Figures 10 through 14.

Locations OL-VC-20212 through OL-VC-20215 were proposed as 10-ft. cores near the New York State Department of Transportation (NYSDOT) turnaround area in SMU 2. The vibracores attempted at these locations encountered poor recoveries due to the nature of the material (fill/slag/debris). Since these locations were proposed to assess extending the cap to shore, they were not off-set until 70 percent or better recovery was obtained. Several attempts were made at each location and the best recovery was sent for analytical testing. Due to limited sample volume, only the 0-2 ft interval was analyzed for porewater from location OL-VC-20214.

4.1.2 PROCESSING AND ANALYSIS

The cores collected during this portion of the Phase VI PDI were processed and analyzed in accordance with the Phase IV PDI Work Plan and Standard Operating Procedures (SOPs) (Parsons, 2008). Porewater generated from these cores was analyzed for mercury, volatile organic compound (VOC) chemical parameters of interest (CPOIs), pH, and organic carbon as indicated in Table 2F and summarized in Table 8A. Raw sediment from these cores was analyzed for VOC CPOIs, pH, mercury, organic carbon, percent solids, and specific gravity as summarized in Table 8B.

4.2 CARBON ISOTHERM STUDY

Bulk water samples were collected as part of Addendum 1 of the Phase VI PDI Work Plan (Parsons, 2010a). Fifty-five gallons of water was collected from upwelling location TR05-B in Remediation Area D as shown on Figure 9in accordance with SOP 16 (Parsons, 2005a). The water collected was used to experimentally determine *in situ* Freundlich carbon adsorption isotherm parameters for the target constituents expected to impact the design life of the cap. The

site-specific isotherm testing is designed to improve the cap design by identifying any potential limitations to long-term sorption capacity that might be posed by porewater matrix effects, which may include competitive sorption of constituents or natural organic matter (NOM). The water was pumped into 5-gallon containers and brought to the Parsons Treatability Laboratory in Syracuse, New York (EPA Identification No. NYR000170670) where water from the containers was composited for use in the isotherm testing. The details and results of this evaluation will be submitted under separate cover at a later date.

4.3 PH COLUMN STUDIES

Bulk water samples were collected in support of Addendum 2 to the Phase VI PDI Work Plan (Parsons, 2010b). The water collected was used for column studies designed to simulate porewater pH neutralization within the amended cap under conditions more representative of the field. As shown on Figure 9, Remediation Area D upwelling location TR05-B was selected as the most viable location because of its proximity to the shoreline, the integrity of the apparatus, the pH and the dissolved organic carbon (DOC) content of the porewater. Water was purged in accordance with SOP 16 (Parsons, 2005a) and then sampled over a two- to three-day time period to obtain 25 gallons of porewater that was shipped to S.S. Papadopolous. The results will be used to confirm geochemical model predictions of amended cap performance, and if necessary, provide a basis for revising the model and estimate of the minimum required siderite application rate in the cap amendment layer. The details and results of this evaluation will be submitted under separate cover at a later date.

SECTION 5

GROUNDWATER EVALUATION

Centrifuged groundwater was collected from 79 locations in Remediation Areas A, C, and E as shown on Figures 15, 16, and 17 to supplement existing data, refine chloride profiles, and estimate upwelling velocities. Chloride profiles will be used to estimate upwelling velocities and upwelling velocities will be used to support remedial design activities associated with isolation capping and dredge design along the shoreline.

Due to limited volume in certain groundwater sample locations, not all parameters were able to be analyzed by the lab. Three locations were not analyzed at all due to insufficient sample volume as follows:

- OL-VC-20198, OL-VC-20199, OL-VC-20200, OL-VC-60293, and OL-VC-60296 (field duplicates for OL-VC-60293 and OL-VC-60296 were analyzed)

Partial analysis was conducted at the following locations:

- OL-VC-20201 (only interval 0-0.25 ft was analyzed)
- OL-VC-40298 (chloride, sulfate and conductivity were not analyzed for intervals 4-4.5 ft and the field duplicate)
- OL-VC-40307 (chloride, sulfate and conductivity were not analyzed for interval 6-6.5 ft)
- OL-VC-60290A (chloride and sulfate were not analyzed for interval 5-5.5 ft)
- OL-VC-60295 (chloride, sulfate, nitrogen, nitrate-nitrite, and conductivity were not analyzed for intervals 7.5-8 ft and 9-9.5 ft)

5.1 SEDIMENT CORES - GROUNDWATER

The intervals specified on Table 2G were selected to focus data collection near the sediment-water interface, which is used to interpret the chloride profiles. The vibracores were advanced to 10 ft., cut into 1-ft. sections, capped, and brought to shore for logging and processing. Sediment was extruded vertically onshore into the sample intervals described in Table 2G. Due to limited sample volume available in the fine intervals, major cations and anions were analyzed only on deeper samples to calculate the ion balance in these cores. Sample processing and analysis were conducted in accordance with the revised Phase I QAPP (Parsons, 2010f). Vibracore logs for each location are included in Appendix B.

Remediation Area A

As shown on Figure 15, 22 locations (OL-VC-40287 through 40299, 40301, 40305 through 40307, and 50087) were advanced in Remediation Area A. Locations were selected to increase

sample density in areas with slightly higher upwelling velocities, and to assess upwelling in the northern wing of the remediation cap boundary. A summary of analytical results is presented in Table 9.

Remediation Area C

As shown on Figure 16, six locations (OL-VC-20198 through 20203) were advanced in SMU 2 to assess near-shore upwelling rates and five locations (OL-VC-30176 through 30180) in SMU 3 that were re-samples of previous locations with higher than normal estimated upwelling uncertainty. Due to the nature of the material (fill/slag/debris) at locations OL-VC-20201, 20202, and 20203, the vibracore equipment encountered repeated refusal resulting in poor recoveries of less than 70 percent. The best recoveries obtainable from these locations were submitted to the laboratory for chemical analysis. Due to the limited sample volume, no parameters were analyzed for locations OL-VC-20198 through OL-VC-20200 and only one interval was analyzed for location OL-VC-20201, as described in Appendix A. A summary of the analytical results is presented in Table 9.

Remediation Area E

As shown on Figure 17, 46 locations were advanced to 10 ft. in Remediation Area E. Three locations (OL-VC-50088, 50088A, and 50089) in SMU 5 were collected to address a general lack of upwelling data in the recently extended cap area. Fifteen nearshore locations (OL-VC-60274 through 60287) in SMU 6 and five locations in SMU 7 (OL-VC-70151, 70152, 70153, 70154, and 70155) were collected to evaluate whether this area can be capped rather than dredged to cleanup criteria. The remaining 23 locations (OL-VC-60288 through 60297, 60302 through 60304 in SMU 6 and OL-VC-70144 through 70150 in SMU 7) were collected at historical groundwater sample locations with higher than normal estimated upwelling velocities. Due to poor recovery, no samples were collected for location OL-VC-60280. A summary of analytical results is presented in Table 9.

5.2 LABORATORY ANALYSIS

Shallow vibracore sampling was conducted in Remediation Areas A, C, and E to collect sediment for groundwater centrifuge chemical analyses (Table 2G). A summary of analytical results for these samples is presented in Table 9. As discussed above, limited sample volume prevented the lab from analyzing all parameters at certain locations. The chemical data were validated in accordance with the USEPA validation protocols as described in the DUSR (Appendix A).

SECTION 6

METEOROLOGICAL STATION MONITORING

6.1 METEOROLOGICAL STATIONS

A meteorological station was installed in 2007 as part of the Phase II PDI in the area near SMU 1 to collect site-specific data near the dredge area. The station is a 10-meter meteorological tower similar to the one currently operating at Wastebed 13 (installed as part of the Phase I PDI). The solar-powered tower at Wastebed 13 was installed in November 2006 and began collecting continuous data (measurements collected every five minutes) on December 1, 2006. The table below summarizes the parameters that are currently being measured by the station and the results for this tower and the Wastebed 13 tower to date are presented in Appendix C. These data will be used in the air quality evaluation that is being conducted for the project.

2-Meter Level Measurements	10-Meter Level Measurements
Temperature	Horizontal Wind Speed
Relative Humidity	Horizontal Wind Direction (WD)
Dew Point Temperature	Standard Deviation of Horizontal WD or Sigma-Theta (computed)
Solar Radiation	Orthogonal Wind Components
Barometric Pressure	Standard Deviation of Wind Components or Vertical/Lateral Turbulence (computed)
	Temperature
	Temperature Difference (10m vs. 2m)

Sensory instrumentation and data acquisition hardware have been used with software that fully meet the performance and operating specifications in USEPA's guidelines for air quality modeling applications, including *Meteorological Monitoring Program Guidance for Regulatory Modeling Applications* (USEPA, 2000).

SECTION 7

DATA MANAGEMENT

7.1 DATA MANAGEMENT

7.1.1 Field Database

An electronic database was developed for the Phase VI PDI to ensure consistency in field sample ID assignment and compatibility with the Locus Focus data management system. The database recorded sample descriptions, assigned field sample IDs, and reproduced chains of custody. The data collection program for the Phase VI field program was similar to the one used during the Phase V PDI.

7.1.2 Quality Assurance/Quality Control

Field quality assurance/quality control (QA/QC) consisted of the collection and analysis of field duplicates, and matrix spike/matrix spike duplicate samples at a frequency of one per 20 samples for each sample medium (sediment, porewater, and groundwater). All field QA/QC samples were identified using standard sample identifiers and collected in accordance with the revised Phase I PDI QAPP (Parsons, 2010f).

7.1.3 Sample Holding

Samples were collected and handled according to the procedures outlined in the Phase I PDI SAP (Parsons, 2005) and revised QAPP (Parsons, 2010f).

7.1.4 Sample Collection and Recordkeeping

Samples were collected and managed by the field database as described in Section 7.1.1 above. All sample recordkeeping and database entry (Locus Focus) were conducted in accordance with the Phase I PDI SAP (Parsons, 2005) and the revised QAPP (Parsons, 2010f) on each of the sampling vessels and in the sample processing area.

7.1.5 Data Validation

Analytical data generated during the investigation activities were reviewed and validated in accordance with the approved Phase I SAP (Parsons, 2005) and revised QAPP (Parsons, 2010f). Data validation of Level II through Level IV analytical deliverables was performed (task dependent) in accordance with guidance provided by the USEPA and adapted to the QA/QC criteria in the USEPA CLP, USEPA SW-846. Following validation, the results were incorporated into the Locus Focus database.

7.2 QUALITY ASSURANCE/QUALITY CONTROL

The sample names, QA/QC procedures, sample collection, data entry, and data validation for this portion of the work was conducted in accordance with the Phase I PDI SAP (Parsons, 2005). Deviations from these procedures were discussed with NYSDEC prior to execution of the work and qualified in the final data report if dictated by experimental process limitations during bench studies.

Analytical data were collected in accordance with the revised Onondaga Lake QAPP (Parsons, 2010f). The data were evaluated in relation to the established laboratory and project control limits for accuracy and precision with factors impacting data quality being identified in the laboratory analytical report. Results of this evaluation are presented in the DUSR (Appendix A).

SECTION 8

REFERENCES

NYSDEC and USEPA, 2005. Onondaga Lake Bottom Subsite of the Onondaga Lake Superfund Site Syracuse, New York Record of Decision. Albany, New York.

Parsons, 2005. Onondaga Lake Phase I Pre-Design Investigation: Sampling and Analysis Plan. Prepared for Honeywell, Morristown, New Jersey and Syracuse, New York.

Parsons, 2005a. Onondaga Lake Pre-Design Investigation: Standard Operating Procedures. Prepared for Honeywell, Morristown, New Jersey. Syracuse, New York.

Parsons, 2008. Onondaga Lake Pre-Design Investigation: Phase IV Work Plan. Prepared for Honeywell, Morristown, New Jersey and Syracuse, New York.

Parsons, 2008a. Onondaga Lake Pre-Design Investigation: Phase IV Addendum 1. Prepared for Honeywell, Morristown, New Jersey and Syracuse, New York.

Parsons, 2009. Onondaga Lake Pre-Design Investigation: Phase V Work Plan. Prepared for Honeywell, Morristown, New Jersey and Syracuse, New York.

Parsons, 2010. Onondaga Lake Pre-Design Investigation: Phase VI Work Plan. Prepared for Honeywell, Morristown, New Jersey and Syracuse, New York.

Parsons, 2010a. Onondaga Lake Pre-Design Investigation: Phase VI Addendum 1. Prepared for Honeywell, Morristown, New Jersey and Syracuse, New York.

Parsons, 2010b. Onondaga Lake Pre-Design Investigation: Phase VI Addendum 2. Prepared for Honeywell, Morristown, New Jersey and Syracuse, New York.

Parsons, 2010c. Onondaga Lake Pre-Design Investigation: Phase VI Addendum 3. Prepared for Honeywell, Morristown, New Jersey and Syracuse, New York.

Parsons, 2010d. Onondaga Lake Pre-Design Investigation: Phase VI Addendum 4. Prepared for Honeywell, Morristown, New Jersey and Syracuse, New York.

Parsons, 2010e. Onondaga Lake Pre-Design Investigation: Phase VI Addendum 5. Prepared for Honeywell, Morristown, New Jersey and Syracuse, New York.

Parsons, 2010f. Onondaga Lake Pre-Design Investigation: Revised Quality Assurance Project Plan. Prepared for Honeywell, Morristown, New Jersey. Syracuse, New York.

Turner, 1996. *Fundamentals of Hydraulic Dredging*. New York: American Society of Civil Engineers.

USEPA, 2000. *Meteorological Monitoring Program Guidance for Regulatory Modeling Application*.

TABLES

TABLES

TABLE 1
TASK SUMMARY

Task	Objective	Location	Primary Activity
Sediment Investigation	Supplement sediment data to further define the extent of capping and dredging in SMUs using a two phase approach.	Remediation Areas A-C , E	Collect sediment cores up to 15 feet using vibracore methods for chemical and geotechnical analyses.
Groundwater Investigation	Collect shallow vibracores to generate sediment porewater to estimate groundwater upwelling velocities through the shallow sediments. The rate of groundwater discharge into the lake is a critical design parameter of the sediment isolation cap.	Remediation Areas A, C, and E	Collect shallow (up to 12 feet) vibracores for centrifuge for chemical analyses on porewater and raw sediment.
Porewater Investigation	Characterize porewater concentrations in areas where capping is part of lake remedy.	Remediation Areas A-E	Collect shallow (up to 12 feet) vibracore samples to analyze for chemical and geotechnical properties and porewater concentrations.
Lake Meteorological Station	Develop most realistic predictions of remediation related emissions by collecting site specific meteorological data, collect data to support dispersion modeling.	Lakeshore near SMU 1, Wastebed 13	Collect continuous weather data at each location.
Carbon Isotherm Studies (Addendum 1)[1]	Determine in situ Freunlich carbon adsorption isotherm parameters for the target constituents expected to impact the design life of the cap.	Remediation Area D	Collect up to 55-gallons of porewater from existing upwelling pump
pH Column Studies (Addendum 2)[1]	Simulate porewater pH neutralization within the amended cap under conditions more representative of the field.	Remediation Area D	Collect up to 30-gallons of porewater from existing upwelling pump
2010 Baseline Water Quality Monitoring for Construction (Addendum 3)[1]	Obtain an understanding of baseline chemical and optical water quality levels near proposed dredging and capping remediation areas where water quality monitoring during construction activities may occur.	Lakewide	Collect water samples during three discrete sampling events with a focus on water quality conditions near the primary sediment remediation areas; weekly lake-wide monitoring with rapid profiling instrumentation; and continuous measurement of turbidity at multiple locations within the Lake.
Dredge Stability and Upwelling Geotechnical Borings (Addendum 4)	Obtain data that will be used to support the dredge and isolation cap design efforts.	Remediation Areas A, B, C, D, and E	Advance 7 borings for Dredge Stability evaluations and six borings for hydraulic conductivity testing for groundwater upwelling.
SMU 8 PECQ Sampling (Addendum 5)	Fill data gaps and further delineate areas of SMU 8 where the mean PECQ sediment concentration exceeds 1.	SMU 8	Collect 41 sediment cores from SMU 8 for chemical analyses.

Notes:
1. Data summary reporting for this activity will be issued under separate cover at a later date.

Table 2A
Vibracore Sediment Locations and Analyses

Description			Map Symbol	Number of Locations	Number of Intervals	Sampling Intervals (ft)	Location	Target Depth (ft)	Actual Recovery (ft)[3]	Chemical Analysis: Mercury	VOCs (CPOIs) + Benzene & Toluene[1]	SVOCs (CPOIs)	Total PCBs	pH	TOC (Loyd Kahn)	Phenol	Percent Solids	Lithology
										Number of Samples								
Remedition Area A	SMU 3	Vibracore		1	3	1-ft intervals from top of core	OL-VC-30173	3	6.7	3	3	3	3	3	3	3	3	1
Remedition Area A	SMU 4	Vibracore		1	3	1-ft intervals from top of core	OL-VC-40304	3	4.75	3	3	3	3	3	3	3	3	1
Remedition Area A	SMU 4	Near-shore[2] Vibracore		3	8, 9, or 10	1-ft intervals from top of core	OL-VC-40269, 40270, 40271	10	8.3-14.3	28	28	28	28	28	28	28	28	3
Remedition Area A	SMU 5	Vibracore		3	3	1-ft intervals from top of core	OL-VC-50080, 50081, 50082	3	5-6	9	9	9	9	9	9	9	9	3
Remediation Area B	SMU 3	Vibracore		10	3	1-ft intervals from top of core	OL-VC-30157, 30158, 30174, 30175, 30181, 30182, 30183, 30184, 30185, 30186	3	3.1-7.0	32	32	32	32	32	32	32	32	10
Remediation Area C	SMU 2	Vibracore		4	8 or 10	1-ft intervals from top of core	OL-VC-20206, 20207, 20208, 20209	10	8.25-10	39	39	39	39	39	39		39	4
	SMU 5	Vibracore		5	3	1-ft intervals from top of core	OL-VC-50083, 50084, 50085, 50086, 50091	3	4.4-6.9	17	17	17	17	17	17		17	5

Table 2A
Vibracore Sediment Locations and Analyses

Description			Map Symbol	Number of Locations	Number of Intervals	Sampling Intervals (ft)	Location	Target Depth (ft)	Actual Recovery (ft)[3]	Chemical Analysis: Mercury	VOCs (CPOIs) + Benzene & Toluene[1]	SVOCs (CPOIs)	Total PCBs	pH	TOC (Loyd Kahn)	Phenol	Percent Solids	Lithology
										Number of Samples								
Remediation Area E	SMU 6	Near-shore[2] Vibracore		4	8 or 10	1-ft intervals from top of core	OL-VC-60264, 60265, 60266, 60271	10	7.8-14	41	41	41	41	41	41		41	4
		Vibracore		2	12	1-ft intervals from top of core	OL-VC-60272, 60273	12	11.5	24	24	24	24	24	24		24	2
		Near-shore[2] Vibracore		4	6 or12	1-ft intervals from top of core	OL-VC-60267, 60268, 60269, 60270	12	6.4-13	43	43	43	43	43	43		43	4

Note:
Null fields indicate that parameter was not sampled for.
1. CPOI list for VOCs and SVOCs are the same compounds as the Phase I PDI (Parsons, 2005)
2. Near-shore samples are defined as within 10 ft. of the shoreline
3. Sample recovery depths varied so Actual Depth is presented as a range from shallowest recovery to deepest recovery.

Table 2B
SMU 5 Sediment Locations and Analysis

Description		Sample Cluster	Map Symbol	Number of Intervals	Sampling Intervals (ft)	Location [1]	Total Depth (ft)	Chemical Analysis		Lithology
								Mercury	Percent Solids	
								Number of Samples		
SMU 5	Shallow Vibracore	S-111		2	0.5-ft intervals from top of core	OL-VC-50004-2	1	2	2	1
				2		OL-VC-50009-2	1	2	2	1
				2		OL-VC-50076-2	1	2	2	1
				2		OL-VC--50077-2	1	3	3	1
				2		OL-VC-50078-2	1	2	2	1
				2		OL-VC-50079-2	1	2	2	1

Note:
Parameter counts include field duplicates

Table 2C
Bulk Sediment and Molybdenum Sediment Sample Locations

Description	Map Symbol		Number of Intervals	Sampling Intervals (ft)	Location	Associated Report Figure	Target Depth (ft)	Bulk Sediment (10 gallons)	Molybdenum SW6010B
Remediation Area A (SMU 4)		Sediment Vibracore	1	Composite of 0-6 ft	OL-VC-40269	Figure 2	6		✓
			1	Composite of 0-6 ft	OL-VC-40270	Figure 2	6	✓	
			1	Composite of 0-6 ft	OL-VC-40271	Figure 2	6		✓
		Porewater Vibracore	1	Composite of 0-6 ft	OL-VC-40277	Figure 10	6		✓
Remediation Area B (SMU 3)		Porewater Vibracore	1	Composite of 0-6 ft	OL-VC-30159	Figure 11	6	✓	
		Nearshore Porewater Vibracore	1	Composite of 0-6 ft	OL-VC-30160	Figure 11	6		✓
			1	Composite of 0-6 ft	OL-VC-30163	Figure 11	6		✓
Remediation Area C (SMUs 2 & 3)		Nearshore Groundwater Vibracore	1	Composite of 0-6 ft	OL-VC-20198	Figure 8	6	✓	
			1	Composite of 0-6 ft	OL-VC-20203	Figure 8	6		✓
		Porewater Vibracore	1	Composite of 0-6 ft	OL-VC-30166	Figure 12	6		✓
Remediation Area D (SMU 1)		Bulk Sediment	1	Composite of 0-6 ft	OL-STA-10115	Figure 6	6	✓	✓
			1	Composite of 0-6 ft	OL-STA-10117	Figure 6	6	✓	✓

Table 2C
Bulk Sediment and Molybdenum Sediment Sample Locations

Description	Map Symbol		Number of Intervals	Sampling Intervals (ft)	Location	Associated Report Figure	Target Depth (ft)	Bulk Sediment (10 gallons)	Molybdenum SW6010B
Remediation Area E (SMUs 6 & 7)		Nearshore Sediment Vibracore	1	Composite of 0-6 ft	OL-VC-60266	Figure 5	6	✓	
			1	Composite of 0-6 ft	OL-VC-60270	Figure 5	6		✓
			1	Composite of 0-6 ft	OL-VC-60273	Figure 5	6		✓
		Nearshore Groundwater Vibracore	1	Composite of 0-6 ft	OL-VC-60276	Figure 9	6		✓
			1	Composite of 0-6 ft	OL-VC-60279	Figure 9	6		✓
		Groundwater Vibracore	1	Composite of 0-6 ft	OL-VC-70154	Figure 9	6		✓

Note:
Null fields indicate that parameter was not sampled for.

Description	Map Symbol	Number of Intervals	Sampling Intervals (ft)	Location	Target Depth (ft)	Chemical Analysis: Mercury	VOCs (CPOIs) + Benzene & Toluene[1]	SVOCs (CPOIs)	Total PCBs	TOC (Loyd Kahn)	Percent Solids	Lithology
						Number of Samples						
Gravity Core		2	0-0.13 ft and 0.13-0.5 ft	OL-VC-80157	0.5	2	2	2	2	2	2	1
		2	0-0.13 ft and 0.13-0.5 ft	OL-VC-80158	0.5	2	2	2	2	2	2	1
		2	0-0.13 ft and 0.13-0.5 ft	OL-VC-80159	0.5	2	2	2	2	2	2	1
		2	0-0.13 ft and 0.13-0.5 ft	OL-VC-80160	0.5	2	2	2	2	2	2	1
		2	0-0.13 ft and 0.13-0.5 ft	OL-VC-80161	0.5	2	2	2	2	2	2	1
		2	0-0.13 ft and 0.13-0.5 ft	OL-VC-80162	0.5	2	2	2	2	2	2	1
		2	0-0.13 ft and 0.13-0.5 ft	OL-VC-80163	0.5	2	2	2	2	2	2	1
		2	0-0.13 ft and 0.13-0.5 ft	OL-VC-80164	0.5	4	4	4	4	4	4	1
		2	0-0.13 ft and 0.13-0.5 ft	OL-VC-80165	0.5	2	2	2	2	2	2	1
		2	0-0.13 ft and 0.13-0.5 ft	OL-VC-80166	0.5	2	2	2	2	2	2	1
		2	0-0.13 ft and 0.13-0.5 ft	OL-VC-80167	0.5	2	2	2	2	2	2	1
		2	0-0.13 ft and 0.13-0.5 ft	OL-VC-80168	0.5	2	2	2	2	2	2	1
		2	0-0.13 ft and 0.13-0.5 ft	OL-VC-80169	0.5	2	2	2	2	2	2	1
		2	0-0.13 ft and 0.13-0.5 ft	OL-VC-80170	0.5	2	2	2	2	2	2	1
		2	0-0.13 ft and 0.13-0.5 ft	OL-VC-80171	0.5	2	2	2	2	2	2	1
		2	0-0.13 ft and 0.13-0.5 ft	OL-VC-80172	0.5	2	2	2	2	2	2	1
		2	0-0.13 ft and 0.13-0.5 ft	OL-VC-80173	0.5	2	2	2	2	2	2	1
		2	0-0.13 ft and 0.13-0.5 ft	OL-VC-80174	0.5	2	2	2	2	2	2	1
		2	0-0.13 ft and 0.13-0.5 ft	OL-VC-80175	0.5	2	2	2	2	2	2	1
		2	0-0.13 ft and 0.13-0.5 ft	OL-VC-80176	0.5	2	2	2	2	2	2	1
		2	0-0.13 ft and 0.13-0.5 ft	OL-VC-80177	0.5	2	2	2	2	2	2	1
		2	0-0.13 ft and 0.13-0.5 ft	OL-VC-80178	0.5	2	2	2	2	2	2	1
		2	0-0.13 ft and 0.13-0.5 ft	OL-VC-80179	0.5	2	2	2	2	2	2	1
		2	0-0.13 ft and 0.13-0.5 ft	OL-VC-80180	0.5	2	2	2	2	2	2	1
		2	0-0.13 ft and 0.13-0.5 ft	OL-VC-80181	0.5	2	2	2	2	2	2	1
		2	0-0.13 ft and 0.13-0.5 ft	OL-VC-80182	0.5	2	2	2	2	2	2	1
		2	0-0.13 ft and 0.13-0.5 ft	OL-VC-80183	0.5	2	2	2	2	2	2	1
		2	0-0.13 ft and 0.13-0.5 ft	OL-VC-80184	0.5	2	2	2	2	2	2	1
		2	0-0.13 ft and 0.13-0.5 ft	OL-VC-80185	0.5	2	2	2	2	2	2	1
		2	0-0.13 ft and 0.13-0.5 ft	OL-VC-80186	0.5	4	4	4	4	4	4	1
		2	0-0.13 ft and 0.13-0.5 ft	OL-VC-80187	0.5	2	2	2	2	2	2	1
		2	0-0.13 ft and 0.13-0.5 ft	OL-VC-80188	0.5	2	2	2	2	2	2	1
		2	0-0.13 ft and 0.13-0.5 ft	OL-VC-80189	0.5	2	2	2	2	2	2	1
		2	0-0.13 ft and 0.13-0.5 ft	OL-VC-80190	0.5	2	2	2	2	2	2	1
		2	0-0.13 ft and 0.13-0.5 ft	OL-VC-80191	0.5	4	4	4	4	4	4	1
		2	0-0.13 ft and 0.13-0.5 ft	OL-VC-80192	0.5	2	2	2	2	2	2	1
		2	0-0.13 ft and 0.13-0.5 ft	OL-VC-80193	0.5	2	2	2	2	2	2	1

Description	Map Symbol	Number of Intervals	Sampling Intervals (ft)	Location	Target Depth (ft)	Chemical Analysis: Mercury	VOCs (CPOIs) + Benzene & Toluene[1]	SVOCs (CPOIs)	Total PCBs	TOC (Loyd Kahn)	Percent Solids	Lithology
						Number of Samples						
Gravity Core		2	0-0.13 ft and 0.13-0.5 ft	OL-VC-80194	0.5	2	2	2	2	2	2	1
		2	0-0.13 ft and 0.13-0.5 ft	OL-VC-80195	0.5	4	4	4	4	4	4	1
		2	0-0.13 ft and 0.13-0.5 ft	OL-VC-80196	0.5	2	2	2	2	2	2	1
		2	0-0.13 ft and 0.13-0.5 ft	OL-VC-80197	0.5	2	2	2	2	2	2	1
		2	0-0.13 ft and 0.13-0.5 ft	OL-VC-80198	0.5	2	2	2	2	2	2	1
		2	0-0.13 ft and 0.13-0.5 ft	OL-VC-80199	0.5	2	2	2	2	2	2	1
		2	0-0.13 ft and 0.13-0.5 ft	OL-VC-80200	0.5	2	2	2	2	2	2	1
		2	0-0.13 ft and 0.13-0.5 ft	OL-VC-80201	0.5	2	2	2	2	2	2	1
		2	0-0.13 ft and 0.13-0.5 ft	OL-VC-80201	0.5	2	2	2	2	2	2	1
		2	0-0.13 ft and 0.13-0.5 ft	OL-VC-80202	0.5	2	2	2	2	2	2	1
		2	0-0.13 ft and 0.13-0.5 ft	OL-VC-80203	0.5	2	2	2	2	2	2	1
		2	0-0.13 ft and 0.13-0.5 ft	OL-VC-80204	0.5	2	2	2	2	2	2	1
		2	0-0.13 ft and 0.13-0.5 ft	OL-VC-80205	0.5	2	2	2	2	2	2	1
		2	0-0.13 ft and 0.13-0.5 ft	OL-VC-80206	0.5	2	2	2	2	2	2	1
		2	0-0.13 ft and 0.13-0.5 ft	OL-VC-80207	0.5	2	2	2	2	2	2	1
		2	0-0.13 ft and 0.13-0.5 ft	OL-VC-80208	0.5	2	2	2	2	2	2	1
		2	0-0.13 ft and 0.13-0.5 ft	OL-VC-80209	0.5	2	2	2	2	2	2	1
		2	0-0.13 ft and 0.13-0.5 ft	OL-VC-80210	0.5	2	2	2	2	2	2	1
		2	0-0.13 ft and 0.13-0.5 ft	OL-VC-80211	0.5	3	3	3	3	3	3	1
		2	0-0.13 ft and 0.13-0.5 ft	OL-VC-80212	0.5	2	2	2	2	2	2	1
		2	0-0.13 ft and 0.13-0.5 ft	OL-VC-80213	0.5	2	2	2	2	2	2	1
		2	0-0.13 ft and 0.13-0.5 ft	OL-VC-80214	0.5	2	2	2	2	2	2	1
		2	0-0.13 ft and 0.13-0.5 ft	OL-VC-80215	0.5	2	2	2	2	2	2	1
		2	0-0.13 ft and 0.13-0.5 ft	OL-VC-80216	0.5	2	2	2	2	2	2	1
		2	0-0.13 ft and 0.13-0.5 ft	OL-VC-80217	0.5	2	2	2	2	2	2	1
		2	0-0.13 ft and 0.13-0.5 ft	OL-VC-80218	0.5	2	2	2	2	2	2	1
		2	0-0.13 ft and 0.13-0.5 ft	OL-VC-80219	0.5	2	2	2	2	2	2	1
		2	0-0.13 ft and 0.13-0.5 ft	OL-VC-80220	0.5	2	2	2	2	2	2	1
		2	0-0.13 ft and 0.13-0.5 ft	OL-VC-80221	0.5	2	2	2	2	2	2	1
		2	0-0.13 ft and 0.13-0.5 ft	OL-VC-80222	0.5	2	2	2	2	2	2	1
		2	0-0.13 ft and 0.13-0.5 ft	OL-VC-80223	0.5	4	4	4	4	4	4	1

Note:
Null fields indicate that parameter was not sampled for.
1. CPOI list for VOCs and SVOCs are the same compounds as the Phase I PDI (Parsons, 2005)

Table 2E
Borehole Locations and Analyses

Description		Map Symbol	Sampling Intervals (ft)	Location	Total Depth or Interval (Actual) (ft)	Undisturbed Testing: CU Tests	Undisturbed Testing: UU Tests	Undisturbed Testing: Consolidation	Index Testing: Hydraulic Conductivity	Index Testing: Water Content	Index Testing: Atterberg Limits	Index Testing: Grain Size with Hydrometer	Index Testing: Bulk Density	Lithology[1]
						Numbers of Samples								
Dredge Stability and Hydraulic Conductivity	Remediation Area A		2 inch diameter split spoons	OL-SB-40300	96	3	1		4	7	7	7	7	X
Dredge Stability and Hydraulic Conductivity	Remediation Area C		2 inch diameter split spoons	OL-SB-20210	78	1	2		5	7	7	7	6	X
Dredge Stability and Hydraulic Conductivity	Remediation Area C		2 inch diameter split spoons	OL-SB-20218	57		1		3	7	7	7	4	X
Dredge Stability	Remediation Area E		2 inch diameter split spoons	OL-SB-60298	61		1	1		4	4	4	1	X
Dredge Stability	Remediation Area E		2 inch diameter split spoons	OL-SB-60299	63	2		1		3	3	3	2	X
Dredge Stability	Remediation Area E		2 inch diameter split spoons	OL-SB-60300	60	2	1	2		4	4	4	3	X
Dredge Stability	Remediation Area E		2 inch diameter split spoons	OL-SB-60301	60		1			4	4	4	2	X

Table 2E
Borehole Locations and Analyses

Description		Map Symbol	Sampling Intervals (ft)	Location	Total Depth or Interval (Actual) (ft)	CU Tests	UU Tests	Consolidation	Hydraulic Conductivity	Water Content	Atterberg Limits	Grain Size with Hydrometer	Bulk Density	Lithology[1]
Hydraulic Conductivity	Remediation Area B		2 inch diameter split spoons	OL-SB-30171	99				5	5	5	5	5	X
				OL-SB-30172	67				4	4	4	4	4	X
	Remediation Area C		2 inch diameter split spoons	OL-SB-20211	77				3	3	3	3	3	X
	Remediation Area D		2 inch diameter split spoons	OL-SB-10190	92				4	4	4	4		X
				OL-SB-10191	110				4	4	4	4		X

Note:
Borings were sampled continuous using a 2-inch diameter split spoon. Not all intervals were sent to the lab for Geotechnical samples to the lab.
1. Boring Logs are provided in Appendix B.

Table 2F
Porewater Locations and Analyses

Description			Map Symbol	Number of Locations	Number of Intervals	Sampling Intervals (ft)	Location	Target Depth (ft)	Actual Recovery (ft)[3]	Water Chemical Analyses					Raw Sediment Chemical Analyses					
										Mercury	VOCs (CPOIs)[1]	pH	Sulfide	DOC	Mercury	VOCs (CPOIs)[1]	pH	TOC	Percent Moisture	Specific Gravity
										Number of Samples										
Remediation Area A	SMU 4	Vibracore	▲	12	4 or 5	2 ft intervals from top of core	OL-VC-40272, 40273, 40274, 40275, 40276, 40277, 40278, 40308, 40309, 40310, 40311, 40312	10	8-11	59	59	59	59	59	59	59	59	59	59	59
			▲	8	6	2 ft intervals from top of core	OL-VC-40279, 40280, 40281, 40282, 40283, 40284, 40285, 40286	12	13-14.7	48	48	48	48	48	48	48	48	48	48	48
Remediation Area B	SMU 3	Vibracore	▲	3	5	2 ft intervals from top of core	OL-VC-30159, 30162, 30164	10	10.7-11.5	15	15	15	15	15	15	15	15	15	15	15
		Near-shore[2] Vibracore	△	3	5	2 ft intervals from top of core	OL-VC-30160, 30161, 30163	10	9.5-9.6	15	15	15	15	15	15	15	15	15	15	15
Remediation Area C	SMU 2	Near-shore[2] Vibracore	△	4	2, 4, or 5	2 ft intervals from top of core	OL-VC-20212, 20213, 20214, 20215	10	2.7-9.8	11	11	11	11	11	13	13	13	13	13	13
	SMU 3	Vibracore	▲	5	5	2 ft intervals from top of core	OL-VC-30165, 30166, 30167, 30168, 30169	10	9.3-12	25	25	25	20	25	25	25	25	25	25	25
Remediation Area D	SMU 1	Vibracore	▲	2	6	2 ft intervals from top of core	OL-VC-10192, 10193	12	14-15	12	12	12	12	12	12	12	12	12	12	12
	SMU 2		▲	2	6	2 ft intervals from top of core	OL-VC-20216, 20217	12	13.7-13.8	12	12	12	12	12	12	12	12	12	12	12
Remediation Area E	SMU 6	Vibracore	▲	14	4 or 5	2 ft intervals from top of core	OL-VC-60314, 60315, 60316, 60317, 60318, 60319, 60320, 60321, 60322, 60323, 60324, 60325, 60326, 60327	10	9.4-11.4	71	70	71	36	70	72	72	72	72	72	72
		Near-shore[2] Vibracore	△	2	5	2 ft intervals from top of core	OL-VC-60312, 60313	10	10.3	8	6	8	7	8	10	10	10	10	10	10

Note:

1. CPOI list for VOCs are the same compounds as the Phase I PDI (Parsons, 2005)
2. Near-shore samples are defined as within 10 ft. of the shoreline
3. Sample recovery depths varied so Actual Depth is presented as a range from shallowest recovery to deepest recovery. Sample analysis by the laboratory varied due to insufficient porewater generation. Due to limited sample volume, not all recovered intervals were analyzed.

Table 2G
Groundwater Vibracore Locations and Analyses

Description			Map Symbol	Number of Locations	Number of Intervals	Sampling Intervals (ft)	Location [1]	Target Depth (ft)	Actual Depth (ft) [3]	Groundwater Analyses[4]: Specific Conductance (Salinity Calculated)	pH	Chloride	Cations/Anions	Lithology
										Number of Samples				
Remediation Area A	SMU 4	Near-shore[2] Vibracore		8	7	0-0.25, 0.25-0.5, 0.5-0.75, 0.75-1.0, 1.0-1.25, 1.25-1.5, 1.5-1.75	OL-VC-40287, 40288, 40289, 40289A, 40290, 40291, 40292, 40293	10	6.6-10	56	56	56		8
					5, 6, or 7	2.0-2.5, 3.0-3.5, 4.0-4.5, 5.0-5.5, 6.0-6.5, 7.5-8.0, 9.0-9.5				55	55	54	55	
		Vibracore		13	7	0-0.25, 0.25-0.5, 0.5-0.75, 0.75-1.0, 1.0-1.25, 1.25-1.5, 1.5-1.75	OL-VC-40294, 40295, 40296, 40296A, 40297, 40297A, 40298, 40299, 40301, 40302, 40305, 40306, 40307	10	7.6-10	91	91	91		13
					5, 6, 7	2.0-2.5, 3.0-3.5, 4.0-4.5, 5.0-5.5, 6.0-6.5, 7.5-8.0, 9.0-9.5				92	95	92	92	
	SMU 5	Vibracore		1	7	0-0.25, 0.25-0.5, 0.5-0.75, 0.75-1.0, 1.0-1.25, 1.25-1.5, 1.5-1.75	OL-VC-50087	10	10	7	7	7		1
					7	2.0-2.5, 3.0-3.5, 4.0-4.5, 5.0-5.5, 6.0-6.5, 7.5-8.0, 9.0-9.5				8	8	8	8	
Remediation Area C	SMU 2[5]	Near-shore[2] Vibracore		3	7	0-0.25, 0.25-0.5, 0.5-0.75, 0.75-1.0, 1.0-1.25, 1.25-1.5, 1.5-1.75	OL-VC-20201, 20202, 20203	10	2.5-8.5	11	11	11		3
					1, 3, or 6	2.0-2.5, 3.0-3.5, 4.0-4.5, 5.0-5.5, 6.0-6.5, 7.5-8.0, 9.0-9.5				10	10	10	10	
		Vibracore		3	7	0-0.25, 0.25-0.5, 0.5-0.75, 0.75-1.0, 1.0-1.25, 1.25-1.5, 1.5-1.75	OL-VC-20204, 20204A, 20205	10	10	21	21	21		3
					7	2.0-2.5, 3.0-3.5, 4.0-4.5, 5.0-5.5, 6.0-6.5, 7.5-8.0, 9.0-9.5				23	23	23	23	
	SMU 3	Vibracore		5	7	0-0.25, 0.25-0.5, 0.5-0.75, 0.75-1.0, 1.0-1.25, 1.25-1.5, 1.5-1.75	OL-VC-30176, 30177, 30178, 30179, 30180	10	10	35	35	35		5
					7	2.0-2.5, 3.0-3.5, 4.0-4.5, 5.0-5.5, 6.0-6.5, 7.5-8.0, 9.0-9.5				38	38	38	38	
	SMU 5	Vibracore		3	7	0-0.25, 0.25-0.5, 0.5-0.75, 0.75-1.0, 1.0-1.25, 1.25-1.5, 1.5-1.75	OL-VC-50088, 50088A, 50089	10	10	21	21	21		3
					7	2.0-2.5, 3.0-3.5, 4.0-4.5, 5.0-5.5, 6.0-6.5, 7.5-8.0, 9.0-9.5				23	23	23	23	

Table 2G
Groundwater Vibracore Locations and Analyses

Description			Map Symbol	Number of Locations	Number of Intervals	Sampling Intervals (ft)	Location [1]	Target Depth (ft)	Actual Depth (ft) [3]	Groundwater Analyses[4]: Specific Conductance (Salinity Calculated)	pH	Chloride	Cations/Anions	Lithology
										Number of Samples				
Remediation Area E	SMU 6	Near-shore[2] Vibracore		15	7	0-0.25, 0.25-0.5, 0.5-0.75, 0.75-1.0, 1.0-1.25, 1.25-1.5, 1.5-1.75	OL-VC-60274, 60275, 60276, 60277, 60278, 60278A, 60279,60281, 60281A, 60282, 60283, 60284, 60285, 60286, 60287	10	5 - 10	47	47	45		15
					3, 4, 5, 6, or 7	2.0-2.5, 3.0-3.5, 4.0-4.5, 5.0-5.5, 6.0-6.5, 7.5-8.0, 9.0-9.5				90	90	92	90	
		Vibracore		15	7	0-0.25, 0.25-0.5, 0.5-0.75, 0.75-1.0, 1.0-1.25, 1.25-1.5, 1.5-1.75	OL-VC-60288, 60289, 60290, 60290A, 60291, 60292, 60293, 60294, 60294A, 60295, 60296, 60297, 60302, 60303, 60304	10	6.5-10	47	48	47		15
					5 or 7	2.0-2.5, 3.0-3.5, 4.0-4.5, 5.0-5.5, 6.0-6.5, 7.5-8.0, 9.0-9.5				101	103	98	102	
	SMU 7	Vibracore		9	7	0-0.25, 0.25-0.5, 0.5-0.75, 0.75-1.0, 1.0-1.25, 1.25-1.5, 1.5-1.75	OL-VC-70144, 70145, 70146, 70147, 70148, 70148A, 70149, 70150,70155	10	8 - 10	41	42	42		9
					6 or 7	2.0-2.5, 3.0-3.5, 4.0-4.5, 5.0-5.5, 6.0-6.5, 7.5-8.0, 9.0-9.5				67	67	67	67	
		Near-shore[2] Vibracore		4	7	0-0.25, 0.25-0.5, 0.5-0.75, 0.75-1.0, 1.0-1.25, 1.25-1.5, 1.5-1.75	OL-VC-70151, 70152, 70153, 70154	10	7.3-9.5	9	10	11		4
					6 or 7	2.0-2.5, 3.0-3.5, 4.0-4.5, 5.0-5.5, 6.0-6.5, 7.5-8.0, 9.0-9.5				27	27	26	18	

Note:
Null fields indicate that parameter was not sampled for.
1. Co-located vibracores for field duplicate indicated with an "A".
2. Near-shore samples are defined as within 10 ft. of the shoreline
3. Sample recovery depths varied so Actual Depth is presented as a range from shallowest recovery to deepest recovery. Sample analysis by the laboratory varied due to insufficient groundwater generation.
4. Due to insufficient groundwater centrifuge generation not all parameters were able to be analyzed for.
5. Due to the nature of the sediment (i.e. gravel fill/slag) no groundwater was generated from samples submitted for OL-VC-20198, 20199, and 20200. These locations have been removed from this table.

		Location	OL-VC-20206		OL-VC-20206		OL-VC-20206		OL-VC-20206		OL-VC-20206		OL-VC-20206		OL-VC-20206		OL-VC-20206		OL-VC-20206	
		Sample Depth	0-1 Ft		1-2 Ft		2-3 Ft		3-4 Ft		4-5 Ft		5-6 Ft		6-7 Ft		7-8 Ft		8-9 Ft	
		Field Sample ID	OL-1297-01		OL-1297-02		OL-1297-03		OL-1297-04		OL-1297-05		OL-1297-06		OL-1297-07		OL-1297-08		OL-1297-09	
		Sample Date	6/14/2010		6/14/2010		6/14/2010		6/14/2010		6/14/2010		6/14/2010		6/14/2010		6/14/2010		6/14/2010	
		SDG	JA49064		JA49064		JA49064		JA49064		JA49064		JA49064		JA49064		JA49064		JA49064	
		Matrix	SOIL		SOIL		SOIL		SOIL		SOIL		SOIL		SOIL		SOIL		SOIL	
		Sample Purpose	Regular sample		Regular sample		Regular sample		Regular sample		Regular sample		Regular sample		Regular sample		Regular sample		Regular sample	
		Sample Type	Sediment		Sediment		Sediment		Sediment		Sediment		Sediment		Sediment		Sediment		Sediment	
Method	Parameter Name	Units																		
Lloyd Kahn	TOTAL ORGANIC CARBON	mg/kg	9710		7670		7400		7120		8350		6330		7730		7090		8610	
SM2540G	SOLIDS, PERCENT	%	59.6		57.1		60.5		60.6		64.8		61.1		60.8		60.2		61	
SW7471	MERCURY	mg/kg	0.019	U	0.02	U	0.019	U	0.019	U	0.017	U	0.019	U	0.019	U	0.019	U	0.019	U
SW8082	AROCLOR-1016	ug/kg	5.6	U	5.8	U	5.4	U	5.5	U	5.1	U	5.4	U	5.4	U	5.5	U	5.4	U
SW8082	AROCLOR-1221	ug/kg	5.6	U	5.8	U	5.4	U	5.5	U	5.1	U	5.4	U	5.4	U	5.5	U	5.4	U
SW8082	AROCLOR-1232	ug/kg	5.6	U	5.8	U	5.4	U	5.5	U	5.1	U	5.4	U	5.4	U	5.5	U	5.4	U
SW8082	AROCLOR-1242	ug/kg	5.6	U	5.8	U	5.4	U	5.5	U	5.1	U	5.4	U	5.4	U	5.5	U	5.4	U
SW8082	AROCLOR-1248	ug/kg	5.6	U	5.8	U	5.4	U	5.5	U	5.1	U	5.4	U	5.4	U	5.5	U	5.4	U
SW8082	AROCLOR-1254	ug/kg	5.6	U	5.8	U	5.4	U	5.5	U	5.1	U	5.4	U	5.4	U	5.5	U	5.4	U
SW8082	AROCLOR-1260	ug/kg	5.6	U	5.8	U	5.4	U	5.5	U	5.1	U	5.4	U	5.4	U	5.5	U	5.4	U
SW8082	AROCLOR-1268	ug/kg	5.6	U	5.8	U	5.4	U	5.5	U	5.1	U	5.4	U	5.4	U	5.5	U	5.4	U
SW8082	PCBS, N.O.S.	ug/kg	5.6	U	5.8	U	5.4	U	5.5	U	5.1	U	5.4	U	5.4	U	5.5	U	5.4	U
SW8260	1,2,3-TRICHLOROBENZENE	ug/kg	8.9	U	8.8	U	8.8	U	8.4	U	8.4	U	8.5	U	9.1	U	8.5	U	8.9	U
SW8260	1,2,4-TRICHLOROBENZENE	ug/kg	8.9	U	8.8	U	8.8	U	8.4	U	8.4	U	8.5	U	9.1	U	8.5	U	8.9	U
SW8260	1,2-DICHLOROBENZENE	ug/kg	0.68	J	8.8	U	8.8	U	8.4	U	8.4	U	8.5	U	9.1	U	8.5	U	8.9	U
SW8260	1,3,5-TRICHLOROBENZENE	ug/kg	8.9	U	8.8	U	8.8	U	8.4	U	8.4	UJ	8.5	U	9.1	U	8.5	UJ	8.9	U
SW8260	1,3-DICHLOROBENZENE	ug/kg	8.9	U	8.8	U	8.8	U	8.4	U	8.4	U	8.5	U	9.1	U	8.5	U	8.9	U
SW8260	1,4-DICHLOROBENZENE	ug/kg	8.9	U	8.8	U	8.8	U	8.4	U	8.4	U	8.5	U	9.1	U	8.5	U	8.9	U
SW8260	BENZENE	ug/kg	7		0.7	J	4.5		5.4		21.9		31		24.8		10.3		6.9	
SW8260	CHLOROBENZENE	ug/kg	8.9	U	8.8	U	8.8	U	8.4	U	8.4	U	8.5	U	9.1	U	8.5	U	8.9	U
SW8260	ETHYLBENZENE	ug/kg	10.9		0.82	J	1	J	1.7	U	1.7	U	1.7	U	1.8	U	1.7	U	1.8	U
SW8260	NAPHTHALENE	ug/kg	98.3		22.7		23.5		4.7	J	3	J	8.5	U	9.1	U	8.5	U	8.9	U
SW8260	O-XYLENE	ug/kg	4.7		1.1	J	1.8		1.7	U	1.7	U	1.7	U	1.8	U	1.7	U	1.8	U
SW8260	TOLUENE	ug/kg	0.71	J	1.8	U	1.8		1.7	U	0.61	J	0.62	J	0.79	J	0.5	J	1.8	U
SW8260	XYLENES, M & P	ug/kg	5.9		1.5	J	2.4	J	3.4	U	3.4	U	3.4	U	3.7	U	3.4	U	3.6	U
SW8260	XYLENES, TOTAL	ug/kg	10.6		2.6	J	4.2		3.4	U	3.4	U	3.4	U	3.7	U	3.4	U	3.6	U
SW8270	ACENAPHTHENE	ug/kg	1760		57.5		118		85.2		4.4	U	4.6	U	4.6	U	4.7	U	4.6	U
SW8270	ACENAPHTHYLENE	ug/kg	576		123		84.6		40.6		4.4	U	4.6	U	4.6	U	4.7	U	4.6	U
SW8270	ANTHRACENE	ug/kg	2050		186		329		177		4.4	U	4.6	U	4.6	U	4.7	U	4.6	U
SW8270	BENZO(A)ANTHRACENE	ug/kg	1630		121		236		152		8.87		4.6	U	4.6	U	4.7	U	4.6	U
SW8270	BENZO(A)PYRENE	ug/kg	878		42.2		100		61.3		4.4	U	4.6	U	4.6	U	4.7	U	4.6	U
SW8270	BENZO(B)FLUORANTHENE	ug/kg	876		61.5		148		102		4.4	UJ	4.6	UJ	4.6	UJ	4.7	UJ	4.6	UJ
SW8270	BENZO(G,H,I)PERYLENE	ug/kg	201	J	16.2		35.9		21.8		4.4	U	4.6	U	4.6	U	4.7	U	4.6	U
SW8270	BENZO(K)FLUORANTHENE	ug/kg	918		73.9		154		91.5		4.4	U	4.6	U	4.6	U	4.7	U	4.6	U
SW8270	CHRYSENE	ug/kg	1180		83	J	150		105	J	6	J	4.6	U	4.6	U	4.7	U	4.6	U
SW8270	DIBENZO(A,H)ANTHRACENE	ug/kg	105	J	4.9	U	18.1		12.1		4.4	U	4.6	U	4.6	U	4.7	U	4.6	U
SW8270	FLUORANTHENE	ug/kg	3320		222		715		446		10.4		4.6	U	4.6	U	4.7	U	4.6	U
SW8270	FLUORENE	ug/kg	2070		178		198		117		4.4	U	4.6	U	4.6	U	4.7	U	4.6	U
SW8270	INDENO(1,2,3-CD)PYRENE	ug/kg	257		20.1		44.2		31.6		4.4	U	4.6	U	4.6	U	4.7	U	4.6	U
SW8270	PHENANTHRENE	ug/kg	4420		572		177		129		16.2		4.6	U	4.6	U	4.7	U	4.6	U
SW8270	PHENOL	ug/kg																		
SW8270	PYRENE	ug/kg	1990		162		392		171		8.25		4.6	U	4.6	U	4.7	U	4.6	U
SW9045	pH	S.U.	8		7.62		7.92		7.65		7.5		7.37		7.41		7.37		7.46	

		Location	OL-VC-20206		OL-VC-20207		OL-VC-20207		OL-VC-20207		OL-VC-20207		OL-VC-20207		OL-VC-20207		OL-VC-20207		OL-VC-20207	
		Sample Depth	9-9.6 Ft		0-1 Ft		1-2 Ft		2-3 Ft		3-4 Ft		4-5 Ft		4-5 Ft		5-6 Ft		6-7 Ft	
		Field Sample ID	OL-1297-10		OL-1294-03		OL-1294-04		OL-1294-05		OL-1294-06		OL-1294-07		OL-1294-08		OL-1294-09		OL-1294-10	
		Sample Date	6/14/2010		6/11/2010		6/11/2010		6/11/2010		6/11/2010		6/11/2010		6/11/2010		6/11/2010		6/11/2010	
		SDG	JA49064		JA48910		JA48910		JA48910		JA48910		JA48910		JA48910		JA48910		JA48910	
		Matrix	SOIL		SOIL		SOIL		SOIL		SOIL		SOIL		SOIL		SOIL		SOIL	
		Sample Purpose	Regular sample		Regular sample		Regular sample		Regular sample		Regular sample		Regular sample		Field duplicate		Regular sample		Regular sample	
		Sample Type	Sediment		Sediment		Sediment		Sediment		Sediment		Sediment		Sediment		Sediment		Sediment	
Method	Parameter Name	Units																		
Lloyd Kahn	TOTAL ORGANIC CARBON	mg/kg	7640		6660		5500		5650		6450		5630		6210		6900		6500	
SM2540G	SOLIDS, PERCENT	%	63.5		60.9		58.7		57.7		57.8		61.6		60.1		58.9		57.7	
SW7471	MERCURY	mg/kg	0.018	U	0.019	U	0.019	U	0.019	U	0.019	U	0.018	U	0.02	U	0.019	U	0.02	U
SW8082	AROCLOR-1016	ug/kg	5.2	U	5.4	U	5.5	U	5.7	U	5.7	U	5.3	U	5.4	U	5.6	U	5.7	U
SW8082	AROCLOR-1221	ug/kg	5.2	U	5.4	U	5.5	U	5.7	U	5.7	U	5.3	U	5.4	U	5.6	U	5.7	U
SW8082	AROCLOR-1232	ug/kg	5.2	U	5.4	U	5.5	U	5.7	U	5.7	U	5.3	U	5.4	U	5.6	U	5.7	U
SW8082	AROCLOR-1242	ug/kg	5.2	U	5.4	U	5.5	U	5.7	U	5.7	U	5.3	U	5.4	U	5.6	U	5.7	U
SW8082	AROCLOR-1248	ug/kg	5.2	U	5.4	U	5.5	U	5.7	U	5.7	U	5.3	U	5.4	U	5.6	U	5.7	U
SW8082	AROCLOR-1254	ug/kg	5.2	U	5.4	U	5.5	U	5.7	U	5.7	U	5.3	U	5.4	U	5.6	U	5.7	U
SW8082	AROCLOR-1260	ug/kg	5.2	U	5.4	U	5.5	U	5.7	U	5.7	U	5.3	U	5.4	U	5.6	U	5.7	U
SW8082	AROCLOR-1268	ug/kg	5.2	U	5.4	U	5.5	U	5.7	U	5.7	U	5.3	U	5.4	U	5.6	U	5.7	U
SW8082	PCBS, N.O.S.	ug/kg	5.2	U	5.4	U	5.5	U	5.7	U	5.7	U	5.3	U	5.4	U	5.6	U	5.7	U
SW8260	1,2,3-TRICHLOROBENZENE	ug/kg	7.9	U	8.9	U	8.7	U	9.3	U	9.5	U	36	U	8.9	U	8.9	U	9	U
SW8260	1,2,4-TRICHLOROBENZENE	ug/kg	7.9	U	8.9	U	8.7	U	9.3	U	9.5	U	36	U	8.9	U	8.9	U	9	U
SW8260	1,2-DICHLOROBENZENE	ug/kg	7.9	U	8.9	U	8.7	U	9.3	U	9.5	U	36	U	8.9	U	8.9	U	9	U
SW8260	1,3,5-TRICHLOROBENZENE	ug/kg	7.9	U	8.9	U	8.7	U	9.3	U	9.5	U	36	U	8.9	U	8.9	UJ	9	U
SW8260	1,3-DICHLOROBENZENE	ug/kg	7.9	U	8.9	U	8.7	U	9.3	U	9.5	U	36	U	8.9	U	8.9	U	9	U
SW8260	1,4-DICHLOROBENZENE	ug/kg	7.9	U	8.9	U	8.7	U	9.3	U	9.5	U	36	U	8.9	U	8.9	U	9	U
SW8260	BENZENE	ug/kg	2.8		2290		3340		3010		1590		750		850		618		238	
SW8260	CHLOROBENZENE	ug/kg	7.9	U	2.3	J	2.1	J	0.82	J	9.5	U	36	U	8.9	U	8.9	U	9	U
SW8260	ETHYLBENZENE	ug/kg	1.6	U	66		60		19.7		4.5		7.1	U	1.8		1.8	U	1.8	U
SW8260	NAPHTHALENE	ug/kg	7.9	U	1190		221		274		6.4	J	9.3	J	8	J	8.9	U	9	U
SW8260	O-XYLENE	ug/kg	1.6	U	41.8		24.1		24.1		1.9	U	7.1	U	1.8	U	1.8	U	1.8	U
SW8260	TOLUENE	ug/kg	1.6	U	75.2		37.9		49.9		2.3		3.1	J	1.8		1.8	U	1.8	U
SW8260	XYLENES, M & P	ug/kg	3.1	U	94.4		52.9		61		1.5	J	14	U	1.5	J	3.6	U	3.6	U
SW8260	XYLENES, TOTAL	ug/kg	3.1	U	136		77		85.1		2.1	J	14	U	2.1	J	3.6	U	3.6	U
SW8270	ACENAPHTHENE	ug/kg	4.4	U	919		333		90.4		25.8		104	J	18.6	J	4.8	U	4.9	U
SW8270	ACENAPHTHYLENE	ug/kg	4.4	U	2170		826		240		64.6		81.7	J	37.5	J	16.6	J	4.9	U
SW8270	ANTHRACENE	ug/kg	4.4	U	2760		1270		460		115		297	J	59.6	J	24	J	4.9	U
SW8270	BENZO(A)ANTHRACENE	ug/kg	4.4	U	2070		868		242		77.2		173	J	45.4	J	17.5	J	4.9	U
SW8270	BENZO(A)PYRENE	ug/kg	4.4	U	1100		457		91.6		29.6		65.3	J	19	J	8.12	J	4.9	U
SW8270	BENZO(B)FLUORANTHENE	ug/kg	4.4	UJ	1030		471		129		43.7		85.5	J	26.2	J	9.02	J	4.9	U
SW8270	BENZO(G,H,I)PERYLENE	ug/kg	4.4	U	219		91.6		42.8		13.1		28.6	J	8.73	J	4.8	U	4.9	U
SW8270	BENZO(K)FLUORANTHENE	ug/kg	4.4	U	1130		420		80.9		19.8		61.6	J	15.2	J	7.71	J	4.9	U
SW8270	CHRYSENE	ug/kg	4.4	U	1540		672		163		50.5		119	J	30.9	J	14.4	J	4.9	U
SW8270	DIBENZO(A,H)ANTHRACENE	ug/kg	4.4	U	141		86.2		22		5.79		12.2	J	4.84	J	4.8	U	4.9	U
SW8270	FLUORANTHENE	ug/kg	4.4	U	4150		1970		732		139		507	J	75.3	J	27.3	J	4.9	U
SW8270	FLUORENE	ug/kg	4.4	U	3030		1210		448		109		207	J	51.9	J	22.7	J	4.9	U
SW8270	INDENO(1,2,3-CD)PYRENE	ug/kg	4.4	U	332		123		52		16.2		37.1	J	10.9	J	4.65	J	4.9	U
SW8270	PHENANTHRENE	ug/kg	4.4	U	8030		2820		1110		335		723	J	157	J	59.1	J	4.9	U
SW8270	PHENOL	ug/kg																		
SW8270	PYRENE	ug/kg	4.4	U	2600		1140		436		94.6		215	J	54.9	J	19.8	J	4.9	U
SW9045	pH	S.U.	7.38		7.46		7.5		7.4		7.43		7.44		7.37		7.37		7.41	

		Location	OL-VC-20207		OL-VC-20207		OL-VC-20207		OL-VC-20208		OL-VC-20208		OL-VC-20208		OL-VC-20208		OL-VC-20208		OL-VC-20208	
		Sample Depth	7-8 Ft		8-9 Ft		9-10 Ft		0-1 Ft		1-2 Ft		2-3 Ft		3-4 Ft		4-5 Ft		4-5 Ft	
		Field Sample ID	OL-1294-11		OL-1294-12		OL-1294-13		OL-1298-09		OL-1298-10		OL-1298-11		OL-1298-12		OL-1298-13		OL-1298-14	
		Sample Date	6/11/2010		6/11/2010		6/11/2010		6/14/2010		6/14/2010		6/14/2010		6/14/2010		6/14/2010		6/14/2010	
		SDG	JA48910		JA48910		JA48910		JA49065		JA49065		JA49065		JA49065		JA49065		JA49065	
		Matrix	SOIL		SOIL		SOIL		SOIL		SOIL		SOIL		SOIL		SOIL		SOIL	
		Sample Purpose	Regular sample		Regular sample		Regular sample		Regular sample		Regular sample		Regular sample		Regular sample		Regular sample		Field duplicate	
		Sample Type	Sediment		Sediment		Sediment		Sediment		Sediment		Sediment		Sediment		Sediment		Sediment	
Method	Parameter Name	Units																		
Lloyd Kahn	TOTAL ORGANIC CARBON	mg/kg	6140		6910		8620	J	3410	J	2090	J	3040	J	371000	J	8460	J	11800	J
SM2540G	SOLIDS, PERCENT	%	55.6		60		45.3		89.5		93.8		93.6		64.9		61.3		58.7	
SW7471	MERCURY	mg/kg	0.019	U	0.019	U	0.026	UJ	0.19		0.068		0.035		0.16		0.019	U	0.019	U
SW8082	AROCLOR-1016	ug/kg	5.9	U	5.5	U	7.2	UJ	3.7	U	3.6	U	3.5	U	5.1	U	5.4	U	5.7	U
SW8082	AROCLOR-1221	ug/kg	5.9	U	5.5	U	7.2	UJ	3.7	U	3.6	U	3.5	U	5.1	U	5.4	U	5.7	U
SW8082	AROCLOR-1232	ug/kg	5.9	U	5.5	U	7.2	UJ	3.7	U	3.6	U	3.5	U	5.1	U	5.4	U	5.7	U
SW8082	AROCLOR-1242	ug/kg	5.9	U	5.5	U	7.2	UJ	11.3	J	5.1		3.5	U	5.1	U	5.4	U	5.7	U
SW8082	AROCLOR-1248	ug/kg	5.9	U	5.5	U	7.2	UJ	3.7	U	3.6	U	3.5	U	5.1	U	5.4	U	5.7	U
SW8082	AROCLOR-1254	ug/kg	5.9	U	5.5	U	7.2	UJ	56	J	22.6		7.5	J	10.2	J	5.4	U	5.7	U
SW8082	AROCLOR-1260	ug/kg	5.9	U	5.5	U	7.2	UJ	3.7	U	3.6	U	3.5	U	5.1	U	5.4	U	5.7	U
SW8082	AROCLOR-1268	ug/kg	5.9	U	5.5	U	7.2	UJ	39.6	J	19.9	J	4.4	J	5.1	U	5.4	U	5.7	U
SW8082	PCBS, N.O.S.	ug/kg	5.9	U	5.5	U	7.2	UJ	107	J	47.6	J	12	J	10.2	J	5.4	U	5.7	U
SW8260	1,2,3-TRICHLOROBENZENE	ug/kg	9.9	U	8.9	U	11	UJ	5.6	U	5.6	U	5.9	U	35	U	8.6	U	8.5	U
SW8260	1,2,4-TRICHLOROBENZENE	ug/kg	9.9	U	8.9	U	11	UJ	5.6	U	5.6	U	5.9	U	35	U	8.6	U	8.5	U
SW8260	1,2-DICHLOROBENZENE	ug/kg	9.9	U	8.9	U	11	UJ	2.4	J	1.3	J	1	J	15.2	J	8.6	U	8.5	U
SW8260	1,3,5-TRICHLOROBENZENE	ug/kg	9.9	U	8.9	U	11	UJ	5.6	U	5.6	U	5.9	U	35	U	8.6	U	8.5	U
SW8260	1,3-DICHLOROBENZENE	ug/kg	9.9	U	8.9	U	11	UJ	5.6	U	5.6	U	5.9	U	35	U	8.6	U	8.5	U
SW8260	1,4-DICHLOROBENZENE	ug/kg	9.9	U	8.9	U	11	UJ	2	J	2.6	J	1.5	J	20.7	J	8.6	U	8.5	U
SW8260	BENZENE	ug/kg	173		75.7		49	J	2.6		8.6		23.3		134		60.4		56.5	
SW8260	CHLOROBENZENE	ug/kg	9.9	U	8.9	U	11	UJ	16.8		35.5		7.7		25.6	J	1.5	J	1.1	J
SW8260	ETHYLBENZENE	ug/kg	2	U	1.8	U	2.2	UJ	1.1	U	1.1	U	0.72	J	32.1		2		1.6	J
SW8260	NAPHTHALENE	ug/kg	9.9	U	8.9	U	11	UJ	0.98	J	1.9	J	8.3		76.1		11.2		7.9	J
SW8260	O-XYLENE	ug/kg	2	U	1.8	U	2.2	UJ	1.1	U	1.1	U	1.2	U	4.1	J	1.7	U	1.7	U
SW8260	TOLUENE	ug/kg	2	U	1.8	U	2.2	UJ	1.1	U	0.45	J	1.2	U	3.9	J	1.7	U	1.7	U
SW8260	XYLENES, M & P	ug/kg	4	U	3.6	U	4.5	UJ	2.2	U	2.3	U	2.4	U	4.4	J	3.5	U	3.4	U
SW8260	XYLENES, TOTAL	ug/kg	4	U	3.6	U	4.5	UJ	2.2	U	2.3	U	2.4	U	8.5	J	3.5	U	3.4	U
SW8270	ACENAPHTHENE	ug/kg	5.1	U	4.7	U	6.3	UJ	193		39.7		32.7		1280		43.1	J	11.4	J
SW8270	ACENAPHTHYLENE	ug/kg	5.1	U	4.7	U	6.3	UJ	88.8		42.3		47		1710		44.3	J	4.9	UJ
SW8270	ANTHRACENE	ug/kg	5.1	U	4.7	U	6.3	UJ	582		125		103		2920		130	J	4.9	UJ
SW8270	BENZO(A)ANTHRACENE	ug/kg	5.1	U	4.7	U	6.3	UJ	1200		298		78.9		2360		110	J	4.9	UJ
SW8270	BENZO(A)PYRENE	ug/kg	5.1	U	4.7	U	6.3	UJ	928		238		65.9		1440		82.1	J	4.9	UJ
SW8270	BENZO(B)FLUORANTHENE	ug/kg	5.1	U	4.7	U	6.3	UJ	786		224		84.8	J	1520		108	J	4.9	UJ
SW8270	BENZO(G,H,I)PERYLENE	ug/kg	5.1	U	4.7	U	6.3	UJ	561		109		42.8		825		51.1	J	4.9	UJ
SW8270	BENZO(K)FLUORANTHENE	ug/kg	5.1	U	4.7	U	6.3	UJ	841		187		63.7		1070		82	J	4.9	UJ
SW8270	CHRYSENE	ug/kg	5.1	U	4.7	U	6.3	UJ	1240		149		65.6		2360		97.4	J	4.9	UJ
SW8270	DIBENZO(A,H)ANTHRACENE	ug/kg	5.1	U	4.7	U	6.3	UJ	234		55.5		16.1		320		17.5	J	4.9	UJ
SW8270	FLUORANTHENE	ug/kg	5.1	U	4.7	U	6.3	UJ	2110		585		288		5400		229	J	5.58	J
SW8270	FLUORENE	ug/kg	5.1	U	4.7	U	6.3	UJ	195		58.3		54.8		94.5		58.5	J	10.4	J
SW8270	INDENO(1,2,3-CD)PYRENE	ug/kg	5.1	U	4.7	U	6.3	UJ	577		116		41.7		885		50.5	J	4.9	UJ
SW8270	PHENANTHRENE	ug/kg	5.1	U	4.7	U	6.3	UJ	1910		515		235		8960		406	J	13.4	J
SW8270	PHENOL	ug/kg																		
SW8270	PYRENE	ug/kg	5.1	U	4.7	U	6.3	UJ	2130		564		269		4080		180	J	4.9	J
SW9045	pH	S.U.	7.4		7.55		7.44	J	7.62		7.99		8.23		7.98		7.69		7.48	

		Location	OL-VC-20208		OL-VC-20208		OL-VC-20208		OL-VC-20209		OL-VC-20209		OL-VC-20209		OL-VC-20209		OL-VC-20209		OL-VC-20209	
		Sample Depth	6-7 Ft		5-6 Ft		7-8 Ft		0-1 Ft		1-2 Ft		2-3 Ft		2-3 Ft		3-4 Ft		4-5 Ft	
		Field Sample ID	OL-1298-15		OL-1298-16		OL-1298-17		OL-1297-11		OL-1297-12		OL-1297-13		OL-1297-14		OL-1297-15		OL-1297-16	
		Sample Date	6/14/2010		6/14/2010		6/14/2010		6/14/2010		6/14/2010		6/14/2010		6/14/2010		6/14/2010		6/14/2010	
		SDG	JA49065		JA49065		JA49065		JA49064		JA49064		JA49064		JA49064		JA49064		JA49064	
		Matrix	SOIL		SOIL		SOIL		SOIL		SOIL		SOIL		SOIL		SOIL		SOIL	
		Sample Purpose	Regular sample		Regular sample		Regular sample		Regular sample		Regular sample		Regular sample		Field duplicate		Regular sample		Regular sample	
		Sample Type	Sediment		Sediment		Sediment		Sediment		Sediment		Sediment		Sediment		Sediment		Sediment	
Method	Parameter Name	Units																		
Lloyd Kahn	TOTAL ORGANIC CARBON	mg/kg	6960	J	7520	J	10800	J	3040		9760		11300		27900		50800		9480	
SM2540G	SOLIDS, PERCENT	%	71.6		60.1		47.4		90.1		82.6		65.6		65.2		69.9		59.9	
SW7471	MERCURY	mg/kg	0.016	U	0.019	U	0.023	UJ	0.06		0.062		0.044	J	0.077		0.094		0.02	U
SW8082	AROCLOR-1016	ug/kg	4.7	U	5.5	U	7	UJ	3.7	U	4	U	5.1	U	5.1	U	4.8	U	5.5	U
SW8082	AROCLOR-1221	ug/kg	4.7	U	5.5	U	7	UJ	3.7	U	4	U	5.1	U	5.1	U	4.8	U	5.5	U
SW8082	AROCLOR-1232	ug/kg	4.7	U	5.5	U	7	UJ	24.7	J	4	U	11.9	J	5.1	UJ	4.8	U	5.5	U
SW8082	AROCLOR-1242	ug/kg	4.7	U	5.5	U	7	UJ	3.7	U	4	U	5.1	U	5.1	U	4.8	U	5.5	U
SW8082	AROCLOR-1248	ug/kg	4.7	U	5.5	U	7	UJ	3.7	U	4	U	5.1	U	5.1	U	4.8	U	5.5	U
SW8082	AROCLOR-1254	ug/kg	4.7	U	5.5	U	7	UJ	22	J	9.4	J	5.1	U	5.1	U	4.8	U	5.5	U
SW8082	AROCLOR-1260	ug/kg	4.7	U	5.5	U	7	UJ	10.9	J	4	U	5.1	U	5.1	U	4.8	U	5.5	U
SW8082	AROCLOR-1268	ug/kg	4.7	U	5.5	U	7	UJ	3.7	U	4	U	5.1	U	5.1	U	4.8	U	5.5	U
SW8082	PCBS, N.O.S.	ug/kg	4.7	U	5.5	U	7	UJ	57.6	J	9.4	J	11.9	J	5.1	UJ	4.8	U	5.5	U
SW8260	1,2,3-TRICHLOROBENZENE	ug/kg	7.1	U	8.5	U	10	UJ	5.9	U	850	U	9900	U	5500	U	9800	U	560	U
SW8260	1,2,4-TRICHLOROBENZENE	ug/kg	7.1	U	8.5	U	10	UJ	5.9	U	850	U	9900	U	5500	U	9800	U	560	U
SW8260	1,2-DICHLOROBENZENE	ug/kg	7.1	U	8.5	U	10	UJ	0.34	J	850	U	544	J	5500	U	9800	U	560	U
SW8260	1,3,5-TRICHLOROBENZENE	ug/kg	7.1	U	8.5	UJ	10	UJ	5.9	U	850	U	9900	U	5500	U	9800	U	560	U
SW8260	1,3-DICHLOROBENZENE	ug/kg	7.1	U	8.5	U	10	UJ	5.9	U	850	U	9900	U	5500	U	9800	U	560	U
SW8260	1,4-DICHLOROBENZENE	ug/kg	7.1	U	8.5	U	10	UJ	0.65	J	84.5	J	879	J	5500	U	9800	U	560	U
SW8260	BENZENE	ug/kg	12.3		44.1	J	10.6	J	2.1		8000		212000	J	66300	J	60400		9170	
SW8260	CHLOROBENZENE	ug/kg	7.1	U	8.5	U	10	UJ	5.9	U	173	J	2370	J	1060	J	837	J	54	J
SW8260	ETHYLBENZENE	ug/kg	1.4	U	1.7	U	2	UJ	0.89	J	1860		31900	J	17000	J	17700		865	
SW8260	NAPHTHALENE	ug/kg	7.1	U	8.5	U	10	UJ	0.87	J	38800		530000	J	292000	J	362000		17300	
SW8260	O-XYLENE	ug/kg	1.4	U	1.7	U	2	UJ	1.2	U	143	J	5030		2830		2020		85.4	J
SW8260	TOLUENE	ug/kg	1.4	U	1.7	U	2	UJ	1.2	U	80	J	1480	J	744	J	745	J	37.9	J
SW8260	XYLENES, M & P	ug/kg	2.9	U	3.4	U	4.1	UJ	0.96	J	293	J	14100		20700		61200		790	
SW8260	XYLENES, TOTAL	ug/kg	2.9	U	3.4	U	4.1	UJ	0.96	J	436		19100		23500		63200		875	
SW8270	ACENAPHTHENE	ug/kg	4	U	4.7	U	6	UJ	56.9		668		104		93.4		92.4	J	51.4	
SW8270	ACENAPHTHYLENE	ug/kg	4	U	4.7	U	6	UJ	93.5		283		1820		2180		1030		170	
SW8270	ANTHRACENE	ug/kg	4	U	4.7	U	12.2	J	77.7		752		2240		3070		1410		202	
SW8270	BENZO(A)ANTHRACENE	ug/kg	4	U	4.7	U	16.1	J	257		473		1740		2470		1290		210	
SW8270	BENZO(A)PYRENE	ug/kg	4	U	4.7	U	6	UJ	95.1		252		1140	J	1300		916	J	120	
SW8270	BENZO(B)FLUORANTHENE	ug/kg	4	UJ	4.7	UJ	6	UJ	191		215		1250	J	1210		926	J	161	J
SW8270	BENZO(G,H,I)PERYLENE	ug/kg	4	U	4.7	U	6	UJ	44.1		56.2		250	J	252	J	188	J	37.7	
SW8270	BENZO(K)FLUORANTHENE	ug/kg	4	U	4.7	U	6	UJ	157		286		1280	J	1170		1020	J	104	
SW8270	CHRYSENE	ug/kg	4	U	4.7	U	16.6	J	220		385		1480		2090		1170		179	J
SW8270	DIBENZO(A,H)ANTHRACENE	ug/kg	4	U	4.7	U	6	UJ	21.7		29.2		134		144		127	J	26.7	
SW8270	FLUORANTHENE	ug/kg	12.4		4.7	U	32.6	J	636		1200		3940		5150		2900		746	
SW8270	FLUORENE	ug/kg	12		4.7	U	6	UJ	976		3250		30500		28500		31300		9520	
SW8270	INDENO(1,2,3-CD)PYRENE	ug/kg	4	U	4.7	U	6	UJ	49.5		69.8		312	J	320	J	234	J	41.9	
SW8270	PHENANTHRENE	ug/kg	10.5		4.7	U	45	J	116		1710		7820		8040		5230		1140	
SW8270	PHENOL	ug/kg																		
SW8270	PYRENE	ug/kg	10.4		4.7	U	27.9	J	449		671		3300		3240		2340		483	
SW9045	pH	S.U.	7.69		7.6		7.65	J	7.64		7.93		7.98		7.95		8.12		7.68	

		Location	OL-VC-20209		OL-VC-20209		OL-VC-20209		OL-VC-30157		OL-VC-30157		OL-VC-30157		OL-VC-30157		OL-VC-30158		OL-VC-30158	
		Sample Depth	5-6 Ft		6-7 Ft		7-8 Ft		0-1 Ft		1-2 Ft		1-2 Ft		2-3 Ft		0-1 Ft		1-2 Ft	
		Field Sample ID	OL-1297-17		OL-1297-18		OL-1297-19		OL-1300-04		OL-1300-05		OL-1300-06		OL-1300-07		OL-1300-08		OL-1300-09	
		Sample Date	6/14/2010		6/14/2010		6/14/2010		6/14/2010		6/14/2010		6/14/2010		6/14/2010		6/14/2010		6/14/2010	
		SDG	JA49064		JA49064		JA49064		JA49066		JA49066		JA49066		JA49066		JA49066		JA49066	
		Matrix	SOIL		SOIL		SOIL		SOIL		SOIL		SOIL		SOIL		SOIL		SOIL	
		Sample Purpose	Regular sample		Regular sample		Regular sample		Regular sample		Regular sample		Field duplicate		Regular sample		Regular sample		Regular sample	
		Sample Type	Sediment		Sediment		Sediment		Sediment		Sediment		Sediment		Sediment		Sediment		Sediment	
Method	Parameter Name	Units																		
Lloyd Kahn	TOTAL ORGANIC CARBON	mg/kg	8160		9150		10700		25700	J	8940	J	7870	J	3490	J	29000	J	43200	J
SM2540G	SOLIDS, PERCENT	%	60.6		64.9		54.6		39.1		28.8		34.7		43.5		45.7		39.6	
SW7471	MERCURY	mg/kg	0.018	U	0.017	U	0.02	U	8.4	J	0.1	J	0.41	J	0.083	J	2.4	J	17.2	J
SW8082	AROCLOR-1016	ug/kg	5.5	U	5.1	U	6.1	U	8.3	UJ	11	UJ	9.4	UJ	7.5	UJ	7.1	UJ	8.4	UJ
SW8082	AROCLOR-1221	ug/kg	5.5	U	5.1	U	6.1	U	8.3	UJ	11	UJ	9.4	UJ	7.5	UJ	7.1	UJ	8.4	UJ
SW8082	AROCLOR-1232	ug/kg	5.5	U	5.1	U	6.1	U	8.3	UJ	11	UJ	9.4	UJ	7.5	UJ	7.1	UJ	8.4	UJ
SW8082	AROCLOR-1242	ug/kg	5.5	U	5.1	U	6.1	U	71.2	J	11	UJ	9.4	UJ	7.5	UJ	61.7	J	1060	J
SW8082	AROCLOR-1248	ug/kg	5.5	U	5.1	U	6.1	U	8.3	UJ	11	UJ	9.4	UJ	7.5	UJ	7.1	UJ	8.4	UJ
SW8082	AROCLOR-1254	ug/kg	5.5	U	5.1	U	6.1	U	152	J	11	UJ	9.4	UJ	7.5	UJ	45.7	J	489	J
SW8082	AROCLOR-1260	ug/kg	5.5	U	5.1	U	6.1	U	57.1	J	11	UJ	9.4	UJ	7.5	UJ	19.7	J	167	J
SW8082	AROCLOR-1268	ug/kg	5.5	U	5.1	U	6.1	U	8.3	UJ	11	UJ	9.4	UJ	7.5	UJ	7.1	UJ	8.4	UJ
SW8082	PCBS, N.O.S.	ug/kg	5.5	U	5.1	U	6.1	U	280	J	11	UJ	9.4	UJ	7.5	UJ	127	J	1720	J
SW8260	1,2,3-TRICHLOROBENZENE	ug/kg	8.4	U	15	U	23	U	12	UJ	19	UJ	16	UJ	12	UJ	12	UJ	14	UJ
SW8260	1,2,4-TRICHLOROBENZENE	ug/kg	8.4	U	15	U	23	U	12	UJ	19	UJ	16	UJ	12	UJ	12	UJ	14	UJ
SW8260	1,2-DICHLOROBENZENE	ug/kg	8.4	U	15	U	23	U	0.98	J	19	UJ	16	UJ	12	UJ	12	UJ	1.6	J
SW8260	1,3,5-TRICHLOROBENZENE	ug/kg	8.4	U	15	U	23	U	1.3	J	19	UJ	16	UJ	12	UJ	12	UJ	14	UJ
SW8260	1,3-DICHLOROBENZENE	ug/kg	8.4	U	15	U	23	U	1.4	J	19	UJ	16	UJ	12	UJ	1	J	2.8	J
SW8260	1,4-DICHLOROBENZENE	ug/kg	8.4	U	15	U	23	U	3.3	J	1.4	J	1.1	J	12	UJ	2.4	J	5.9	J
SW8260	BENZENE	ug/kg	3750		547		509		1.6	J	7.2	J	7.9	J	5.9	J	2.3	UJ	20.5	J
SW8260	CHLOROBENZENE	ug/kg	5	J	15	U	23	U	2.1	J	19	UJ	16	UJ	12	UJ	2.2	J	2.3	J
SW8260	ETHYLBENZENE	ug/kg	70.1		7.7		13.3		2.4	UJ	3.8	UJ	3.2	UJ	2.4	UJ	2.3	UJ	2.7	UJ
SW8260	NAPHTHALENE	ug/kg	2940		35.9		181		12	UJ	8.2	J	6.1	J	9.4	J	12	UJ	6.3	J
SW8260	O-XYLENE	ug/kg	12.4		4.6		2.7	J	2.4	UJ	3.8	UJ	3.2	UJ	1.6	J	2.3	UJ	4	J
SW8260	TOLUENE	ug/kg	9.7		4.3		3.1	J	2.4	UJ	3.6	J	3.5	J	2.9	J	2.3	UJ	1.9	J
SW8260	XYLENES, M & P	ug/kg	127		18.1		13.5		4.7	UJ	1.9	J	1.5	J	2	J	4.7	UJ	3.2	J
SW8260	XYLENES, TOTAL	ug/kg	139		22.6		16.2		4.7	UJ	3.4	J	2.8	J	3.6	J	1.2	J	7.3	J
SW8270	ACENAPHTHENE	ug/kg	4.7	U	4.4	U	5.2	U	24	J	9.9	UJ	8.2	UJ	6.6	UJ	6.2	UJ	33.3	J
SW8270	ACENAPHTHYLENE	ug/kg	4.7	U	4.4	U	5.2	U	22.5	J	33.7	J	8.2	UJ	6.6	UJ	16.1	J	19.7	J
SW8270	ANTHRACENE	ug/kg	4.7	U	4.4	U	5.2	U	25.8	J	54	J	25.4	J	6.6	UJ	11.2	J	44	J
SW8270	BENZO(A)ANTHRACENE	ug/kg	4.7	U	4.4	U	5.2	U	38.6	J	38.6	J	22.4	J	6.6	UJ	30.3	J	84.3	J
SW8270	BENZO(A)PYRENE	ug/kg	4.7	U	4.4	U	5.2	U	38	J	21.9	J	9.44	J	6.6	UJ	30.6	J	86.6	J
SW8270	BENZO(B)FLUORANTHENE	ug/kg	4.7	UJ	4.4	UJ	5.2	UJ	50.8	J	39	J	17.1	J	6.6	UJ	52.7	J	155	J
SW8270	BENZO(G,H,I)PERYLENE	ug/kg	4.7	U	4.4	U	5.2	U	32.1	J	17.4	J	8.2	UJ	6.6	UJ	23.9	J	56.4	J
SW8270	BENZO(K)FLUORANTHENE	ug/kg	4.7	U	4.4	U	5.2	U	46	J	24.7	J	14.3	J	6.6	UJ	28.8	J	71.2	J
SW8270	CHRYSENE	ug/kg	4.7	U	4.4	U	5.2	U	49.1	J	34.3	J	23	J	6.6	UJ	35.9	J	104	J
SW8270	DIBENZO(A,H)ANTHRACENE	ug/kg	4.7	U	4.4	U	5.2	U	12.7	J	9.9	UJ	8.2	UJ	6.6	UJ	8.8	J	23.9	J
SW8270	FLUORANTHENE	ug/kg	4.7	U	4.4	U	6.92		127	J	108	J	55.8	J	6.6	UJ	61.5	J	247	J
SW8270	FLUORENE	ug/kg	11.3		4.4	U	32.2		15.6	J	9.9	UJ	8.2	UJ	6.6	UJ	6.2	UJ	25.4	J
SW8270	INDENO(1,2,3-CD)PYRENE	ug/kg	4.7	U	4.4	U	5.2	U	23.1	J	13.9	J	8.2	UJ	6.6	UJ	22.8	J	66	J
SW8270	PHENANTHRENE	ug/kg	4.7	U	4.4	U	5.2	U	83.1	J	46.1	J	30.6	J	6.6	UJ	25.2	J	156	J
SW8270	PHENOL	ug/kg							866	J	4430	J	3060	J	2080	J	62	UJ	72	UJ
SW8270	PYRENE	ug/kg	4.7	U	4.4	U	6.18		169	J	101	J	47.8	J	6.6	UJ	64	J	257	J
SW9045	pH	S.U.	7.54		7.69		7.63		9.26	J	11.23	J	8.19	J	11.24	J	7.67	J	8.36	J

		Location	OL-VC-30158		OL-VC-30173		OL-VC-30173		OL-VC-30173		OL-VC-30174		OL-VC-30174		OL-VC-30174		OL-VC-30175		OL-VC-30175	
		Sample Depth	2-3 Ft		0-1 Ft		1-2 Ft		2-3 Ft		0-1 Ft		1-2 Ft		2-3 Ft		0-1 Ft		1-2 Ft	
		Field Sample ID	OL-1300-10		OL-1300-01		OL-1300-02		OL-1300-03		OL-1298-18		OL-1298-19		OL-1298-20		OL-1278-01		OL-1278-02	
		Sample Date	6/14/2010		6/14/2010		6/14/2010		6/14/2010		6/14/2010		6/14/2010		6/14/2010		6/9/2010		6/9/2010	
		SDG	JA49066		JA49066		JA49066		JA49066		JA49065		JA49065		JA49065		JA48616		JA48616	
		Matrix	SOIL		SOIL		SOIL		SOIL		SOIL		SOIL		SOIL		SOIL		SOIL	
		Sample Purpose	Regular sample		Regular sample		Regular sample		Regular sample		Regular sample		Regular sample		Regular sample		Regular sample		Regular sample	
		Sample Type	Sediment		Sediment		Sediment		Sediment		Sediment		Sediment		Sediment		Sediment		Sediment	
Method	Parameter Name	Units																		
Lloyd Kahn	TOTAL ORGANIC CARBON	mg/kg	17000	J	12000		18300		20300		10800	J	3730	J	8130	J	10700		14700	
SM2540G	SOLIDS, PERCENT	%	43		59.6		58.4		60.4		30.8		25.3		36.4		56.7		56.1	
SW7471	MERCURY	mg/kg	1.2	J	2.3		9.9		1.7		0.14	J	0.15	J	0.098	J	0.87	J	1.4	J
SW8082	AROCLOR-1016	ug/kg	7.6	UJ	5.6	U	5.6	U	5.5	U	11	UJ	13	UJ	9	UJ	5.8	U	5.9	U
SW8082	AROCLOR-1221	ug/kg	7.6	UJ	5.6	U	5.6	U	5.5	U	11	UJ	13	UJ	9	UJ	5.8	U	5.9	U
SW8082	AROCLOR-1232	ug/kg	7.6	UJ	5.6	U	5.6	U	5.5	U	11	UJ	13	UJ	9	UJ	5.8	U	5.9	U
SW8082	AROCLOR-1242	ug/kg	16.2	J	82.3		109	J	19	J	11	UJ	13	UJ	9	UJ	58.6		5.9	U
SW8082	AROCLOR-1248	ug/kg	7.6	UJ	5.6	U	5.6	U	5.5	U	11	UJ	13	UJ	9	UJ	5.8	U	5.9	U
SW8082	AROCLOR-1254	ug/kg	21.3	J	36.4	J	115	J	49.7	J	11	UJ	13	UJ	9	UJ	37.6	J	132	J
SW8082	AROCLOR-1260	ug/kg	16.6	J	5.6	U	5.6	U	17.7	J	11	UJ	13	UJ	9	UJ	16.6	J	37.7	
SW8082	AROCLOR-1268	ug/kg	7.6	UJ	34	J	34.8	J	5.5	U	11	UJ	13	UJ	9	UJ	5.8	U	5.9	U
SW8082	PCBS, N.O.S.	ug/kg	54.1	J	153		259	J	86.4	J	11	UJ	13	UJ	9	UJ	113	J	170	J
SW8260	1,2,3-TRICHLOROBENZENE	ug/kg	13	UJ	8.6	U	8.9	U	8.1	U	17	UJ	23	UJ	16	UJ	9.2	U	630	U
SW8260	1,2,4-TRICHLOROBENZENE	ug/kg	13	UJ	8.6	U	8.9	U	8.1	U	17	UJ	23	UJ	16	UJ	9.2	U	630	U
SW8260	1,2-DICHLOROBENZENE	ug/kg	1.4	J	8.6	U	8.9	U	8.1	U	17	UJ	23	UJ	16	UJ	0.82	J	630	U
SW8260	1,3,5-TRICHLOROBENZENE	ug/kg	13	UJ	8.6	UJ	8.9	U	8.1	U	17	UJ	23	UJ	16	UJ	9.2	U	630	U
SW8260	1,3-DICHLOROBENZENE	ug/kg	13	UJ	1	J	1.9	J	8.1	U	17	UJ	23	UJ	16	UJ	1.1	J	630	U
SW8260	1,4-DICHLOROBENZENE	ug/kg	2.6	J	1.5	J	1.7	J	8.1	U	1.3	J	23	UJ	16	UJ	4.1	J	43.8	J
SW8260	BENZENE	ug/kg	475	J	1.7	U	1.8	U	1.6	U	16.3	J	20.1	J	12	J	295		3920	
SW8260	CHLOROBENZENE	ug/kg	1.8	J	0.79	J	0.85	J	8.1	U	17	UJ	23	UJ	16	UJ	1.5	J	630	U
SW8260	ETHYLBENZENE	ug/kg	4.3	J	1.7	U	1.8	U	1.6	U	3.3	UJ	4.6	UJ	3.1	UJ	133		1830	
SW8260	NAPHTHALENE	ug/kg	82.3	J	8.6	U	8.9	U	8.1	U	9.8	J	16.4	J	7.2	J	297		15600	
SW8260	O-XYLENE	ug/kg	21.5	J	1.7	U	1.8	U	1.6	U	2.9	J	4.7	J	2.3	J	144		3440	
SW8260	TOLUENE	ug/kg	211	J	1.3	J	0.94	J	1.6	U	9.3	J	15.4	J	9.4	J	47.1		8480	
SW8260	XYLENES, M & P	ug/kg	24.5	J	3.4	U	3.6	U	3.2	U	5.4	J	8.5	J	4.2	J	537		12600	
SW8260	XYLENES, TOTAL	ug/kg	46	J	3.4	U	3.6	U	3.2	U	8.3	J	13.2	J	6.5	J	681		16000	
SW8270	ACENAPHTHENE	ug/kg	21.1	J	4.8	U	12.6		10.1		22.9	J	24.5	J	7.8	UJ	22.4		28.5	
SW8270	ACENAPHTHYLENE	ug/kg	33.4	J	7.77		15.9		15.3		31.7	J	11	UJ	7.8	UJ	25.4		36.8	
SW8270	ANTHRACENE	ug/kg	45.4	J	17.7		36.6		22		24.2	J	12.7	J	7.8	UJ	28.9		26.8	
SW8270	BENZO(A)ANTHRACENE	ug/kg	62.3	J	32		40.2		35.4		67.8	J	37.3	J	14.3	J	99		81.4	
SW8270	BENZO(A)PYRENE	ug/kg	63.8	J	32.9		34.5		40.8		70	J	31.1	J	7.8	UJ	85.3		88.5	
SW8270	BENZO(B)FLUORANTHENE	ug/kg	101	J	52.5	J	56.5	J	51.6	J	80.2	J	33.4	J	7.8	UJ	111		109	
SW8270	BENZO(G,H,I)PERYLENE	ug/kg	37.6	J	25.4		21.2		25.4		41.5	J	21.4	J	7.8	UJ	55.7		61.7	
SW8270	BENZO(K)FLUORANTHENE	ug/kg	38.5	J	35.8		34.2		40.5		75.7	J	42	J	7.8	UJ	79.3		52.7	
SW8270	CHRYSENE	ug/kg	59.6	J	32.2		50.1		46.4		66.2	J	37.8	J	17	J	101		94.3	
SW8270	DIBENZO(A,H)ANTHRACENE	ug/kg	25.8	J	10.3		7.89		9.5		25.8	J	11	UJ	7.8	UJ	17.2		7.74	
SW8270	FLUORANTHENE	ug/kg	149	J	94.7		128		128		152	J	83.6	J	32.3	J	197		174	
SW8270	FLUORENE	ug/kg	27.9	J	4.8	U	13.7		7.42		20.5	J	22.2	J	12.2	J	64.9		102	
SW8270	INDENO(1,2,3-CD)PYRENE	ug/kg	40.2	J	23.5		25.1		26.3		46.6	J	19.9	J	7.8	UJ	54.6		48.7	
SW8270	PHENANTHRENE	ug/kg	115	J	30		94.1		76.9		77.1	J	69.3	J	7.8	UJ	130		201	
SW8270	PHENOL	ug/kg	1160	J	48	U	49	U	47	U	1190	J	2180	J	1250	J	53	U	54	U
SW8270	PYRENE	ug/kg	179	J	90.2		143		150		171	J	88.6	J	24.8	J	193		192	
SW9045	pH	S.U.	9.71	J	7.47		7.42		7.27		11.15	J	11.62	J	11.74	J	7.34		7.73	

		Location	OL-VC-30175		OL-VC-30181		OL-VC-30181		OL-VC-30181		OL-VC-30182		OL-VC-30182		OL-VC-30182		OL-VC-30183	
		Sample Depth	2-3 Ft		0.00-1.00 Ft		1.00-2.00 Ft		2.00-3.00 Ft		0.00-1.00 Ft		1.00-2.00 Ft		2.00-3.00 Ft		2.00-3.00 Ft		0.00-1.00 Ft	
		Field Sample ID	OL-1278-03		OL-1377-01		OL-1377-02		OL-1377-03		OL-1377-04		OL-1377-05		OL-1377-06		OL-1377-07		OL-1377-08	
		Sample Date	6/9/2010		11/2/2010		11/2/2010		11/2/2010		11/2/2010		11/2/2010		11/2/2010		11/2/2010		11/2/2010	
		SDG	JA48616		JA60497		JA60497		JA60497		JA60497		JA60497		JA60497		JA60497		JA60497	
		Matrix	SOIL		SOIL		SOIL		SOIL		SOIL		SOIL		SOIL		SOIL		SOIL	
		Sample Purpose	Regular sample		Regular sample		Regular sample		Regular sample		Regular sample		Regular sample		Regular sample		Field duplicate		Regular sample	
		Sample Type	Sediment		Sediment		Sediment		Sediment		Sediment		Sediment		Sediment		Sediment		Sediment	
Method	Parameter Name	Units																		
Lloyd Kahn	TOTAL ORGANIC CARBON	mg/kg	10700		14100	J	10600	J	6810	J	15800	J	5280	J	7010	J	6220	J	32800	J
SM2540G	SOLIDS, PERCENT	%	58.1		60.6		59.8		53.5		60.7		57.1		45.6		46.2		45.8	
SW7471	MERCURY	mg/kg	3.1	J	1.3		2.1		1.5		0.83		0.061		0.021	UJ	0.027	J	0.72	J
SW8082	AROCLOR-1016	ug/kg	5.7	U	5.5	U	5.5	U	6.2	U	5.5	U	5.8	U	7.2	UJ	7.1	UJ	7.2	UJ
SW8082	AROCLOR-1221	ug/kg	5.7	U	5.5	U	5.5	U	6.2	U	5.5	U	5.8	U	7.2	UJ	7.1	UJ	7.2	UJ
SW8082	AROCLOR-1232	ug/kg	5.7	U	5.5	U	5.5	U	6.2	U	5.5	U	5.8	U	7.2	UJ	7.1	UJ	7.2	UJ
SW8082	AROCLOR-1242	ug/kg	5.7	U	5.5	U	5.5	U	6.2	U	5.5	U	5.8	U	7.2	UJ	7.1	UJ	7.2	UJ
SW8082	AROCLOR-1248	ug/kg	5.7	U	111		178		13.8	J	8.1		5.8	U	7.2	UJ	7.1	UJ	7.2	UJ
SW8082	AROCLOR-1254	ug/kg	125	J	48.7		92.7		9.4		5.5	U	5.8	U	7.2	UJ	7.1	UJ	7.2	UJ
SW8082	AROCLOR-1260	ug/kg	71.3	J	20.7		22.9		6.2	U	5.5	U	5.8	U	7.2	UJ	7.1	UJ	7.2	UJ
SW8082	AROCLOR-1268	ug/kg	5.7	U	5.5	U	5.5	U	6.2	U	5.5	U	5.8	U	7.2	UJ	7.1	UJ	7.2	UJ
SW8082	PCBS, N.O.S.	ug/kg	196	J	180		294		23.2	J	8.1		5.8	U	7.2	UJ	7.1	UJ	7.2	UJ
SW8260	1,2,3-TRICHLOROBENZENE	ug/kg	600	U	610	U	560	U	1700	U	1400	U	600	U	910	UJ	770	UJ	10	UJ
SW8260	1,2,4-TRICHLOROBENZENE	ug/kg	600	U	610	U	560	U	1700	U	1400	U	600	U	910	UJ	770	UJ	10	UJ
SW8260	1,2-DICHLOROBENZENE	ug/kg	600	U	610	U	560	U	1700	U	1400	U	600	U	910	UJ	770	UJ	10	UJ
SW8260	1,3,5-TRICHLOROBENZENE	ug/kg	600	U	610	U	560	U	1700	U	1400	U	600	U	910	UJ	770	UJ	10	UJ
SW8260	1,3-DICHLOROBENZENE	ug/kg	600	U	610	U	560	U	1700	U	1400	U	600	U	910	UJ	770	UJ	10	UJ
SW8260	1,4-DICHLOROBENZENE	ug/kg	600	U	610	U	560	U	1700	U	1400	U	600	U	910	UJ	770	UJ	1	J
SW8260	BENZENE	ug/kg	8940		3550		3390		3350		1670		657		3330	J	3900	J	144	J
SW8260	CHLOROBENZENE	ug/kg	600	U	610	U	560	U	1700	U	1400	U	600	U	910	UJ	770	UJ	10	UJ
SW8260	ETHYLBENZENE	ug/kg	2720		913		991		1360		894		174		459	J	451	J	2.3	J
SW8260	NAPHTHALENE	ug/kg	26300		46300		88900		99400		105000		44500		57000	J	54000	J	45.2	J
SW8260	O-XYLENE	ug/kg	7840		3480		5520		7770		5100		1180		2890	J	2690	J	51	J
SW8260	TOLUENE	ug/kg	28200		10900		14500		18400		6270		1610		7100	J	7340	J	14.8	J
SW8260	XYLENES, M & P	ug/kg	29000		12500		19700		28200		19300		4090		10000	J	9840	J	39.5	J
SW8260	XYLENES, TOTAL	ug/kg	36800		16000		25200		35900		24400		5270		12900	J	12500	J	90.6	J
SW8270	ACENAPHTHENE	ug/kg	52.6		19.8		39.2		36.4		37.2		5	U	6.3	UJ	6.2	UJ	49.9	J
SW8270	ACENAPHTHYLENE	ug/kg	68.1		32.7		46.5		42.3		17.3		5.25		6.3	UJ	6.2	UJ	116	J
SW8270	ANTHRACENE	ug/kg	114		55.9		132		5.3	U	4.7	U	5	U	6.3	UJ	6.2	UJ	167	J
SW8270	BENZO(A)ANTHRACENE	ug/kg	225		168		205		141		150		28.3		6.3	UJ	6.2	UJ	377	J
SW8270	BENZO(A)PYRENE	ug/kg	175		110		129		63.3		32.5		13.7		6.3	UJ	6.2	UJ	407	J
SW8270	BENZO(B)FLUORANTHENE	ug/kg	165		112		132		86.6		105		25.3		6.3	UJ	6.2	UJ	427	J
SW8270	BENZO(G,H,I)PERYLENE	ug/kg	108		77		78.5		38.4		21.8		15.5		6.3	UJ	6.2	UJ	208	J
SW8270	BENZO(K)FLUORANTHENE	ug/kg	184		95.4		122		65.5		30.2		14.4		6.3	UJ	6.2	UJ	289	J
SW8270	CHRYSENE	ug/kg	338		145		190		132		144		22		6.3	UJ	6.2	UJ	516	J
SW8270	DIBENZO(A,H)ANTHRACENE	ug/kg	41.6		37.9		41.3		21.4		15.3		5	U	6.3	UJ	6.2	UJ	110	J
SW8270	FLUORANTHENE	ug/kg	522		219		488		59		196		63		6.3	UJ	6.2	UJ	801	J
SW8270	FLUORENE	ug/kg	92.5		108		216		117		659		17.1		6.3	UJ	6.2	UJ	118	J
SW8270	INDENO(1,2,3-CD)PYRENE	ug/kg	90.9		74		93		40.8		25.7		12.6		6.3	UJ	6.2	UJ	206	J
SW8270	PHENANTHRENE	ug/kg	503		153		581		229		1270		37.9		6.3	UJ	6.2	UJ	432	J
SW8270	PHENOL	ug/kg	202		117	J	247	J	285	J	144	J	259	J	353	J	354	J	325	J
SW8270	PYRENE	ug/kg	592		258		469		340		209		77.5		6.3	UJ	6.2	UJ	1040	J
SW9045	pH	S.U.	7.84		9.05		10.96		11.08		11.38		11.3		11.28	J	11.2	J	9.8	J

		Location	OL-VC-30183		OL-VC-30183		OL-VC-30184		OL-VC-30184		OL-VC-30184		OL-VC-30185		OL-VC-30185		OL-VC-30185		OL-VC-30186	
		Sample Depth	1.00-2.00 Ft		2.00-3.00 Ft		0.00-1.00 Ft		1.00-2.00 Ft		2.00-3.00 Ft		0.00-1.00 Ft		1.00-2.00 Ft		2.00-3.00 Ft		0.00-1.00 Ft	
		Field Sample ID	OL-1377-09		OL-1377-10		OL-1377-11		OL-1377-12		OL-1377-13		OL-1377-14		OL-1377-15		OL-1377-16		OL-1377-17	
		Sample Date	11/2/2010		11/2/2010		11/2/2010		11/2/2010		11/2/2010		11/2/2010		11/2/2010		11/2/2010		11/2/2010	
		SDG	JA60497		JA60497		JA60497		JA60497		JA60497		JA60497		JA60497		JA60497		JA60497	
		Matrix	SOIL		SOIL		SOIL		SOIL		SOIL		SOIL		SOIL		SOIL		SOIL	
		Sample Purpose	Regular sample		Regular sample		Regular sample		Regular sample		Regular sample		Regular sample		Regular sample		Regular sample		Regular sample	
		Sample Type	Sediment		Sediment		Sediment		Sediment		Sediment		Sediment		Sediment		Sediment		Sediment	
Method	Parameter Name	Units																		
Lloyd Kahn	TOTAL ORGANIC CARBON	mg/kg	7490	J	9700	J	23000	J	2180	J	1490	J	7750	J	1210	J	4720	J	8350	J
SM2540G	SOLIDS, PERCENT	%	35.3		36.8		42.6		28.5		27.1		37.9		25.8		30.1		51.1	
SW7471	MERCURY	mg/kg	0.33	J	0.35	J	1.6	J	0.18	J	0.1	J	0.39	J	0.14	J	0.097	J	0.11	
SW8082	AROCLOR-1016	ug/kg	9.4	UJ	9.1	UJ	7.7	UJ	12	UJ	12	UJ	8.7	UJ	13	UJ	11	UJ	6.5	U
SW8082	AROCLOR-1221	ug/kg	9.4	UJ	9.1	UJ	7.7	UJ	12	UJ	12	UJ	8.7	UJ	13	UJ	11	UJ	6.5	U
SW8082	AROCLOR-1232	ug/kg	9.4	UJ	9.1	UJ	7.7	UJ	12	UJ	12	UJ	8.7	UJ	13	UJ	11	UJ	6.5	U
SW8082	AROCLOR-1242	ug/kg	9.4	UJ	9.1	UJ	7.7	UJ	12	UJ	12	UJ	8.7	UJ	13	UJ	11	UJ	6.5	U
SW8082	AROCLOR-1248	ug/kg	9.4	UJ	9.1	UJ	20.3	J	12	UJ	12	UJ	8.7	UJ	15.6	J	11	UJ	6.5	U
SW8082	AROCLOR-1254	ug/kg	9.4	UJ	9.1	UJ	11.9	J	12	UJ	12	UJ	8.7	UJ	13	UJ	11	UJ	6.5	U
SW8082	AROCLOR-1260	ug/kg	9.4	UJ	9.1	UJ	7.7	UJ	12	UJ	12	UJ	8.7	UJ	13	UJ	11	UJ	6.5	U
SW8082	AROCLOR-1268	ug/kg	9.4	UJ	9.1	UJ	7.7	UJ	12	UJ	12	UJ	8.7	UJ	13	UJ	11	UJ	6.5	U
SW8082	PCBS, N.O.S.	ug/kg	9.4	UJ	9.1	UJ	32.2	J	12	UJ	12	UJ	8.7	UJ	15.6	J	11	UJ	6.5	U
SW8260	1,2,3-TRICHLOROBENZENE	ug/kg	16	UJ	14	UJ	11	UJ	21	UJ	21	UJ	12	UJ	23	UJ	17	UJ	11	UJ
SW8260	1,2,4-TRICHLOROBENZENE	ug/kg	16	UJ	14	UJ	1.8	J	21	UJ	21	UJ	12	UJ	23	UJ	17	UJ	11	UJ
SW8260	1,2-DICHLOROBENZENE	ug/kg	16	UJ	1.9	J	10.6	J	2.1	J	21	UJ	4.4	J	23	UJ	1.4	J	11	UJ
SW8260	1,3,5-TRICHLOROBENZENE	ug/kg	16	UJ	14	UJ	11	UJ	21	UJ	21	UJ	12	UJ	23	UJ	17	UJ	11	UJ
SW8260	1,3-DICHLOROBENZENE	ug/kg	16	UJ	14	UJ	1.5	J	21	UJ	21	UJ	1.5	J	23	UJ	17	UJ	11	UJ
SW8260	1,4-DICHLOROBENZENE	ug/kg	1.7	J	4.6	J	4.2	J	1.9	J	21	UJ	3.2	J	23	UJ	1.8	J	11	UJ
SW8260	BENZENE	ug/kg	191	J	123	J	130	J	648	J	279	J	16.7	J	6.7	J	15.7	J	2450	J
SW8260	CHLOROBENZENE	ug/kg	16	UJ	14	UJ	2	J	21	UJ	21	UJ	3	J	23	UJ	17	UJ	3.9	J
SW8260	ETHYLBENZENE	ug/kg	7.2	J	28.1	J	8.1	J	6.6	J	9.6	J	2.7	J	4.6	UJ	3.3	J	5700	
SW8260	NAPHTHALENE	ug/kg	68.8	J	203	J	64.8	J	68.9	J	96.3	J	29.1	J	23.4	J	50.4	J	536000	
SW8260	O-XYLENE	ug/kg	118	J	350	J	112	J	102	J	169	J	30.5	J	12.8	J	45.4	J	32700	
SW8260	TOLUENE	ug/kg	16.2	J	36.2	J	21.1	J	18.2	J	14	J	7.4	J	9.8	J	11.3	J	36100	
SW8260	XYLENES, M & P	ug/kg	154	J	625	J	109	J	139	J	235	J	32.7	J	15.3	J	57.6	J	125000	
SW8260	XYLENES, TOTAL	ug/kg	272	J	975	J	221	J	241	J	404	J	63.2	J	28.1	J	103	J	158000	
SW8270	ACENAPHTHENE	ug/kg	65.7	J	49.1	J	126	J	30.1	J	23.7	J	50.5	J	11	UJ	15.2	J	350	
SW8270	ACENAPHTHYLENE	ug/kg	182	J	180	J	151	J	28.8	J	17	J	115	J	11	UJ	24.8	J	712	
SW8270	ANTHRACENE	ug/kg	244	J	236	J	277	J	69.5	J	39.3	J	154	J	32.1	J	103	J	1790	
SW8270	BENZO(A)ANTHRACENE	ug/kg	510	J	526	J	424	J	134	J	70.6	J	316	J	40.8	J	162	J	1280	
SW8270	BENZO(A)PYRENE	ug/kg	523	J	329	J	446	J	84.2	J	42.7	J	216	J	24.4	J	87.6	J	688	
SW8270	BENZO(B)FLUORANTHENE	ug/kg	585	J	407	J	384	J	137	J	71.6	J	246	J	44.8	J	149	J	801	
SW8270	BENZO(G,H,I)PERYLENE	ug/kg	304	J	181	J	249	J	53.9	J	25.4	J	154	J	22.5	J	49.2	J	261	
SW8270	BENZO(K)FLUORANTHENE	ug/kg	331	J	194	J	371	J	46.8	J	26.2	J	205	J	18.7	J	47.2	J	628	
SW8270	CHRYSENE	ug/kg	617	J	585	J	557	J	118	J	66.2	J	291	J	37	J	133	J	1160	
SW8270	DIBENZO(A,H)ANTHRACENE	ug/kg	123	J	80	J	138	J	28.3	J	8.99	J	92.6	J	8.37	J	18.2	J	162	
SW8270	FLUORANTHENE	ug/kg	955	J	865	J	972	J	257	J	136	J	545	J	103	J	431	J	4880	
SW8270	FLUORENE	ug/kg	194	J	103	J	202	J	35.1	J	27.7	J	129	J	11	UJ	43.3	J	2020	
SW8270	INDENO(1,2,3-CD)PYRENE	ug/kg	323	J	193	J	256	J	55.1	J	25.2	J	168	J	21.2	J	56	J	347	
SW8270	PHENANTHRENE	ug/kg	607	J	481	J	867	J	250	J	143	J	397	J	92.6	J	307	J	10200	
SW8270	PHENOL	ug/kg	3440	J	1760	J	257	J	3110	J	2280	J	1540	J	3690	J	3020	J	386	J
SW8270	PYRENE	ug/kg	1110	J	1150	J	1100	J	253	J	128	J	603	J	95	J	379	J	4490	
SW9045	pH	S.U.	11.02	J	11.44	J	10.18	J	11.39	J	11.7	J	11.18	J	11.69	J	11.97	J	11.53	

		Location	OL-VC-30186		OL-VC-30186		OL-VC-40269	
		Sample Depth	1.00-2.00 Ft		2.00-3.00 Ft		0-1 Ft	
		Field Sample ID	OL-1377-18		OL-1377-19		OL-1276-20	
		Sample Date	11/2/2010		11/2/2010		6/9/2010	
		SDG	JA60497		JA60497		JA48615	
		Matrix	SOIL		SOIL		SOIL	
		Sample Purpose	Regular sample		Regular sample		Regular sample	
		Sample Type	Sediment		Sediment		Sediment	
Method	Parameter Name	Units						
Lloyd Kahn	TOTAL ORGANIC CARBON	mg/kg	5240	J	6240	J	13100	J
SM2540G	SOLIDS, PERCENT	%	62.1		58.4		52.8	
SW7471	MERCURY	mg/kg	0.015	U	0.019	J	0.14	
SW8082	AROCLOR-1016	ug/kg	5.3	U	5.6	U	6.2	U
SW8082	AROCLOR-1221	ug/kg	5.3	U	5.6	U	6.2	U
SW8082	AROCLOR-1232	ug/kg	5.3	U	5.6	U	6.2	U
SW8082	AROCLOR-1242	ug/kg	5.3	U	5.6	U	6.2	U
SW8082	AROCLOR-1248	ug/kg	5.3	U	5.6	U	6.2	U
SW8082	AROCLOR-1254	ug/kg	5.3	U	5.6	U	6.2	U
SW8082	AROCLOR-1260	ug/kg	5.3	U	5.6	U	6.2	U
SW8082	AROCLOR-1268	ug/kg	5.3	U	5.6	U	6.2	U
SW8082	PCBS, N.O.S.	ug/kg	5.3	U	5.6	U	6.2	U
SW8260	1,2,3-TRICHLOROBENZENE	ug/kg	530	U	1400	U	10	U
SW8260	1,2,4-TRICHLOROBENZENE	ug/kg	530	U	1400	U	10	U
SW8260	1,2-DICHLOROBENZENE	ug/kg	530	U	1400	U	10	U
SW8260	1,3,5-TRICHLOROBENZENE	ug/kg	530	U	1400	U	10	U
SW8260	1,3-DICHLOROBENZENE	ug/kg	530	U	1400	U	10	U
SW8260	1,4-DICHLOROBENZENE	ug/kg	530	U	1400	U	10	U
SW8260	BENZENE	ug/kg	234		575		2.1	U
SW8260	CHLOROBENZENE	ug/kg	530	U	1400	U	10	U
SW8260	ETHYLBENZENE	ug/kg	201		391		2.1	U
SW8260	NAPHTHALENE	ug/kg	61500		62600		10	U
SW8260	O-XYLENE	ug/kg	1440		2600		2.1	U
SW8260	TOLUENE	ug/kg	1720		3460		0.97	J
SW8260	XYLENES, M & P	ug/kg	4880		8920		4.1	U
SW8260	XYLENES, TOTAL	ug/kg	6320		11500		4.1	U
SW8270	ACENAPHTHENE	ug/kg	57.1		4.9	U	5.4	U
SW8270	ACENAPHTHYLENE	ug/kg	4.6	U	4.9	U	5.4	U
SW8270	ANTHRACENE	ug/kg	62.1		4.9	U	5.4	U
SW8270	BENZO(A)ANTHRACENE	ug/kg	20.3		4.9	U	5.4	U
SW8270	BENZO(A)PYRENE	ug/kg	4.6	U	4.9	U	5.4	U
SW8270	BENZO(B)FLUORANTHENE	ug/kg	9.15		4.9	U	5.4	U
SW8270	BENZO(G,H,I)PERYLENE	ug/kg	4.6	U	4.9	U	5.4	U
SW8270	BENZO(K)FLUORANTHENE	ug/kg	8.35		4.9	U	5.4	U
SW8270	CHRYSENE	ug/kg	13.7		4.9	U	5.4	U
SW8270	DIBENZO(A,H)ANTHRACENE	ug/kg	4.6	U	4.9	U	5.4	U
SW8270	FLUORANTHENE	ug/kg	85.2		4.9	U	5.4	U
SW8270	FLUORENE	ug/kg	53.4		4.9	U	5.4	U
SW8270	INDENO(1,2,3-CD)PYRENE	ug/kg	4.6	U	4.9	U	5.4	U
SW8270	PHENANTHRENE	ug/kg	196		4.9	U	5.4	U
SW8270	PHENOL	ug/kg	134	J	152	J	54	U
SW8270	PYRENE	ug/kg	74.3		4.9	U	5.4	U
SW9045	pH	S.U.	11.44		11.53		8.11	

		Location	OL-VC-50084		OL-VC-50084		OL-VC-50084		OL-VC-50085		OL-VC-50085		OL-VC-50085		OL-VC-50086		OL-VC-50086		OL-VC-50086	
		Sample Depth	0-1 Ft		1-2 Ft		2-3 Ft		0-1 Ft		1-2 Ft		2-3 Ft		0-1 Ft		1-2 Ft		1-2 Ft	
		Field Sample ID	OL-1277-18		OL-1277-19		OL-1277-20		OL-1278-04		OL-1278-05		OL-1278-06		OL-1278-07		OL-1278-08		OL-1278-09	
		Sample Date	6/9/2010		6/9/2010		6/9/2010		6/9/2010		6/9/2010		6/9/2010		6/9/2010		6/9/2010		6/9/2010	
		SDG	JA48614		JA48614		JA48614		JA48616		JA48616		JA48616		JA48616		JA48616		JA48616	
		Matrix	SOIL		SOIL		SOIL		SOIL		SOIL		SOIL		SOIL		SOIL		SOIL	
		Sample Purpose	Regular sample		Regular sample		Regular sample		Regular sample		Regular sample		Regular sample		Regular sample		Regular sample		Field duplicate	
		Sample Type	Sediment		Sediment		Sediment		Sediment		Sediment		Sediment		Sediment		Sediment		Sediment	
Method	Parameter Name	Units																		
Lloyd Kahn	TOTAL ORGANIC CARBON	mg/kg	42700	J	62400	J	48100	J	21100		32600	J	22300	J	27000	J	57000	J	71000	J
SM2540G	SOLIDS, PERCENT	%	36.2		32.5		38.7		50.7		38.9		49.6		37.1		29.4		29.1	
SW7471	MERCURY	mg/kg	2.7	J	13.8	J	6.6	J	0.022	U	0.038	J	0.024	J	1.6	J	8.6	J	24.5	J
SW8082	AROCLOR-1016	ug/kg	9.2	UJ	10	UJ	8.6	UJ	6.5	U	8.4	UJ	6.7	UJ	8.9	UJ	11	UJ	11	UJ
SW8082	AROCLOR-1221	ug/kg	9.2	UJ	10	UJ	8.6	UJ	6.5	U	8.4	UJ	6.7	UJ	8.9	UJ	11	UJ	11	UJ
SW8082	AROCLOR-1232	ug/kg	9.2	UJ	10	UJ	8.6	UJ	6.5	U	8.4	UJ	6.7	UJ	8.9	UJ	11	UJ	11	UJ
SW8082	AROCLOR-1242	ug/kg	2530	J	2610	J	283	J	6.5	U	8.4	UJ	6.7	UJ	125	J	2370	J	3390	J
SW8082	AROCLOR-1248	ug/kg	9.2	UJ	10	UJ	8.6	UJ	6.5	U	8.4	UJ	6.7	UJ	8.9	UJ	11	UJ	11	UJ
SW8082	AROCLOR-1254	ug/kg	1040	J	2000	J	936	J	6.5	U	8.4	UJ	6.7	UJ	70.1	J	1130	J	1470	J
SW8082	AROCLOR-1260	ug/kg	425	J	502	J	327	J	6.5	U	8.4	UJ	6.7	UJ	26.4	J	357	J	443	J
SW8082	AROCLOR-1268	ug/kg	9.2	UJ	10	UJ	8.6	UJ	6.5	U	8.4	UJ	6.7	UJ	8.9	UJ	11	UJ	11	UJ
SW8082	PCBS, N.O.S.	ug/kg	4000	J	5110	J	1550	J	6.5	U	8.4	UJ	6.7	UJ	222	J	3860	J	5300	J
SW8260	1,2,3-TRICHLOROBENZENE	ug/kg	15	UJ	77	UJ	14	UJ	11	U	15	UJ	11	UJ	14	UJ	18	UJ	19	UJ
SW8260	1,2,4-TRICHLOROBENZENE	ug/kg	15	UJ	25	J	14	UJ	11	U	15	UJ	11	UJ	14	UJ	18	UJ	19	UJ
SW8260	1,2-DICHLOROBENZENE	ug/kg	15	UJ	65.8	J	2.1	J	11	U	15	UJ	0.58	J	14	UJ	10	J	11.9	J
SW8260	1,3,5-TRICHLOROBENZENE	ug/kg	1.7	J	39.2	J	14	UJ	11	UJ	15	UJ	11	UJ	14	UJ	8.1	J	7.8	J
SW8260	1,3-DICHLOROBENZENE	ug/kg	5	J	50.1	J	14	UJ	11	U	15	UJ	11	UJ	2.5	J	14.7	J	13.9	J
SW8260	1,4-DICHLOROBENZENE	ug/kg	13.1	J	144	J	1.9	J	11	U	15	UJ	11	UJ	6.5	J	29.7	J	29.1	J
SW8260	BENZENE	ug/kg	3	J	24.9	J	4.4	J	2.2	U	2.9	UJ	2.1	UJ	2.8	UJ	5	J	5.8	J
SW8260	CHLOROBENZENE	ug/kg	45.2	J	262	J	2.2	J	0.85	J	15	UJ	1.2	J	18.4	J	45.6	J	44.9	J
SW8260	ETHYLBENZENE	ug/kg	2.4	J	50.8	J	5.5	J	2.2	U	2.9	UJ	0.85	J	2.8	UJ	3.6	UJ	3.8	UJ
SW8260	NAPHTHALENE	ug/kg	9.4	J	392	J	51.9	J	11	U	15	UJ	11	UJ	14	UJ	3.6	J	3	J
SW8260	O-XYLENE	ug/kg	3.4	J	48	J	5.2	J	2.2	U	2.9	UJ	2.1	UJ	2.1	J	6.7	J	7.3	J
SW8260	TOLUENE	ug/kg	2.9	J	22.5	J	3.2	J	0.75	J	1	J	2.2	J	2.8	UJ	1.3	J	1.3	J
SW8260	XYLENES, M & P	ug/kg	4.9	J	81.8	J	4.4	J	4.4	U	5.8	UJ	2.9	J	2.7	J	10.3	J	11.5	J
SW8260	XYLENES, TOTAL	ug/kg	8.4	J	130	J	9.6	J	4.4	U	5.8	UJ	3.8	J	4.8	J	17	J	18.9	J
SW8270	ACENAPHTHENE	ug/kg	21.9	J	8.8	UJ	45	J	5.9	U	7.7	UJ	6	UJ	65	J	188	J	257	J
SW8270	ACENAPHTHYLENE	ug/kg	16.8	J	54.7	J	59.3	J	5.9	U	7.7	UJ	6	UJ	152	J	244	J	325	J
SW8270	ANTHRACENE	ug/kg	36.1	J	154	J	93.2	J	5.9	U	9.3	J	6	UJ	184	J	859	J	1340	J
SW8270	BENZO(A)ANTHRACENE	ug/kg	102	J	253	J	171	J	5.9	U	7.7	UJ	6	UJ	421	J	1250	J	1380	J
SW8270	BENZO(A)PYRENE	ug/kg	95.1	J	210	J	153	J	5.9	U	7.7	UJ	6	UJ	570	J	1280	J	1250	J
SW8270	BENZO(B)FLUORANTHENE	ug/kg	97.3	J	262	J	144	J	5.9	U	7.7	UJ	6	UJ	484	J	1550	J	1580	J
SW8270	BENZO(G,H,I)PERYLENE	ug/kg	70.5	J	141	J	102	J	5.9	U	7.7	UJ	6	UJ	390	J	1000	J	929	J
SW8270	BENZO(K)FLUORANTHENE	ug/kg	96.3	J	188	J	163	J	5.9	U	7.7	UJ	6	UJ	334	J	809	J	629	J
SW8270	CHRYSENE	ug/kg	105	J	297	J	215	J	5.9	U	7.7	UJ	6	UJ	562	J	1670	J	1790	J
SW8270	DIBENZO(A,H)ANTHRACENE	ug/kg	23.7	J	58.7	J	34.6	J	5.9	U	7.7	UJ	6	UJ	138	J	219	J	237	J
SW8270	FLUORANTHENE	ug/kg	213	J	862	J	451	J	5.9	U	18.1	J	6	UJ	979	J	3710	J	4110	J
SW8270	FLUORENE	ug/kg	7.9	UJ	8.8	UJ	53.8	J	5.9	U	7.7	UJ	6	UJ	79.4	J	1350	J	2970	J
SW8270	INDENO(1,2,3-CD)PYRENE	ug/kg	60.1	J	133	J	87.3	J	5.9	U	7.7	UJ	6	UJ	355	J	884	J	765	J
SW8270	PHENANTHRENE	ug/kg	135	J	873	J	357	J	5.9	U	19.8	J	6	UJ	396	J	2220	J	3170	J
SW8270	PYRENE	ug/kg	218	J	854	J	541	J	5.9	U	9.82	J	6	UJ	891	J	3220	J	3710	J
SW9045	pH	S.U.	7.7	J	7.53	J	7.71	J	7.66		7.2	J	7.51	J	6.89	J	7.35	J	7.34	J

		Location	OL-VC-50086		OL-VC-50091		OL-VC-50091		OL-VC-50091		OL-VC-50091		OL-VC-60264		OL-VC-60264		OL-VC-60264		OL-VC-60264	
		Sample Depth	2-3 Ft		0-1 Ft		1-2 Ft		1-2 Ft		2-3 Ft		0-1 Ft		1-2 Ft		2-3 Ft		3-4 Ft	
		Field Sample ID	OL-1278-10		OL-1277-11		OL-1277-12		OL-1277-13		OL-1277-14		OL-1284-16		OL-1284-17		OL-1284-18		OL-1284-19	
		Sample Date	6/9/2010		6/9/2010		6/9/2010		6/9/2010		6/9/2010		6/10/2010		6/10/2010		6/10/2010		6/10/2010	
		SDG	JA48616		JA48614		JA48614		JA48614		JA48614		JA48746		JA48746		JA48746		JA48746	
		Matrix	SOIL		SOIL		SOIL		SOIL		SOIL		SOIL		SOIL		SOIL		SOIL	
		Sample Purpose	Regular sample		Regular sample		Regular sample		Field duplicate		Regular sample		Regular sample		Regular sample		Regular sample		Regular sample	
		Sample Type	Sediment		Sediment		Sediment		Sediment		Sediment		Sediment		Sediment		Sediment		Sediment	
Method	Parameter Name	Units																		
Lloyd Kahn	TOTAL ORGANIC CARBON	mg/kg	56200	J	8370	J	9740	J	9110	J	12200	J	45500		21400		45000		73600	
SM2540G	SOLIDS, PERCENT	%	34.5		59.3		55.5		57.6		55.5		81.3		75.6		68.3		62.5	
SW7471	MERCURY	mg/kg	16.6	J	0.061		0.02	U	0.02	U	0.021	U	0.89		0.5		0.93		1.6	
SW8082	AROCLOR-1016	ug/kg	48	UJ	5.6	U	6	U	5.8	U	6	U	3.5	U	3.8	U	4.3	U	4.6	U
SW8082	AROCLOR-1221	ug/kg	48	UJ	5.6	U	6	U	5.8	U	6	U	3.5	U	3.8	U	4.3	U	4.6	U
SW8082	AROCLOR-1232	ug/kg	48	UJ	5.6	U	6	U	5.8	U	6	U	3.5	U	3.8	U	4.3	U	4.6	U
SW8082	AROCLOR-1242	ug/kg	1500	J	5.6	U	6	U	5.8	U	6	U	3.5	U	3.8	U	4.3	U	4.6	U
SW8082	AROCLOR-1248	ug/kg	48	UJ	5.6	U	6	U	5.8	U	6	U	3.5	U	3.8	U	4.3	U	4.6	U
SW8082	AROCLOR-1254	ug/kg	1800	J	5.6	U	6	U	5.8	U	6	U	34.8	J	3.8	U	4.3	U	4.6	U
SW8082	AROCLOR-1260	ug/kg	501	J	5.6	U	6	U	5.8	U	6	U	17.8	J	3.8	U	4.3	U	4.6	U
SW8082	AROCLOR-1268	ug/kg	48	UJ	5.6	U	6	U	5.8	U	6	U	3.5	U	3.8	U	4.3	U	4.6	U
SW8082	PCBS, N.O.S.	ug/kg	3800	J	5.6	U	6	U	5.8	U	6	U	52.6	J	3.8	U	4.3	U	4.6	U
SW8260	1,2,3-TRICHLOROBENZENE	ug/kg	15	UJ	8.8	U	9.8	U	9.6	U	9.8	U	6.8	U	7.3	U	8.1	U	8.9	U
SW8260	1,2,4-TRICHLOROBENZENE	ug/kg	15	UJ	8.8	U	9.8	U	9.6	U	9.8	U	6.8	U	7.3	U	8.1	U	8.9	U
SW8260	1,2-DICHLOROBENZENE	ug/kg	12	J	8.8	U	9.8	U	9.6	U	9.8	U	6.8	U	7.3	U	8.1	U	8.9	U
SW8260	1,3,5-TRICHLOROBENZENE	ug/kg	8.9	J	8.8	U	9.8	U	9.6	U	9.8	UJ	6.8	U	7.3	U	8.1	U	8.9	U
SW8260	1,3-DICHLOROBENZENE	ug/kg	10.1	J	8.8	U	9.8	U	9.6	U	9.8	U	6.8	U	7.3	U	8.1	U	8.9	U
SW8260	1,4-DICHLOROBENZENE	ug/kg	29.9	J	8.8	U	9.8	U	9.6	U	9.8	U	1.2	J	1	J	8.1	U	8.9	U
SW8260	BENZENE	ug/kg	8.9	J	1.8	U	2	U	1.9	U	2	U	1.4	U	1.5	U	0.67	J	1.5	J
SW8260	CHLOROBENZENE	ug/kg	31.2	J	8.8	U	9.8	U	9.6	U	9.8	U	0.81	J	7.3	U	8.1	U	8.9	U
SW8260	ETHYLBENZENE	ug/kg	2.3	J	1.8	U	2	U	1.9	U	2	U	1.4	U	1.5	U	1.6	U	1.8	U
SW8260	NAPHTHALENE	ug/kg	5.8	J	8.8	U	9.8	U	9.6	U	9.8	U	6.8	U	7.3	U	25.9		82.3	
SW8260	O-XYLENE	ug/kg	10.1	J	1.8	U	2	U	1.9	U	2	U	1.4	U	1.5	U	1.6	U	1.1	J
SW8260	TOLUENE	ug/kg	1.8	J	1	J	1.3	J	1	J	2	U	1.4	U	1.5	U	0.72	J	0.97	J
SW8260	XYLENES, M & P	ug/kg	14.7	J	1.2	J	2.2	J	1.4	J	3.9	U	2.7	U	2.9	U	1.6	J	2.8	J
SW8260	XYLENES, TOTAL	ug/kg	24.8	J	1.6	J	2.9	J	2	J	3.9	U	2.7	U	2.9	U	2.3	J	3.9	
SW8270	ACENAPHTHENE	ug/kg	444	J	4.8	U	5.1	U	4.9	U	5.1	U	464		10900		7030		2790	
SW8270	ACENAPHTHYLENE	ug/kg	811	J	4.8	U	5.1	U	4.9	U	5.1	U	391		2050		2100		1180	
SW8270	ANTHRACENE	ug/kg	1730	J	4.8	U	5.1	U	4.9	U	5.1	U	792		12600		12100		10600	
SW8270	BENZO(A)ANTHRACENE	ug/kg	2110	J	4.8	U	5.1	U	4.9	U	5.1	U	1950		10800		11600		14100	
SW8270	BENZO(A)PYRENE	ug/kg	2050	J	4.8	U	5.1	U	4.9	U	5.1	U	2000		8080		9700		11800	
SW8270	BENZO(B)FLUORANTHENE	ug/kg	2690	J	4.8	U	5.1	U	4.9	U	5.1	U	1680		5440		7200		10100	
SW8270	BENZO(G,H,I)PERYLENE	ug/kg	1350	J	4.8	U	5.1	U	4.9	U	5.1	U	534		2370		2800		3410	
SW8270	BENZO(K)FLUORANTHENE	ug/kg	655	J	4.8	U	5.1	U	4.9	U	5.1	U	1360		4350		5250		7290	
SW8270	CHRYSENE	ug/kg	2850	J	4.8	U	5.1	U	4.9	U	5.1	U	1820		9840		10500		12000	
SW8270	DIBENZO(A,H)ANTHRACENE	ug/kg	672	J	4.8	U	5.1	U	4.9	U	5.1	U	226		1110		1180		1460	
SW8270	FLUORANTHENE	ug/kg	5910	J	4.8	U	5.1	U	4.9	U	5.1	U	2820		16100		17900		32000	
SW8270	FLUORENE	ug/kg	2630	J	4.8	U	5.1	U	4.9	U	5.1	U	346		9040		6610		3420	
SW8270	INDENO(1,2,3-CD)PYRENE	ug/kg	1210	J	4.8	U	5.1	U	4.9	U	5.1	U	587		2460		2920		3870	
SW8270	PHENANTHRENE	ug/kg	4710	J	4.8	U	5.1	U	4.9	U	5.1	U	1400		48300		35400		19400	
SW8270	PYRENE	ug/kg	6130	J	4.8	U	5.1	U	4.9	U	5.1	U	3080		19800		20400		21100	
SW9045	pH	S.U.	7.51	J	7.92		7.66		7.56		7.44		8.09		7.63		8.22		8.29	

		Location	OL-VC-60264		OL-VC-60264		OL-VC-60264		OL-VC-60264		OL-VC-60264		OL-VC-60264		OL-VC-60264		OL-VC-60265		OL-VC-60265	
		Sample Depth	4-5 Ft		5-6 Ft		5-6 Ft		6-7 Ft		7-8 Ft		8-9 Ft		9-9.8 Ft		0-1 Ft		0-1 Ft	
		Field Sample ID	OL-1284-20		OL-1285-01		OL-1285-02		OL-1285-03		OL-1285-04		OL-1285-05		OL-1285-06		OL-1284-05		OL-1284-06	
		Sample Date	6/10/2010		6/10/2010		6/10/2010		6/10/2010		6/10/2010		6/10/2010		6/10/2010		6/10/2010		6/10/2010	
		SDG	JA48746		JA48776		JA48776		JA48776		JA48776		JA48776		JA48776		JA48746|JA48748R		JA48746|JA48748R	
		Matrix	SOIL		SOIL		SOIL		SOIL		SOIL		SOIL		SOIL		SOIL		SOIL	
		Sample Purpose	Regular sample		Regular sample		Field duplicate		Regular sample		Regular sample		Regular sample		Regular sample		Regular sample		Field duplicate	
		Sample Type	Sediment		Sediment		Sediment		Sediment		Sediment		Sediment		Sediment		Sediment		Sediment	
Method	Parameter Name	Units																		
Lloyd Kahn	TOTAL ORGANIC CARBON	mg/kg	91500		4080	J	4470	J	3800	J	4370	J	7260	J	7750	J	72300	J	12600	J
SM2540G	SOLIDS, PERCENT	%	63.4		73.9		72.3		73.3		70.1		64.2		61.2		75.3		79	
SW7471	MERCURY	mg/kg	0.085		0.015	U	0.016	U	0.015	U	0.017	U	0.017	U	0.019	U	0.91	J	0.37	J
SW8082	AROCLOR-1016	ug/kg	4.6	U	4.5	U	4.6	U	4.5	U	4.7	U	5.2	U	5.4	U	3.9	U	3.7	U
SW8082	AROCLOR-1221	ug/kg	4.6	U	4.5	U	4.6	U	4.5	U	4.7	U	5.2	U	5.4	U	3.9	U	3.7	U
SW8082	AROCLOR-1232	ug/kg	4.6	U	4.5	U	4.6	U	4.5	U	4.7	U	5.2	U	5.4	U	3.9	U	3.7	U
SW8082	AROCLOR-1242	ug/kg	4.6	U	4.5	U	4.6	U	4.5	U	4.7	U	5.2	U	5.4	U	3.9	U	3.7	U
SW8082	AROCLOR-1248	ug/kg	4.6	U	4.5	U	4.6	U	4.5	U	4.7	U	5.2	U	5.4	U	3.9	U	3.7	U
SW8082	AROCLOR-1254	ug/kg	4.6	U	4.5	U	4.6	U	4.5	U	4.7	U	5.2	U	5.4	U	3.9	U	23.5	J
SW8082	AROCLOR-1260	ug/kg	4.6	U	4.5	U	4.6	U	4.5	U	4.7	U	5.2	U	5.4	U	3.9	U	3.7	U
SW8082	AROCLOR-1268	ug/kg	4.6	U	4.5	U	4.6	U	4.5	U	4.7	U	5.2	U	5.4	U	298	J	114	J
SW8082	PCBS, N.O.S.	ug/kg	4.6	U	4.5	U	4.6	U	4.5	U	4.7	U	5.2	U	5.4	U	298		148	
SW8260	1,2,3-TRICHLOROBENZENE	ug/kg	8.8	U	7.5	U	7.7	U	7.6	U	7.9	U	8.7	U	9.1	U	7.4	U	7	U
SW8260	1,2,4-TRICHLOROBENZENE	ug/kg	8.8	U	7.5	U	7.7	U	7.6	U	7.9	U	8.7	U	9.1	U	7.4	U	7	U
SW8260	1,2-DICHLOROBENZENE	ug/kg	8.8	U	7.5	U	7.7	U	7.6	U	7.9	U	8.7	U	9.1	U	7.4	U	7	U
SW8260	1,3,5-TRICHLOROBENZENE	ug/kg	8.8	U	7.5	U	7.7	U	7.6	U	7.9	UJ	8.7	U	9.1	U	7.4	U	7	U
SW8260	1,3-DICHLOROBENZENE	ug/kg	8.8	U	7.5	U	7.7	U	7.6	U	7.9	U	8.7	U	9.1	U	7.4	U	7	U
SW8260	1,4-DICHLOROBENZENE	ug/kg	8.8	U	7.5	U	7.7	U	7.6	U	7.9	U	8.7	U	9.1	U	7.4	U	7	U
SW8260	BENZENE	ug/kg	1.8	U	1.5	U	1.5	U	1.5	U	1.6	U	1.7	U	1.8	U	1.5	U	1.4	U
SW8260	CHLOROBENZENE	ug/kg	8.8	U	7.5	U	7.7	U	7.6	U	7.9	U	8.7	U	9.1	U	7.4	U	7	U
SW8260	ETHYLBENZENE	ug/kg	1.8	U	1.5	U	1.5	U	1.5	U	1.6	U	1.7	U	1.8	U	1.5	U	1.4	U
SW8260	NAPHTHALENE	ug/kg	2.4	J	7.5	U	7.7	U	7.6	U	7.9	U	8.7	U	9.1	U	1.4	J	2.3	J
SW8260	O-XYLENE	ug/kg	1.8	U	1.5	U	1.5	U	1.5	U	1.6	U	1.7	U	1.8	U	1.5	U	1.4	U
SW8260	TOLUENE	ug/kg	1.8	U	1.5	U	0.53	J	0.76	J	1.6	U	1.7	U	1.8	U	1.5	U	1.4	U
SW8260	XYLENES, M & P	ug/kg	3.5	U	3	U	3.1	U	3	U	3.2	U	3.5	U	3.6	U	3	U	2.8	U
SW8260	XYLENES, TOTAL	ug/kg	3.5	U	3	U	3.1	U	3	U	3.2	U	3.5	U	3.6	U	3	U	2.8	U
SW8270	ACENAPHTHENE	ug/kg	2500		19.8	J	80.5	J	4.1	U	4.3	U	4.7	U	4.9	U	1720		1030	
SW8270	ACENAPHTHYLENE	ug/kg	1350		26.2	J	31.1	J	10		4.3	U	4.7	U	4.9	U	510		592	
SW8270	ANTHRACENE	ug/kg	19800		93.7	J	362	J	24.5		12.2		4.7	U	18		4930	J	2630	J
SW8270	BENZO(A)ANTHRACENE	ug/kg	41600		138	J	473	J	42.6		39.3		35.7		52.6		5030	J	4300	J
SW8270	BENZO(A)PYRENE	ug/kg	23200		110	J	380	J	15.7		8.86		13		29		4220	J	3470	J
SW8270	BENZO(B)FLUORANTHENE	ug/kg	21700		77.2	J	278	J	14.8	J	16.3	J	18.2	J	25.4	J	6600	J	5430	J
SW8270	BENZO(G,H,I)PERYLENE	ug/kg	5390		65.3	J	170	J	4.1	U	4.3	U	4.7	U	10.7		1970	J	1730	
SW8270	BENZO(K)FLUORANTHENE	ug/kg	17200		83.7	J	237	J	14.7		9.15		12.3		26.2		1860	J	1450	J
SW8270	CHRYSENE	ug/kg	22900		119	J	424	J	36.5		32.9		26.4		43.4		5300	J	4060	J
SW8270	DIBENZO(A,H)ANTHRACENE	ug/kg	2640		16.2	J	42.4	J	4.1	U	4.3	U	4.7	U	4.9	U	1490		1230	
SW8270	FLUORANTHENE	ug/kg	80300		223	J	999	J	65		37.5		31.5		52.8		14200	J	9960	J
SW8270	FLUORENE	ug/kg	5330		27.4	J	93.5	J	4.1	U	4.3	U	4.7	U	4.9	U	2090	J	1160	
SW8270	INDENO(1,2,3-CD)PYRENE	ug/kg	6760		53	J	156	J	4.1	U	4.3	U	4.7	U	13.9		2420	J	2050	J
SW8270	PHENANTHRENE	ug/kg	53100		148	J	683	J	40.2		22		4.7	U	37.5		16000	J	9380	J
SW8270	PYRENE	ug/kg	62300		218	J	884	J	74.4		37.9		37		67.8		13700	J	9840	J
SW9045	pH	S.U.	8.23		8.33		8.24		8.01		7.92		7.71		7.61		7.18		7.71	

		Location	OL-VC-60265		OL-VC-60265		OL-VC-60265		OL-VC-60265		OL-VC-60265		OL-VC-60265		OL-VC-60265		OL-VC-60265	
		Sample Depth	1-2 Ft		2-3 Ft		3-4 Ft		4-5 Ft		5-6 Ft		6-7 Ft		7-8 Ft		9-9.7 Ft	
		Field Sample ID	OL-1284-07		OL-1284-08		OL-1284-09		OL-1284-10		OL-1284-11		OL-1284-12		OL-1284-13		OL-1284-14	
		Sample Date	6/10/2010		6/10/2010		6/10/2010		6/10/2010		6/10/2010		6/10/2010		6/10/2010		6/10/2010	
		SDG	JA48746|JA48748R		JA48746|JA48748R		JA48746|JA48748R		JA48746|JA48748R		JA48746|JA48748R		JA48746|JA48748R		JA48746|JA48748R		JA48746|JA48748R	
		Matrix	SOIL		SOIL		SOIL		SOIL		SOIL		SOIL		SOIL		SOIL	
		Sample Purpose	Regular sample		Regular sample		Regular sample		Regular sample		Regular sample		Regular sample		Regular sample		Regular sample	
		Sample Type	Sediment		Sediment		Sediment		Sediment		Sediment		Sediment		Sediment		Sediment	
Method	Parameter Name	Units																
Lloyd Kahn	TOTAL ORGANIC CARBON	mg/kg	48500		18200		9750		15900		18700		19800		9630		11400	
SM2540G	SOLIDS, PERCENT	%	61.2		65.1		66.7		60		65.3		62.4		64.1		66.2	
SW7471	MERCURY	mg/kg	0.79		0.75		0.017	U	0.037	J	0.017	U	0.018	U	0.018	U	0.017	U
SW8082	AROCLOR-1016	ug/kg	4.7	U	4.4	U	4.3	U	4.9	U	4.5	U	5.3	U	4.6	U	4.4	U
SW8082	AROCLOR-1221	ug/kg	4.7	U	4.4	U	4.3	U	4.9	U	4.5	U	5.3	U	4.6	U	4.4	U
SW8082	AROCLOR-1232	ug/kg	4.7	U	4.4	U	4.3	U	4.9	U	4.5	U	5.3	U	4.6	U	4.4	U
SW8082	AROCLOR-1242	ug/kg	4.7	U	4.4	U	4.3	U	4.9	U	4.5	U	5.3	U	4.6	U	4.4	U
SW8082	AROCLOR-1248	ug/kg	4.7	U	4.4	U	4.3	U	4.9	U	4.5	U	5.3	U	4.6	U	4.4	U
SW8082	AROCLOR-1254	ug/kg	4.7	U	4.4	U	4.3	U	4.9	U	4.5	U	5.3	U	4.6	U	4.4	U
SW8082	AROCLOR-1260	ug/kg	4.7	U	4.4	U	4.3	U	4.9	U	4.5	U	5.3	U	4.6	U	4.4	U
SW8082	AROCLOR-1268	ug/kg	4.7	U	4.4	U	4.3	U	4.9	U	4.5	U	5.3	U	4.6	U	4.4	U
SW8082	PCBS, N.O.S.	ug/kg	4.7	U	4.4	U	4.3	U	4.9	U	4.5	U	5.3	U	4.6	U	4.4	U
SW8260	1,2,3-TRICHLOROBENZENE	ug/kg	9.1	U	8	U	7.6	U	8.5	U	8.5	U	8.9	U	8	U	7.4	U
SW8260	1,2,4-TRICHLOROBENZENE	ug/kg	9.1	U	8	U	7.6	U	8.5	U	8.5	U	8.9	U	8	U	7.4	U
SW8260	1,2-DICHLOROBENZENE	ug/kg	9.1	U	8	U	7.6	U	8.5	U	8.5	U	8.9	U	8	U	7.4	U
SW8260	1,3,5-TRICHLOROBENZENE	ug/kg	9.1	U	8	U	7.6	UJ	8.5	U	8.5	UJ	8.9	U	8	U	7.4	U
SW8260	1,3-DICHLOROBENZENE	ug/kg	9.1	U	8	U	7.6	U	8.5	U	8.5	U	8.9	U	8	U	7.4	U
SW8260	1,4-DICHLOROBENZENE	ug/kg	9.1	U	8	U	7.6	U	8.5	U	8.5	U	8.9	U	8	U	7.4	U
SW8260	BENZENE	ug/kg	1.8	U	1.6	U	1.5	U	1.7	U	1.7	U	1.8	U	1.6	U	1.5	U
SW8260	CHLOROBENZENE	ug/kg	9.1	U	8	U	7.6	U	8.5	U	8.5	U	8.9	U	8	U	7.4	U
SW8260	ETHYLBENZENE	ug/kg	1.8	U	1.6	U	1.5	U	1.7	U	1.7	U	1.8	U	1.6	U	1.5	U
SW8260	NAPHTHALENE	ug/kg	8	J	8	U	7.6	U	8.5	U	8.5	U	8.9	U	8	U	7.4	U
SW8260	O-XYLENE	ug/kg	3.6		1.6	U	1.5	U	1.7	U	1.7	U	1.8	U	1.6	U	1.5	U
SW8260	TOLUENE	ug/kg	1.8	U	1.6	U	1.5	U	1.7	U	1.7	U	1.8	U	1.6	U	1.5	U
SW8260	XYLENES, M & P	ug/kg	1.7	J	3.2	U	3.1	U	3.4	U	3.4	U	3.6	U	3.2	U	3	U
SW8260	XYLENES, TOTAL	ug/kg	5.3		3.2	U	3.1	U	3.4	U	3.4	U	3.6	U	3.2	U	3	U
SW8270	ACENAPHTHENE	ug/kg	1650		84.8		4.1	U	4.7	U	5.7	U	4.3	U	4.3	U	4.1	UJ
SW8270	ACENAPHTHYLENE	ug/kg	825		119		4.1	U	4.7	U	5.7	U	4.3	U	4.3	U	4.1	UJ
SW8270	ANTHRACENE	ug/kg	1970		471		4.1	U	4.7	U	5.7	U	4.3	U	4.3	U	4.1	UJ
SW8270	BENZO(A)ANTHRACENE	ug/kg	2680		1100		4.1	U	4.7	U	5.7	U	4.3	U	4.3	U	4.1	UJ
SW8270	BENZO(A)PYRENE	ug/kg	1380		691		4.1	U	4.7	U	5.7	U	4.3	U	4.3	U	4.1	UJ
SW8270	BENZO(B)FLUORANTHENE	ug/kg	1240	J	611		4.1	UJ	4.7	UJ	5.7	UJ	4.3	UJ	4.3	UJ	4.1	UJ
SW8270	BENZO(G,H,I)PERYLENE	ug/kg	689		444		4.1	U	4.7	U	5.7	U	4.3	U	4.3	U	4.1	UJ
SW8270	BENZO(K)FLUORANTHENE	ug/kg	822	J	105	J	4.1	UJ	4.7	UJ	5.7	UJ	4.3	UJ	4.3	UJ	4.1	UJ
SW8270	CHRYSENE	ug/kg	1720		558		4.1	UJ	4.7	UJ	5.7	UJ	4.3	UJ	4.3	UJ	4.1	UJ
SW8270	DIBENZO(A,H)ANTHRACENE	ug/kg	442		183		4.1	U	4.7	U	5.7	U	4.3	U	4.3	U	4.1	UJ
SW8270	FLUORANTHENE	ug/kg	2840		1170		4.1	U	4.7	U	5.7	U	4.3	U	4.3	U	4.1	UJ
SW8270	FLUORENE	ug/kg	1370		131		4.1	U	4.7	U	5.7	U	4.3	U	4.3	U	4.1	UJ
SW8270	INDENO(1,2,3-CD)PYRENE	ug/kg	732		427		4.1	U	4.7	U	5.7	U	4.3	U	4.3	U	4.1	UJ
SW8270	PHENANTHRENE	ug/kg	5150	J	781		4.1	U	4.7	U	5.7	U	4.3	U	4.3	U	4.1	UJ
SW8270	PYRENE	ug/kg	4750	J	1250	J	4.1	U	4.7	U	5.7	U	4.3	U	4.3	U	4.1	UJ
SW9045	pH	S.U.	7.81		7.77		7.7		7.68		7.81		7.66		7.63		7.78	

		Location	OL-VC-60265		OL-VC-60266		OL-VC-60266		OL-VC-60266		OL-VC-60266		OL-VC-60266		OL-VC-60266		OL-VC-60266	
		Sample Depth	8-9 Ft		0-1 Ft		1-2 Ft		2-3 Ft		3-4 Ft		4-5 Ft		5-6 Ft		6-7 Ft	
		Field Sample ID	OL-1284-15		OL-1298-01		OL-1298-02		OL-1298-03		OL-1298-04		OL-1298-05		OL-1298-06		OL-1298-07	
		Sample Date	6/10/2010		6/14/2010		6/14/2010		6/14/2010		6/14/2010		6/14/2010		6/14/2010		6/14/2010	
		SDG	JA48746|JA48748R		JA49067R|JA49065		JA49067R|JA49065		JA49067R|JA49065		JA49067R|JA49065		JA49067R|JA49065		JA49067R|JA49065		JA49067R|JA49065	
		Matrix	SOIL		SOIL		SOIL		SOIL		SOIL		SOIL		SOIL		SOIL	
		Sample Purpose	Regular sample		Regular sample		Regular sample		Regular sample		Regular sample		Regular sample		Regular sample		Regular sample	
		Sample Type	Sediment		Sediment		Sediment		Sediment		Sediment		Sediment		Sediment		Sediment	
Method	Parameter Name	Units																
Lloyd Kahn	TOTAL ORGANIC CARBON	mg/kg	8040		75600	J	58300	J	13000	J	9270	J	7810	J	61600	J	13800	J
SM2540G	SOLIDS, PERCENT	%	64.7		78.7		59		73.7		68.7		75.7		24.6		61.1	
SW7471	MERCURY	mg/kg	0.018	U	0.26		1.2		0.017	J	0.017	U	0.015	U	0.046	UJ	0.018	U
SW8082	AROCLOR-1016	ug/kg	4.5	U	4.2	U	5.6	U	4.5	U	4.9	U	4.4	U	13	UJ	5.3	U
SW8082	AROCLOR-1221	ug/kg	4.5	U	4.2	U	5.6	U	4.5	U	4.9	U	4.4	U	13	UJ	5.3	U
SW8082	AROCLOR-1232	ug/kg	4.5	U	17.1		5.6	U	4.5	U	4.9	U	4.4	U	13	UJ	5.3	U
SW8082	AROCLOR-1242	ug/kg	4.5	U	4.2	U	5.6	U	4.5	U	4.9	U	4.4	U	13	UJ	5.3	U
SW8082	AROCLOR-1248	ug/kg	4.5	U	4.2	U	5.6	U	4.5	U	4.9	U	4.4	U	13	UJ	5.3	U
SW8082	AROCLOR-1254	ug/kg	4.5	U	26.9		5.6	U	4.5	U	4.9	U	4.4	U	13	UJ	5.3	U
SW8082	AROCLOR-1260	ug/kg	4.5	U	4.2	U	5.6	U	4.5	U	4.9	U	4.4	U	13	UJ	5.3	U
SW8082	AROCLOR-1268	ug/kg	4.5	U	99.2	J	5.6	U	4.5	U	4.9	U	4.4	U	13	UJ	5.3	U
SW8082	PCBS, N.O.S.	ug/kg	4.5	U	143	J	5.6	U	4.5	U	4.9	U	4.4	U	13	UJ	5.3	U
SW8260	1,2,3-TRICHLOROBENZENE	ug/kg	8.6	U	33	U	9	U	6.7	U	7.1	U	7.2	U	22	UJ	8.4	U
SW8260	1,2,4-TRICHLOROBENZENE	ug/kg	8.6	U	33	U	9	U	6.7	U	7.1	U	7.2	U	22	UJ	8.4	U
SW8260	1,2-DICHLOROBENZENE	ug/kg	8.6	U	33	U	9	U	6.7	U	7.1	U	7.2	U	22	UJ	8.4	U
SW8260	1,3,5-TRICHLOROBENZENE	ug/kg	8.6	U	33	U	9	U	6.7	U	7.1	UJ	7.2	U	22	UJ	8.4	U
SW8260	1,3-DICHLOROBENZENE	ug/kg	8.6	U	33	U	9	U	6.7	U	7.1	U	7.2	U	22	UJ	8.4	U
SW8260	1,4-DICHLOROBENZENE	ug/kg	8.6	U	33	U	9	U	6.7	U	7.1	U	7.2	U	22	UJ	8.4	U
SW8260	BENZENE	ug/kg	1.7	U	6.7	U	0.97	J	1.3	U	1.4	U	1.4	U	1.6	J	1.7	U
SW8260	CHLOROBENZENE	ug/kg	8.6	U	33	U	9	U	6.7	U	7.1	U	7.2	U	22	UJ	8.4	U
SW8260	ETHYLBENZENE	ug/kg	1.7	U	6.7	U	1.8	U	1.3	U	1.4	U	1.4	U	4.3	UJ	1.7	U
SW8260	NAPHTHALENE	ug/kg	8.6	U	24.7	J	9.3		1.7	J	7.1	U	1.1	J	18.3	J	8.4	U
SW8260	O-XYLENE	ug/kg	1.7	U	4.5	J	2.5		1.3	U	1.4	U	1.4	U	4.3	UJ	1.7	U
SW8260	TOLUENE	ug/kg	1.7	U	2.1	J	0.63	J	1.3	U	1.4	U	1.4	U	4.3	UJ	1.7	U
SW8260	XYLENES, M & P	ug/kg	3.4	U	3.9	J	2.8	J	2.7	U	2.8	U	2.9	U	8.6	UJ	3.4	U
SW8260	XYLENES, TOTAL	ug/kg	3.4	U	8.4	J	5.3		2.7	U	2.8	U	2.9	U	8.6	UJ	3.4	U
SW8270	ACENAPHTHENE	ug/kg	4.2	U	1060		730		432		7.71		18.4		35.5		4.7	U
SW8270	ACENAPHTHYLENE	ug/kg	4.2	U	836		1400		197		10.8		9.2		5.55		4.7	U
SW8270	ANTHRACENE	ug/kg	4.2	U	2940		2590		2900	J	4	U	3.8	U	3.9	U	4.7	U
SW8270	BENZO(A)ANTHRACENE	ug/kg	4.2	U	6260	J	5060	J	3490	J	4	UJ	3.8	UJ	3.9	UJ	4.7	UJ
SW8270	BENZO(A)PYRENE	ug/kg	4.2	U	3580		3840		2560	J	4	U	3.8	U	3.9	U	4.7	U
SW8270	BENZO(B)FLUORANTHENE	ug/kg	4.2	UJ	4780		2580		2430	J	4	U	3.8	U	3.9	U	4.7	U
SW8270	BENZO(G,H,I)PERYLENE	ug/kg	4.2	U	2170		2050		1090		4	U	3.8	U	3.9	U	4.7	U
SW8270	BENZO(K)FLUORANTHENE	ug/kg	4.2	UJ	2050		2580		1860		4	U	3.8	U	3.9	U	4.7	U
SW8270	CHRYSENE	ug/kg	4.2	UJ	3630		3050		2910	J	4	U	3.8	U	3.9	U	4.7	U
SW8270	DIBENZO(A,H)ANTHRACENE	ug/kg	4.2	U	1290		1250		800		4	U	3.8	U	3.9	U	4.7	U
SW8270	FLUORANTHENE	ug/kg	4.2	U	9100		4870	J	7180	J	4	U	3.8	U	3.9	U	4.7	U
SW8270	FLUORENE	ug/kg	4.2	U	1170		1090		961		4	U	3.8	U	3.9	U	4.7	U
SW8270	INDENO(1,2,3-CD)PYRENE	ug/kg	4.2	U	2310		2030		1300		4	U	3.8	U	3.9	U	4.7	U
SW8270	PHENANTHRENE	ug/kg	4.2	U	10300		4270		5340	J	4	U	3.8	U	3.9	U	4.7	U
SW8270	PYRENE	ug/kg	4.2	U	9670		7390	J	7090	J	4	U	3.8	U	3.9	U	4.7	U
SW9045	pH	S.U.	7.75		7.33		7.01		7.47		7.44		7.62		7.35	J	7.17	

		Location	OL-VC-60266		OL-VC-60267		OL-VC-60267		OL-VC-60267		OL-VC-60267		OL-VC-60267		OL-VC-60267		OL-VC-60267		OL-VC-60267	
		Sample Depth	7-7.8 Ft		0-1 Ft		1-2 Ft		2-3 Ft		3-4 Ft		4-5 Ft		5-6 Ft		6-7 Ft	
		Field Sample ID	OL-1298-08		OL-1288-14		OL-1288-15		OL-1288-16		OL-1288-17		OL-1288-18		OL-1288-19		OL-1288-20	
		Sample Date	6/14/2010		6/11/2010		6/11/2010		6/11/2010		6/11/2010		6/11/2010		6/11/2010		6/11/2010	
		SDG	JA49067R|JA49065		JA48911|JA48912R		JA48911|JA48912R		JA48911|JA48912R		JA48911|JA48912R		JA48911|JA48912R		JA48911|JA48912R		JA48911|JA48912R	
		Matrix	SOIL		SOIL		SOIL		SOIL		SOIL		SOIL		SOIL		SOIL	
		Sample Purpose	Regular sample		Regular sample		Regular sample		Regular sample		Regular sample		Regular sample		Regular sample		Regular sample	
		Sample Type	Sediment		Sediment		Sediment		Sediment		Sediment		Sediment		Sediment		Sediment	
Method	Parameter Name	Units																		
Lloyd Kahn	TOTAL ORGANIC CARBON	mg/kg	7810	J	21300		5590		10700		5460		5440	J	11400	J	23200	
SM2540G	SOLIDS, PERCENT	%	68.1		80.2		70.2		62.8		56.6		49.9		48.4		55.7	
SW7471	MERCURY	mg/kg	0.017	U	0.13		0.18		0.11		0.079		0.12	J	0.19	J	0.67	
SW8082	AROCLOR-1016	ug/kg	4.9	U	4.2	U	4.7	U	5.3	U	5.9	U	6.7	UJ	6.8	UJ	5.9	U
SW8082	AROCLOR-1221	ug/kg	4.9	U	4.2	U	4.7	U	5.3	U	5.9	U	6.7	UJ	6.8	UJ	5.9	U
SW8082	AROCLOR-1232	ug/kg	4.9	U	4.2	U	4.7	U	5.3	U	5.9	U	6.7	UJ	6.8	UJ	5.9	U
SW8082	AROCLOR-1242	ug/kg	4.9	U	4.2	U	4.7	U	5.3	U	5.9	U	6.7	UJ	6.8	UJ	5.9	U
SW8082	AROCLOR-1248	ug/kg	4.9	U	4.2	U	4.7	U	5.3	U	5.9	U	6.7	UJ	6.8	UJ	5.9	U
SW8082	AROCLOR-1254	ug/kg	4.9	U	4.2	U	4.7	U	5.3	U	5.9	U	6.7	UJ	6.8	UJ	5.9	U
SW8082	AROCLOR-1260	ug/kg	4.9	U	4.2	U	4.7	U	5.3	U	5.9	U	6.7	UJ	6.8	UJ	5.9	U
SW8082	AROCLOR-1268	ug/kg	4.9	U	4.2	U	4.7	U	5.3	U	5.9	U	6.7	UJ	6.8	UJ	5.9	U
SW8082	PCBS, N.O.S.	ug/kg	4.9	U	4.2	U	4.7	U	5.3	U	5.9	U	6.7	UJ	6.8	UJ	5.9	U
SW8260	1,2,3-TRICHLOROBENZENE	ug/kg	7.5	U	12	U	7.7	U	8.5	U	8.9	U	9.9	UJ	11	UJ	8.3	U
SW8260	1,2,4-TRICHLOROBENZENE	ug/kg	7.5	U	12	U	7.7	U	8.5	U	8.9	U	9.9	UJ	11	UJ	8.3	U
SW8260	1,2-DICHLOROBENZENE	ug/kg	7.5	U	1.7	J	7.7	U	8.5	U	8.9	U	9.9	UJ	11	UJ	8.3	U
SW8260	1,3,5-TRICHLOROBENZENE	ug/kg	7.5	U	12	U	7.7	U	8.5	U	8.9	U	9.9	UJ	11	UJ	8.3	U
SW8260	1,3-DICHLOROBENZENE	ug/kg	7.5	U	12	U	7.7	U	8.5	U	8.9	U	9.9	UJ	11	UJ	8.3	U
SW8260	1,4-DICHLOROBENZENE	ug/kg	7.5	U	1.2	J	7.7	U	8.5	U	8.9	U	9.9	UJ	11	UJ	8.3	U
SW8260	BENZENE	ug/kg	1.5	U	1.7	J	1.5	U	1.7	U	1.8	U	2	UJ	2.2	UJ	1.7	U
SW8260	CHLOROBENZENE	ug/kg	7.5	U	12	U	7.7	U	8.5	U	8.9	U	9.9	UJ	11	UJ	8.3	U
SW8260	ETHYLBENZENE	ug/kg	1.5	U	148		8.2		1.4	J	1.8	U	2	UJ	2.2	UJ	1.7	U
SW8260	NAPHTHALENE	ug/kg	7.5	U	2330		216		37.6		7.6	J	9.9	UJ	11	UJ	51.7	
SW8260	O-XYLENE	ug/kg	1.5	U	112		12.5		8.1		1.8	U	2	UJ	2.2	UJ	1.3	J
SW8260	TOLUENE	ug/kg	1.5	U	12.9		1.6		0.93	J	1.8	U	0.58	J	2.2	UJ	1.1	J
SW8260	XYLENES, M & P	ug/kg	3	U	63.6		7.8		2.4	J	3.6	U	4	UJ	4.4	UJ	1.7	J
SW8260	XYLENES, TOTAL	ug/kg	3	U	176		20.3		10.6		3.6	U	4	UJ	4.4	UJ	3	J
SW8270	ACENAPHTHENE	ug/kg	4.3	U	1060		963		122		27.2		5.19	J	31.5		227	
SW8270	ACENAPHTHYLENE	ug/kg	4.3	U	502		261		58.3		19.2		14.6		11.6		164	
SW8270	ANTHRACENE	ug/kg	4.3	U	1070		922		390		63		20.4		25.3		622	
SW8270	BENZO(A)ANTHRACENE	ug/kg	4.3	UJ	1380	J	1020	J	175	J	106	J	43.2	J	39	J	729	J
SW8270	BENZO(A)PYRENE	ug/kg	4.3	U	739		366		63.5		47.8		18.1		15.7		359	
SW8270	BENZO(B)FLUORANTHENE	ug/kg	4.3	U	647	J	210	J	47.2		41.3		15.4		14.3		207	J
SW8270	BENZO(G,H,I)PERYLENE	ug/kg	4.3	U	316		141		26.2		24.3		10.5		10.7		129	
SW8270	BENZO(K)FLUORANTHENE	ug/kg	4.3	U	436	J	196	J	38.9	J	34.7	J	12.5	J	13	J	159	J
SW8270	CHRYSENE	ug/kg	4.3	U	1030		544		115		67.5		30.5		29		466	
SW8270	DIBENZO(A,H)ANTHRACENE	ug/kg	4.3	U	246		106		18.3		15.3		5.55		5.85		95	
SW8270	FLUORANTHENE	ug/kg	4.3	U	1650		1010		291		137		49.5		47		788	
SW8270	FLUORENE	ug/kg	4.3	U	829		877		160		28.2		14.6		27.7		362	
SW8270	INDENO(1,2,3-CD)PYRENE	ug/kg	4.3	U	358		152		28.8		26.7		13.2		13.5		123	
SW8270	PHENANTHRENE	ug/kg	4.3	U	2870	J	3240	J	884		187		72.9		88.3		1580	J
SW8270	PYRENE	ug/kg	4.3	U	2910	J	1580		517		182		76.4		66.7		1430	J
SW9045	pH	S.U.	7.24		7.49		7.94		7.62		7.99		8.16	J	7.56	J	7.64	

		Location	OL-VC-60267		OL-VC-60267		OL-VC-60267		OL-VC-60267		OL-VC-60267		OL-VC-60268		OL-VC-60268		OL-VC-60268						
		Sample Depth	7-8 Ft		8-9 Ft		9-10 Ft		10-11 Ft		11-12 Ft		0-1 Ft		1-2 Ft		2-3 Ft						
		Field Sample ID	OL-1290-01		OL-1290-02		OL-1290-03		OL-1290-04		OL-1290-05		OL-1288-01		OL-1288-02		OL-1288-03						
		Sample Date	6/11/2010		6/11/2010		6/11/2010		6/11/2010		6/11/2010		6/11/2010		6/11/2010		6/11/2010						
		SDG	JA48914|JA48913R		JA48914|JA48913R		JA48914|JA48913R		JA48914|JA48913R		JA48914|JA48913R		JA48911|JA48912R		JA48911|JA48912R		JA48911|JA48912R						
		Matrix	SOIL		SOIL		SOIL		SOIL		SOIL		SOIL		SOIL		SOIL						
		Sample Purpose	Regular sample		Regular sample		Regular sample		Regular sample		Regular sample		Regular sample		Regular sample		Regular sample						
		Sample Type	Sediment		Sediment		Sediment		Sediment		Sediment		Sediment		Sediment		Sediment						
Method	Parameter Name	Units																					
Lloyd Kahn	TOTAL ORGANIC CARBON	mg/kg	99900	J	65400		44500		28400		18800		7520		42900		25000						
SM2540G	SOLIDS, PERCENT	%	44.4		54.7		56.8		60.8		67.7		73		61.2		69.6						
SW7471	MERCURY	mg/kg	4.3	J	2.6		2.4		1.7		0.017	U	0.068		3.9		0.75						
SW8082	AROCLOR-1016	ug/kg	7.5	UJ	6.1	U	5.9	U	5.4	U	4.9	U	4.6	U	5.4	U	4.8	U					
SW8082	AROCLOR-1221	ug/kg	7.5	UJ	6.1	U	5.9	U	5.4	U	4.9	U	4.6	U	5.4	U	4.8	U					
SW8082	AROCLOR-1232	ug/kg	7.5	UJ	6.1	U	5.9	U	5.4	U	4.9	U	4.6	U	5.4	U	4.8	U					
SW8082	AROCLOR-1242	ug/kg	7.5	UJ	6.1	U	5.9	U	5.4	U	4.9	U	4.6	U	5.4	U	4.8	U					
SW8082	AROCLOR-1248	ug/kg	7.5	UJ	6.1	U	5.9	U	5.4	U	4.9	U	4.6	U	5.4	U	4.8	U					
SW8082	AROCLOR-1254	ug/kg	7.5	UJ	6.1	U	5.9	U	5.4	U	4.9	U	4.6	U	5.4	U	4.8	U					
SW8082	AROCLOR-1260	ug/kg	7.5	UJ	6.1	U	5.9	U	5.4	U	4.9	U	4.6	U	5.4	U	4.8	U					
SW8082	AROCLOR-1268	ug/kg	7.5	UJ	6.1	U	5.9	U	5.4	U	4.9	U	4.6	U	5.4	U	4.8	U					
SW8082	PCBS, N.O.S.	ug/kg	7.5	UJ	6.1	U	5.9	U	5.4	U	4.9	U	4.6	U	5.4	U	4.8	U					
SW8260	1,2,3-TRICHLOROBENZENE	ug/kg	13	UJ	10	U	9.8	U	9.1	U	8.2	U	7.4	U	22	U	40	U					
SW8260	1,2,4-TRICHLOROBENZENE	ug/kg	13	UJ	10	U	9.8	U	9.1	U	8.2	U	7.4	U	22	U	40	U					
SW8260	1,2-DICHLOROBENZENE	ug/kg	13	UJ	10	U	9.8	U	9.1	U	8.2	U	7.4	U	22	U	6.8	J					
SW8260	1,3,5-TRICHLOROBENZENE	ug/kg	13	UJ	10	U	9.8	U	9.1	U	8.2	U	7.4	U	22	U	40	U					
SW8260	1,3-DICHLOROBENZENE	ug/kg	13	UJ	10	U	9.8	U	9.1	U	8.2	U	7.4	U	22	U	40	U					
SW8260	1,4-DICHLOROBENZENE	ug/kg	13	UJ	10	U	9.8	U	9.1	U	8.2	U	7.4	U	22	U	4.5	J					
SW8260	BENZENE	ug/kg	3.2	J	8.2		7.1		1.7	J	0.91	J	1.5	U	2.3	J	7.2	J					
SW8260	CHLOROBENZENE	ug/kg	13	UJ	10	U	9.8	U	9.1	U	8.2	U	7.4	U	22	U	40	U					
SW8260	ETHYLBENZENE	ug/kg	2.5	J	10.6		3.6		1.8	U	1.6	U	1.5	U	49.4		792	J					
SW8260	NAPHTHALENE	ug/kg	119	J	399		95.4		5.8	J	8.2	U	7.4	U	9460		56300	J					
SW8260	O-XYLENE	ug/kg	4.5	J	6.3		2.8		1.8	U	1.6	U	1.5	U	98.6		538	J					
SW8260	TOLUENE	ug/kg	1.6	J	6.7		1.7	J	0.76	J	1.6	U	0.49	J	13.9		102	J					
SW8260	XYLENES, M & P	ug/kg	5.7	J	12		4.8		3.7	U	3.3	U	1.1	J	59.4		321	J					
SW8260	XYLENES, TOTAL	ug/kg	10.2	J	18.3		7.6		1.2	J	3.3	U	1.7	J	158		859	J					
SW8270	ACENAPHTHENE	ug/kg	1300		11000		672		268		4.1	U	88.9		1980		7970	J					
SW8270	ACENAPHTHYLENE	ug/kg	970		3800		1260		207		4.1	U	162		1270		1310						
SW8270	ANTHRACENE	ug/kg	3090		23800		6530		1980		4.1	U	170		1880		6230	J					
SW8270	BENZO(A)ANTHRACENE	ug/kg	4680	J	25500	J	13400	J	4280	J	4.1	UJ	405	J	2280	J	3320	J					
SW8270	BENZO(A)PYRENE	ug/kg	2710		14200		7300		2780		4.1	U	176		1590		1510						
SW8270	BENZO(B)FLUORANTHENE	ug/kg	2910		15700		4860		1860	J	4.1	U	140	J	1190	J	1090	J					
SW8270	BENZO(G,H,I)PERYLENE	ug/kg	1600		7680		3570		1900		4.1	U	88.5		720		642						
SW8270	BENZO(K)FLUORANTHENE	ug/kg	197	J	4440	J	2030	J	1900	J	4.1	UJ	126	J	761	J	940	J					
SW8270	CHRYSENE	ug/kg	3110		14500		7490		2520		4.1	U	219		1590		2470						
SW8270	DIBENZO(A,H)ANTHRACENE	ug/kg	982		3610		1740		771		4.1	U	66.2		520		293						
SW8270	FLUORANTHENE	ug/kg	6240		31500	J	10700		4310		4.1	U	404		2080		4160	J					
SW8270	FLUORENE	ug/kg	1900		12800		1820		458		4.1	U	56.1		1690		6470	J					
SW8270	INDENO(1,2,3-CD)PYRENE	ug/kg	1570		7000		2730		1500		4.1	U	97.1		750		674						
SW8270	PHENANTHRENE	ug/kg	9060		63200	J	12700		3780		4.1	U	183		4340	J	16900	J					
SW8270	PYRENE	ug/kg	9830		53000	J	23800		6860	J	4.1	U	592		4760	J	7300	J					
SW9045	pH	S.U.	7.46	J	7.52		7.55		7.45		7.67		7.66		7.19		7.74						

		Location	OL-VC-60268		OL-VC-60268		OL-VC-60268		OL-VC-60268		OL-VC-60268		OL-VC-60268		OL-VC-60268		OL-VC-60268		OL-VC-60268	
		Sample Depth	2-3 Ft		3-4 Ft		4-5 Ft		5-6 Ft		6-7 Ft		7-8 Ft		8-9 Ft		9-10 Ft	
		Field Sample ID	OL-1288-04		OL-1288-05		OL-1288-06		OL-1288-07		OL-1288-08		OL-1288-09		OL-1288-10		OL-1288-11	
		Sample Date	6/11/2010		6/11/2010		6/11/2010		6/11/2010		6/11/2010		6/11/2010		6/11/2010		6/11/2010	
		SDG	JA48911|JA48912R		JA48911|JA48912R		JA48911|JA48912R		JA48911|JA48912R		JA48911|JA48912R		JA48911|JA48912R		JA48911|JA48912R		JA48911|JA48912R	
		Matrix	SOIL		SOIL		SOIL		SOIL		SOIL		SOIL		SOIL		SOIL	
		Sample Purpose	Field duplicate		Regular sample		Regular sample		Regular sample		Regular sample		Regular sample		Regular sample		Regular sample	
		Sample Type	Sediment		Sediment		Sediment		Sediment		Sediment		Sediment		Sediment		Sediment	
Method	Parameter Name	Units																		
Lloyd Kahn	TOTAL ORGANIC CARBON	mg/kg	27400		5540		12200		25300		20800		23400		27100		24900	
SM2540G	SOLIDS, PERCENT	%	70.4		64.5		55.7		64.5		63.7		57.8		58.9		57.7	
SW7471	MERCURY	mg/kg	0.81		0.13		0.33		0.66		0.23		0.42		0.88		1.4	
SW8082	AROCLOR-1016	ug/kg	4.7	U	5.2	U	6	U	5.2	U	5.2	U	5.8	U	5.7	U	5.8	U
SW8082	AROCLOR-1221	ug/kg	4.7	U	5.2	U	6	U	5.2	U	5.2	U	5.8	U	5.7	U	5.8	U
SW8082	AROCLOR-1232	ug/kg	4.7	U	5.2	U	6	U	5.2	U	5.2	U	5.8	U	5.7	U	5.8	U
SW8082	AROCLOR-1242	ug/kg	4.7	U	5.2	U	6	U	5.2	U	5.2	U	5.8	U	5.7	U	5.8	U
SW8082	AROCLOR-1248	ug/kg	4.7	U	5.2	U	6	U	5.2	U	5.2	U	5.8	U	5.7	U	5.8	U
SW8082	AROCLOR-1254	ug/kg	4.7	U	5.2	U	6	U	5.2	U	5.2	U	5.8	U	5.7	U	5.8	U
SW8082	AROCLOR-1260	ug/kg	4.7	U	5.2	U	6	U	5.2	U	5.2	U	5.8	U	5.7	U	5.8	U
SW8082	AROCLOR-1268	ug/kg	4.7	U	5.2	U	6	U	5.2	U	5.2	U	5.8	U	5.7	U	5.8	U
SW8082	PCBS, N.O.S.	ug/kg	4.7	U	5.2	U	6	U	5.2	U	5.2	U	5.8	U	5.7	U	5.8	U
SW8260	1,2,3-TRICHLOROBENZENE	ug/kg	440	U	8.1	U	9.7	U	8.6	U	8.6	U	9.5	U	9	U	9.6	U
SW8260	1,2,4-TRICHLOROBENZENE	ug/kg	440	U	8.1	U	9.7	U	8.6	U	8.6	U	9.5	U	9	U	9.6	U
SW8260	1,2-DICHLOROBENZENE	ug/kg	440	U	8.1	U	9.7	U	8.6	U	8.6	U	9.5	U	9	U	9.6	U
SW8260	1,3,5-TRICHLOROBENZENE	ug/kg	440	U	8.1	U	9.7	UJ	8.6	U	8.6	U	9.5	U	9	U	9.6	U
SW8260	1,3-DICHLOROBENZENE	ug/kg	440	U	8.1	U	9.7	UJ	8.6	U	8.6	U	9.5	U	9	U	9.6	U
SW8260	1,4-DICHLOROBENZENE	ug/kg	440	U	8.1	U	9.7	UJ	8.6	U	8.6	U	9.5	U	9	U	9.6	U
SW8260	BENZENE	ug/kg	89	U	0.61	J	1.9	U	0.85	J	0.63	J	0.93	J	1.7	J	0.98	J
SW8260	CHLOROBENZENE	ug/kg	440	U	8.1	U	9.7	U	8.6	U	8.6	U	9.5	U	9	U	9.6	U
SW8260	ETHYLBENZENE	ug/kg	1930	J	1.9		1.9	UJ	1.8		1.5	J	1.7	J	1.8		1.7	J
SW8260	NAPHTHALENE	ug/kg	92600	J	69.1		31.4		134		66.9		23		31		16.6	
SW8260	O-XYLENE	ug/kg	1230	J	19.8		4.2	J	3.3		2.5		2.2		1.4	J	1.7	J
SW8260	TOLUENE	ug/kg	180	J	0.99	J	1.9	U	2.2		2		2.1		1.4	J	1.9	
SW8260	XYLENES, M & P	ug/kg	706	J	4.4		1.3	J	5		4.6		4.3		2.9	J	4	
SW8260	XYLENES, TOTAL	ug/kg	1940	J	24.3		5.5		8.3		7		6.5		4.3		5.7	
SW8270	ACENAPHTHENE	ug/kg	4590	J	57.1		207		316		164		123		317		143	
SW8270	ACENAPHTHYLENE	ug/kg	898		15.8		426		402		291		103		332		123	
SW8270	ANTHRACENE	ug/kg	4250	J	53.8		816		1350		919		641		2430	J	897	
SW8270	BENZO(A)ANTHRACENE	ug/kg	2550	J	48.8	J	1590	J	2120	J	1470	J	1160	J	3230	J	1700	J
SW8270	BENZO(A)PYRENE	ug/kg	924		16.6		620		986		852		553		2190		1010	
SW8270	BENZO(B)FLUORANTHENE	ug/kg	552	J	15.1		387	J	994	J	631	J	573	J	2320	J	707	
SW8270	BENZO(G,H,I)PERYLENE	ug/kg	388		9.84		250		552		479		323		1070		668	
SW8270	BENZO(K)FLUORANTHENE	ug/kg	161	J	11.2	J	254	J	469	J	555	J	174	J	960	J	618	
SW8270	CHRYSENE	ug/kg	1800		30.6		836		1190		1030		620		2470	J	836	
SW8270	DIBENZO(A,H)ANTHRACENE	ug/kg	275		5.5		147		302		273		155		609		317	
SW8270	FLUORANTHENE	ug/kg	3050		52.4		1620		1890		1570		1050		4580	J	1610	
SW8270	FLUORENE	ug/kg	4280	J	46.6		473		522		289		184		651		229	
SW8270	INDENO(1,2,3-CD)PYRENE	ug/kg	429		12.8		233		533		454		238		1010		580	
SW8270	PHENANTHRENE	ug/kg	11300	J	182		2430		2070		1550		1060		4620	J	1630	
SW8270	PYRENE	ug/kg	5180	J	80.5		2840	J	2860		2390	J	1750		6150	J	2380	J
SW9045	pH	S.U.	7.66		7.34		7.33		7.51		7.56		7.57		7.57		7.57	

		Location	OL-VC-60268		OL-VC-60268		OL-VC-60269		OL-VC-60269		OL-VC-60269		OL-VC-60269		OL-VC-60269		OL-VC-60269		OL-VC-60270
		Sample Depth	10-11 Ft		11-12 Ft		0-1 Ft		1-2 Ft		2-3 Ft		3-4 Ft		4-5 Ft		5-6 Ft		0-1 Ft
		Field Sample ID	OL-1288-12		OL-1288-13		OL-1285-07		OL-1285-08		OL-1285-09		OL-1285-10		OL-1285-11		OL-1285-12		OL-1282-01
		Sample Date	6/11/2010		6/11/2010		6/10/2010		6/10/2010		6/10/2010		6/10/2010		6/10/2010		6/10/2010		6/10/2010
		SDG	JA48911|JA48912R		JA48911|JA48912R		JA48776		JA48776		JA48776		JA48776		JA48776		JA48776		JA48749R|JA48747
		Matrix	SOIL		SOIL		SOIL		SOIL		SOIL		SOIL		SOIL		SOIL		SOIL
		Sample Purpose	Regular sample		Regular sample		Regular sample		Regular sample		Regular sample		Regular sample		Regular sample		Regular sample		Regular sample
		Sample Type	Sediment		Sediment		Sediment		Sediment		Sediment		Sediment		Sediment		Sediment		Sediment
Method	Parameter Name	Units																	
Lloyd Kahn	TOTAL ORGANIC CARBON	mg/kg	30800		19000		10400	J	9790	J	9360	J	11800	J	14200	J	15000	J	16200
SM2540G	SOLIDS, PERCENT	%	59.6		62.1		72.5		65.4		72.6		59.5		62.3		63.2		66.7
SW7471	MERCURY	mg/kg	0.39		0.076		0.16		0.044	J	0.015	J	0.019	U	0.025	J	0.018	U	0.19
SW8082	AROCLOR-1016	ug/kg	5.6	U	5.4	U	4.6	U	5.1	U	4.6	U	5.5	U	5.3	U	5.2	U	5
SW8082	AROCLOR-1221	ug/kg	5.6	U	5.4	U	4.6	U	5.1	U	4.6	U	5.5	U	5.3	U	5.2	U	5
SW8082	AROCLOR-1232	ug/kg	5.6	U	5.4	U	4.6	U	5.1	U	4.6	U	5.5	U	5.3	U	5.2	U	5
SW8082	AROCLOR-1242	ug/kg	5.6	U	5.4	U	4.6	U	5.1	U	4.6	U	5.5	U	5.3	U	5.2	U	5
SW8082	AROCLOR-1248	ug/kg	5.6	U	5.4	U	4.6	U	5.1	U	4.6	U	5.5	U	5.3	U	5.2	U	36.2
SW8082	AROCLOR-1254	ug/kg	5.6	U	5.4	U	4.6	U	5.1	U	4.6	U	5.5	U	5.3	U	5.2	U	10.9
SW8082	AROCLOR-1260	ug/kg	5.6	U	5.4	U	4.6	U	5.1	U	4.6	U	5.5	U	5.3	U	5.2	U	5
SW8082	AROCLOR-1268	ug/kg	5.6	U	5.4	U	4.6	U	5.1	U	4.6	U	5.5	U	5.3	U	5.2	U	5
SW8082	PCBS, N.O.S.	ug/kg	5.6	U	5.4	U	4.6	U	5.1	U	4.6	U	5.5	U	5.3	U	5.2	U	47.2
SW8260	1,2,3-TRICHLOROBENZENE	ug/kg	9.2	U	8.4	U	7.7	U	8.5	U	7.7	U	9.3	U	8.9	U	8.8	U	7.6
SW8260	1,2,4-TRICHLOROBENZENE	ug/kg	9.2	U	8.4	U	7.7	U	8.5	U	7.7	U	9.3	U	8.9	U	8.8	U	7.6
SW8260	1,2-DICHLOROBENZENE	ug/kg	9.2	U	8.4	U	7.7	U	8.5	U	7.7	U	9.3	U	8.9	U	8.8	U	7.6
SW8260	1,3,5-TRICHLOROBENZENE	ug/kg	9.2	U	8.4	U	7.7	U	8.5	U	7.7	U	9.3	U	8.9	U	8.8	U	7.6
SW8260	1,3-DICHLOROBENZENE	ug/kg	9.2	U	8.4	U	7.7	U	8.5	U	7.7	U	9.3	U	8.9	U	8.8	U	7.6
SW8260	1,4-DICHLOROBENZENE	ug/kg	9.2	U	8.4	U	7.7	U	8.5	U	7.7	U	9.3	U	8.9	U	8.8	U	7.6
SW8260	BENZENE	ug/kg	0.99	J	1.7	U	1.5	U	1.7	U	1.5	U	1.9	U	1.8	U	1.8	U	1.5
SW8260	CHLOROBENZENE	ug/kg	9.2	U	8.4	U	7.7	U	8.5	U	7.7	U	9.3	U	8.9	U	8.8	U	7.6
SW8260	ETHYLBENZENE	ug/kg	1.3	J	0.91	J	1.5	U	1.7	U	1.5	U	1.9	U	1.8	U	1.8	U	1.5
SW8260	NAPHTHALENE	ug/kg	9.8		3.1	J	7.7	U	8.5	U	7.7	U	9.3	U	8.9	U	8.8	U	1.7
SW8260	O-XYLENE	ug/kg	1.4	J	1.2	J	1.5	U	1.7	U	1.5	U	1.9	U	1.8	U	1.8	U	1.5
SW8260	TOLUENE	ug/kg	1.6	J	1.5	J	1.5	U	1.7	U	1.5	U	1.9	U	0.54	J	0.59	J	0.55
SW8260	XYLENES, M & P	ug/kg	3.1	J	2.8	J	3.1	U	3.4	U	3.1	U	3.7	U	3.6	U	3.5	U	3.1
SW8260	XYLENES, TOTAL	ug/kg	4.5		4		3.1	U	3.4	U	3.1	U	3.7	U	3.6	U	3.5	U	3.1
SW8270	ACENAPHTHENE	ug/kg	186		81.5		314		611		163		5.1	U	4.8	U	4.8	U	142
SW8270	ACENAPHTHYLENE	ug/kg	79.4		20.2		194		403		96.4		5.1	U	4.8	U	4.8	U	90.9
SW8270	ANTHRACENE	ug/kg	862		181		497		3320		1010		5.1	U	4.8	U	4.8	U	277
SW8270	BENZO(A)ANTHRACENE	ug/kg	1700	J	520	J	986		4440		1490		5.1	U	4.8	U	4.8	U	712
SW8270	BENZO(A)PYRENE	ug/kg	1070		289		872		3110		1050		5.1	U	4.8	U	4.8	U	262
SW8270	BENZO(B)FLUORANTHENE	ug/kg	731		263	J	749		2400		732		5.1	UJ	4.8	UJ	4.8	UJ	293
SW8270	BENZO(G,H,I)PERYLENE	ug/kg	697		143		252		528		188		5.1	U	4.8	U	4.8	U	115
SW8270	BENZO(K)FLUORANTHENE	ug/kg	719		109	J	615		2660		995		5.1	U	4.8	U	4.8	U	169
SW8270	CHRYSENE	ug/kg	844		223		989		3560		1220		5.1	U	4.8	U	4.8	U	334
SW8270	DIBENZO(A,H)ANTHRACENE	ug/kg	337		73.1		126		352		135		5.1	U	4.8	U	4.8	U	81.3
SW8270	FLUORANTHENE	ug/kg	1970		533		1490		7070		2340		5.1	U	4.8	U	12.3		686
SW8270	FLUORENE	ug/kg	212		80.5		159		1090		399		5.1	U	4.8	U	4.8	U	130
SW8270	INDENO(1,2,3-CD)PYRENE	ug/kg	626		127		288		751		254		5.1	U	4.8	U	4.8	U	130
SW8270	PHENANTHRENE	ug/kg	1650		486		1110		5280		1620		5.1	U	4.8	U	14.3		751
SW8270	PYRENE	ug/kg	2520	J	735		1710		5300		1750		5.1	U	4.8	U	16.8		889
SW9045	pH	S.U.	7.3		7.65		7.68		7.58		7.79		7.29		7.28		7.24		7.61

		Location		OL-VC-60270		OL-VC-60270		OL-VC-60270		OL-VC-60270		OL-VC-60270		OL-VC-60270		OL-VC-60270			
		Sample Depth		1-2 Ft		2-3 Ft		3-4 Ft		4-5 Ft		5-6 Ft		6-7 Ft		7-8 Ft			
		Field Sample ID		OL-1282-02		OL-1282-03		OL-1282-04		OL-1282-05		OL-1282-06		OL-1282-07		OL-1282-08			
		Sample Date		6/10/2010		6/10/2010		6/10/2010		6/10/2010		6/10/2010		6/10/2010		6/10/2010			
		SDG		JA48749R|JA48747		JA48749R|JA48747		JA48749R|JA48747		JA48749R|JA48747		JA48749R|JA48747		JA48749R|JA48747		JA48749R|JA48747			JA
		Matrix		SOIL		SOIL		SOIL		SOIL		SOIL		SOIL		SOIL			
		Sample Purpose		Regular sample		Regular sample		Regular sample		Regular sample		Regular sample		Regular sample		Regular sample			
		Sample Type		Sediment		Sediment		Sediment		Sediment		Sediment		Sediment		Sediment			
Method	Parameter Name	Units																	
Lloyd Kahn	TOTAL ORGANIC CARBON	mg/kg		13800		11000		13300		15300		18600		11300		9450			
SM2540G	SOLIDS, PERCENT	%		64.5		73.7		69.7		57.8		58.5		59		60.9			
SW7471	MERCURY	mg/kg		0.087		0.12		0.1		0.02	U	0.019	U	0.019	U	0.019	U		
SW8082	AROCLOR-1016	ug/kg	U	5.1	U	4.5	U	4.8	U	5.7	U	5.6	U	5.6	U	5.5	U		
SW8082	AROCLOR-1221	ug/kg	U	5.1	U	4.5	U	4.8	U	5.7	U	5.6	U	5.6	U	5.5	U		
SW8082	AROCLOR-1232	ug/kg	U	5.1	U	4.5	U	4.8	U	5.7	U	5.6	U	5.6	U	5.5	U		
SW8082	AROCLOR-1242	ug/kg	U	5.1	U	4.5	U	4.8	U	5.7	U	5.6	U	5.6	U	5.5	U		
SW8082	AROCLOR-1248	ug/kg	J	5.1	U	4.5	U	4.8	U	5.7	U	5.6	U	5.6	U	5.5	U		
SW8082	AROCLOR-1254	ug/kg	J	5.1	U	4.5	U	4.8	U	5.7	U	5.6	U	5.6	U	5.5	U		
SW8082	AROCLOR-1260	ug/kg	U	5.1	U	4.5	U	4.8	U	5.7	U	5.6	U	5.6	U	5.5	U		
SW8082	AROCLOR-1268	ug/kg	U	5.1	U	4.5	U	4.8	U	5.7	U	5.6	U	5.6	U	5.5	U		
SW8082	PCBS, N.O.S.	ug/kg	J	5.1	U	4.5	U	4.8	U	5.7	U	5.6	U	5.6	U	5.5	U		
SW8260	1,2,3-TRICHLOROBENZENE	ug/kg	U	7.8	U	6.8	U	8	U	8.8	U	9.1	U	8.6	U	8.9	U		
SW8260	1,2,4-TRICHLOROBENZENE	ug/kg	U	7.8	U	6.8	U	8	U	8.8	U	9.1	U	8.6	U	8.9	U		
SW8260	1,2-DICHLOROBENZENE	ug/kg	U	7.8	U	6.8	U	8	U	8.8	U	9.1	U	8.6	U	8.9	U		
SW8260	1,3,5-TRICHLOROBENZENE	ug/kg	U	7.8	UJ	6.8	U	8	U	8.8	U	9.1	U	8.6	U	8.9	U		
SW8260	1,3-DICHLOROBENZENE	ug/kg	U	7.8	U	6.8	U	8	U	8.8	U	9.1	U	8.6	U	8.9	U		
SW8260	1,4-DICHLOROBENZENE	ug/kg	U	7.8	U	6.8	U	8	U	8.8	U	9.1	U	8.6	U	8.9	U		
SW8260	BENZENE	ug/kg	U	1.6	U	1.4	U	1.6	U	1.8	U	1.8	U	1.7	U	1.8	U		
SW8260	CHLOROBENZENE	ug/kg	U	7.8	U	6.8	U	8	U	8.8	U	9.1	U	8.6	U	8.9	U		
SW8260	ETHYLBENZENE	ug/kg	U	1.6	U	1.4	U	1.6	U	1.8	U	1.8	U	1.7	U	1.8	U		
SW8260	NAPHTHALENE	ug/kg	J	7.8	U	1.7	J	1.3	J	8.8	U	9.1	U	8.6	U	8.9	U		
SW8260	O-XYLENE	ug/kg	U	1.6	U	1.4	U	1.6	U	1.8	U	1.8	U	1.7	U	1.8	U		
SW8260	TOLUENE	ug/kg	J	0.85	J	0.99	J	0.76	J	0.74	J	1.8	U	0.93	J	0.82	J		
SW8260	XYLENES, M & P	ug/kg	U	3.1	U	2.7	U	3.2	U	3.5	U	3.6	U	3.5	U	3.6	U		
SW8260	XYLENES, TOTAL	ug/kg	U	3.1	U	2.7	U	3.2	U	3.5	U	3.6	U	3.5	U	3.6	U		
SW8270	ACENAPHTHENE	ug/kg		98.4		222	J	7.93		5	U	4.8	U	4.8	U	4.8	U		
SW8270	ACENAPHTHYLENE	ug/kg		81.7		232	J	8.53		5	U	4.8	U	4.8	U	4.8	U		
SW8270	ANTHRACENE	ug/kg		669	J	1560	J	36.8		5	U	4.8	U	4.8	U	4.8	U		
SW8270	BENZO(A)ANTHRACENE	ug/kg	J	640	J	854	J	119	J	5	UJ	4.8	UJ	4.8	UJ	4.8	UJ		
SW8270	BENZO(A)PYRENE	ug/kg		674	J	1230	J	50.3		5	U	4.8	U	4.8	U	4.8	U		
SW8270	BENZO(B)FLUORANTHENE	ug/kg		1120	J	1920	J	62.5		5	U	4.8	U	4.8	U	4.8	U		
SW8270	BENZO(G,H,I)PERYLENE	ug/kg		285	J	540	J	17.8		5	U	4.8	U	4.8	U	4.8	U		
SW8270	BENZO(K)FLUORANTHENE	ug/kg		179		487	J	25.3		5	U	4.8	U	4.8	U	4.8	U		
SW8270	CHRYSENE	ug/kg		655	J	1260	J	55.7		5	U	4.8	U	4.8	U	4.8	U		
SW8270	DIBENZO(A,H)ANTHRACENE	ug/kg		224		459	J	16.8		5	U	4.8	U	4.8	U	4.8	U		
SW8270	FLUORANTHENE	ug/kg		1630	J	3020	J	111		5	U	4.8	U	4.8	U	4.8	U		
SW8270	FLUORENE	ug/kg		234	J	679	J	16.3		5	U	4.8	U	4.8	U	4.8	U		
SW8270	INDENO(1,2,3-CD)PYRENE	ug/kg		343	J	653	J	23.4		5	U	4.8	U	4.8	U	4.8	U		
SW8270	PHENANTHRENE	ug/kg		1390	J	2800	J	69		5	U	4.8	U	4.8	U	4.8	U		
SW8270	PYRENE	ug/kg		1690	J	3190	J	123		5	U	4.8	U	4.8	U	4.8	U		
SW9045	pH	S.U.		7.42		7.33		7.36		7.21		7.13		7.05		7.01			

		Location	OL-VC-60273		OL-VC-60273		OL-VC-60273	
		Sample Depth	8-9 Ft		9-10 Ft		10-11 Ft	
		Field Sample ID	OL-1292-07		OL-1292-08		OL-1292-09	
		Sample Date	6/11/2010		6/11/2010		6/11/2010	
		SDG	JA48916R|JA48915		JA48916R|JA48915		JA48916R|JA48915	
		Matrix	SOIL		SOIL		SOIL	
		Sample Purpose	Regular sample		Regular sample		Regular sample	
		Sample Type	Sediment		Sediment		Sediment	
Method	Parameter Name	Units						
Lloyd Kahn	TOTAL ORGANIC CARBON	mg/kg	19100		15600		18000	
SM2540G	SOLIDS, PERCENT	%	58.8		62.5		61.6	
SW7471	MERCURY	mg/kg	0.022	J	0.019	J	0.025	J
SW8082	AROCLOR-1016	ug/kg	5.6	U	5.3	U	5.3	U
SW8082	AROCLOR-1221	ug/kg	5.6	U	5.3	U	5.3	U
SW8082	AROCLOR-1232	ug/kg	5.6	U	5.3	U	5.3	U
SW8082	AROCLOR-1242	ug/kg	5.6	U	5.3	U	5.3	U
SW8082	AROCLOR-1248	ug/kg	5.6	U	5.3	U	5.3	U
SW8082	AROCLOR-1254	ug/kg	5.6	U	5.3	U	5.3	U
SW8082	AROCLOR-1260	ug/kg	5.6	U	5.3	U	5.3	U
SW8082	AROCLOR-1268	ug/kg	5.6	U	5.3	U	5.3	U
SW8082	PCBS, N.O.S.	ug/kg	5.6	U	5.3	U	5.3	U
SW8260	1,2,3-TRICHLOROBENZENE	ug/kg	9.4	U	8	U	9	U
SW8260	1,2,4-TRICHLOROBENZENE	ug/kg	9.4	U	8	U	9	U
SW8260	1,2-DICHLOROBENZENE	ug/kg	9.4	U	8	U	9	U
SW8260	1,3,5-TRICHLOROBENZENE	ug/kg	9.4	U	8	U	9	U
SW8260	1,3-DICHLOROBENZENE	ug/kg	9.4	U	8	U	9	U
SW8260	1,4-DICHLOROBENZENE	ug/kg	9.4	U	8	U	9	U
SW8260	BENZENE	ug/kg	1.9	U	1.6	U	1.8	U
SW8260	CHLOROBENZENE	ug/kg	9.4	U	8	U	9	U
SW8260	ETHYLBENZENE	ug/kg	1.9	U	1.6	U	1.8	U
SW8260	NAPHTHALENE	ug/kg	9.4	U	8	U	9	U
SW8260	O-XYLENE	ug/kg	1.9	U	1.6	U	1.8	U
SW8260	TOLUENE	ug/kg	1.9	U	1.6	U	1.8	U
SW8260	XYLENES, M & P	ug/kg	3.8	U	3.2	U	3.6	U
SW8260	XYLENES, TOTAL	ug/kg	3.8	U	3.2	U	3.6	U
SW8270	ACENAPHTHENE	ug/kg	4.7	U	4.4	U	4.7	U
SW8270	ACENAPHTHYLENE	ug/kg	4.7	U	4.4	U	4.7	U
SW8270	ANTHRACENE	ug/kg	4.7	U	4.4	U	4.7	U
SW8270	BENZO(A)ANTHRACENE	ug/kg	4.7	UJ	4.4	UJ	4.7	UJ
SW8270	BENZO(A)PYRENE	ug/kg	4.7	U	4.4	U	4.7	U
SW8270	BENZO(B)FLUORANTHENE	ug/kg	4.7	U	4.4	U	4.7	U
SW8270	BENZO(G,H,I)PERYLENE	ug/kg	4.7	U	4.4	U	4.7	U
SW8270	BENZO(K)FLUORANTHENE	ug/kg	4.7	UJ	4.4	UJ	4.7	UJ
SW8270	CHRYSENE	ug/kg	4.7	U	4.4	U	4.7	U
SW8270	DIBENZO(A,H)ANTHRACENE	ug/kg	4.7	U	4.4	U	4.7	U
SW8270	FLUORANTHENE	ug/kg	4.7	U	4.4	U	4.7	U
SW8270	FLUORENE	ug/kg	4.7	U	4.4	U	4.7	U
SW8270	INDENO(1,2,3-CD)PYRENE	ug/kg	4.7	U	4.4	U	4.7	U
SW8270	PHENANTHRENE	ug/kg	4.7	U	4.4	U	4.7	U
SW8270	PYRENE	ug/kg	4.7	U	4.4	U	4.7	U
SW9045	pH	S.U.	6.81		7.09		6.9	

TABLE 4
SUMMARY OF SMU 5 VIBRACORE SEDIMENT ANALYTICAL RESULTS

		Location	OL-VC-50004-2	OL-VC-50004-2	OL-VC-50009-2	OL-VC-50009-2	OL-VC-50076-2	OL-VC-50076-2	OL-VC-50077-2	OL-VC-50077-2
		Sample Depth	0-0.5 Ft	0.5-1 Ft	0-0.5 Ft	0.5-1 Ft	0-0.5 Ft	0.5-1 Ft	0-0.5 Ft	0.5-1 Ft
		Field Sample ID	OL-1304-01	OL-1304-02	OL-1304-03	OL-1304-04	OL-1304-05	OL-1304-06	OL-1304-07	OL-1304-08
		Sample Date	6/15/2010	6/15/2010	6/15/2010	6/15/2010	6/15/2010	6/15/2010	6/15/2010	6/15/2010
		SDG	JA49209	JA49209	JA49209	JA49209	JA49209	JA49209	JA49209	JA49209
		Matrix	SOIL	SOIL	SOIL	SOIL	SOIL	SOIL	SOIL	SOIL
		Sample Purpose	Regular sample	Regular sample	Regular sample	Regular sample	Regular sample	Regular sample	Regular sample	Regular sample
		Sample Type	Sediment	Sediment	Sediment	Sediment	Sediment	Sediment	Sediment	Sediment
Method	Parameter Name	Units								
SM2540G	SOLIDS, PERCENT	%	49.4	60.6	67.9	55.2	58.6	60.6	75.5	56.5
SW7471	MERCURY	mg/kg	2.1 J	1.1	0.016 U	0.16	0.36	0.13	0.77	0.078

TABLE 4
SUMMARY OF SMU 5 VIBRACORE SEDIMENT ANALYTICAL RESULTS

		Location	OL-VC-50077-2	OL-VC-50078-2	OL-VC-50078-2	OL-VC-50079-2	OL-VC-50079-2
		Sample Depth	0.5-1 Ft	0-0.5 Ft	0.5-1 Ft	0-0.5 Ft	0.5-1 Ft
		Field Sample ID	OL-1304-09	OL-1304-12	OL-1304-13	OL-1304-10	OL-1304-11
		Sample Date	6/15/2010	6/15/2010	6/15/2010	6/15/2010	6/15/2010
		SDG	JA49209	JA49209	JA49209	JA49209	JA49209
		Matrix	SOIL	SOIL	SOIL	SOIL	SOIL
		Sample Purpose	Field duplicate	Regular sample	Regular sample	Regular sample	Regular sample
		Sample Type	Sediment	Sediment	Sediment	Sediment	Sediment
Method	Parameter Name	Units					
SM2540G	SOLIDS, PERCENT	%	62.4	84.5	58.8	58.2	66.3
SW7471	MERCURY	mg/kg	0.1	0.49	0.5	1.6	0.12

TABLE 5
SUMMARY OF MOLYBDENUM ANALYTICAL RESULTS

		Location	OL-VC-20213		OL-VC-30160		OL-VC-30163		OL-VC-30166		OL-VC-40269		OL-VC-40271		OL-VC-40277		OL-VC-60270		OL-VC-60273	
		Sample Depth	0-6 Ft		0.00-6.00 Ft		0.00-6.00 Ft		0.00-6.00 Ft		0-6 Ft		0-6 Ft		0.00-6.00 Ft		0-6 Ft		0-6 Ft	
		Field Sample ID	OL-20213-01		OL-1295-16		OL-1296-11		OL-1077-21		OL-1277-01		OL-1276-10		OL-1251-11		OL-1282-09		OL-1292-10	
		Sample Date	9/16/2010		6/14/2010		6/14/2010		5/20/2010		6/9/2010		6/9/2010		6/4/2010		6/10/2010		6/11/2010	
		SDG	JA49021R		JA49021		JA49022		JA46717		JA48614		JA48615		JA48331		JA48747		JA48915	
		Matrix	SOIL		SOIL		SOIL		SOIL		SOIL		SOIL		SOIL		SOIL		SOIL	
		Sample Purpose	Regular sample		Regular sample		Regular sample		Regular sample		Regular sample		Regular sample		Regular sample		Regular sample		Regular sample	
		Sample Type	Pore water		Pore water		Pore water		Pore water		Sediment		Sediment		Pore water		Sediment		Sediment	
Method	Parameter Name	Units																		
SM2540G	SOLIDS, PERCENT	%	60.7		55.5		62.1		33.9		52.1		52.7		58		66.7		78.3	
SW6010	MOLYBDENUM	mg/kg	114		0.96	J	0.7	J	5	J	0.85	J	1.3	J	0.81	J	0.57	J	0.48	J

		Location	OL-VC-60276		OL-VC-60279		OL-VC-70154	
		Sample Depth	0-6 Ft		0-6.5 Ft		0-6 Ft	
		Field Sample ID	OL-60276-01		OL-60279-01		OL-70154-01	
		Sample Date	6/3/2010		9/14/2010		9/15/2010	
		SDG	JA48261R		JA48332R		JA48094R	
		Matrix	SOIL		SOIL		SOIL	
		Sample Purpose	Regular sample		Regular sample		Regular sample	
		Sample Type	Pore water		Pore water		Pore water	
Method	Parameter Name	Units						
SM2540G	SOLIDS, PERCENT	%	69.6		82.3		64.8	
SW6010	MOLYBDENUM	mg/kg	0.36	U	0.83	J	1	J

TABLE 6
SUMMARY OF SMU 8 PECQ ANALYTICAL RESULTS

		Location	OL-VC-80157	OL-VC-80157	OL-VC-80158	OL-VC-80158	OL-VC-80159	OL-VC-80159	OL-VC-80160	OL-VC-80160
		Sample Depth	0.00-0.13 Ft	0.13-0.50 Ft	0.00-0.13 Ft	0.13-0.50 Ft	0.00-0.13 Ft	0.13-0.50 Ft	0.00-0.13 Ft	0.13-0.50 Ft
		Field Sample ID	OL-1213-05	OL-1213-06	OL-1213-07	OL-1213-08	OL-1213-03	OL-1213-04	OL-1210-13	OL-1210-14
		Sample Date	5/26/2010	5/26/2010	5/26/2010	5/26/2010	5/26/2010	5/26/2010	5/26/2010	5/26/2010
		SDG	JA47521	JA47521	JA47521	JA47521	JA47521	JA47521	JA47522	JA47522
		Matrix	SOIL	SOIL	SOIL	SOIL	SOIL	SOIL	SOIL	SOIL
		Sample Purpose	Regular sample	Regular sample	Regular sample	Regular sample	Regular sample	Regular sample	Regular sample	Regular sample
		Sample Type	Sediment	Sediment	Sediment	Sediment	Sediment	Sediment	Sediment	Sediment
Method	Parameter Name	Units								
ASTM D4643-00	SOLIDS, PERCENT	%								
Lloyd Kahn	TOTAL ORGANIC CARBON	mg/kg	27600 J	33000 J	31300 J	39700 J	25800 J	36200 J	20000 J	15600 J
SM2540G	SOLIDS, PERCENT	%	22.9	29.9	22.4	29.7	23.6	27.7	34.5	41.6
SW7471	MERCURY	mg/kg	1.3 J	2.4 J	1.2 J	17.5 J	1.3 J	14.5 J	2.4 J	13.8 J
SW8082	AROCLOR-1016	ug/kg	14 UJ	11 UJ	15 UJ	11 UJ	14 UJ	12 UJ	9.6 UJ	8 UJ
SW8082	AROCLOR-1221	ug/kg	14 UJ	11 UJ	15 UJ	11 UJ	14 UJ	12 UJ	9.6 UJ	8 UJ
SW8082	AROCLOR-1232	ug/kg	54.2 JN	11 UJ	15 UJ	11 UJ	78.7 JN	12 UJ	26.5 J	24.5 J
SW8082	AROCLOR-1242	ug/kg	14 UJ	521 J	68.8 J	536 J	14 UJ	364 J	9.6 UJ	8 UJ
SW8082	AROCLOR-1248	ug/kg	14 UJ	11 UJ	15 UJ	11 UJ	14 UJ	12 UJ	9.6 UJ	8 UJ
SW8082	AROCLOR-1254	ug/kg	20.3 J	183 J	37.1 J	319 J	29.4 J	268 J	9.6 UJ	9.1 J
SW8082	AROCLOR-1260	ug/kg	14 UJ	77.7 J	19.4 J	132 J	14 UJ	91.1 J	9.6 UJ	8 UJ
SW8082	AROCLOR-1268	ug/kg	14 UJ	11 UJ	15 UJ	11 UJ	14 UJ	12 UJ	9.6 UJ	8 UJ
SW8082	PCBS, N.O.S.	ug/kg	74.5 JN	782 J	125 J	987 J	108 JN	723 J	26.5 J	33.6 J
SW8260	1,2,3-TRICHLOROBENZENE	ug/kg	4.6 UJ	3.5 UJ	4.7 UJ	3.7 UJ	4.5 UJ	3.6 UJ	3 UJ	2.6 UJ
SW8260	1,2,4-TRICHLOROBENZENE	ug/kg	4.6 UJ	3.5 UJ	R	3.7 UJ	4.5 UJ	3.6 UJ	3 UJ	2.6 UJ
SW8260	1,2-DICHLOROBENZENE	ug/kg	4.6 UJ	3.5 UJ	4.7 UJ	3.7 UJ	4.5 UJ	3.6 UJ	3 UJ	2.6 UJ
SW8260	1,3,5-TRICHLOROBENZENE	ug/kg	4.6 UJ	3.5 UJ	4.7 UJ	3.7 UJ	4.5 UJ	3.6 UJ	3 UJ	2.6 UJ
SW8260	1,3-DICHLOROBENZENE	ug/kg	4.6 UJ	3.5 UJ	4.7 UJ	1.1 J	4.5 UJ	3.6 UJ	3 UJ	3 J
SW8260	1,4-DICHLOROBENZENE	ug/kg	2.1 J	3 J	1.8 J	4.6 J	2.8 J	4.1 J	3 UJ	2.9 J
SW8260	BENZENE	ug/kg	4.6 UJ	3.5 UJ	4.7 UJ	3.7 UJ	4.5 UJ	1.2 J	3 UJ	2.6 UJ
SW8260	CHLOROBENZENE	ug/kg	2 J	3.8 J	1.7 J	5.3 J	3.6 J	6 J	3 UJ	2.8 J
SW8260	ETHYLBENZENE	ug/kg	4.6 UJ	3.5 UJ	4.7 UJ	3.7 UJ	4.5 UJ	3.6 UJ	3 UJ	2.6 UJ
SW8260	NAPHTHALENE	ug/kg	23 UJ	17 UJ	23 UJ	18 UJ	23 UJ	18 UJ	15 UJ	13 UJ
SW8260	O-XYLENE	ug/kg	4.6 UJ	3.5 UJ	4.7 UJ	3.7 UJ	4.5 UJ	3.6 UJ	3 UJ	2.6 UJ
SW8260	TOLUENE	ug/kg	4.6 UJ	3.5 UJ	4.7 UJ	3.7 UJ	4.5 UJ	3.6 UJ	3 UJ	2.6 UJ
SW8260	XYLENES, M & P	ug/kg	4.6 UJ	3.5 UJ	4.7 UJ	3.7 UJ	4.5 UJ	3.6 UJ	3 UJ	2.6 UJ
SW8260	XYLENES, TOTAL	ug/kg	4.6 UJ	3.5 UJ	4.7 UJ	3.7 UJ	4.5 UJ	3.6 UJ	3 UJ	2.6 UJ
SW8270	ACENAPHTHENE	ug/kg	12 UJ	9.5 UJ	13 UJ	9.6 UJ	12 UJ	10 UJ	8.3 UJ	6.9 UJ
SW8270	ACENAPHTHYLENE	ug/kg	12 UJ	9.5 UJ	13 UJ	9.6 UJ	12 UJ	10 UJ	8.3 UJ	6.9 UJ
SW8270	ANTHRACENE	ug/kg	28.6 J	9.5 UJ	13 UJ	9.6 UJ	12 UJ	23.8 J	8.3 UJ	6.9 UJ
SW8270	BENZO(A)ANTHRACENE	ug/kg	85 J	19.2 J	28.7 J	27.7 J	27.3 J	46.7 J	18.8 J	11.9 J
SW8270	BENZO(A)PYRENE	ug/kg	83.5 J	12.1 J	13 UJ	21.2 J	16.4 J	37.5 J	16.9 J	6.9 UJ
SW8270	BENZO(B)FLUORANTHENE	ug/kg	138 J	18.3 J	25.5 J	27.2 J	21 J	47.2 J	20.7 J	7.7 J
SW8270	BENZO(G,H,I)PERYLENE	ug/kg	81.4 J	14 J	19.8 J	24.5 J	22.8 J	42.8 J	16.8 J	6.9 UJ
SW8270	BENZO(K)FLUORANTHENE	ug/kg	86.3 J	9.81 J	23.3 J	14 J	26.9 J	37.8 J	17.4 J	8.06 J
SW8270	CHRYSENE	ug/kg	101 J	18.7 J	31.8 J	27.9 J	25.8 J	54.8 J	16.7 J	11 J
SW8270	DIBENZO(A,H)ANTHRACENE	ug/kg	29.8 J	9.5 UJ	13 UJ	9.6 UJ	12 UJ	10 UJ	8.3 UJ	6.9 UJ
SW8270	FLUORANTHENE	ug/kg	168 J	28.5 J	38 J	53 J	35.8 J	80.4 J	25.8 J	16.9 J
SW8270	FLUORENE	ug/kg	12 UJ	9.5 UJ	13 UJ	9.6 UJ	12 UJ	21.5 J	8.3 UJ	6.9 UJ
SW8270	INDENO(1,2,3-CD)PYRENE	ug/kg	78.5 J	12.9 J	19.4 J	15.8 J	18.6 J	35.3 J	20.6 J	6.9 UJ
SW8270	PHENANTHRENE	ug/kg	78.1 J	9.5 UJ	13 UJ	28.7 J	17 J	47.3 J	10.7 J	6.9 UJ
SW8270	PYRENE	ug/kg	146 J	33.8 J	40.2 J	44.6 J	34.6 J	82.9 J	28.6 J	17.8 J

TABLE 6
SUMMARY OF SMU 8 PECQ ANALYTICAL RESULTS

		Location	OL-VC-80161	OL-VC-80161	OL-VC-80162	OL-VC-80162	OL-VC-80163	OL-VC-80163	OL-VC-80164	OL-VC-80164
		Sample Depth	0.00-0.13 Ft	0.13-0.50 Ft	0.00-0.13 Ft	0.13-0.50 Ft	0.00-0.13 Ft	0.13-0.50 Ft	0.00-0.13 Ft	0.13-0.50 Ft
		Field Sample ID	OL-1210-11	OL-1210-12	OL-1206-19	OL-1206-20	OL-1210-09	OL-1210-10	OL-1213-09	OL-1213-10
		Sample Date	5/26/2010	5/26/2010	5/25/2010	5/25/2010	5/26/2010	5/26/2010	5/26/2010	5/26/2010
		SDG	JA47522	JA47522	JA47433	JA47433	JA47522	JA47522	JA47521	JA47521
		Matrix	SOIL	SOIL	SOIL	SOIL	SOIL	SOIL	SOIL	SOIL
		Sample Purpose	Regular sample	Regular sample	Regular sample	Regular sample	Regular sample	Regular sample	Regular sample	Regular sample
		Sample Type	Sediment	Sediment	Sediment	Sediment	Sediment	Sediment	Sediment	Sediment
Method	Parameter Name	Units								
ASTM D4643-00	SOLIDS, PERCENT	%								
Lloyd Kahn	TOTAL ORGANIC CARBON	mg/kg	19000 J	16700 J	30100 J	20400 J	20600 J	11700 J	30700 J	25800 J
SM2540G	SOLIDS, PERCENT	%	34.7	36.3	33.6	40.2	31.4	41.8	35.4	36.2
SW7471	MERCURY	mg/kg	2 J	2.1 J	2.6 J	3.5 J	1.7 J	2 J	1.1 J	2 J
SW8082	AROCLOR-1016	ug/kg	9.4 UJ	8.9 UJ	9.7 UJ	8.2 UJ	10 UJ	7.9 UJ	9.4 UJ	9.2 UJ
SW8082	AROCLOR-1221	ug/kg	9.4 UJ	8.9 UJ	9.7 UJ	8.2 UJ	10 UJ	7.9 UJ	9.4 UJ	9.2 UJ
SW8082	AROCLOR-1232	ug/kg	25.2 J	24.9 J	9.7 UJ	8.2 UJ	15.4 J	33.9 J	23.1 J	27.9 J
SW8082	AROCLOR-1242	ug/kg	9.4 UJ	8.9 UJ	9.7 UJ	8.2 UJ	10 UJ	7.9 UJ	9.4 UJ	9.2 UJ
SW8082	AROCLOR-1248	ug/kg	9.4 UJ	8.9 UJ	9.7 UJ	8.2 UJ	10 UJ	7.9 UJ	9.4 UJ	9.2 UJ
SW8082	AROCLOR-1254	ug/kg	9.4 UJ	8.9 UJ	9.7 UJ	13.9 J	10 UJ	10.5 J	14.1 J	15.3 J
SW8082	AROCLOR-1260	ug/kg	9.4 UJ	8.9 UJ	9.7 UJ	8.2 UJ	10 UJ	7.9 UJ	9.4 UJ	11 J
SW8082	AROCLOR-1268	ug/kg	9.4 UJ	8.9 UJ	9.7 UJ	8.2 UJ	10 UJ	7.9 UJ	46.5 J	9.2 UJ
SW8082	PCBS, N.O.S.	ug/kg	25.2 J	24.9 J	9.7 UJ	13.9 J	15.4 J	44.4 J	83.7 J	54.3 J
SW8260	1,2,3-TRICHLOROBENZENE	ug/kg	R	2.9 UJ	3.1 UJ	2.5 UJ	3.5 UJ	2.7 UJ	R	3 UJ
SW8260	1,2,4-TRICHLOROBENZENE	ug/kg	R	2.9 UJ	3.1 UJ	2.5 UJ	3.5 UJ	2.7 UJ	R	3 UJ
SW8260	1,2-DICHLOROBENZENE	ug/kg	2.9 UJ	2.9 UJ	3.1 UJ	2.5 UJ	3.5 UJ	2.7 UJ	2.9 UJ	3 UJ
SW8260	1,3,5-TRICHLOROBENZENE	ug/kg	R	2.9 UJ	3.1 UJ	2.5 UJ	3.5 UJ	2.7 UJ	2.9 UJ	3 UJ
SW8260	1,3-DICHLOROBENZENE	ug/kg	2.9 UJ	2.9 UJ	3.1 UJ	2.5 UJ	3.5 UJ	0.73 J	2.9 UJ	3 UJ
SW8260	1,4-DICHLOROBENZENE	ug/kg	2.9 UJ	2.9 UJ	3.1 UJ	2.5 UJ	3.5 UJ	2.7 UJ	2.9 UJ	3 UJ
SW8260	BENZENE	ug/kg	2.9 UJ	2.9 UJ	3.1 UJ	2.5 UJ	3.5 UJ	2.7 J	2.9 UJ	3 UJ
SW8260	CHLOROBENZENE	ug/kg	2.9 UJ	2.9 UJ	3.1 UJ	2.5 UJ	3.5 UJ	1.2 J	2.9 UJ	3 UJ
SW8260	ETHYLBENZENE	ug/kg	2.9 UJ	2.9 UJ	3.1 UJ	2.5 UJ	3.5 UJ	2.7 UJ	2.9 UJ	3 UJ
SW8260	NAPHTHALENE	ug/kg	14 UJ	15 UJ	16 UJ	13 UJ	18 UJ	13 UJ	15 UJ	15 UJ
SW8260	O-XYLENE	ug/kg	2.9 UJ	2.9 UJ	3.1 UJ	2.5 UJ	3.5 UJ	2.7 UJ	2.9 UJ	3 UJ
SW8260	TOLUENE	ug/kg	2.9 UJ	2.9 UJ	3.1 UJ	2.5 UJ	3.5 UJ	2.7 UJ	2.9 UJ	3 UJ
SW8260	XYLENES, M & P	ug/kg	2.9 UJ	2.9 UJ	3.1 UJ	2.5 UJ	3.5 UJ	2.7 UJ	2.9 UJ	3 UJ
SW8260	XYLENES, TOTAL	ug/kg	2.9 UJ	2.9 UJ	3.1 UJ	2.5 UJ	3.5 UJ	2.7 UJ	2.9 UJ	3 UJ
SW8270	ACENAPHTHENE	ug/kg	8.2 UJ	7.9 UJ	8.5 UJ	7.1 UJ	9.1 UJ	6.8 UJ	8 UJ	7.9 UJ
SW8270	ACENAPHTHYLENE	ug/kg	8.2 UJ	7.9 UJ	16.5 J	7.1 UJ	9.1 UJ	6.8 UJ	8 UJ	10 J
SW8270	ANTHRACENE	ug/kg	8.2 UJ	7.9 UJ	18.9 J	11.7 J	9.1 UJ	6.8 UJ	8 UJ	25.3 J
SW8270	BENZO(A)ANTHRACENE	ug/kg	25.7 J	15.6 J	89.9 J	37.3 J	30.9 J	26.1 J	29.9 J	100 J
SW8270	BENZO(A)PYRENE	ug/kg	25.6 J	13 J	104 J	46.4 J	32.4 J	26.9 J	30.2 J	103 J
SW8270	BENZO(B)FLUORANTHENE	ug/kg	17.3 J	17.4 J	155 J	58.6 J	43.6 J	37.7 J	38.5 J	152 J
SW8270	BENZO(G,H,I)PERYLENE	ug/kg	23.9 J	10.9 J	95 J	37.8 J	26.8 J	22 J	26.7 J	89.6 J
SW8270	BENZO(K)FLUORANTHENE	ug/kg	37.7 J	13.5 J	88.4 J	40.8 J	32 J	21 J	28.2 J	88.4 J
SW8270	CHRYSENE	ug/kg	24.2 J	15.7 J	110 J	44.9 J	37.7 J	30.4 J	38.1 J	115 J
SW8270	DIBENZO(A,H)ANTHRACENE	ug/kg	8.2 UJ	7.9 UJ	43.2 J	7.1 UJ	9.1 UJ	6.8 UJ	8 UJ	40.3 J
SW8270	FLUORANTHENE	ug/kg	38.7 J	23.3 J	178 J	78.3 J	61.8 J	46.3 J	65.9 J	210 J
SW8270	FLUORENE	ug/kg	8.2 UJ	7.9 UJ	8.5 UJ	7.1 UJ	9.1 UJ	6.8 UJ	8 UJ	7.9 UJ
SW8270	INDENO(1,2,3-CD)PYRENE	ug/kg	29.6 J	16.4 J	123 J	49.2 J	35.4 J	28.1 J	23.9 J	87.9 J
SW8270	PHENANTHRENE	ug/kg	14.8 J	7.9 UJ	62.7 J	27.6 J	23.4 J	22 J	25.9 J	84.8 J
SW8270	PYRENE	ug/kg	41.7 J	25.5 J	176 J	78.3 J	60.2 J	47.8 J	53.4 J	181 J

TABLE 6
SUMMARY OF SMU 8 PECQ ANALYTICAL RESULTS

		Location	OL-VC-80164	OL-VC-80164	OL-VC-80165	OL-VC-80165	OL-VC-80166	OL-VC-80166	OL-VC-80167	OL-VC-80167
		Sample Depth	0.00-0.13 Ft	0.13-0.50 Ft	0.00-0.13 Ft	0.13-0.50 Ft	0.00-0.13 Ft	0.13-0.50 Ft	0.00-0.13 Ft	0.13-0.50 Ft
		Field Sample ID	OL-1213-11	OL-1213-12	OL-1206-17	OL-1206-18	OL-1210-01	OL-1210-02	OL-1210-03	OL-1210-04
		Sample Date	5/26/2010	5/26/2010	5/25/2010	5/25/2010	5/25/2010	5/25/2010	5/25/2010	5/25/2010
		SDG	JA47521	JA47521	JA47433	JA47433	JA47522	JA47522	JA47522	JA47522
		Matrix	SOIL	SOIL	SOIL	SOIL	SOIL	SOIL	SOIL	SOIL
		Sample Purpose	Field duplicate	Field duplicate	Regular sample	Regular sample	Regular sample	Regular sample	Regular sample	Regular sample
		Sample Type	Sediment	Sediment	Sediment	Sediment	Sediment	Sediment	Sediment	Sediment
Method	Parameter Name	Units								
ASTM D4643-00	SOLIDS, PERCENT	%								
Lloyd Kahn	TOTAL ORGANIC CARBON	mg/kg	27900 J	26400 J	28100 J	25000 J	25900 J	30000 J	25600 J	28600 J
SM2540G	SOLIDS, PERCENT	%	35.6	36.7	31.1	34.7	29.9	40.4	33.1	33.3
SW7471	MERCURY	mg/kg	1.2 J	2.2 J	1.9 J	2 J	2 J	8 J	1.5 J	3.5 J
SW8082	AROCLOR-1016	ug/kg	9.3 UJ	9 UJ	11 UJ	9.4 UJ	11 UJ	8.2 UJ	9.9 UJ	9.8 UJ
SW8082	AROCLOR-1221	ug/kg	9.3 UJ	9 UJ	11 UJ	9.4 UJ	11 UJ	8.2 UJ	9.9 UJ	9.8 UJ
SW8082	AROCLOR-1232	ug/kg	22 J	20.1 J	11 UJ	9.4 UJ	22.6 J	72.5 J	34.4 J	65.7 J
SW8082	AROCLOR-1242	ug/kg	9.3 UJ	9 UJ	11 UJ	9.4 UJ	11 UJ	8.2 UJ	9.9 UJ	9.8 UJ
SW8082	AROCLOR-1248	ug/kg	9.3 UJ	9 UJ	11 UJ	9.4 UJ	11 UJ	8.2 UJ	9.9 UJ	9.8 UJ
SW8082	AROCLOR-1254	ug/kg	11.1 J	9 UJ	23.8 J	41.7 J	11 UJ	27 J	9.9 UJ	14.9 J
SW8082	AROCLOR-1260	ug/kg	9.3 UJ	9 UJ	11 UJ	19.1 J	11 UJ	12 J	9.9 UJ	9.8 UJ
SW8082	AROCLOR-1268	ug/kg	9.3 UJ	9 UJ	11 UJ	9.4 UJ	11 UJ	8.2 UJ	9.9 UJ	9.8 UJ
SW8082	PCBS, N.O.S.	ug/kg	33.1 J	20.1 J	23.8 J	60.8 J	22.6 J	112 J	34.4 J	80.6 J
SW8260	1,2,3-TRICHLOROBENZENE	ug/kg	2.8 UJ	2.6 UJ	3.2 UJ	3.1 UJ	3.7 UJ	2.8 UJ	3.4 UJ	3.3 UJ
SW8260	1,2,4-TRICHLOROBENZENE	ug/kg	2.8 UJ	2.6 UJ	3.2 UJ	3.1 UJ	3.7 UJ	2.8 UJ	3.4 UJ	3.3 UJ
SW8260	1,2-DICHLOROBENZENE	ug/kg	2.8 UJ	2.6 UJ	3.2 UJ	3.1 UJ	3.7 UJ	2.8 UJ	3.4 UJ	3.3 UJ
SW8260	1,3,5-TRICHLOROBENZENE	ug/kg	2.8 UJ	2.6 UJ	3.2 UJ	3.1 UJ	3.7 UJ	2.8 UJ	3.4 UJ	3.3 UJ
SW8260	1,3-DICHLOROBENZENE	ug/kg	2.8 UJ	2.6 UJ	3.2 UJ	3.1 UJ	3.7 UJ	1.3 J	3.4 UJ	3.3 UJ
SW8260	1,4-DICHLOROBENZENE	ug/kg	2.8 UJ	2.6 UJ	1.3 J	1.2 J	1.6 J	3.4 J	3.4 UJ	1.2 J
SW8260	BENZENE	ug/kg	2.8 UJ	2.6 UJ	3.2 UJ	3.1 UJ	3.7 UJ	2.8 UJ	3.4 UJ	3.3 UJ
SW8260	CHLOROBENZENE	ug/kg	2.8 UJ	2.6 UJ	3.2 UJ	1.1 J	1.6 J	6.2 J	3.4 UJ	3.3 UJ
SW8260	ETHYLBENZENE	ug/kg	2.8 UJ	2.6 UJ	3.2 UJ	3.1 UJ	3.7 UJ	2.8 UJ	3.4 UJ	3.3 UJ
SW8260	NAPHTHALENE	ug/kg	14 UJ	13 UJ	16 UJ	16 UJ	19 UJ	14 UJ	17 UJ	17 UJ
SW8260	O-XYLENE	ug/kg	2.8 UJ	2.6 UJ	3.2 UJ	3.1 UJ	3.7 UJ	2.8 UJ	3.4 UJ	3.3 UJ
SW8260	TOLUENE	ug/kg	2.8 UJ	2.6 UJ	3.2 UJ	3.1 UJ	3.7 UJ	2.8 UJ	3.4 UJ	3.3 UJ
SW8260	XYLENES, M & P	ug/kg	2.8 UJ	2.6 UJ	3.2 UJ	3.1 UJ	3.7 UJ	2.8 UJ	3.4 UJ	3.3 UJ
SW8260	XYLENES, TOTAL	ug/kg	2.8 UJ	2.6 UJ	3.2 UJ	3.1 UJ	3.7 UJ	2.8 UJ	3.4 UJ	3.3 UJ
SW8270	ACENAPHTHENE	ug/kg	8 UJ	7.8 UJ	9.2 UJ	8.2 UJ	9.6 UJ	7.1 UJ	8.6 UJ	8.6 UJ
SW8270	ACENAPHTHYLENE	ug/kg	8 UJ	7.8 UJ	14.6 J	10.7 J	10.4 J	7.1 UJ	14.8 J	8.6 UJ
SW8270	ANTHRACENE	ug/kg	8 UJ	7.8 UJ	12.6 J	11.2 J	14.7 J	7.1 UJ	16.3 J	8.6 UJ
SW8270	BENZO(A)ANTHRACENE	ug/kg	29.2 J	29.7 J	46.3 J	28.2 J	40.5 J	22.8 J	51.8 J	39.1 J
SW8270	BENZO(A)PYRENE	ug/kg	32 J	32.1 J	51.1 J	31 J	41.5 J	19.6 J	61.7 J	40.3 J
SW8270	BENZO(B)FLUORANTHENE	ug/kg	41.3 J	44.2 J	73.3 J	54.1 J	48.7 J	27.9 J	100 J	49.3 J
SW8270	BENZO(G,H,I)PERYLENE	ug/kg	32.2 J	25.5 J	50.4 J	29.1 J	43.6 J	16.4 J	57.8 J	34.6 J
SW8270	BENZO(K)FLUORANTHENE	ug/kg	29.2 J	22 J	48.2 J	16.5 J	41.4 J	15.7 J	39.7 J	41.1 J
SW8270	CHRYSENE	ug/kg	36.3 J	37.1 J	56.8 J	37 J	49.6 J	24.2 J	69.5 J	42.8 J
SW8270	DIBENZO(A,H)ANTHRACENE	ug/kg	8 UJ	7.8 UJ	23.5 J	11.4 J	9.6 UJ	7.1 UJ	8.6 UJ	8.6 UJ
SW8270	FLUORANTHENE	ug/kg	61.3 J	55 J	88.2 J	56.4 J	72.1 J	43.6 J	94.6 J	67.7 J
SW8270	FLUORENE	ug/kg	8 UJ	7.8 UJ	9.2 UJ	8.2 UJ	9.6 UJ	33.5 J	8.6 UJ	8.6 UJ
SW8270	INDENO(1,2,3-CD)PYRENE	ug/kg	32.3 J	28.4 J	61.7 J	34.2 J	39.1 J	20.4 J	61.3 J	39.2 J
SW8270	PHENANTHRENE	ug/kg	24.4 J	22.7 J	32.9 J	24.7 J	37.3 J	29.3 J	37.6 J	31.1 J
SW8270	PYRENE	ug/kg	52.8 J	50.4 J	91.6 J	61.6 J	75.5 J	48.8 J	100 J	81.3 J

TABLE 6
SUMMARY OF SMU 8 PECQ ANALYTICAL RESULTS

		Location	OL-VC-80168	OL-VC-80168	OL-VC-80169	OL-VC-80169	OL-VC-80170	OL-VC-80170	OL-VC-80171	OL-VC-80171
		Sample Depth	0.00-0.13 Ft	0.13-0.50 Ft	0.00-0.13 Ft	0.13-0.50 Ft	0.00-0.13 Ft	0.13-0.50 Ft	0.00-0.13 Ft	0.13-0.50 Ft
		Field Sample ID	OL-1210-05	OL-1210-06	OL-1210-07	OL-1210-08	OL-1204-07	OL-1204-08	OL-1204-09	OL-1204-10
		Sample Date	5/26/2010	5/26/2010	5/26/2010	5/26/2010	5/24/2010	5/24/2010	5/24/2010	5/24/2010
		SDG	JA47522	JA47522	JA47522	JA47522	JA47302	JA47302	JA47302	JA47302
		Matrix	SOIL	SOIL	SOIL	SOIL	SOIL	SOIL	SOIL	SOIL
		Sample Purpose	Regular sample	Regular sample	Regular sample	Regular sample	Regular sample	Regular sample	Regular sample	Regular sample
		Sample Type	Sediment	Sediment	Sediment	Sediment	Sediment	Sediment	Sediment	Sediment
Method	Parameter Name	Units								
ASTM D4643-00	SOLIDS, PERCENT	%								
Lloyd Kahn	TOTAL ORGANIC CARBON	mg/kg	19800 J	26100 J	27200 J	21300 J	30000 J	28200 J	31800 J	38000 J
SM2540G	SOLIDS, PERCENT	%	31.5	34.1	20.8	30.6	23.1	31	23.3	30.4
SW7471	MERCURY	mg/kg	2.3 J	2 J	1.7 J	2.1 J	1.9 J	2 J	1.7 J	2.4 J
SW8082	AROCLOR-1016	ug/kg	11 UJ	9.6 UJ	16 UJ	11 UJ	14 UJ	11 UJ	14 UJ	11 UJ
SW8082	AROCLOR-1221	ug/kg	11 UJ	9.6 UJ	16 UJ	11 UJ	14 UJ	11 UJ	14 UJ	11 UJ
SW8082	AROCLOR-1232	ug/kg	19.4 J	9.6 UJ	33.9 JN	129 JN	86.2 J	11 UJ	82.5 J	11 UJ
SW8082	AROCLOR-1242	ug/kg	11 UJ	9.6 UJ	16 UJ	11 UJ	14 UJ	28.2 J	14 UJ	143 J
SW8082	AROCLOR-1248	ug/kg	11 UJ	9.6 UJ	16 UJ	11 UJ	14 UJ	11 UJ	14 UJ	11 UJ
SW8082	AROCLOR-1254	ug/kg	11 UJ	18.4 J	16 UJ	30.7 J	41.8 J	28.4 J	36.1 J	91.4 J
SW8082	AROCLOR-1260	ug/kg	11 UJ	9.6 UJ	16 UJ	17.3 J	22.5 J	13.1 J	14 UJ	46.5 J
SW8082	AROCLOR-1268	ug/kg	11 UJ	9.6 UJ	16 UJ	11 UJ	14 UJ	11 UJ	14 UJ	11 UJ
SW8082	PCBS, N.O.S.	ug/kg	19.4 J	18.4 J	33.9 J	177 J	150 J	69.7 J	119 J	281 J
SW8260	1,2,3-TRICHLOROBENZENE	ug/kg	3.5 UJ	3.3 UJ	5.3 UJ	3.6 UJ	4.8 UJ	3.5 UJ	4.3 UJ	3.3 UJ
SW8260	1,2,4-TRICHLOROBENZENE	ug/kg	3.5 UJ	3.3 UJ	5.3 UJ	3.6 UJ	4.8 UJ	3.5 UJ	4.3 UJ	3.3 UJ
SW8260	1,2-DICHLOROBENZENE	ug/kg	3.5 UJ	3.3 UJ	5.3 UJ	3.6 UJ	4.8 UJ	3.5 UJ	1.2 J	0.9 J
SW8260	1,3,5-TRICHLOROBENZENE	ug/kg	3.5 UJ	3.3 UJ	5.3 UJ	3.6 UJ	4.8 UJ	3.5 UJ	4.3 UJ	3.3 UJ
SW8260	1,3-DICHLOROBENZENE	ug/kg	3.5 UJ	3.3 UJ	5.3 UJ	3.6 UJ	4.8 UJ	3.5 UJ	4.3 UJ	3.3 UJ
SW8260	1,4-DICHLOROBENZENE	ug/kg	3.5 UJ	2 J	2.4 J	2.2 J	2.2 J	3.4 J	5.1 J	5.1 J
SW8260	BENZENE	ug/kg	3.5 UJ	3.3 UJ	5.3 UJ	3.6 UJ	4.8 UJ	3.5 UJ	4.3 UJ	3.3 UJ
SW8260	CHLOROBENZENE	ug/kg	3.5 UJ	2.5 J	5.3 UJ	4 J	2.6 J	8.9 J	9.1 J	15.1 J
SW8260	ETHYLBENZENE	ug/kg	3.5 UJ	3.3 UJ	5.3 UJ	3.6 UJ	4.8 UJ	3.5 UJ	4.3 UJ	3.3 UJ
SW8260	NAPHTHALENE	ug/kg	18 UJ	16 UJ	27 UJ	18 UJ	24 UJ	18 UJ	21 UJ	16 UJ
SW8260	O-XYLENE	ug/kg	3.5 UJ	3.3 UJ	5.3 UJ	3.6 UJ	4.8 UJ	3.5 UJ	4.3 UJ	3.3 UJ
SW8260	TOLUENE	ug/kg	3.5 UJ	3.3 UJ	5.3 UJ	3.6 UJ	4.8 UJ	3.5 UJ	4.3 UJ	3.3 UJ
SW8260	XYLENES, M & P	ug/kg	3.5 UJ	3.3 UJ	5.3 UJ	3.6 UJ	4.8 UJ	3.5 UJ	4.3 UJ	3.3 UJ
SW8260	XYLENES, TOTAL	ug/kg	3.5 UJ	3.3 UJ	5.3 UJ	3.6 UJ	4.8 UJ	3.5 UJ	4.3 UJ	3.3 UJ
SW8270	ACENAPHTHENE	ug/kg	9 UJ	8.3 UJ	14 UJ	9.3 UJ	14 UJ	23.8 J	14 UJ	37.5 J
SW8270	ACENAPHTHYLENE	ug/kg	16.5 J	8.3 UJ	14 UJ	9.3 UJ	45.2 J	54.4 J	66.4 J	81.7 J
SW8270	ANTHRACENE	ug/kg	16.4 J	8.3 UJ	14 UJ	9.3 UJ	44.5 J	66.6 J	69.1 J	102 J
SW8270	BENZO(A)ANTHRACENE	ug/kg	58.6 J	28 J	40.2 J	28.1 J	152 J	163 J	200 J	230 J
SW8270	BENZO(A)PYRENE	ug/kg	70.9 J	25.8 J	42 J	28.4 J	159 J	149 J	215 J	201 J
SW8270	BENZO(B)FLUORANTHENE	ug/kg	112 J	29.3 J	45.7 J	32.9 J	288 J	189 J	355 J	286 J
SW8270	BENZO(G,H,I)PERYLENE	ug/kg	65.7 J	21.6 J	36.4 J	22.3 J	151 J	137 J	192 J	182 J
SW8270	BENZO(K)FLUORANTHENE	ug/kg	61.8 J	31.7 J	40.4 J	25.7 J	83.4 J	149 J	134 J	135 J
SW8270	CHRYSENE	ug/kg	80.7 J	30.6 J	40.7 J	33.4 J	178 J	187 J	252 J	255 J
SW8270	DIBENZO(A,H)ANTHRACENE	ug/kg	20.2 J	8.3 UJ	14 UJ	9.3 UJ	58.2 J	58.5 J	77.9 J	71.9 J
SW8270	FLUORANTHENE	ug/kg	110 J	47 J	64.6 J	49.8 J	264 J	290 J	381 J	446 J
SW8270	FLUORENE	ug/kg	9 UJ	8.3 UJ	14 UJ	9.3 UJ	14 UJ	53 J	40.1 J	83.5 J
SW8270	INDENO(1,2,3-CD)PYRENE	ug/kg	72.6 J	25.6 J	38 J	27.1 J	187 J	161 J	245 J	205 J
SW8270	PHENANTHRENE	ug/kg	42 J	23.3 J	29.4 J	29.1 J	103 J	163 J	176 J	277 J
SW8270	PYRENE	ug/kg	118 J	55.9 J	67.7 J	55.7 J	274 J	315 J	382 J	468 J

TABLE 6
SUMMARY OF SMU 8 PECQ ANALYTICAL RESULTS

		Location	OL-VC-80172	OL-VC-80172	OL-VC-80173	OL-VC-80173	OL-VC-80174	OL-VC-80174	OL-VC-80175	OL-VC-80175
		Sample Depth	0.00-0.13 Ft	0.13-0.50 Ft	0.00-0.13 Ft	0.13-0.50 Ft	0.00-0.13 Ft	0.13-0.50 Ft	0.00-0.13 Ft	0.13-0.50 Ft
		Field Sample ID	OL-1206-07	OL-1206-08	OL-1206-11	OL-1206-12	OL-1210-19	OL-1210-20	OL-1204-05	OL-1204-06
		Sample Date	5/25/2010	5/25/2010	5/25/2010	5/25/2010	5/26/2010	5/26/2010	5/24/2010	5/24/2010
		SDG	JA47433	JA47433	JA47433	JA47433	JA47522	JA47522	JA47302	JA47302
		Matrix	SOIL	SOIL	SOIL	SOIL	SOIL	SOIL	SOIL	SOIL
		Sample Purpose	Regular sample	Regular sample	Regular sample	Regular sample	Regular sample	Regular sample	Regular sample	Regular sample
		Sample Type	Sediment	Sediment	Sediment	Sediment	Sediment	Sediment	Sediment	Sediment
Method	Parameter Name	Units								
ASTM D4643-00	SOLIDS, PERCENT	%								
Lloyd Kahn	TOTAL ORGANIC CARBON	mg/kg	35300 J	30500 J	32700 J	33200 J	22500 J	25900 J	35300 J	28500 J
SM2540G	SOLIDS, PERCENT	%	22	24.5	31.4	30	32.2	30.6	22.9	29.5
SW7471	MERCURY	mg/kg	1.4 J	2 J	1.4 J	1.8 J	1.3 J	2.4 J	1.7 J	0.025 UJ
SW8082	AROCLOR-1016	ug/kg	15 UJ	27 UJ	10 UJ	11 UJ	10 UJ	11 UJ	14 UJ	11 UJ
SW8082	AROCLOR-1221	ug/kg	15 UJ	27 UJ	10 UJ	11 UJ	10 UJ	11 UJ	14 UJ	11 UJ
SW8082	AROCLOR-1232	ug/kg	15 UJ	27 UJ	10 UJ	11 UJ	10 UJ	135 J	57.7 J	11 UJ
SW8082	AROCLOR-1242	ug/kg	82.5 J	27 UJ	10 UJ	11 UJ	10 UJ	11 UJ	14 UJ	65.2 J
SW8082	AROCLOR-1248	ug/kg	15 UJ	27 UJ	10 UJ	11 UJ	10 UJ	11 UJ	14 UJ	11 UJ
SW8082	AROCLOR-1254	ug/kg	51.9 J	75.4 J	45.6 J	109 J	46.9 JN	43.1 J	30.2 J	64.6 J
SW8082	AROCLOR-1260	ug/kg	21.5 J	45.4 J	18.8 J	64.6 J	30.2 J	30.4 J	14 UJ	26.8 J
SW8082	AROCLOR-1268	ug/kg	15 UJ	27 UJ	10 UJ	11 UJ	10 UJ	11 UJ	14 UJ	11 UJ
SW8082	PCBS, N.O.S.	ug/kg	156 J	121 J	64.4 J	174 J	77.1 J	208 J	87.9 J	157 J
SW8260	1,2,3-TRICHLOROBENZENE	ug/kg	4.8 UJ	4.4 UJ	3.5 UJ	3.3 UJ	3.2 UJ	3.6 UJ	4.5 UJ	3.8 UJ
SW8260	1,2,4-TRICHLOROBENZENE	ug/kg	4.8 UJ	4.4 UJ	3.5 UJ	3.3 UJ	3.2 UJ	3.6 UJ	4.5 UJ	3.8 UJ
SW8260	1,2-DICHLOROBENZENE	ug/kg	4.8 UJ	2.3 J	3.5 UJ	2.2 J	3.2 UJ	1.2 J	4.5 UJ	3.8 UJ
SW8260	1,3,5-TRICHLOROBENZENE	ug/kg	4.8 UJ	4.4 UJ	3.5 UJ	3.3 UJ	3.2 UJ	3.6 UJ	4.5 UJ	3.8 UJ
SW8260	1,3-DICHLOROBENZENE	ug/kg	4.8 UJ	4.4 UJ	3.5 UJ	1.1 J	3.2 UJ	3.6 UJ	4.5 UJ	3.8 UJ
SW8260	1,4-DICHLOROBENZENE	ug/kg	3.1 J	8.3 J	2.3 J	7.6 J	1.9 J	6 J	2.4 J	4 J
SW8260	BENZENE	ug/kg	4.8 UJ	3.4 J	3.5 UJ	3.3 UJ	3.2 UJ	1.2 J	4.5 UJ	3.8 UJ
SW8260	CHLOROBENZENE	ug/kg	5.8 J	17.2 J	2.6 J	13.6 J	3.8 J	15.5 J	3 J	18.8 J
SW8260	ETHYLBENZENE	ug/kg	4.8 UJ	4.4 UJ	3.5 UJ	3.3 UJ	3.2 UJ	3.6 UJ	4.5 UJ	3.8 UJ
SW8260	NAPHTHALENE	ug/kg	24 UJ	22 UJ	18 UJ	17 UJ	16 UJ	18 UJ	23 UJ	19 UJ
SW8260	O-XYLENE	ug/kg	4.8 UJ	4.4 UJ	3.5 UJ	3.3 UJ	3.2 UJ	3.6 UJ	4.5 UJ	3.8 UJ
SW8260	TOLUENE	ug/kg	4.8 UJ	4.4 UJ	3.5 UJ	3.3 UJ	3.2 UJ	3.6 UJ	4.5 UJ	3.8 UJ
SW8260	XYLENES, M & P	ug/kg	4.8 UJ	4.4 UJ	3.5 UJ	3.3 UJ	3.2 UJ	3.6 UJ	4.5 UJ	3.8 UJ
SW8260	XYLENES, TOTAL	ug/kg	4.8 UJ	4.4 UJ	3.5 UJ	1.7 J	3.2 UJ	3.6 UJ	4.5 UJ	3.8 UJ
SW8270	ACENAPHTHENE	ug/kg	13 UJ	12 UJ	31 J	53.1 J	8.8 UJ	27.5 J	15 UJ	28.2 J
SW8270	ACENAPHTHYLENE	ug/kg	30.6 J	44.7 J	87.2 J	163 J	39.9 J	103 J	34.7 J	76.9 J
SW8270	ANTHRACENE	ug/kg	37.3 J	45 J	96.5 J	172 J	38.8 J	96.3 J	31.1 J	84.7 J
SW8270	BENZO(A)ANTHRACENE	ug/kg	141 J	130 J	352 J	435 J	141 J	260 J	121 J	195 J
SW8270	BENZO(A)PYRENE	ug/kg	174 J	142 J	401 J	424 J	159 J	262 J	126 J	186 J
SW8270	BENZO(B)FLUORANTHENE	ug/kg	221 J	211 J	394 J	458 J	200 J	322 J	188 J	295 J
SW8270	BENZO(G,H,I)PERYLENE	ug/kg	166 J	114 J	362 J	386 J	144 J	265 J	116 J	174 J
SW8270	BENZO(K)FLUORANTHENE	ug/kg	182 J	91.3 J	257 J	200 J	143 J	270 J	106 J	114 J
SW8270	CHRYSENE	ug/kg	188 J	155 J	437 J	418 J	180 J	329 J	151 J	231 J
SW8270	DIBENZO(A,H)ANTHRACENE	ug/kg	65.9 J	50.6 J	148 J	164 J	49.5 J	92.5 J	48.6 J	70 J
SW8270	FLUORANTHENE	ug/kg	286 J	241 J	621 J	644 J	262 J	445 J	213 J	347 J
SW8270	FLUORENE	ug/kg	13 UJ	22.6 J	34.9 J	69.2 J	8.8 UJ	36.9 J	15 UJ	64.2 J
SW8270	INDENO(1,2,3-CD)PYRENE	ug/kg	209 J	147 J	235 J	468 J	187 J	299 J	135 J	201 J
SW8270	PHENANTHRENE	ug/kg	107 J	126 J	239 J	386 J	99 J	217 J	85.4 J	210 J
SW8270	PYRENE	ug/kg	281 J	241 J	516 J	586 J	267 J	428 J	223 J	366 J

TABLE 6
SUMMARY OF SMU 8 PECQ ANALYTICAL RESULTS

		Location	OL-VC-80176	OL-VC-80176	OL-VC-80177	OL-VC-80177	OL-VC-80178	OL-VC-80178	OL-VC-80179	OL-VC-80179
		Sample Depth	0.00-0.13 Ft	0.13-0.50 Ft	0.00-0.13 Ft	0.13-0.50 Ft	0.00-0.13 Ft	0.13-0.50 Ft	0.00-0.13 Ft	0.13-0.50 Ft
		Field Sample ID	OL-1204-11	OL-1204-12	OL-1205-03	OL-1205-04	OL-1206-05	OL-1206-06	OL-1206-13	OL-1206-14
		Sample Date	5/24/2010	5/24/2010	5/24/2010	5/24/2010	5/25/2010	5/25/2010	5/25/2010	5/25/2010
		SDG	JA47302	JA47302	JA47432	JA47432	JA47433	JA47433	JA47433	JA47433
		Matrix	SOIL	SOIL	SOIL	SOIL	SOIL	SOIL	SOIL	SOIL
		Sample Purpose	Regular sample	Regular sample	Regular sample	Regular sample	Regular sample	Regular sample	Regular sample	Regular sample
		Sample Type	Sediment	Sediment	Sediment	Sediment	Sediment	Sediment	Sediment	Sediment
Method	Parameter Name	Units								
ASTM D4643-00	SOLIDS, PERCENT	%			20.8	28.1				
Lloyd Kahn	TOTAL ORGANIC CARBON	mg/kg	32100 J	35200 J	36200 J	32300 J	35800 J	37500 J	38200 J	38500 J
SM2540G	SOLIDS, PERCENT	%	23.9	31.3			26.4	27.7	34.1	27.9
SW7471	MERCURY	mg/kg	1.9 J	2 J	1.6 J	2.3 J	1.6 J	2.5 J	1.4 J	2.9 J
SW8082	AROCLOR-1016	ug/kg	14 UJ	11 UJ	16 UJ	12 UJ	12 UJ	24 UJ	9.7 UJ	12 UJ
SW8082	AROCLOR-1221	ug/kg	14 UJ	11 UJ	16 UJ	12 UJ	12 UJ	24 UJ	9.7 UJ	12 UJ
SW8082	AROCLOR-1232	ug/kg	88.7 J	11 UJ	243 J	210 JN	12 UJ	24 UJ	9.7 UJ	12 UJ
SW8082	AROCLOR-1242	ug/kg	14 UJ	217 J	16 UJ	12 UJ	37.9 J	24 UJ	9.7 UJ	12 UJ
SW8082	AROCLOR-1248	ug/kg	14 UJ	11 UJ	16 UJ	12 UJ	12 UJ	24 UJ	9.7 UJ	12 UJ
SW8082	AROCLOR-1254	ug/kg	38.9 J	158 J	63.5 J	90.6 J	30.9 J	24 UJ	39.6 J	60 J
SW8082	AROCLOR-1260	ug/kg	21.2 J	74.6 J	34.7 J	37.1 J	18 J	51.2 J	40.3 J	39.9 J
SW8082	AROCLOR-1268	ug/kg	14 UJ	11 UJ	16 UJ	12 UJ	12 UJ	24 UJ	9.7 UJ	12 UJ
SW8082	PCBS, N.O.S.	ug/kg	149 J	450 J	341 J	338 JN	86.8 J	51.2 J	79.9 J	99.9 J
SW8260	1,2,3-TRICHLOROBENZENE	ug/kg	4.5 UJ	3.5 UJ	5.2 UJ	3.5 UJ	3.7 UJ	3.5 UJ	2.9 UJ	3.7 UJ
SW8260	1,2,4-TRICHLOROBENZENE	ug/kg	4.5 UJ	3.5 UJ	5.2 UJ	3.5 UJ	3.7 UJ	3.5 UJ	2.9 UJ	3.7 UJ
SW8260	1,2-DICHLOROBENZENE	ug/kg	4.5 UJ	3.5 UJ	1.9 J	1.8 J	1.3 J	2.7 J	2.9 UJ	3 J
SW8260	1,3,5-TRICHLOROBENZENE	ug/kg	4.5 UJ	3.5 UJ	5.2 UJ	3.5 UJ	3.7 UJ	3.5 UJ	2.9 UJ	3.7 UJ
SW8260	1,3-DICHLOROBENZENE	ug/kg	4.5 UJ	3.5 UJ	5.2 UJ	1.2 J	3.7 UJ	1.9 J	2.9 UJ	1.9 J
SW8260	1,4-DICHLOROBENZENE	ug/kg	3.3 J	4.7 J	7.6 J	9.6 J	4.4 J	13.5 J	3 J	14.5 J
SW8260	BENZENE	ug/kg	4.5 UJ	3.5 UJ	5.2 UJ	1.6 J	3.7 UJ	1.2 J	2.9 UJ	3.7 UJ
SW8260	CHLOROBENZENE	ug/kg	5.4 J	15.1 J	8.2 J	14.9 J	9 J	29.7 J	4.4 J	17.7 J
SW8260	ETHYLBENZENE	ug/kg	4.5 UJ	3.5 UJ	5.2 UJ	3.5 UJ	3.7 UJ	3.5 UJ	2.9 UJ	3.7 UJ
SW8260	NAPHTHALENE	ug/kg	22 UJ	18 UJ	26 UJ	17 UJ	19 UJ	18 UJ	15 UJ	18 UJ
SW8260	O-XYLENE	ug/kg	4.5 UJ	3.5 UJ	5.2 UJ	3.5 UJ	3.7 UJ	3.5 UJ	2.9 UJ	3.7 UJ
SW8260	TOLUENE	ug/kg	4.5 UJ	3.5 UJ	5.2 UJ	3.5 UJ	3.7 UJ	3.5 UJ	2.9 UJ	3.7 UJ
SW8260	XYLENES, M & P	ug/kg	4.5 UJ	3.5 UJ	5.2 UJ	3.5 UJ	3.7 UJ	2.3 J	2.9 UJ	3.7 UJ
SW8260	XYLENES, TOTAL	ug/kg	4.5 UJ	3.5 UJ	5.2 UJ	3.5 UJ	3.7 UJ	2.3 J	2.9 UJ	1.9 J
SW8270	ACENAPHTHENE	ug/kg	14 UJ	39.6 J	14 UJ	10 UJ	16.7 J	31.6 J	21 J	20.5 J
SW8270	ACENAPHTHYLENE	ug/kg	61.9 J	80.6 J	14 UJ	10 UJ	50 J	81.4 J	69.8 J	64.3 J
SW8270	ANTHRACENE	ug/kg	60.2 J	110 J	14 UJ	19.8 J	52.9 J	99.5 J	66.2 J	66.8 J
SW8270	BENZO(A)ANTHRACENE	ug/kg	192 J	251 J	35.9 J	51.4 J	179 J	252 J	237 J	176 J
SW8270	BENZO(A)PYRENE	ug/kg	208 J	227 J	32.3 J	44.1 J	206 J	271 J	262 J	177 J
SW8270	BENZO(B)FLUORANTHENE	ug/kg	280 J	325 J	29.7 J	72.4 J	273 J	317 J	401 J	235 J
SW8270	BENZO(G,H,I)PERYLENE	ug/kg	207 J	204 J	33.4 J	43 J	200 J	246 J	240 J	161 J
SW8270	BENZO(K)FLUORANTHENE	ug/kg	199 J	159 J	62.6 J	43.2 J	209 J	264 J	188 J	150 J
SW8270	CHRYSENE	ug/kg	235 J	291 J	39.1 J	61.9 J	229 J	305 J	294 J	207 J
SW8270	DIBENZO(A,H)ANTHRACENE	ug/kg	79.6 J	78.1 J	14 UJ	10 UJ	89.2 J	100 J	102 J	76.1 J
SW8270	FLUORANTHENE	ug/kg	350 J	509 J	56.2 J	84.3 J	334 J	434 J	403 J	297 J
SW8270	FLUORENE	ug/kg	14 UJ	90.6 J	14 UJ	10 UJ	21.1 J	47.7 J	26.3 J	29.1 J
SW8270	INDENO(1,2,3-CD)PYRENE	ug/kg	247 J	238 J	28 J	41.9 J	236 J	281 J	309 J	191 J
SW8270	PHENANTHRENE	ug/kg	140 J	293 J	14 UJ	43.8 J	133 J	238 J	173 J	142 J
SW8270	PYRENE	ug/kg	357 J	504 J	50.5 J	91.8 J	342 J	453 J	340 J	312 J

TABLE 6
SUMMARY OF SMU 8 PECQ ANALYTICAL RESULTS

		Location	OL-VC-80180	OL-VC-80180	OL-VC-80181	OL-VC-80181	OL-VC-80182	OL-VC-80182	OL-VC-80183	OL-VC-80183
		Sample Depth	0.00-0.13 Ft	0.13-0.50 Ft	0.00-0.13 Ft	0.13-0.50 Ft	0.00-0.13 Ft	0.13-0.50 Ft	0.00-0.13 Ft	0.13-0.50 Ft
		Field Sample ID	OL-1205-05	OL-1205-06	OL-1206-09	OL-1206-10	OL-1210-17	OL-1210-18	OL-1076-03	OL-1076-04
		Sample Date	5/24/2010	5/24/2010	5/25/2010	5/25/2010	5/26/2010	5/26/2010	5/20/2010	5/20/2010
		SDG	JA47432	JA47432	JA47433	JA47433	JA47522	JA47522	JA47063	JA47063
		Matrix	SOIL	SOIL	SOIL	SOIL	SOIL	SOIL	SOIL	SOIL
		Sample Purpose	Regular sample	Regular sample	Regular sample	Regular sample	Regular sample	Regular sample	Regular sample	Regular sample
		Sample Type	Sediment	Sediment	Sediment	Sediment	Sediment	Sediment	Sediment	Sediment
Method	Parameter Name	Units								
ASTM D4643-00	SOLIDS, PERCENT	%	21.1	26.9						
Lloyd Kahn	TOTAL ORGANIC CARBON	mg/kg	37300 J	36000 J	35000 J	26800 J	24200 J	28300 J	27800 J	41200 J
SM2540G	SOLIDS, PERCENT	%			24.6	26.7	32.7	29.2	30.5	33.9
SW7471	MERCURY	mg/kg	1.6 J	2.6 J	2 J	2.5 J	1.8 J	2.8 J	2.5 J	4.2 J
SW8082	AROCLOR-1016	ug/kg	16 UJ	12 UJ	27 UJ	25 UJ	10 UJ	11 UJ	11 UJ	9.8 UJ
SW8082	AROCLOR-1221	ug/kg	16 UJ	12 UJ	27 UJ	25 UJ	10 UJ	11 UJ	11 UJ	9.8 UJ
SW8082	AROCLOR-1232	ug/kg	172 J	163 J	27 UJ	25 UJ	122 JN	209 J	11 UJ	9.8 UJ
SW8082	AROCLOR-1242	ug/kg	16 UJ	12 UJ	27 UJ	25 UJ	10 UJ	11 UJ	11 UJ	68.3 J
SW8082	AROCLOR-1248	ug/kg	16 UJ	12 UJ	27 UJ	25 UJ	10 UJ	11 UJ	70.5 J	9.8 UJ
SW8082	AROCLOR-1254	ug/kg	59.7 J	62.8 J	75.1 J	100 J	23.8 JN	49 J	30.6 J	80.4 JN
SW8082	AROCLOR-1260	ug/kg	32.4 J	31.6 J	48.4 J	58.5 J	16.1 J	27.6 J	19.8 J	46.6 J
SW8082	AROCLOR-1268	ug/kg	16 UJ	12 UJ	27 UJ	25 UJ	10 UJ	11 UJ	11 UJ	9.8 UJ
SW8082	PCBS, N.O.S.	ug/kg	265 J	258 J	124 J	159 J	162 JN	286 J	121 J	195 J
SW8260	1,2,3-TRICHLOROBENZENE	ug/kg	4.6 UJ	3.7 UJ	4.4 UJ	4 UJ	3.1 UJ	3.9 UJ	3.5 UJ	2.9 UJ
SW8260	1,2,4-TRICHLOROBENZENE	ug/kg	4.6 UJ	3.7 UJ	4.4 UJ	4 UJ	3.1 UJ	3.9 UJ	3.5 UJ	2.9 UJ
SW8260	1,2-DICHLOROBENZENE	ug/kg	1.4 J	1.2 J	1.3 J	3.2 J	3.1 UJ	1.9 J	3.5 UJ	1.6 J
SW8260	1,3,5-TRICHLOROBENZENE	ug/kg	4.6 UJ	3.7 UJ	4.4 UJ	4 UJ	3.1 UJ	3.9 UJ	3.5 UJ	2.9 UJ
SW8260	1,3-DICHLOROBENZENE	ug/kg	4.6 UJ	1 J	4.4 UJ	1.7 J	3.1 UJ	3.9 UJ	3.5 UJ	1.7 J
SW8260	1,4-DICHLOROBENZENE	ug/kg	5.8 J	10.4 J	4.3 J	14.2 J	2.7 J	7.5 J	2 J	8.2 J
SW8260	BENZENE	ug/kg	4.6 UJ	2.3 J	4.4 UJ	1.9 J	3.1 UJ	4 J	3.5 UJ	2.9 UJ
SW8260	CHLOROBENZENE	ug/kg	4.8 J	24 J	5.6 J	23.5 J	4.1 J	23.6 J	3.4 J	20.3 J
SW8260	ETHYLBENZENE	ug/kg	4.6 UJ	3.7 UJ	4.4 UJ	4 UJ	3.1 UJ	3.9 UJ	3.5 UJ	2.9 UJ
SW8260	NAPHTHALENE	ug/kg	23 UJ	19 UJ	22 UJ	20 UJ	16 UJ	19 UJ	17 UJ	15 UJ
SW8260	O-XYLENE	ug/kg	4.6 UJ	3.7 UJ	4.4 UJ	4 UJ	3.1 UJ	3.9 UJ	3.5 UJ	2.2 J
SW8260	TOLUENE	ug/kg	4.6 UJ	3.7 UJ	4.4 UJ	4 UJ	3.1 UJ	3.9 UJ	3.5 UJ	2.9 UJ
SW8260	XYLENES, M & P	ug/kg	4.6 UJ	3.7 UJ	4.4 UJ	1.9 J	3.1 UJ	3.9 UJ	3.5 UJ	2.9 UJ
SW8260	XYLENES, TOTAL	ug/kg	4.6 UJ	3.7 UJ	4.4 UJ	1.9 J	3.1 UJ	3.9 UJ	3.5 UJ	3.4 J
SW8270	ACENAPHTHENE	ug/kg	14 UJ	26.5 J	12 UJ	11 UJ	8.7 UJ	9.7 UJ	9.3 UJ	8.4 UJ
SW8270	ACENAPHTHYLENE	ug/kg	14 UJ	43.9 J	29.4 J	44 J	37.2 J	64.1 J	9.3 UJ	8.4 UJ
SW8270	ANTHRACENE	ug/kg	14.3 J	51.7 J	26.5 J	41.8 J	34 J	62.7 J	9.3 UJ	12.4 J
SW8270	BENZO(A)ANTHRACENE	ug/kg	69 J	130 J	92.4 J	116 J	118 J	183 J	17.7 J	28.5 J
SW8270	BENZO(A)PYRENE	ug/kg	75.5 J	138 J	109 J	123 J	134 J	196 J	18.2 J	26.2 J
SW8270	BENZO(B)FLUORANTHENE	ug/kg	107 J	216 J	170 J	193 J	207 J	277 J	30.5 J	40.1 J
SW8270	BENZO(G,H,I)PERYLENE	ug/kg	67.1 J	110 J	105 J	102 J	118 J	164 J	17 J	22.8 J
SW8270	BENZO(K)FLUORANTHENE	ug/kg	54.7 J	92.5 J	73.1 J	248 J	104 J	126 J	11.9 J	20.7 J
SW8270	CHRYSENE	ug/kg	88.4 J	143 J	125 J	139 J	159 J	241 J	21.4 J	33.9 J
SW8270	DIBENZO(A,H)ANTHRACENE	ug/kg	14 UJ	16.4 J	46.7 J	42.9 J	42.2 J	60.1 J	9.3 UJ	8.4 UJ
SW8270	FLUORANTHENE	ug/kg	116 J	235 J	181 J	195 J	225 J	329 J	35.7 J	60.6 J
SW8270	FLUORENE	ug/kg	14 UJ	22.9 J	13.2 J	21.3 J	8.7 UJ	24.8 J	9.3 UJ	8.4 UJ
SW8270	INDENO(1,2,3-CD)PYRENE	ug/kg	55.4 J	90.7 J	128 J	119 J	151 J	210 J	21.4 J	27.3 J
SW8270	PHENANTHRENE	ug/kg	60.6 J	148 J	72.8 J	104 J	90.2 J	157 J	15.7 J	31.7 J
SW8270	PYRENE	ug/kg	117 J	237 J	187 J	207 J	235 J	359 J	37.8 J	63.4 J

TABLE 6
SUMMARY OF SMU 8 PECQ ANALYTICAL RESULTS

		Location	OL-VC-80184	OL-VC-80184	OL-VC-80185	OL-VC-80185	OL-VC-80186	OL-VC-80186	OL-VC-80186	OL-VC-80186
		Sample Depth	0.00-0.13 Ft	0.13-0.50 Ft	0.00-0.13 Ft	0.13-0.50 Ft	0.00-0.13 Ft	0.13-0.50 Ft	0.00-0.13 Ft	0.13-0.50 Ft
		Field Sample ID	OL-1204-01	OL-1204-02	OL-1205-13	OL-1205-14	OL-1205-01	OL-1205-02	OL-1213-01	OL-1213-02
		Sample Date	5/24/2010	5/24/2010	5/24/2010	5/24/2010	5/24/2010	5/24/2010	5/24/2010	5/24/2010
		SDG	JA47302	JA47302	JA47432	JA47432	JA47432	JA47432	JA47521	JA47521
		Matrix	SOIL	SOIL	SOIL	SOIL	SOIL	SOIL	SOIL	SOIL
		Sample Purpose	Regular sample	Regular sample	Regular sample	Regular sample	Regular sample	Regular sample	Field duplicate	Field duplicate
		Sample Type	Sediment	Sediment	Sediment	Sediment	Sediment	Sediment	Sediment	Sediment
Method	Parameter Name	Units								
ASTM D4643-00	SOLIDS, PERCENT	%					21.4	28.8		
Lloyd Kahn	TOTAL ORGANIC CARBON	mg/kg	31000 J	32200 J	34000 J	37200 J	41700 J	50900 J	35100 J	30900 J
SM2540G	SOLIDS, PERCENT	%	23.4	28.8	23.7	31			22.8	29.7
SW7471	MERCURY	mg/kg	2.3 J	2.3 J	2.2 J	2.7 J	2 J	2.9 J	2.1 J	0.026 J
SW8082	AROCLOR-1016	ug/kg	14 UJ	11 UJ	14 UJ	11 UJ	15 UJ	12 UJ	15 UJ	11 UJ
SW8082	AROCLOR-1221	ug/kg	14 UJ	11 UJ	14 UJ	11 UJ	15 UJ	12 UJ	15 UJ	11 UJ
SW8082	AROCLOR-1232	ug/kg	92.4 J	11 UJ	172 J	170 J	181 J	12 UJ	134 J	190 J
SW8082	AROCLOR-1242	ug/kg	14 UJ	181 J	14 UJ	11 UJ	15 UJ	644 J	15 UJ	11 UJ
SW8082	AROCLOR-1248	ug/kg	14 UJ	11 UJ	14 UJ	11 UJ	15 UJ	12 UJ	15 UJ	11 UJ
SW8082	AROCLOR-1254	ug/kg	14 UJ	170 J	74.5 J	78.8 J	62.7 J	424 J	51.2 J	87.5 J
SW8082	AROCLOR-1260	ug/kg	18.8 J	67.5 J	45.5 J	41.1 J	32.1 J	207 J	32.8 J	45.4 J
SW8082	AROCLOR-1268	ug/kg	14 UJ	11 UJ	14 UJ	11 UJ	15 UJ	12 UJ	15 UJ	11 UJ
SW8082	PCBS, N.O.S.	ug/kg	111 J	425 J	292 J	290 J	276 J	1280 J	218 J	323 J
SW8260	1,2,3-TRICHLOROBENZENE	ug/kg	4.6 UJ	3.7 UJ	4.2 UJ	15 UJ	5.3 UJ	3.8 UJ	4.6 UJ	R
SW8260	1,2,4-TRICHLOROBENZENE	ug/kg	R	3.7 UJ	4.2 UJ	15 UJ	5.3 UJ	3.8 UJ	4.6 UJ	R
SW8260	1,2-DICHLOROBENZENE	ug/kg	4.6 UJ	1.1 J	4.2 UJ	40.7 J	1.8 J	3.8 UJ	2.2 J	3.4 UJ
SW8260	1,3,5-TRICHLOROBENZENE	ug/kg	R	3.7 UJ	4.2 UJ	15 UJ	5.3 UJ	3.8 UJ	4.6 UJ	R
SW8260	1,3-DICHLOROBENZENE	ug/kg	4.6 UJ	1 J	5.3 J	23.5 J	5.3 UJ	1.7 J	4.6 UJ	1.2 J
SW8260	1,4-DICHLOROBENZENE	ug/kg	5.2 J	6.2 J	14.3 J	38.1 J	6.8 J	13.3 J	7.4 J	10.4 J
SW8260	BENZENE	ug/kg	4.6 UJ	3.7 UJ	40.4 J	136 J	5.3 UJ	5.4 J	4.6 UJ	1.5 J
SW8260	CHLOROBENZENE	ug/kg	9.8 J	18.3 J	365 J	1640 J	11.7 J	46.4 J	14.5 J	23.1 J
SW8260	ETHYLBENZENE	ug/kg	4.6 UJ	3.7 UJ	4.2 UJ	15 UJ	5.3 UJ	3.8 UJ	4.6 UJ	3.4 UJ
SW8260	NAPHTHALENE	ug/kg	23 UJ	18 UJ	21 UJ	19.8 J	27 UJ	R	23 UJ	17 UJ
SW8260	O-XYLENE	ug/kg	4.6 UJ	3.7 UJ	4.2 UJ	15 UJ	5.3 UJ	1.9 J	4.6 UJ	3.4 UJ
SW8260	TOLUENE	ug/kg	4.6 UJ	3.7 UJ	4.2 UJ	15 UJ	5.3 UJ	3.8 UJ	4.6 UJ	3.4 UJ
SW8260	XYLENES, M & P	ug/kg	4.6 UJ	3.7 UJ	4.2 UJ	7.7 J	5.3 UJ	2.3 J	4.6 UJ	3.4 UJ
SW8260	XYLENES, TOTAL	ug/kg	4.6 UJ	2.4 J	4.2 UJ	13.7 J	5.3 UJ	4.2 J	4.6 UJ	3.4 UJ
SW8270	ACENAPHTHENE	ug/kg	14 UJ	40.8 J	12 UJ	9.2 UJ	35.5 J	9.9 UJ	12 UJ	9.6 UJ
SW8270	ACENAPHTHYLENE	ug/kg	25.9 J	104 J	15.9 J	10.6 J	50.1 J	9.9 UJ	17 J	14.7 J
SW8270	ANTHRACENE	ug/kg	53.6 J	124 J	23.7 J	21.6 J	76.8 J	30.2 J	22.7 J	19.2 J
SW8270	BENZO(A)ANTHRACENE	ug/kg	212 J	305 J	67.4 J	44.2 J	260 J	79.7 J	62.2 J	40 J
SW8270	BENZO(A)PYRENE	ug/kg	250 J	279 J	62.5 J	37.3 J	328 J	78.2 J	66.7 J	33.1 J
SW8270	BENZO(B)FLUORANTHENE	ug/kg	424 J	403 J	113 J	51.4 J	517 J	115 J	109 J	46 J
SW8270	BENZO(G,H,I)PERYLENE	ug/kg	185 J	255 J	72.1 J	34.1 J	307 J	76.1 J	69.5 J	37.1 J
SW8270	BENZO(K)FLUORANTHENE	ug/kg	189 J	200 J	50.4 J	26.6 J	349 J	62.4 J	48.6 J	28.2 J
SW8270	CHRYSENE	ug/kg	280 J	345 J	66.5 J	45 J	325 J	87.3 J	76 J	34.8 J
SW8270	DIBENZO(A,H)ANTHRACENE	ug/kg	71.8 J	111 J	19 J	9.2 UJ	13 UJ	9.9 UJ	12 UJ	15.4 J
SW8270	FLUORANTHENE	ug/kg	440 J	511 J	117 J	71.3 J	524 J	150 J	123 J	52.5 J
SW8270	FLUORENE	ug/kg	34.8 J	92.6 J	12 UJ	17.1 J	28.5 J	9.9 UJ	12 UJ	15.4 J
SW8270	INDENO(1,2,3-CD)PYRENE	ug/kg	236 J	284 J	47.4 J	33.2 J	271 J	54.8 J	57.9 J	33.4 J
SW8270	PHENANTHRENE	ug/kg	179 J	289 J	58.7 J	42.8 J	253 J	99.1 J	51.3 J	32.1 J
SW8270	PYRENE	ug/kg	444 J	569 J	110 J	65.7 J	551 J	138 J	108 J	59.2 J

TABLE 6
SUMMARY OF SMU 8 PECQ ANALYTICAL RESULTS

		Location	OL-VC-80187	OL-VC-80187	OL-VC-80188	OL-VC-80188	OL-VC-80189	OL-VC-80189	OL-VC-80190	OL-VC-80190
		Sample Depth	0.00-0.13 Ft	0.13-0.50 Ft	0.00-0.13 Ft	0.13-0.50 Ft	0.00-0.13 Ft	0.13-0.50 Ft	0.00-0.13 Ft	0.13-0.50 Ft
		Field Sample ID	OL-1205-11	OL-1205-12	OL-1205-19	OL-1205-20	OL-1210-15	OL-1210-16	OL-1205-17	OL-1205-18
		Sample Date	5/24/2010	5/24/2010	5/25/2010	5/25/2010	5/26/2010	5/26/2010	5/25/2010	5/25/2010
		SDG	JA47432	JA47432	JA47432	JA47432	JA47522	JA47522	JA47432	JA47432
		Matrix	SOIL	SOIL	SOIL	SOIL	SOIL	SOIL	SOIL	SOIL
		Sample Purpose	Regular sample	Regular sample	Regular sample	Regular sample	Regular sample	Regular sample	Regular sample	Regular sample
		Sample Type	Sediment	Sediment	Sediment	Sediment	Sediment	Sediment	Sediment	Sediment
Method	Parameter Name	Units								
ASTM D4643-00	SOLIDS, PERCENT	%								
Lloyd Kahn	TOTAL ORGANIC CARBON	mg/kg	35700 J	32900 J	32300 J	29900 J	24000 J	26000 J	33900 J	31600 J
SM2540G	SOLIDS, PERCENT	%	21.9	26.8	29.2	30.1	33.9	31.5	34.3	33.1
SW7471	MERCURY	mg/kg	1.7 J	3.5 J	2.8 J	2.7 J	1.8 J	2.4 J	1.8 J	3.3 J
SW8082	AROCLOR-1016	ug/kg	15 UJ	12 UJ	11 UJ	11 UJ	9.6 UJ	10 UJ	9.7 UJ	10 UJ
SW8082	AROCLOR-1221	ug/kg	15 UJ	12 UJ	11 UJ	11 UJ	9.6 UJ	10 UJ	9.7 UJ	10 UJ
SW8082	AROCLOR-1232	ug/kg	125 J	269 J	95 J	237 J	57.1 J	126 JN	120 J	247 JN
SW8082	AROCLOR-1242	ug/kg	15 UJ	12 UJ	11 UJ	11 UJ	9.6 UJ	10 UJ	9.7 UJ	10 UJ
SW8082	AROCLOR-1248	ug/kg	15 UJ	12 UJ	11 UJ	11 UJ	9.6 UJ	10 UJ	9.7 UJ	10 UJ
SW8082	AROCLOR-1254	ug/kg	40.5 J	120 J	29.6 J	105 J	17.6 J	22.5 JN	48.5 J	66.4 J
SW8082	AROCLOR-1260	ug/kg	23.4 J	56.2 J	20.3 J	56.8 J	13.4 J	10 UJ	30.7 J	48.8 J
SW8082	AROCLOR-1268	ug/kg	15 UJ	12 UJ	11 UJ	11 UJ	9.6 UJ	10 UJ	9.7 UJ	10 UJ
SW8082	PCBS, N.O.S.	ug/kg	189 J	445 J	145 J	400 J	88.1 J	148 JN	199 J	362 JN
SW8260	1,2,3-TRICHLOROBENZENE	ug/kg	4.8 UJ	3.7 UJ	3.8 UJ	3.3 UJ	3.6 UJ	3.5 UJ	3.2 UJ	3.1 UJ
SW8260	1,2,4-TRICHLOROBENZENE	ug/kg	4.8 UJ	3.7 UJ	3.8 UJ	3.3 UJ	3.6 UJ	3.5 UJ	3.2 UJ	3.1 UJ
SW8260	1,2-DICHLOROBENZENE	ug/kg	4.8 UJ	1.2 J	3.8 UJ	2.3 J	3.6 UJ	3.5 UJ	3.2 UJ	1.1 J
SW8260	1,3,5-TRICHLOROBENZENE	ug/kg	4.8 UJ	3.7 UJ	3.8 UJ	3.3 UJ	3.6 UJ	3.5 UJ	3.2 UJ	3.1 UJ
SW8260	1,3-DICHLOROBENZENE	ug/kg	4.8 UJ	3.7 UJ	3.8 UJ	1.7 J	3.6 UJ	3.5 UJ	3.2 UJ	3.1 UJ
SW8260	1,4-DICHLOROBENZENE	ug/kg	3.3 J	7.8 J	3 J	12.2 J	2.3 J	3.9 J	3 J	5.8 J
SW8260	BENZENE	ug/kg	4.8 UJ	3.7 UJ	3.8 UJ	2 J	3.6 UJ	1.4 J	3.2 UJ	1.4 J
SW8260	CHLOROBENZENE	ug/kg	5.3 J	15.4 J	9.3 J	31.2 J	4.1 J	15.5 J	4.5 J	9.6 J
SW8260	ETHYLBENZENE	ug/kg	4.8 UJ	3.7 UJ	3.8 UJ	3.3 UJ	3.6 UJ	3.5 UJ	3.2 UJ	3.1 UJ
SW8260	NAPHTHALENE	ug/kg	24 UJ	18 UJ	19 UJ	17 UJ	18 UJ	18 UJ	16 UJ	16 UJ
SW8260	O-XYLENE	ug/kg	4.8 UJ	3.7 UJ	3.8 UJ	3.3 UJ	3.6 UJ	3.5 UJ	3.2 UJ	3.1 UJ
SW8260	TOLUENE	ug/kg	4.8 UJ	3.7 UJ	3.8 UJ	3.3 UJ	3.6 UJ	3.5 UJ	3.2 UJ	3.1 UJ
SW8260	XYLENES, M & P	ug/kg	4.8 UJ	3.7 UJ	3.8 UJ	1.6 J	3.6 UJ	3.5 UJ	3.2 UJ	3.1 UJ
SW8260	XYLENES, TOTAL	ug/kg	4.8 UJ	3.7 UJ	3.8 UJ	2.2 J	3.6 UJ	3.5 UJ	3.2 UJ	3.1 UJ
SW8270	ACENAPHTHENE	ug/kg	13 UJ	11 UJ	25.1 J	21.2 J	8.4 UJ	9 UJ	22.4 J	8.6 UJ
SW8270	ACENAPHTHYLENE	ug/kg	13 UJ	31.5 J	43 J	48 J	18 J	65.4 J	44.3 J	26.7 J
SW8270	ANTHRACENE	ug/kg	23.5 J	46.4 J	41.4 J	47.6 J	18.3 J	60.1 J	49.9 J	20.3 J
SW8270	BENZO(A)ANTHRACENE	ug/kg	65.8 J	94.9 J	154 J	137 J	58.6 J	186 J	152 J	94.6 J
SW8270	BENZO(A)PYRENE	ug/kg	66.8 J	95.1 J	159 J	147 J	58.6 J	197 J	158 J	83.4 J
SW8270	BENZO(B)FLUORANTHENE	ug/kg	102 J	143 J	226 J	182 J	68.6 J	231 J	238 J	86 J
SW8270	BENZO(G,H,I)PERYLENE	ug/kg	69.1 J	72.2 J	142 J	118 J	55.8 J	166 J	145 J	80.5 J
SW8270	BENZO(K)FLUORANTHENE	ug/kg	44.7 J	64.9 J	128 J	122 J	57.5 J	169 J	123 J	102 J
SW8270	CHRYSENE	ug/kg	85.6 J	102 J	168 J	135 J	62.2 J	229 J	166 J	98.5 J
SW8270	DIBENZO(A,H)ANTHRACENE	ug/kg	15.7 J	18.3 J	39.2 J	45.8 J	8.4 UJ	56.6 J	29.4 J	12.3 J
SW8270	FLUORANTHENE	ug/kg	115 J	149 J	278 J	229 J	100 J	309 J	273 J	146 J
SW8270	FLUORENE	ug/kg	13 UJ	26.8 J	12.5 J	16.5 J	8.4 UJ	9 UJ	10.5 J	8.6 UJ
SW8270	INDENO(1,2,3-CD)PYRENE	ug/kg	58.8 J	82.6 J	134 J	99.3 J	63.8 J	207 J	132 J	69.4 J
SW8270	PHENANTHRENE	ug/kg	51.9 J	93.8 J	123 J	136 J	39.8 J	134 J	136 J	76.3 J
SW8270	PYRENE	ug/kg	119 J	162 J	288 J	214 J	104 J	340 J	262 J	139 J

TABLE 6
SUMMARY OF SMU 8 PECQ ANALYTICAL RESULTS

		Location	OL-VC-80191	OL-VC-80191	OL-VC-80191	OL-VC-80191	OL-VC-80192	OL-VC-80192	OL-VC-80193	OL-VC-80193
		Sample Depth	0.00-0.13 Ft	0.13-0.50 Ft	0.00-0.13 Ft	0.13-0.50 Ft	0.00-0.13 Ft	0.13-0.50 Ft	0.00-0.13 Ft	0.13-0.50 Ft
		Field Sample ID	OL-1076-01	OL-1076-02	OL-1213-13	OL-1213-14	OL-1204-03	OL-1204-04	OL-1206-01	OL-1206-02
		Sample Date	5/20/2010	5/20/2010	5/20/2010	5/20/2010	5/24/2010	5/24/2010	5/25/2010	5/25/2010
		SDG	JA47063	JA47063	JA47521	JA47521	JA47302	JA47302	JA47433	JA47433
		Matrix	SOIL	SOIL	SOIL	SOIL	SOIL	SOIL	SOIL	SOIL
		Sample Purpose	Regular sample	Regular sample	Field duplicate	Field duplicate	Regular sample	Regular sample	Regular sample	Regular sample
		Sample Type	Sediment	Sediment	Sediment	Sediment	Sediment	Sediment	Sediment	Sediment
Method	Parameter Name	Units								
ASTM D4643-00	SOLIDS, PERCENT	%								
Lloyd Kahn	TOTAL ORGANIC CARBON	mg/kg	33500 J	26600 J	45400 J	37900 J	33300 J	30400 J	40900 J	40600 J
SM2540G	SOLIDS, PERCENT	%	28.2	33	24.3	30.7	20.1	26.2	31.2	29.8
SW7471	MERCURY	mg/kg	3.2 J	3 J	3.1 J	3.4 J	2.4 J	3.4 J	3.6 J	3.6 J
SW8082	AROCLOR-1016	ug/kg	12 UJ	10 UJ	14 UJ	11 UJ	16 UJ	13 UJ	11 UJ	11 UJ
SW8082	AROCLOR-1221	ug/kg	12 UJ	10 UJ	14 UJ	11 UJ	16 UJ	13 UJ	11 UJ	11 UJ
SW8082	AROCLOR-1232	ug/kg	12 UJ	10 UJ	125 JN	11 UJ	169 J	274 J	11 UJ	11 UJ
SW8082	AROCLOR-1242	ug/kg	436 J	42 J	14 UJ	59.2 J	16 UJ	13 UJ	11 UJ	11 UJ
SW8082	AROCLOR-1248	ug/kg	12 UJ	10 UJ	14 UJ	11 UJ	16 UJ	13 UJ	11 UJ	11 UJ
SW8082	AROCLOR-1254	ug/kg	246 J	30.3 JN	61.4 J	59.8 J	46.5 J	127 J	54.3 J	93.5 J
SW8082	AROCLOR-1260	ug/kg	130 J	16.9 J	30.9 J	38.2 J	24.9 J	60.7 J	35.1 J	64.4 J
SW8082	AROCLOR-1268	ug/kg	12 UJ	10 UJ	14 UJ	11 UJ	16 UJ	13 UJ	11 UJ	11 UJ
SW8082	PCBS, N.O.S.	ug/kg	812 J	89.2 J	217 JN	158 J	241 J	462 J	90 J	158 J
SW8260	1,2,3-TRICHLOROBENZENE	ug/kg	3.5 UJ	3.4 UJ	4.7 UJ	11 UJ	5.3 UJ	4.1 UJ	3.3 UJ	3.3 UJ
SW8260	1,2,4-TRICHLOROBENZENE	ug/kg	3.5 UJ	3.4 UJ	4.7 UJ	11 UJ	5.3 UJ	4.1 UJ	3.3 UJ	3.3 UJ
SW8260	1,2-DICHLOROBENZENE	ug/kg	3.5 UJ	3.4 UJ	4.7 UJ	11 UJ	2 J	1.2 J	1.1 J	3.2 J
SW8260	1,3,5-TRICHLOROBENZENE	ug/kg	3.5 UJ	3.4 UJ	4.7 UJ	11 UJ	5.3 UJ	4.1 UJ	3.3 UJ	3.3 UJ
SW8260	1,3-DICHLOROBENZENE	ug/kg	5.1 J	11.3 J	3 J	12.5 J	5.3 UJ	1.4 J	3.3 UJ	2.5 J
SW8260	1,4-DICHLOROBENZENE	ug/kg	31.9 J	30.6 J	22.5 J	48.4 J	8.2 J	12.4 J	5.6 J	20.3 J
SW8260	BENZENE	ug/kg	3.5 UJ	2.8 J	4.7 UJ	11 UJ	5.3 UJ	4.1 UJ	3.3 UJ	3.3 UJ
SW8260	CHLOROBENZENE	ug/kg	291 J	2170 J	233 J	1520 J	15.3 J	27.7 J	15.6 J	54.5 J
SW8260	ETHYLBENZENE	ug/kg	3.5 UJ	3.4 UJ	4.7 UJ	11 UJ	5.3 UJ	4.1 UJ	3.3 UJ	3.3 UJ
SW8260	NAPHTHALENE	ug/kg	18 UJ	10.2 J	23 UJ	11.1 J	26 UJ	20 UJ	17 UJ	4.9 J
SW8260	O-XYLENE	ug/kg	3.5 UJ	2.8 J	4.7 UJ	11 UJ	5.3 UJ	4.1 UJ	3.3 UJ	3.3 UJ
SW8260	TOLUENE	ug/kg	3.5 UJ	3.4 UJ	4.7 UJ	11 UJ	5.3 UJ	4.1 UJ	3.3 UJ	3.3 UJ
SW8260	XYLENES, M & P	ug/kg	3.5 UJ	3.7 J	4.7 UJ	11 UJ	5.3 UJ	4.1 UJ	3.3 UJ	2.6 J
SW8260	XYLENES, TOTAL	ug/kg	3.5 UJ	6.5 J	4.7 UJ	11 UJ	5.3 UJ	4.1 UJ	3.3 UJ	3.4 J
SW8270	ACENAPHTHENE	ug/kg	10 UJ	8.6 UJ	12 UJ	9.3 UJ	16 UJ	53.4 J	36.3 J	40.5 J
SW8270	ACENAPHTHYLENE	ug/kg	25.6 J	8.6 UJ	12 UJ	18.9 J	105 J	146 J	130 J	120 J
SW8270	ANTHRACENE	ug/kg	22.6 J	16.9 J	12 UJ	20 J	106 J	160 J	139 J	150 J
SW8270	BENZO(A)ANTHRACENE	ug/kg	64 J	30.6 J	25.7 J	42.2 J	356 J	388 J	452 J	393 J
SW8270	BENZO(A)PYRENE	ug/kg	78.8 J	34.7 J	23.7 J	39.3 J	411 J	360 J	495 J	432 J
SW8270	BENZO(B)FLUORANTHENE	ug/kg	96.7 J	48.5 J	30.3 J	63.3 J	579 J	461 J	651 J	408 J
SW8270	BENZO(G,H,I)PERYLENE	ug/kg	71.1 J	30.1 J	23.3 J	34.4 J	409 J	326 J	395 J	389 J
SW8270	BENZO(K)FLUORANTHENE	ug/kg	67.7 J	23.1 J	20.4 J	34 J	374 J	290 J	273 J	294 J
SW8270	CHRYSENE	ug/kg	76.6 J	36.3 J	27 J	46.2 J	442 J	416 J	511 J	362 J
SW8270	DIBENZO(A,H)ANTHRACENE	ug/kg	26.1 J	8.6 UJ	13.4 J	15.5 J	155 J	149 J	224 J	178 J
SW8270	FLUORANTHENE	ug/kg	114 J	57 J	30.3 J	65.9 J	629 J	615 J	763 J	665 J
SW8270	FLUORENE	ug/kg	10 UJ	8.6 UJ	12 UJ	24.5 J	41.8 J	87.9 J	72.3 J	94.9 J
SW8270	INDENO(1,2,3-CD)PYRENE	ug/kg	83.6 J	34.8 J	20.5 J	32.7 J	494 J	378 J	333 J	475 J
SW8270	PHENANTHRENE	ug/kg	44.8 J	34.9 J	12 UJ	45.3 J	247 J	363 J	293 J	316 J
SW8270	PYRENE	ug/kg	119 J	64.1 J	30.4 J	80.9 J	654 J	573 J	681 J	614 J

TABLE 6
SUMMARY OF SMU 8 PECQ ANALYTICAL RESULTS

		Location	OL-VC-80194	OL-VC-80194	OL-VC-80195	OL-VC-80195	OL-VC-80195	OL-VC-80195	OL-VC-80196	OL-VC-80196
		Sample Depth	0.00-0.13 Ft	0.13-0.50 Ft	0.00-0.13 Ft	0.13-0.50 Ft	0.00-0.13 Ft	0.13-0.50 Ft	0.00-0.13 Ft	0.13-0.50 Ft
		Field Sample ID	OL-1205-15	OL-1205-16	OL-1205-07	OL-1205-08	OL-1206-15	OL-1206-16	OL-1205-09	OL-1205-10
		Sample Date	5/25/2010	5/25/2010	5/24/2010	5/24/2010	5/24/2010	5/24/2010	5/24/2010	5/24/2010
		SDG	JA47432	JA47432	JA47432	JA47432	JA47433	JA47433	JA47432	JA47432
		Matrix	SOIL	SOIL	SOIL	SOIL	SOIL	SOIL	SOIL	SOIL
		Sample Purpose	Regular sample	Regular sample	Regular sample	Regular sample	Field duplicate	Field duplicate	Regular sample	Regular sample
		Sample Type	Sediment	Sediment	Sediment	Sediment	Sediment	Sediment	Sediment	Sediment
Method	Parameter Name	Units								
ASTM D4643-00	SOLIDS, PERCENT	%			23.2	30.1				
Lloyd Kahn	TOTAL ORGANIC CARBON	mg/kg	33500 J	29900 J	33800 J	31900 J	41300 J	38100 J	34100 J	39700 J
SM2540G	SOLIDS, PERCENT	%	35.6	38.2			24.1	27.8	25.3	26.7
SW7471	MERCURY	mg/kg	1.8 J	2.8 J	2.9 J	3.3 J	3.2 J	3.9 J	2.8 J	3.6 J
SW8082	AROCLOR-1016	ug/kg	9.3 UJ	8.7 UJ	14 UJ	11 UJ	13 UJ	12 UJ	13 UJ	12 UJ
SW8082	AROCLOR-1221	ug/kg	9.3 UJ	8.7 UJ	14 UJ	11 UJ	13 UJ	12 UJ	13 UJ	12 UJ
SW8082	AROCLOR-1232	ug/kg	165 J	316 J	183 J	109 J	13 UJ	12 UJ	176 J	328 J
SW8082	AROCLOR-1242	ug/kg	9.3 UJ	8.7 UJ	14 UJ	11 UJ	13 UJ	29.6 J	13 UJ	12 UJ
SW8082	AROCLOR-1248	ug/kg	9.3 UJ	8.7 UJ	14 UJ	11 UJ	13 UJ	12 UJ	13 UJ	12 UJ
SW8082	AROCLOR-1254	ug/kg	57.2 J	118 J	57.8 J	46 J	13 UJ	19.1 J	52.1 J	130 J
SW8082	AROCLOR-1260	ug/kg	34.6 J	66.4 J	31.7 JN	25 J	13 UJ	15 J	30 J	64.9 J
SW8082	AROCLOR-1268	ug/kg	9.3 UJ	8.7 UJ	14 UJ	11 UJ	13 UJ	12 UJ	13 UJ	12 UJ
SW8082	PCBS, N.O.S.	ug/kg	257 J	500 J	273 J	181 J	13 UJ	63.7 J	259 J	523 J
SW8260	1,2,3-TRICHLOROBENZENE	ug/kg	3.1 UJ	2.6 UJ	4.3 UJ	3.4 UJ	4.2 UJ	4 UJ	4 UJ	3.6 UJ
SW8260	1,2,4-TRICHLOROBENZENE	ug/kg	3.1 UJ	2.6 UJ	4.3 UJ	3.4 UJ	4.2 UJ	4 UJ	4 UJ	3.6 UJ
SW8260	1,2-DICHLOROBENZENE	ug/kg	3.1 UJ	1.4 J	4.3 UJ	3.4 UJ	4.2 UJ	1.5 J	1.5 J	22.6 J
SW8260	1,3,5-TRICHLOROBENZENE	ug/kg	3.1 UJ	2.6 UJ	4.3 UJ	3.4 UJ	4.2 UJ	4 UJ	4 UJ	3.6 UJ
SW8260	1,3-DICHLOROBENZENE	ug/kg	3.1 UJ	2.6 UJ	1.6 J	1.9 J	4.2 UJ	1.4 J	4 UJ	2.5 J
SW8260	1,4-DICHLOROBENZENE	ug/kg	2.4 J	6.2 J	14.1 J	14.5 J	4.1 J	11.9 J	6.6 J	21.1 J
SW8260	BENZENE	ug/kg	3.1 UJ	2.6 UJ	4.3 UJ	3.4 UJ	4.2 UJ	4 UJ	4 UJ	3.6 UJ
SW8260	CHLOROBENZENE	ug/kg	4.6 J	18 J	12.6 J	37.8 J	6.2 J	23.2 J	9.9 J	23.7 J
SW8260	ETHYLBENZENE	ug/kg	3.1 UJ	2.6 UJ	4.3 UJ	3.4 UJ	4.2 UJ	4 UJ	4 UJ	3.6 UJ
SW8260	NAPHTHALENE	ug/kg	16 UJ	13 UJ	22 UJ	17 UJ	21 UJ	20 UJ	20 UJ	18 UJ
SW8260	O-XYLENE	ug/kg	3.1 UJ	2.6 UJ	4.3 UJ	3.4 UJ	4.2 UJ	4 UJ	4 UJ	3.6 UJ
SW8260	TOLUENE	ug/kg	3.1 UJ	2.6 UJ	4.3 UJ	3.4 UJ	4.2 UJ	4 UJ	4 UJ	3.6 UJ
SW8260	XYLENES, M & P	ug/kg	3.1 UJ	2.6 UJ	4.3 UJ	3.4 UJ	4.2 UJ	4 UJ	4 UJ	3.6 UJ
SW8260	XYLENES, TOTAL	ug/kg	3.1 UJ	2.6 UJ	4.3 UJ	3.4 UJ	4.2 UJ	4 UJ	4 UJ	3.6 UJ
SW8270	ACENAPHTHENE	ug/kg	8 UJ	45.8 J	12 UJ	19.5 J	12 UJ	20.4 J	11 UJ	11 UJ
SW8270	ACENAPHTHYLENE	ug/kg	28.3 J	118 J	21.2 J	29 J	44.2 J	74.7 J	11 UJ	28.2 J
SW8270	ANTHRACENE	ug/kg	36.4 J	112 J	32.2 J	29.7 J	38.8 J	68.9 J	11 UJ	30.3 J
SW8270	BENZO(A)ANTHRACENE	ug/kg	98.9 J	354 J	83.3 J	71.9 J	115 J	178 J	47.1 J	93.4 J
SW8270	BENZO(A)PYRENE	ug/kg	111 J	389 J	71.1 J	66.4 J	129 J	178 J	58.7 J	96.3 J
SW8270	BENZO(B)FLUORANTHENE	ug/kg	157 J	446 J	142 J	83.4 J	224 J	253 J	63.1 J	139 J
SW8270	BENZO(G,H,I)PERYLENE	ug/kg	89.7 J	307 J	72.4 J	56.9 J	123 J	166 J	44.9 J	85.4 J
SW8270	BENZO(K)FLUORANTHENE	ug/kg	77.4 J	188 J	39.8 J	69.5 J	65.7 J	118 J	56.6 J	64.7 J
SW8270	CHRYSENE	ug/kg	123 J	353 J	96.7 J	74.2 J	146 J	210 J	53 J	92.7 J
SW8270	DIBENZO(A,H)ANTHRACENE	ug/kg	20.6 J	81.3 J	12 UJ	9.5 UJ	54 J	75.2 J	11 UJ	37.9 J
SW8270	FLUORANTHENE	ug/kg	176 J	480 J	138 J	112 J	210 J	297 J	88.2 J	162 J
SW8270	FLUORENE	ug/kg	8 UJ	44.2 J	23 J	37.4 J	15.6 J	41.1 J	11 UJ	35.1 J
SW8270	INDENO(1,2,3-CD)PYRENE	ug/kg	74 J	279 J	52 J	50.8 J	145 J	193 J	39.9 J	64.5 J
SW8270	PHENANTHRENE	ug/kg	78.5 J	273 J	60.1 J	71.3 J	82.5 J	159 J	37.8 J	92.8 J
SW8270	PYRENE	ug/kg	186 J	529 J	128 J	116 J	218 J	313 J	94.2 J	158 J

TABLE 6
SUMMARY OF SMU 8 PECQ ANALYTICAL RESULTS

		Location	OL-VC-80197	OL-VC-80197	OL-VC-80198	OL-VC-80198	OL-VC-80199	OL-VC-80199	OL-VC-80200	OL-VC-80200
		Sample Depth	0.00-0.13 Ft	0.13-0.50 Ft	0.00-0.13 Ft	0.13-0.50 Ft	0.00-0.13 Ft	0.13-0.50 Ft	0.00-0.13 Ft	0.13-0.50 Ft
		Field Sample ID	OL-1206-03	OL-1206-04	OL-1342-07	OL-1342-08	OL-1342-09	OL-1342-10	OL-1343-01	OL-1343-02
		Sample Date	5/25/2010	5/25/2010	8/11/2010	8/11/2010	8/11/2010	8/11/2010	8/12/2010	8/12/2010
		SDG	JA47433	JA47433	JA53813	JA53813	JA53813	JA53813	JA53848	JA53848
		Matrix	SOIL	SOIL	SOIL	SOIL	SOIL	SOIL	SOIL	SOIL
		Sample Purpose	Regular sample	Regular sample	Regular sample	Regular sample	Regular sample	Regular sample	Regular sample	Regular sample
		Sample Type	Sediment	Sediment	Sediment	Sediment	Sediment	Sediment	Sediment	Sediment
Method	Parameter Name	Units								
ASTM D4643-00	SOLIDS, PERCENT	%								
Lloyd Kahn	TOTAL ORGANIC CARBON	mg/kg	42000 J	37400 J	23900 J	38000 J	26100 J	34100 J	24400 J	29200 J
SM2540G	SOLIDS, PERCENT	%	23.4	29.2	26.5	32.7	24.7	30.5	23.9	31.2
SW7471	MERCURY	mg/kg	3.4 J	2.8 J	1.5 J	2.7 J	0.87 J	2 J	1 J	9 J
SW8082	AROCLOR-1016	ug/kg	14 UJ	11 UJ	12 UJ	10 UJ	13 UJ	11 UJ	14 UJ	11 UJ
SW8082	AROCLOR-1221	ug/kg	14 UJ	11 UJ	12 UJ	10 UJ	13 UJ	11 UJ	14 UJ	11 UJ
SW8082	AROCLOR-1232	ug/kg	14 UJ	11 UJ	12 UJ	10 UJ	13 UJ	11 UJ	14 UJ	11 UJ
SW8082	AROCLOR-1242	ug/kg	14 UJ	11 UJ	12 UJ	10 UJ	13 UJ	11 UJ	28.8 J	97.3 J
SW8082	AROCLOR-1248	ug/kg	14 UJ	11 UJ	58.8 J	225 J	72.5 J	271 J	14 UJ	11 UJ
SW8082	AROCLOR-1254	ug/kg	14 UJ	11 UJ	23.6 J	80.6 J	25.3 J	86.3 J	23 J	64 J
SW8082	AROCLOR-1260	ug/kg	14 UJ	41.4 JN	12 UJ	25.7 J	13 UJ	31.6 J	14 UJ	22.3 J
SW8082	AROCLOR-1268	ug/kg	14 UJ	11 UJ	12 UJ	10 UJ	13 UJ	11 UJ	14 UJ	11 UJ
SW8082	PCBS, N.O.S.	ug/kg	14 UJ	41.4 JN	82.4 J	331 J	98 J	389 J	51.8 J	184 J
SW8260	1,2,3-TRICHLOROBENZENE	ug/kg	R	3.4 UJ	4.2 UJ	3.4 UJ	4.5 UJ	3.6 UJ	4.4 UJ	3.4 UJ
SW8260	1,2,4-TRICHLOROBENZENE	ug/kg	R	3.4 UJ	4.2 UJ	3.4 UJ	4.5 UJ	3.6 UJ	4.4 UJ	3.4 UJ
SW8260	1,2-DICHLOROBENZENE	ug/kg	2.6 J	1.9 J	4.2 UJ	7.6 J	4.5 UJ	2.2 J	2 J	5.7 J
SW8260	1,3,5-TRICHLOROBENZENE	ug/kg	R	3.4 UJ	4.2 UJ	12.4 J	4.5 UJ	5.7 J	4.4 UJ	19.6 J
SW8260	1,3-DICHLOROBENZENE	ug/kg	4.4 UJ	1.9 J	4.2 UJ	11.7 J	4.5 UJ	6.7 J	1.5 J	15.9 J
SW8260	1,4-DICHLOROBENZENE	ug/kg	8.3 J	16.2 J	4.6 J	34 J	2.1 J	20.6 J	6.7 J	49.1 J
SW8260	BENZENE	ug/kg	4.4 UJ	1.3 J	4.2 UJ	3.7 J	4.5 UJ	2.7 J	4.4 UJ	4.3 J
SW8260	CHLOROBENZENE	ug/kg	12.8 J	36.1 J	6.2 J	15.7 J	1.7 J	16 J	6.7 J	25.4 J
SW8260	ETHYLBENZENE	ug/kg	4.4 UJ	3.4 UJ	4.2 UJ	3.4 UJ	4.5 UJ	3.6 UJ	4.4 UJ	3.4 UJ
SW8260	NAPHTHALENE	ug/kg	22 UJ	17 UJ	21 UJ	17 UJ	22 UJ	18 UJ	22 UJ	17 UJ
SW8260	O-XYLENE	ug/kg	4.4 UJ	3.4 UJ	4.2 UJ	3.6 J	4.5 UJ	2.6 J	4.4 UJ	4.7 J
SW8260	TOLUENE	ug/kg	4.4 UJ	3.4 UJ	4.2 UJ	3.4 UJ	4.5 UJ	3.6 UJ	4.4 UJ	3.4 UJ
SW8260	XYLENES, M & P	ug/kg	4.4 UJ	1.7 J	4.2 UJ	6.6 J	4.5 UJ	6.2 J	2.4 J	11.6 J
SW8260	XYLENES, TOTAL	ug/kg	4.4 UJ	1.7 J	4.2 UJ	10.1 J	4.5 UJ	8.7 J	3.5 J	16.3 J
SW8270	ACENAPHTHENE	ug/kg	21.1 J	32.7 J	11 UJ	12.2 J	12 UJ	15.8 J	29.2 J	22.3 J
SW8270	ACENAPHTHYLENE	ug/kg	60 J	95.1 J	11.9 J	19.7 J	12 UJ	24.4 J	119 J	42.3 J
SW8270	ANTHRACENE	ug/kg	66.4 J	106 J	15.5 J	22.8 J	15.7 J	34.9 J	130 J	74.4 J
SW8270	BENZO(A)ANTHRACENE	ug/kg	225 J	261 J	32.4 J	39.5 J	36.3 J	55.4 J	316 J	181 J
SW8270	BENZO(A)PYRENE	ug/kg	256 J	262 J	38.7 J	43.5 J	45.9 J	59.9 J	392 J	160 J
SW8270	BENZO(B)FLUORANTHENE	ug/kg	357 J	424 J	57.2 J	75.6 J	74.8 J	98.6 J	764 J	249 J
SW8270	BENZO(G,H,I)PERYLENE	ug/kg	243 J	239 J	35.8 J	35.8 J	43.3 J	50.9 J	352 J	111 J
SW8270	BENZO(K)FLUORANTHENE	ug/kg	240 J	140 J	27.1 J	28.8 J	34.6 J	45.2 J	285 J	184 J
SW8270	CHRYSENE	ug/kg	304 J	309 J	40.8 J	47.9 J	47 J	70.9 J	391 J	205 J
SW8270	DIBENZO(A,H)ANTHRACENE	ug/kg	107 J	113 J	10.5 J	9.61 J	12.2 J	13.4 J	106 J	32.8 J
SW8270	FLUORANTHENE	ug/kg	448 J	426 J	68 J	85.9 J	75.6 J	123 J	752 J	345 J
SW8270	FLUORENE	ug/kg	27.6 J	52.2 J	11 UJ	27.4 J	12 UJ	28.7 J	61.3 J	117 J
SW8270	INDENO(1,2,3-CD)PYRENE	ug/kg	293 J	284 J	30.2 J	32.2 J	36.5 J	41.7 J	322 J	97.4 J
SW8270	PHENANTHRENE	ug/kg	181 J	242 J	33.3 J	63.9 J	34.7 J	85.2 J	314 J	190 J
SW8270	PYRENE	ug/kg	462 J	446 J	68.2 J	101 J	72.6 J	131 J	716 J	385 J

TABLE 6
SUMMARY OF SMU 8 PECQ ANALYTICAL RESULTS

		Location	OL-VC-80201	OL-VC-80201	OL-VC-80202	OL-VC-80202	OL-VC-80203	OL-VC-80203	OL-VC-80204	OL-VC-80204
		Sample Depth	0.00-0.13 Ft	0.13-0.50 Ft	0.00-0.13 Ft	0.13-0.50 Ft	0.00-0.13 Ft	0.13-0.50 Ft	0.00-0.13 Ft	0.13-0.50 Ft
		Field Sample ID	OL-1343-07	OL-1343-08	OL-1343-03	OL-1343-04	OL-1344-04	OL-1344-05	OL-1343-16	OL-1343-17
		Sample Date	8/12/2010	8/12/2010	8/12/2010	8/12/2010	8/12/2010	8/12/2010	8/12/2010	8/12/2010
		SDG	JA53848	JA53848	JA53848	JA53848	JA53847	JA53847	JA53848	JA53848
		Matrix	SOIL	SOIL	SOIL	SOIL	SOIL	SOIL	SOIL	SOIL
		Sample Purpose	Regular sample	Regular sample	Regular sample	Regular sample	Regular sample	Regular sample	Regular sample	Regular sample
		Sample Type	Sediment	Sediment	Sediment	Sediment	Sediment	Sediment	Sediment	Sediment
Method	Parameter Name	Units								
ASTM D4643-00	SOLIDS, PERCENT	%								
Lloyd Kahn	TOTAL ORGANIC CARBON	mg/kg	24200 J	28000 J	24100 J	36800 J	29300 J	39700 J	23200 J	26300 J
SM2540G	SOLIDS, PERCENT	%	23.1	30.5	23.5	29.3	24.8	32.2	24.2	31.7
SW7471	MERCURY	mg/kg	0.85 J	2.9 J	0.86 J	20.1 J	1.1 J	5.4 J	1 J	1.9 J
SW8082	AROCLOR-1016	ug/kg	14 UJ	11 UJ	14 UJ	11 UJ	13 UJ	10 UJ	14 UJ	10 UJ
SW8082	AROCLOR-1221	ug/kg	14 UJ	11 UJ	14 UJ	11 UJ	13 UJ	10 UJ	14 UJ	10 UJ
SW8082	AROCLOR-1232	ug/kg	14 UJ	11 UJ	14 UJ	11 UJ	13 UJ	10 UJ	14 UJ	10 UJ
SW8082	AROCLOR-1242	ug/kg	36.5 J	77.2 J	28.6 J	211 J	13 UJ	10 UJ	28.7 J	29.4 J
SW8082	AROCLOR-1248	ug/kg	14 UJ	11 UJ	14 UJ	11 UJ	40.6 J	322 J	14 UJ	10 UJ
SW8082	AROCLOR-1254	ug/kg	14 UJ	39.7 J	23.2 J	120 J	18.3 J	124 J	14 UJ	19.2 J
SW8082	AROCLOR-1260	ug/kg	14 UJ	15.2 J	14 UJ	35 J	13 UJ	40.3 J	14 UJ	10 UJ
SW8082	AROCLOR-1268	ug/kg	14 UJ	11 UJ	14 UJ	11 UJ	13 UJ	10 UJ	14 UJ	10 UJ
SW8082	PCBS, N.O.S.	ug/kg	36.5 J	132 J	51.8 J	366 J	58.9 J	486 J	28.7 J	48.6 J
SW8260	1,2,3-TRICHLOROBENZENE	ug/kg	4.8 UJ	3.5 UJ	4.3 UJ	3.8 UJ	4.4 UJ	3.4 UJ	4.5 UJ	3.4 UJ
SW8260	1,2,4-TRICHLOROBENZENE	ug/kg	4.8 UJ	3.5 UJ	4.3 UJ	3.8 UJ	4.4 UJ	3.4 UJ	4.5 UJ	3.4 UJ
SW8260	1,2-DICHLOROBENZENE	ug/kg	4.8 UJ	1.7 J	4.3 UJ	2.2 J	4.4 UJ	1.9 J	4.5 UJ	3.4 UJ
SW8260	1,3,5-TRICHLOROBENZENE	ug/kg	4.8 UJ	7.2 J	4.3 UJ	13.6 J	4.4 UJ	14.7 J	4.5 UJ	2.8 J
SW8260	1,3-DICHLOROBENZENE	ug/kg	4.8 UJ	5.8 J	4.3 UJ	10.3 J	4.4 UJ	11.3 J	4.5 UJ	3.8 J
SW8260	1,4-DICHLOROBENZENE	ug/kg	2.8 J	17.4 J	2.5 J	27.2 J	3.1 J	27.7 J	2.7 J	7.5 J
SW8260	BENZENE	ug/kg	1.8 J	3.7 J	4.3 UJ	2 J	4.4 UJ	4.9 J	4.5 UJ	5.3 J
SW8260	CHLOROBENZENE	ug/kg	3.7 J	16.2 J	2.8 J	22.8 J	4.5 J	31 J	3.3 J	12.8 J
SW8260	ETHYLBENZENE	ug/kg	4.8 UJ	3.5 UJ	4.3 UJ	3.8 UJ	4.4 UJ	3.4 UJ	4.5 UJ	3.4 UJ
SW8260	NAPHTHALENE	ug/kg	24 UJ	17 UJ	22 UJ	19 UJ	22 UJ	17 UJ	22 UJ	17 UJ
SW8260	O-XYLENE	ug/kg	4.8 UJ	2.4 J	4.3 UJ	2.8 J	4.4 UJ	3.8 J	4.5 UJ	1.7 J
SW8260	TOLUENE	ug/kg	4.8 UJ	3.5 UJ	4.3 UJ	3.8 UJ	4.4 UJ	3.4 UJ	4.5 UJ	3.4 UJ
SW8260	XYLENES, M & P	ug/kg	4.8 UJ	5.9 J	4.3 UJ	6.3 J	4.4 UJ	8.7 J	4.5 UJ	4.5 J
SW8260	XYLENES, TOTAL	ug/kg	4.8 UJ	8.3 J	4.3 UJ	9.1 J	4.4 UJ	12.5 J	4.5 UJ	6.2 J
SW8270	ACENAPHTHENE	ug/kg	41.2 J	39.7 J	24 UJ	29.4 J	11 UJ	11.3 J	10.1 J	10.2 J
SW8270	ACENAPHTHYLENE	ug/kg	71.6 J	59.1 J	57.4 J	43.7 J	11 UJ	17 J	30.9 J	17 J
SW8270	ANTHRACENE	ug/kg	76.8 J	91.9 J	76.1 J	98.2 J	12.3 J	29.8 J	44.2 J	28.6 J
SW8270	BENZO(A)ANTHRACENE	ug/kg	162 J	146 J	267 J	187 J	30.1 J	48.4 J	104 J	52.4 J
SW8270	BENZO(A)PYRENE	ug/kg	212 J	158 J	334 J	167 J	35.1 J	52.3 J	140 J	59.5 J
SW8270	BENZO(B)FLUORANTHENE	ug/kg	325 J	277 J	695 J	357 J	53.3 J	82.4 J	172 J	97.1 J
SW8270	BENZO(G,H,I)PERYLENE	ug/kg	200 J	132 J	303 J	121 J	30.4 J	43.8 J	133 J	48.5 J
SW8270	BENZO(K)FLUORANTHENE	ug/kg	245 J	160 J	237 J	128 J	25.3 J	43.2 J	157 J	41.9 J
SW8270	CHRYSENE	ug/kg	182 J	164 J	338 J	222 J	40.4 J	64.1 J	136 J	66 J
SW8270	DIBENZO(A,H)ANTHRACENE	ug/kg	59.5 J	40.5 J	86.2 J	32.1 J	11 UJ	12.6 J	35.5 J	13.3 J
SW8270	FLUORANTHENE	ug/kg	386 J	332 J	582 J	415 J	64.8 J	109 J	221 J	107 J
SW8270	FLUORENE	ug/kg	50 J	73.5 J	32.6 J	146 J	11 UJ	29.5 J	21.2 J	23.5 J
SW8270	INDENO(1,2,3-CD)PYRENE	ug/kg	181 J	124 J	274 J	109 J	26 J	37.5 J	109 J	40.7 J
SW8270	PHENANTHRENE	ug/kg	204 J	206 J	201 J	217 J	39.5 J	71 J	113 J	70.4 J
SW8270	PYRENE	ug/kg	387 J	340 J	566 J	436 J	63.1 J	114 J	219 J	120 J

TABLE 6
SUMMARY OF SMU 8 PECQ ANALYTICAL RESULTS

		Location	OL-VC-80205	OL-VC-80205	OL-VC-80206	OL-VC-80206	OL-VC-80207	OL-VC-80207	OL-VC-80208	OL-VC-80208
		Sample Depth	0.00-0.13 Ft	0.13-0.50 Ft	0.00-0.13 Ft	0.13-0.50 Ft	0.00-0.13 Ft	0.13-0.50 Ft	0.00-0.13 Ft	0.13-0.50 Ft
		Field Sample ID	OL-1344-02	OL-1344-03	OL-1343-20	OL-1344-01	OL-1343-18	OL-1343-19	OL-1343-14	OL-1343-15
		Sample Date	8/12/2010	8/12/2010	8/12/2010	8/12/2010	8/12/2010	8/12/2010	8/12/2010	8/12/2010
		SDG	JA53847	JA53847	JA53848	JA53847	JA53848	JA53848	JA53848	JA53848
		Matrix	SOIL	SOIL	SOIL	SOIL	SOIL	SOIL	SOIL	SOIL
		Sample Purpose	Regular sample	Regular sample	Regular sample	Regular sample	Regular sample	Regular sample	Regular sample	Regular sample
		Sample Type	Sediment	Sediment	Sediment	Sediment	Sediment	Sediment	Sediment	Sediment
Method	Parameter Name	Units								
ASTM D4643-00	SOLIDS, PERCENT	%								
Lloyd Kahn	TOTAL ORGANIC CARBON	mg/kg	29600 J	26800 J	22100 J	26200 J	23600 J	27000 J	39800 J	34400 J
SM2540G	SOLIDS, PERCENT	%	27	32.2	25.8	37.1	25.9	31.5	24.9	30.2
SW7471	MERCURY	mg/kg	1.3 J	2.1 J	1.8 J	1.5 J	1.2 J	1.8 J	1.3 J	3.8 J
SW8082	AROCLOR-1016	ug/kg	12 UJ	10 UJ	13 UJ	8.9 UJ	13 UJ	11 UJ	13 UJ	11 UJ
SW8082	AROCLOR-1221	ug/kg	12 UJ	10 UJ	13 UJ	8.9 UJ	13 UJ	11 UJ	13 UJ	11 UJ
SW8082	AROCLOR-1232	ug/kg	12 UJ	10 UJ	13 UJ	8.9 UJ	13 UJ	11 UJ	13 UJ	11 UJ
SW8082	AROCLOR-1242	ug/kg	12 UJ	10 UJ	17.4 J	8.9 UJ	19.2 J	42.1 J	32.8 J	246 J
SW8082	AROCLOR-1248	ug/kg	38.8 J	33.3 J	13 UJ	167 J	13 UJ	11 UJ	13 UJ	11 UJ
SW8082	AROCLOR-1254	ug/kg	19.2 J	13 J	13 UJ	78.2 J	13.8 J	38.7 J	18.7 J	131 J
SW8082	AROCLOR-1260	ug/kg	12 UJ	10 UJ	13 UJ	23 J	13 UJ	14.8 J	13 UJ	11 UJ
SW8082	AROCLOR-1268	ug/kg	12 UJ	10 UJ	13 UJ	8.9 UJ	13 UJ	11 UJ	13 UJ	11 UJ
SW8082	PCBS, N.O.S.	ug/kg	58 J	46.3 J	17.4 J	268 J	33 J	95.7 J	51.6 J	376 J
SW8260	1,2,3-TRICHLOROBENZENE	ug/kg	4.1 UJ	3.3 UJ	4.3 UJ	2.8 UJ	4 UJ	3.5 UJ	4.3 UJ	3.7 UJ
SW8260	1,2,4-TRICHLOROBENZENE	ug/kg	4.1 UJ	3.3 UJ	4.3 UJ	2.8 UJ	4 UJ	3.5 UJ	4.3 UJ	3.7 UJ
SW8260	1,2-DICHLOROBENZENE	ug/kg	4.1 UJ	3.3 UJ	4.3 UJ	1.2 J	4 UJ	0.96 J	1.4 J	4.9 J
SW8260	1,3,5-TRICHLOROBENZENE	ug/kg	4.1 UJ	3.3 UJ	4.3 UJ	4.9 J	4 UJ	3.5 UJ	4.3 UJ	5.4 J
SW8260	1,3-DICHLOROBENZENE	ug/kg	4.1 UJ	3.3 UJ	4.3 UJ	4.9 J	4 UJ	2.1 J	4.3 UJ	6.9 J
SW8260	1,4-DICHLOROBENZENE	ug/kg	1.4 J	1.8 J	2.2 J	10.2 J	2.5 J	6.3 J	5.2 J	23.5 J
SW8260	BENZENE	ug/kg	4.1 UJ	3.3 UJ	4.3 UJ	2 J	4 UJ	3.5 UJ	4.2 J	12.9 J
SW8260	CHLOROBENZENE	ug/kg	4.1 UJ	4.1 J	2 J	13.7 J	2.1 J	12.3 J	11.2 J	44.6 J
SW8260	ETHYLBENZENE	ug/kg	4.1 UJ	3.3 UJ	4.3 UJ	2.8 UJ	4 UJ	3.5 UJ	4.3 UJ	3.7 UJ
SW8260	NAPHTHALENE	ug/kg	21 UJ	17 UJ	22 UJ	14 UJ	20 UJ	17 UJ	21 UJ	18 UJ
SW8260	O-XYLENE	ug/kg	4.1 UJ	3.3 UJ	4.3 UJ	1.9 J	4 UJ	2.3 J	4.3 UJ	6.1 J
SW8260	TOLUENE	ug/kg	4.1 UJ	3.3 UJ	4.3 UJ	2.8 UJ	4 UJ	3.5 UJ	4.3 UJ	1.4 J
SW8260	XYLENES, M & P	ug/kg	4.1 UJ	3.3 UJ	4.3 UJ	4.4 J	4 UJ	3 J	2.4 J	11 J
SW8260	XYLENES, TOTAL	ug/kg	4.1 UJ	3.3 UJ	4.3 UJ	6.3 J	4 UJ	5.3 J	3.7 J	17.1 J
SW8270	ACENAPHTHENE	ug/kg	11 UJ	8.8 UJ	12 UJ	9.44 J	19.2 J	54.9 J	53.6 J	45.6 J
SW8270	ACENAPHTHYLENE	ug/kg	11 UJ	13.7 J	19.8 J	12.2 J	38.3 J	89.6 J	176 J	85.1 J
SW8270	ANTHRACENE	ug/kg	11 UJ	20 J	26.4 J	19.7 J	56.5 J	136 J	161 J	140 J
SW8270	BENZO(A)ANTHRACENE	ug/kg	41 J	54.6 J	67.9 J	34.8 J	137 J	238 J	318 J	253 J
SW8270	BENZO(A)PYRENE	ug/kg	50.8 J	65.1 J	84 J	36.5 J	173 J	240 J	371 J	237 J
SW8270	BENZO(B)FLUORANTHENE	ug/kg	74.7 J	95.4 J	105 J	51.7 J	297 J	405 J	619 J	409 J
SW8270	BENZO(G,H,I)PERYLENE	ug/kg	41 J	49.2 J	69.5 J	28.1 J	143 J	173 J	317 J	167 J
SW8270	BENZO(K)FLUORANTHENE	ug/kg	37.9 J	44.2 J	89.1 J	29.5 J	95.9 J	165 J	326 J	127 J
SW8270	CHRYSENE	ug/kg	53.8 J	65.7 J	82.7 J	44.6 J	164 J	280 J	345 J	293 J
SW8270	DIBENZO(A,H)ANTHRACENE	ug/kg	12.8 J	15.3 J	20.7 J	7.7 UJ	41.8 J	51.9 J	96.5 J	50.4 J
SW8270	FLUORANTHENE	ug/kg	88.7 J	107 J	137 J	73.8 J	273 J	393 J	668 J	443 J
SW8270	FLUORENE	ug/kg	11 UJ	8.8 UJ	12 UJ	15.5 J	29 J	96.2 J	122 J	134 J
SW8270	INDENO(1,2,3-CD)PYRENE	ug/kg	37.1 J	43.7 J	60.4 J	24.2 J	123 J	157 J	284 J	147 J
SW8270	PHENANTHRENE	ug/kg	44.5 J	55 J	69.6 J	52 J	141 J	278 J	406 J	318 J
SW8270	PYRENE	ug/kg	81.8 J	106 J	133 J	77.7 J	269 J	413 J	618 J	449 J

TABLE 6
SUMMARY OF SMU 8 PECQ ANALYTICAL RESULTS

		Location	OL-VC-80209	OL-VC-80209	OL-VC-80210	OL-VC-80210	OL-VC-80211	OL-VC-80211	OL-VC-80211
		Sample Depth	0.00-0.13 Ft	0.13-0.50 Ft	0.00-0.13 Ft	0.13-0.50 Ft	0.00-0.13 Ft	0.00-0.13 Ft	0.13-0.50 Ft
		Field Sample ID	OL-1343-05	OL-1343-06	OL-1343-09	OL-1343-10	OL-1343-11	OL-1343-13	OL-1343-12
		Sample Date	8/12/2010	8/12/2010	8/12/2010	8/12/2010	8/12/2010	8/12/2010	8/12/2010
		SDG	JA53848	JA53848	JA53848	JA53848	JA53848	JA53848	JA53848
		Matrix	SOIL	SOIL	SOIL	SOIL	SOIL	SOIL	SOIL
		Sample Purpose	Regular sample	Regular sample	Regular sample	Regular sample	Regular sample	Field duplicate	Regular sample
		Sample Type	Sediment	Sediment	Sediment	Sediment	Sediment	Sediment	Sediment
Method	Parameter Name	Units							
ASTM D4643-00	SOLIDS, PERCENT	%							
Lloyd Kahn	TOTAL ORGANIC CARBON	mg/kg	21300 J	36100 J	25600 J	32800 J	22600 J	18100 J	29400 J
SM2540G	SOLIDS, PERCENT	%	24	30.6	23.8	32.7	33.6	35.4	30.2
SW7471	MERCURY	mg/kg	1.2 J	5.6 J	1.2 J	1.6 J	1.7 J	1.5 J	2 J
SW8082	AROCLOR-1016	ug/kg	14 UJ	11 UJ	14 UJ	10 UJ	9.9 UJ	9.4 UJ	11 UJ
SW8082	AROCLOR-1221	ug/kg	14 UJ	11 UJ	14 UJ	10 UJ	9.9 UJ	9.4 UJ	11 UJ
SW8082	AROCLOR-1232	ug/kg	14 UJ	11 UJ	14 UJ	10 UJ	9.9 UJ	9.4 UJ	11 UJ
SW8082	AROCLOR-1242	ug/kg	28.1 J	366 J	42.9 J	68.5 J	65.9 J	67.7 J	78.7 J
SW8082	AROCLOR-1248	ug/kg	14 UJ	11 UJ	14 UJ	10 UJ	9.9 UJ	9.4 UJ	11 UJ
SW8082	AROCLOR-1254	ug/kg	20.1 J	234 J	27.3 J	41.9 J	45.1 J	46.3 J	55.4 J
SW8082	AROCLOR-1260	ug/kg	14 UJ	75.8 J	14 UJ	19.8 J	21 J	21.7 J	25.2 J
SW8082	AROCLOR-1268	ug/kg	14 UJ	11 UJ	14 UJ	10 UJ	9.9 UJ	9.4 UJ	11 UJ
SW8082	PCBS, N.O.S.	ug/kg	48.2 J	676 J	70.2 J	130 J	132 J	136 J	159 J
SW8260	1,2,3-TRICHLOROBENZENE	ug/kg	4.4 UJ	3.6 UJ	4.3 UJ	3.3 UJ	3.3 UJ	2.9 UJ	3.4 UJ
SW8260	1,2,4-TRICHLOROBENZENE	ug/kg	4.4 UJ	3.6 UJ	4.3 UJ	3.3 UJ	3.3 UJ	2.9 UJ	3.4 UJ
SW8260	1,2-DICHLOROBENZENE	ug/kg	1.4 J	2.7 J	1.4 J	3.8 J	1.3 J	2.9 UJ	3 J
SW8260	1,3,5-TRICHLOROBENZENE	ug/kg	4.4 UJ	2.9 J	4.3 UJ	5.9 J	3.3 UJ	2.9 UJ	3.4 UJ
SW8260	1,3-DICHLOROBENZENE	ug/kg	4.4 UJ	4 J	4.3 UJ	7.5 J	3.3 UJ	2.9 UJ	1.8 J
SW8260	1,4-DICHLOROBENZENE	ug/kg	4.3 J	13.2 J	4.6 J	24.6 J	4.6 J	2.5 J	10.5 J
SW8260	BENZENE	ug/kg	2.9 J	4.8 J	3.9 J	9 J	3.3 UJ	2.9 UJ	3.4 UJ
SW8260	CHLOROBENZENE	ug/kg	7.2 J	24.9 J	9.5 J	39.9 J	4.9 J	4.1 J	21.1 J
SW8260	ETHYLBENZENE	ug/kg	4.4 UJ	3.6 UJ	4.3 UJ	3.3 UJ	3.3 UJ	2.9 UJ	3.4 UJ
SW8260	NAPHTHALENE	ug/kg	22 UJ	18 UJ	83.7 J	23.9 J	17 UJ	15 UJ	17 UJ
SW8260	O-XYLENE	ug/kg	4.4 UJ	4.7 J	4.3 UJ	7.8 J	3.3 UJ	2.9 UJ	2.1 J
SW8260	TOLUENE	ug/kg	4.4 UJ	1.1 J	4.3 UJ	1.3 J	3.3 UJ	2.9 UJ	3.4 UJ
SW8260	XYLENES, M & P	ug/kg	4.4 UJ	7.2 J	4.3 UJ	12.7 J	3.3 UJ	2.9 UJ	2.2 J
SW8260	XYLENES, TOTAL	ug/kg	4.4 UJ	12 J	2.6 J	20.5 J	3.3 UJ	2.9 UJ	4.3 J
SW8270	ACENAPHTHENE	ug/kg	63.2 J	492 J	89.8 J	71.9 J	227 J	140 J	204 J
SW8270	ACENAPHTHYLENE	ug/kg	112 J	166 J	181 J	111 J	533 J	341 J	467 J
SW8270	ANTHRACENE	ug/kg	151 J	354 J	205 J	152 J	601 J	350 J	513 J
SW8270	BENZO(A)ANTHRACENE	ug/kg	402 J	623 J	394 J	234 J	1280 J	790 J	896 J
SW8270	BENZO(A)PYRENE	ug/kg	493 J	659 J	516 J	247 J	1620 J	956 J	1120 J
SW8270	BENZO(B)FLUORANTHENE	ug/kg	924 J	877 J	1010 J	319 J	1770 J	1220 J	1410 J
SW8270	BENZO(G,H,I)PERYLENE	ug/kg	460 J	313 J	455 J	177 J	1310 J	833 J	752 J
SW8270	BENZO(K)FLUORANTHENE	ug/kg	433 J	419 J	322 J	266 J	1300 J	602 J	601 J
SW8270	CHRYSENE	ug/kg	448 J	854 J	469 J	248 J	1730 J	1050 J	1270 J
SW8270	DIBENZO(A,H)ANTHRACENE	ug/kg	131 J	112 J	136 J	50.4 J	314 J	185 J	212 J
SW8270	FLUORANTHENE	ug/kg	846 J	1430 J	877 J	404 J	2420 J	1310 J	1720 J
SW8270	FLUORENE	ug/kg	80.1 J	283 J	136 J	158 J	337 J	191 J	330 J
SW8270	INDENO(1,2,3-CD)PYRENE	ug/kg	407 J	323 J	410 J	159 J	1130 J	600 J	869 J
SW8270	PHENANTHRENE	ug/kg	372 J	973 J	489 J	330 J	793 J	514 J	751 J
SW8270	PYRENE	ug/kg	820 J	1350 J	859 J	503 J	2330 J	1360 J	1680 J

TABLE 6
SUMMARY OF SMU 8 PECQ ANALYTICAL RESULTS

		Location	OL-VC-80212	OL-VC-80212	OL-VC-80213	OL-VC-80213	OL-VC-80214	OL-VC-80214	OL-VC-80215	OL-VC-80215
		Sample Depth	0.00-0.13 Ft	0.13-0.50 Ft	0.00-0.13 Ft	0.13-0.50 Ft	0.00-0.13 Ft	0.13-0.50 Ft	0.00-0.13 Ft	0.13-0.50 Ft
		Field Sample ID	OL-1341-11	OL-1341-12	OL-1341-13	OL-1341-14	OL-1341-05	OL-1341-06	OL-1341-15	OL-1341-16
		Sample Date	8/11/2010	8/11/2010	8/11/2010	8/11/2010	8/11/2010	8/11/2010	8/11/2010	8/11/2010
		SDG	JA53814	JA53814	JA53814	JA53814	JA53814	JA53814	JA53814	JA53814
		Matrix	SOIL	SOIL	SOIL	SOIL	SOIL	SOIL	SOIL	SOIL
		Sample Purpose	Regular sample	Regular sample	Regular sample	Regular sample	Regular sample	Regular sample	Regular sample	Regular sample
		Sample Type	Sediment	Sediment	Sediment	Sediment	Sediment	Sediment	Sediment	Sediment
Method	Parameter Name	Units								
ASTM D4643-00	SOLIDS, PERCENT	%								
Lloyd Kahn	TOTAL ORGANIC CARBON	mg/kg	23000 J	22500 J	24800 J	23400 J	22700 J	23700 J	21900 J	53700 J
SM2540G	SOLIDS, PERCENT	%	27.3	34.5	26.3	28.2	23.9	32.2	34.1	27.2
SW7471	MERCURY	mg/kg	1.9 J	1.4 J	1.8 J	2.4 J	1.5 J	1.8 J	2.2 J	8.9 J
SW8082	AROCLOR-1016	ug/kg	12 UJ	9.6 UJ	13 UJ	12 UJ	14 UJ	10 UJ	9.7 UJ	12 UJ
SW8082	AROCLOR-1221	ug/kg	12 UJ	9.6 UJ	13 UJ	12 UJ	14 UJ	10 UJ	9.7 UJ	12 UJ
SW8082	AROCLOR-1232	ug/kg	12 UJ	9.6 UJ	13 UJ	12 UJ	14 UJ	10 UJ	9.7 UJ	12 UJ
SW8082	AROCLOR-1242	ug/kg	26 J	33.3 J	70 J	68.6 J	48.3 J	35.4 J	37 J	443 J
SW8082	AROCLOR-1248	ug/kg	12 UJ	9.6 UJ	13 UJ	12 UJ	14 UJ	10 UJ	9.7 UJ	12 UJ
SW8082	AROCLOR-1254	ug/kg	26.7 J	25.9 J	54.7 J	65.3 J	39.2 J	29.6 J	27 J	238 J
SW8082	AROCLOR-1260	ug/kg	14.9 J	12.6 J	30.1 J	34.1 J	22.7 J	16.1 J	14.8 J	135 J
SW8082	AROCLOR-1268	ug/kg	12 UJ	9.6 UJ	13 UJ	12 UJ	14 UJ	10 UJ	9.7 UJ	12 UJ
SW8082	PCBS, N.O.S.	ug/kg	67.6 J	71.8 J	155 J	168 J	110 J	81.1 J	78.8 J	816 J
SW8260	1,2,3-TRICHLOROBENZENE	ug/kg	4.1 UJ	3.2 UJ	4.2 UJ	3.9 UJ	4.6 UJ	3.5 UJ	3.3 UJ	18 UJ
SW8260	1,2,4-TRICHLOROBENZENE	ug/kg	4.1 UJ	3.2 UJ	4.2 UJ	3.9 UJ	4.6 UJ	3.5 UJ	3.3 UJ	18 UJ
SW8260	1,2-DICHLOROBENZENE	ug/kg	3.6 J	1.2 J	4.2 UJ	3.9 UJ	2.1 J	1 J	1.5 J	80.2 J
SW8260	1,3,5-TRICHLOROBENZENE	ug/kg	4.1 UJ	3.2 UJ	4.2 UJ	3.9 UJ	4.6 UJ	3.5 UJ	3.3 UJ	86.5 J
SW8260	1,3-DICHLOROBENZENE	ug/kg	1.9 J	1.9 J	2.8 J	3.6 J	4.6 UJ	2.8 J	4.4 J	250 J
SW8260	1,4-DICHLOROBENZENE	ug/kg	12.6 J	7.4 J	32.7 J	34.7 J	10.6 J	17.3 J	18.1 J	1160 J
SW8260	BENZENE	ug/kg	4.1 UJ	3.2 UJ	9.2 J	9.4 J	2.1 J	9.5 J	2.7 J	1530 J
SW8260	CHLOROBENZENE	ug/kg	24.5 J	42.6 J	51.9 J	94.4 J	20.5 J	55.8 J	110 J	2670 J
SW8260	ETHYLBENZENE	ug/kg	4.1 UJ	3.2 UJ	4.2 UJ	3.9 UJ	4.6 UJ	3.5 UJ	3.3 UJ	13.4 J
SW8260	NAPHTHALENE	ug/kg	20 UJ	16 UJ	21 UJ	20 UJ	23 UJ	17 UJ	16 UJ	116 J
SW8260	O-XYLENE	ug/kg	4.1 UJ	2.1 J	4.2 UJ	4 J	4.6 UJ	5.7 J	9.3 J	246 J
SW8260	TOLUENE	ug/kg	4.1 UJ	3.2 UJ	4.2 UJ	1.3 J	4.6 UJ	1.4 J	3.3 UJ	37.8 J
SW8260	XYLENES, M & P	ug/kg	4.1 UJ	2.2 J	4.2 UJ	4.2 J	4.6 UJ	6.2 J	3.3 J	187 J
SW8260	XYLENES, TOTAL	ug/kg	4.1 UJ	4.2 J	3 J	8.2 J	4.6 UJ	11.9 J	12.6 J	434 J
SW8270	ACENAPHTHENE	ug/kg	10 UJ	8.3 UJ	11 UJ	10 UJ	12 UJ	8.8 UJ	8.4 UJ	11 UJ
SW8270	ACENAPHTHYLENE	ug/kg	19 J	8.3 UJ	17.7 J	32.8 J	17.1 J	18.3 J	25.9 J	39.2 J
SW8270	ANTHRACENE	ug/kg	14.6 J	9.15 J	15.3 J	31.4 J	13.9 J	17.4 J	26.9 J	11 UJ
SW8270	BENZO(A)ANTHRACENE	ug/kg	40.2 J	25.9 J	44.6 J	77 J	46 J	45.9 J	50.7 J	108 J
SW8270	BENZO(A)PYRENE	ug/kg	53.4 J	23.7 J	57.9 J	103 J	50.5 J	61.6 J	55.8 J	95.6 J
SW8270	BENZO(B)FLUORANTHENE	ug/kg	119 J	52.2 J	126 J	227 J	111 J	99 J	137 J	200 J
SW8270	BENZO(G,H,I)PERYLENE	ug/kg	56.2 J	28 J	65.2 J	119 J	63 J	57.5 J	68 J	93.8 J
SW8270	BENZO(K)FLUORANTHENE	ug/kg	44.5 J	25.6 J	60.2 J	55.9 J	53.4 J	51.3 J	46.2 J	92.6 J
SW8270	CHRYSENE	ug/kg	52.4 J	19.8 J	61.9 J	110 J	43.7 J	52.7 J	67.8 J	134 J
SW8270	DIBENZO(A,H)ANTHRACENE	ug/kg	26.7 J	18.2 J	28.8 J	39.2 J	12 UJ	27.5 J	28.5 J	36.4 J
SW8270	FLUORANTHENE	ug/kg	82 J	41.2 J	99.2 J	180 J	82.3 J	90.2 J	108 J	316 J
SW8270	FLUORENE	ug/kg	10 UJ	8.3 UJ	11 UJ	21.2 J	12 UJ	13.7 J	25.9 J	345 J
SW8270	INDENO(1,2,3-CD)PYRENE	ug/kg	49.5 J	28.3 J	54.8 J	91.6 J	55.6 J	48.7 J	59.9 J	81.8 J
SW8270	PHENANTHRENE	ug/kg	32.5 J	23.7 J	39 J	85 J	32.3 J	44.8 J	56.5 J	272 J
SW8270	PYRENE	ug/kg	86.4 J	47.4 J	101 J	187 J	86.2 J	96.7 J	118 J	327 J

TABLE 6
SUMMARY OF SMU 8 PECQ ANALYTICAL RESULTS

		Location	OL-VC-80216	OL-VC-80216	OL-VC-80217	OL-VC-80217	OL-VC-80218	OL-VC-80218	OL-VC-80219	OL-VC-80219
		Sample Depth	0.00-0.13 Ft	0.13-0.50 Ft	0.00-0.13 Ft	0.13-0.50 Ft	0.00-0.13 Ft	0.13-0.50 Ft	0.00-0.13 Ft	0.13-0.50 Ft
		Field Sample ID	OL-1341-17	OL-1341-18	OL-1341-19	OL-1341-20	OL-1341-09	OL-1341-10	OL-1342-01	OL-1342-02
		Sample Date	8/11/2010	8/11/2010	8/11/2010	8/11/2010	8/11/2010	8/11/2010	8/11/2010	8/11/2010
		SDG	JA53814	JA53814	JA53814	JA53814	JA53814	JA53814	JA53813	JA53813
		Matrix	SOIL	SOIL	SOIL	SOIL	SOIL	SOIL	SOIL	SOIL
		Sample Purpose	Regular sample	Regular sample	Regular sample	Regular sample	Regular sample	Regular sample	Regular sample	Regular sample
		Sample Type	Sediment	Sediment	Sediment	Sediment	Sediment	Sediment	Sediment	Sediment
Method	Parameter Name	Units								
ASTM D4643-00	SOLIDS, PERCENT	%								
Lloyd Kahn	TOTAL ORGANIC CARBON	mg/kg	24600 J	24900 J	23800 J	24700 J	22600 J	25200 J	34400 J	37400 J
SM2540G	SOLIDS, PERCENT	%	25.9	34.7	24.9	29.7	25.2	30.5	26.2	29.2
SW7471	MERCURY	mg/kg	2.1 J	1.7 J	1.4 J	2.6 J	1.9 J	2.8 J	2.1 J	2.9 J
SW8082	AROCLOR-1016	ug/kg	13 UJ	9.5 UJ	13 UJ	11 UJ	13 UJ	11 UJ	13 UJ	11 UJ
SW8082	AROCLOR-1221	ug/kg	13 UJ	9.5 UJ	13 UJ	11 UJ	13 UJ	11 UJ	13 UJ	11 UJ
SW8082	AROCLOR-1232	ug/kg	13 UJ	9.5 UJ	13 UJ	11 UJ	13 UJ	11 UJ	13 UJ	11 UJ
SW8082	AROCLOR-1242	ug/kg	52.8 J	49.5 J	27.4 J	44.3 J	54.9 J	96 J	13 UJ	11 UJ
SW8082	AROCLOR-1248	ug/kg	13 UJ	9.5 UJ	13 UJ	11 UJ	13 UJ	11 UJ	74.3 J	327 J
SW8082	AROCLOR-1254	ug/kg	39.9 J	42.5 J	19.9 J	39.6 J	42.4 J	81.2 J	32.4 J	148 J
SW8082	AROCLOR-1260	ug/kg	22.5 J	18.8 J	13 UJ	19.8 J	23.9 J	47.6 J	13 UJ	66.7 J
SW8082	AROCLOR-1268	ug/kg	13 UJ	9.5 UJ	13 UJ	11 UJ	13 UJ	11 UJ	13 UJ	11 UJ
SW8082	PCBS, N.O.S.	ug/kg	115 J	111 J	47.3 J	104 J	121 J	225 J	107 J	542 J
SW8260	1,2,3-TRICHLOROBENZENE	ug/kg	4.3 UJ	3.2 UJ	4.5 UJ	3.7 UJ	4.4 UJ	3.6 UJ	4.2 UJ	3.8 UJ
SW8260	1,2,4-TRICHLOROBENZENE	ug/kg	4.3 UJ	3.2 UJ	4.5 UJ	3.7 UJ	4.4 UJ	3.6 UJ	4.2 UJ	3.8 UJ
SW8260	1,2-DICHLOROBENZENE	ug/kg	1.9 J	1 J	2.1 J	1.2 J	2.6 J	1.7 J	1.6 J	1.8 J
SW8260	1,3,5-TRICHLOROBENZENE	ug/kg	4.3 UJ	3.2 UJ	4.5 UJ	3.7 UJ	4.4 UJ	3.6 UJ	4.2 UJ	3.8 UJ
SW8260	1,3-DICHLOROBENZENE	ug/kg	1.3 J	2.4 J	4.5 UJ	2.2 J	4.4 UJ	2.2 J	4.2 UJ	2.5 J
SW8260	1,4-DICHLOROBENZENE	ug/kg	10.9 J	9.9 J	8.4 J	14.2 J	9.3 J	17.4 J	6.2 J	17.6 J
SW8260	BENZENE	ug/kg	4.3 UJ	22.5 J	4.5 UJ	5.1 J	11.5 J	43.7 J	4.2 UJ	1.4 J
SW8260	CHLOROBENZENE	ug/kg	19.6 J	41.6 J	15.2 J	36.8 J	24.8 J	68.8 J	14.8 J	41.4 J
SW8260	ETHYLBENZENE	ug/kg	4.3 UJ	3.2 UJ	4.5 UJ	3.7 UJ	4.4 UJ	3.6 UJ	4.2 UJ	3.8 UJ
SW8260	NAPHTHALENE	ug/kg	21 UJ	16 UJ	22 UJ	19 UJ	22 UJ	18 UJ	21 UJ	19 UJ
SW8260	O-XYLENE	ug/kg	4.3 UJ	4.1 J	4.5 UJ	2.9 J	4.4 UJ	1.8 J	4.2 UJ	3.8 UJ
SW8260	TOLUENE	ug/kg	4.3 UJ	1.2 J	4.5 UJ	1.8 J	4.4 UJ	3.6 UJ	4.2 UJ	3.8 UJ
SW8260	XYLENES, M & P	ug/kg	4.3 UJ	3.2 J	4.5 UJ	4 J	4.4 UJ	2.7 J	4.2 UJ	3.1 J
SW8260	XYLENES, TOTAL	ug/kg	2 J	7.3 J	4.5 UJ	6.9 J	4.4 UJ	4.5 J	4.2 UJ	4.5 J
SW8270	ACENAPHTHENE	ug/kg	11 UJ	8.2 UJ	11 UJ	9.6 UJ	11 UJ	9.3 UJ	37.9 J	43.1 J
SW8270	ACENAPHTHYLENE	ug/kg	37.3 J	22.1 J	18.5 J	29.1 J	19.5 J	25.4 J	83.1 J	85 J
SW8270	ANTHRACENE	ug/kg	30.3 J	21.8 J	15.2 J	29.6 J	16.5 J	23.5 J	89.1 J	112 J
SW8270	BENZO(A)ANTHRACENE	ug/kg	106 J	61 J	59.9 J	76.7 J	52 J	52.9 J	206 J	218 J
SW8270	BENZO(A)PYRENE	ug/kg	107 J	53.5 J	64.1 J	83.8 J	63.8 J	65.5 J	254 J	214 J
SW8270	BENZO(B)FLUORANTHENE	ug/kg	194 J	94.5 J	131 J	173 J	127 J	130 J	304 J	308 J
SW8270	BENZO(G,H,I)PERYLENE	ug/kg	106 J	51.2 J	56.2 J	72.5 J	66.1 J	68.9 J	203 J	154 J
SW8270	BENZO(K)FLUORANTHENE	ug/kg	97.1 J	51.9 J	33.1 J	25.1 J	68.7 J	50.1 J	238 J	110 J
SW8270	CHRYSENE	ug/kg	127 J	70.9 J	76.4 J	93 J	58.1 J	71 J	251 J	223 J
SW8270	DIBENZO(A,H)ANTHRACENE	ug/kg	47.7 J	25.5 J	31.5 J	40 J	29.6 J	29 J	59.3 J	46.1 J
SW8270	FLUORANTHENE	ug/kg	165 J	86.5 J	92.5 J	124 J	100 J	113 J	372 J	330 J
SW8270	FLUORENE	ug/kg	23.7 J	16.2 J	11 UJ	20.1 J	11 UJ	20 J	61 J	107 J
SW8270	INDENO(1,2,3-CD)PYRENE	ug/kg	99.8 J	49.8 J	61 J	73.4 J	58.6 J	56.5 J	174 J	131 J
SW8270	PHENANTHRENE	ug/kg	65.9 J	48 J	41 J	68 J	40 J	59.3 J	212 J	234 J
SW8270	PYRENE	ug/kg	172 J	97.4 J	96.9 J	136 J	104 J	121 J	370 J	357 J

TABLE 6
SUMMARY OF SMU 8 PECQ ANALYTICAL RESULTS

		Location	OL-VC-80220	OL-VC-80220	OL-VC-80221	OL-VC-80221	OL-VC-80222	OL-VC-80222	OL-VC-80223	OL-VC-80223
		Sample Depth	0.00-0.13 Ft	0.13-0.50 Ft	0.00-0.13 Ft	0.13-0.50 Ft	0.00-0.13 Ft	0.13-0.50 Ft	0.00-0.13 Ft	0.13-0.50 Ft
		Field Sample ID	OL-1341-07	OL-1341-08	OL-1342-03	OL-1342-04	OL-1342-05	OL-1342-06	OL-1341-01	OL-1341-02
		Sample Date	8/11/2010	8/11/2010	8/11/2010	8/11/2010	8/11/2010	8/11/2010	8/11/2010	8/11/2010
		SDG	JA53814	JA53814	JA53813	JA53813	JA53813	JA53813	JA53814	JA53814
		Matrix	SOIL	SOIL	SOIL	SOIL	SOIL	SOIL	SOIL	SOIL
		Sample Purpose	Regular sample	Regular sample	Regular sample	Regular sample	Regular sample	Regular sample	Regular sample	Regular sample
		Sample Type	Sediment	Sediment	Sediment	Sediment	Sediment	Sediment	Sediment	Sediment
Method	Parameter Name	Units								
ASTM D4643-00	SOLIDS, PERCENT	%								
Lloyd Kahn	TOTAL ORGANIC CARBON	mg/kg	28800 J	29100 J	31300 J	44200 J	29200 J	38900 J	24700 J	29500 J
SM2540G	SOLIDS, PERCENT	%	28.5	29.3	28.9	29.5	32	28.3	36.8	31.8
SW7471	MERCURY	mg/kg	4.5 J	3.9 J	2 J	3.1 J	3.9 J	4.5 J	1.5 J	2.2 J
SW8082	AROCLOR-1016	ug/kg	12 UJ	11 UJ	12 UJ	11 UJ	10 UJ	12 UJ	9 UJ	10 UJ
SW8082	AROCLOR-1221	ug/kg	12 UJ	11 UJ	12 UJ	11 UJ	10 UJ	12 UJ	9 UJ	10 UJ
SW8082	AROCLOR-1232	ug/kg	12 UJ	11 UJ	12 UJ	11 UJ	10 UJ	12 UJ	9 UJ	10 UJ
SW8082	AROCLOR-1242	ug/kg	41.2 J	49.7 J	12 UJ	11 UJ	10 UJ	12 UJ	41.5 J	103 J
SW8082	AROCLOR-1248	ug/kg	12 UJ	11 UJ	124 J	172 J	85.9 J	133 J	9 UJ	10 UJ
SW8082	AROCLOR-1254	ug/kg	29.3 J	35.1 J	47.9 J	78.5 J	58.2 J	58.1 J	32 J	79.5 J
SW8082	AROCLOR-1260	ug/kg	17.3 J	21.2 J	21.8 J	36 J	22.1 J	29.7 J	20.4 J	47.4 J
SW8082	AROCLOR-1268	ug/kg	12 UJ	11 UJ	12 UJ	11 UJ	10 UJ	12 UJ	9 UJ	10 UJ
SW8082	PCBS, N.O.S.	ug/kg	87.8 J	106 J	194 J	287 J	166 J	221 J	93.9 J	230 J
SW8260	1,2,3-TRICHLOROBENZENE	ug/kg	3.9 UJ	3.8 UJ	3.8 UJ	3.8 UJ	3.5 UJ	3.9 UJ	3 UJ	3.5 UJ
SW8260	1,2,4-TRICHLOROBENZENE	ug/kg	3.9 UJ	3.8 UJ	3.8 UJ	3.8 UJ	3.5 UJ	3.9 UJ	3 UJ	3.5 UJ
SW8260	1,2-DICHLOROBENZENE	ug/kg	1.9 J	1.7 J	1.8 J	3.2 J	1.5 J	2 J	3 UJ	1.8 J
SW8260	1,3,5-TRICHLOROBENZENE	ug/kg	R	3.8 UJ	3.8 UJ	3.8 UJ	3.5 UJ	3.9 UJ	3 UJ	3.5 UJ
SW8260	1,3-DICHLOROBENZENE	ug/kg	2.4 J	3.3 J	3.8 UJ	2.6 J	1.5 J	5 J	3 UJ	3.5 UJ
SW8260	1,4-DICHLOROBENZENE	ug/kg	17.9 J	24.2 J	7.4 J	18.6 J	11.6 J	34.1 J	3.2 J	7.2 J
SW8260	BENZENE	ug/kg	3.9 UJ	3.8 UJ	3.8 UJ	1.3 J	3.5 UJ	3.9 UJ	3 UJ	3.5 UJ
SW8260	CHLOROBENZENE	ug/kg	38.9 J	61.5 J	18 J	46.6 J	32.1 J	79.3 J	6.3 J	25 J
SW8260	ETHYLBENZENE	ug/kg	3.9 UJ	3.8 UJ	3.8 UJ	3.8 UJ	3.5 UJ	3.9 UJ	3 UJ	3.5 UJ
SW8260	NAPHTHALENE	ug/kg	19 UJ	19 UJ	19 UJ	19 UJ	17 UJ	20 UJ	15 UJ	17 UJ
SW8260	O-XYLENE	ug/kg	3.9 UJ	2.8 J	3.8 UJ	3.8 UJ	3.5 UJ	3.9 UJ	3 UJ	3.5 UJ
SW8260	TOLUENE	ug/kg	3.9 UJ	3.8 UJ	3.8 UJ	1.3 J	3.5 UJ	3.9 UJ	3 UJ	3.5 UJ
SW8260	XYLENES, M & P	ug/kg	2.4 J	3.1 J	3.8 UJ	4.1 J	1.8 J	3.4 J	3 UJ	1.7 J
SW8260	XYLENES, TOTAL	ug/kg	3.2 J	5.9 J	3.8 UJ	5.6 J	2.3 J	5.2 J	3 UJ	2.2 J
SW8270	ACENAPHTHENE	ug/kg	10 UJ	18.8 J	25.9 J	58.1 J	17.6 J	31.2 J	7.7 UJ	8.9 UJ
SW8270	ACENAPHTHYLENE	ug/kg	27.6 J	55.8 J	54.7 J	136 J	71.5 J	72.2 J	32 J	34.5 J
SW8270	ANTHRACENE	ug/kg	28.2 J	57.9 J	64.8 J	137 J	76.2 J	84.1 J	27 J	29.5 J
SW8270	BENZO(A)ANTHRACENE	ug/kg	82 J	140 J	159 J	270 J	190 J	166 J	88.4 J	83.6 J
SW8270	BENZO(A)PYRENE	ug/kg	86.9 J	154 J	181 J	282 J	210 J	168 J	111 J	98.1 J
SW8270	BENZO(B)FLUORANTHENE	ug/kg	103 J	305 J	200 J	418 J	227 J	253 J	126 J	99.8 J
SW8270	BENZO(G,H,I)PERYLENE	ug/kg	82.4 J	150 J	143 J	212 J	166 J	128 J	116 J	108 J
SW8270	BENZO(K)FLUORANTHENE	ug/kg	132 J	96.1 J	169 J	151 J	205 J	84.6 J	219 J	192 J
SW8270	CHRYSENE	ug/kg	104 J	165 J	175 J	281 J	210 J	181 J	107 J	97.9 J
SW8270	DIBENZO(A,H)ANTHRACENE	ug/kg	50.1 J	57.9 J	43.6 J	62.9 J	50.9 J	39.8 J	39.1 J	35.5 J
SW8270	FLUORANTHENE	ug/kg	142 J	296 J	267 J	423 J	313 J	276 J	190 J	172 J
SW8270	FLUORENE	ug/kg	17.9 J	44.7 J	39.6 J	105 J	57.3 J	108 J	15.1 J	20.3 J
SW8270	INDENO(1,2,3-CD)PYRENE	ug/kg	89.6 J	119 J	123 J	176 J	143 J	107 J	83.2 J	84.4 J
SW8270	PHENANTHRENE	ug/kg	60.6 J	139 J	149 J	320 J	158 J	174 J	66.9 J	69.5 J
SW8270	PYRENE	ug/kg	152 J	313 J	279 J	434 J	310 J	274 J	195 J	183 J

TABLE 6
SUMMARY OF SMU 8 PECQ ANALYTICAL RESULTS

		Location	OL-VC-80223	OL-VC-80223
		Sample Depth	0.00-0.13 Ft	0.13-0.50 Ft
		Field Sample ID	OL-1341-03	OL-1341-04
		Sample Date	8/11/2010	8/11/2010
		SDG	JA53814	JA53814
		Matrix	SOIL	SOIL
		Sample Purpose	Field duplicate	Field duplicate
		Sample Type	Sediment	Sediment
Method	Parameter Name	Units		
ASTM D4643-00	SOLIDS, PERCENT	%		
Lloyd Kahn	TOTAL ORGANIC CARBON	mg/kg	22500 J	26400 J
SM2540G	SOLIDS, PERCENT	%	39.4	35.1
SW7471	MERCURY	mg/kg	1.4 J	2.5 J
SW8082	AROCLOR-1016	ug/kg	8.4 UJ	9.4 UJ
SW8082	AROCLOR-1221	ug/kg	8.4 UJ	9.4 UJ
SW8082	AROCLOR-1232	ug/kg	8.4 UJ	9.4 UJ
SW8082	AROCLOR-1242	ug/kg	35.8 J	29.1 J
SW8082	AROCLOR-1248	ug/kg	8.4 UJ	9.4 UJ
SW8082	AROCLOR-1254	ug/kg	28.2 J	21.7 J
SW8082	AROCLOR-1260	ug/kg	19.6 J	12.2 J
SW8082	AROCLOR-1268	ug/kg	8.4 UJ	9.4 UJ
SW8082	PCBS, N.O.S.	ug/kg	83.6 J	63 J
SW8260	1,2,3-TRICHLOROBENZENE	ug/kg	2.8 UJ	3.2 UJ
SW8260	1,2,4-TRICHLOROBENZENE	ug/kg	2.8 UJ	3.2 UJ
SW8260	1,2-DICHLOROBENZENE	ug/kg	2.8 UJ	2.8 J
SW8260	1,3,5-TRICHLOROBENZENE	ug/kg	2.8 UJ	3.2 UJ
SW8260	1,3-DICHLOROBENZENE	ug/kg	2.8 UJ	1.6 J
SW8260	1,4-DICHLOROBENZENE	ug/kg	2.6 J	12.3 J
SW8260	BENZENE	ug/kg	2.8 UJ	3.2 UJ
SW8260	CHLOROBENZENE	ug/kg	4.8 J	31.4 J
SW8260	ETHYLBENZENE	ug/kg	2.8 UJ	3.2 UJ
SW8260	NAPHTHALENE	ug/kg	14 UJ	16 UJ
SW8260	O-XYLENE	ug/kg	2.8 UJ	3.2 UJ
SW8260	TOLUENE	ug/kg	2.8 UJ	3.2 UJ
SW8260	XYLENES, M & P	ug/kg	2.8 UJ	2.5 J
SW8260	XYLENES, TOTAL	ug/kg	2.8 UJ	3.3 J
SW8270	ACENAPHTHENE	ug/kg	7.2 UJ	20.7 J
SW8270	ACENAPHTHYLENE	ug/kg	37 J	71.5 J
SW8270	ANTHRACENE	ug/kg	30.3 J	64.2 J
SW8270	BENZO(A)ANTHRACENE	ug/kg	86.9 J	173 J
SW8270	BENZO(A)PYRENE	ug/kg	125 J	209 J
SW8270	BENZO(B)FLUORANTHENE	ug/kg	125 J	176 J
SW8270	BENZO(G,H,I)PERYLENE	ug/kg	119 J	200 J
SW8270	BENZO(K)FLUORANTHENE	ug/kg	213 J	342 J
SW8270	CHRYSENE	ug/kg	128 J	202 J
SW8270	DIBENZO(A,H)ANTHRACENE	ug/kg	35.6 J	67.4 J
SW8270	FLUORANTHENE	ug/kg	202 J	354 J
SW8270	FLUORENE	ug/kg	10.9 J	28.8 J
SW8270	INDENO(1,2,3-CD)PYRENE	ug/kg	95.3 J	154 J
SW8270	PHENANTHRENE	ug/kg	78.6 J	145 J
SW8270	PYRENE	ug/kg	210 J	370 J

Table 7A
Summary of Sediment Geotechnical Data
Index Test Results

Location ID	Field Sample ID	Depth (ft)	Average Depth (ft)	USCS	Water Content (ASTM D2216) (%)	Atterberg Limits (ASTM D4318) Liquid Limit (%)	Plastic Limit (%)	Plasticity Index (%)	Liquidity Index	Grain Size (ASTM D422) Percent Gravel (%)	Percent Sand (%)	Percent Fines (clay & silt) (%)	Clay-sized Particle Content (0.005 mm) (%)	Clay-sized Particle Content (0.002 mm) (%)	Activity	Bulk Density (ASTM D2937) pcf	Dry Density (ASTM D2937) pcf
OL-SB-10190	OL-1269-01	42-44	43	MH	54.2	61	33	28	1.0	0	0.6	99.4	73	41	0.68		
OL-SB-10190	OL-1269-02	62-64	63	CL	31.5	26	15	11	2.0	0.0	0.1	99.9	69	48	0.23		
OL-SB-10190	OL-1269-03	72-74	73	CL	22	20	13	7	7.0	0.0	2.3	97.7	6	4	1.75		
OL-SB-10190	OL-1269-05	52-54	53	CL	30.2	30	15	15	1.0	0.0	0.4	99.6	53	37	0.41		
OL-SB-10191	OL-1269-07	70-72	71	MH	62.4	20	13	7	7.0	0.0	0.1	99.9	26	21	0.33		
OL-SB-10191	OL-1269-08	80-82	81	CL	30.5	33	17	16	1.0	0.0	0.1	99.9	44	30	0.53		
OL-SB-10191	OL-1269-09	90-92	91	CH	49.9	54	21	33	1.0	0.0	0.1	99.9	71	54	0.61		
OL-SB-10191	OL-1269-10	60-62	61	MH	59.7	66	33	33	1.0	0.0	0.4	99.6	39	30	1.10		
OL-SB-20211	OL-1313-01	37-39	38	CL	53.1	47	21	26	1.0	0.0	0.2	99.8	59	40	0.65	106	71
OL-SB-20211	OL-1313-02	47-49	48	CL	37.4	26	17	9	2.0	0.0	0.1	99.9	70	53	0.17	113	82
OL-SB-20211	OL-1313-03	59-61	60	CL-ML	23.8	18	13	5	2.0	0.0	2.2	97.8	22	15	0.33	126	102
OL-SB-20218	OL-1313-05	12-14	13	CL	31.3	45	26	19	0.0	0.0	21.3	78.7	42	32	0.59	106	62
OL-SB-20218	OL-1313-06	18-20	19	CL	42.8	38	20	18	1.0	0.0	0.0	100.0	65	45	0.40	113	79
OL-SB-20218	OL-1313-07	27-29	28	ML	20.3	Non-Plastic	Non-Plastic	Non-Plastic		0.0	5.7	94.3	3	0		127	105
OL-SB-20218	OL-1313-08	37-39	38	ML	21.3	Non-Plastic	Non-Plastic	Non-Plastic		0.0	32.4	67.6	2	0		127	105
OL-SB-20210	OL-1313-09	7-9	8	ML	348.1	Non-Plastic	Non-Plastic	Non-Plastic		0.0	1.6	98.4	21	13		71	26
OL-SB-20210	OL-1313-11	28-30	29	CH	58.3	62	31	31	1.0	0.0	2.4	97.6	55	37	0.84	103	65
OL-SB-20210	OL-1313-12	38-40	39	CH	64.2	61	30	31	1.0	0.0	0.4	99.6	57	39	0.79	103	63
OL-SB-20210	OL-1313-13	48-50	49	CL	28.4	24	14	10	1.0	0.0	0.3	99.7	39	27	0.37	120	94
OL-SB-20210	OL-1313-14	58-60	59	CL	42.7	40	18	22	1.0	0.0	0.2	99.8	59	40	0.55	109	76
OL-SB-20210	OL-1313-15	68-70	69	CL	22.4	23	13	10	1.0	0.4	5.6	94.0	42	27	0.37	133	109
OL-SB-30172	OL-1313-16	20-22	21	CH	56.8	57	30	27	1.0	0.0	1.0	99.0	64	39	0.69	98	62
OL-SB-30172	OL-1313-17	28-30	29	MH	67.1	66	36	30	1.0	0.0	0.5	99.5	48	29	1.03	98	58
OL-SB-30172	OL-1313-18	38-40	39	CL	26.1	23	15	8	1.0	0.0	0.1	99.9	36	25	0.32	126	100
OL-SB-30172	OL-1313-19	48-50	49	CL	23	24	13	11	1.0	0.0	0.1	99.9	62	43	0.26	127	103
OL-SB-30171	OL-1318-02	25-27	26	MH	81.5	81	39	42	1.0	0.0	2.0	98.0	35	22	1.91	90	50
OL-SB-30171	OL-1318-04	47-49	48	MH	53.6	52	35	17	1.0	0.0	0.8	99.2	44	12	1.42	104	67
OL-SB-30171	OL-1318-05	57-59	58	CL	33.6	31	18	13	1.0	0.0	2.4	97.6	27	19	0.68	116	87
OL-SB-30171	OL-1318-07	77-79	78	CL	35.7	35	18	17	1.0	0.0	0.1	99.9	65	42	0.40	113	84
OL-SB-30171	OL-1318-08	90-92	91	CL-ML	19.4	19	13	6	1.0	0.0	0.1	99.9	29	20	0.30	128	107
OL-SB-40300	OL-1318-09	9-11	10	SM	27.9	Non-Plastic	Non-Plastic	Non-Plastic		0.9	82.4	16.7	3	3		91	59
OL-SB-40300	OL-1318-10	14-16	15	SM	29.4	Non-Plastic	Non-Plastic	Non-Plastic		4.4	78.3	17.3	4	2		115	89
OL-SB-40300	OL-1318-11	50-52	51	CL	31.5	27	15	12	1.0	0.0	5.7	94.3	33	20	0.60	122	95
OL-SB-40300	OL-1318-12	52-54	53	CL	30	26	15	11	1.0	0.0	3.1	96.9	37	27	0.41	117	87
OL-SB-40300	OL-1318-14	64-66	65	CL	42.4	48	21	27	1.0	0.0	0.3	99.7	54	36	0.75	112	79
OL-SB-40300	OL-1318-15	72-74	73	ML	21.2	Non-Plastic	Non-Plastic	Non-Plastic		0.0	0.2	99.8	39	26		133	112
OL-SB-40300	OL-1318-16	82-84	83	CL	25.2	30	16	14	1.0	0.0	0.1	99.9	49	31	0.45	129	105
OL-SB-60298	OL-1328-02	7-9	8	MH	64.7	66	46	20	1.0	0.0	5.5	94.5	19	9	2.22	99	67
OL-SB-60299	OL-1328-08	33-35	34	MH	55.9	68	33	35	1.0	0.0	1.4	98.6	32	19	1.84	105	68
OL-SB-60299	OL-1328-09	43-45	44	MH	57.6	75	38	37	1.0	0.0	1.0	99.0	34	23	1.61	101	63
OL-SB-60301	OL-1328-12	2-4	3	MH	82.2	80	39	41	1.0	0.0	13.2	86.8	29	17	2.41		
OL-SB-60301	OL-1328-13	7-9	8	MH	85.6	62	36	26	2.0	0.0	10.5	89.5	27	19	1.37	89	48
OL-SB-60300	OL-1328-17	2-4	3	SM	50.9	Non-Plastic	Non-Plastic	Non-Plastic		0.0	73.4	26.6	4	3		123	94
OL-SB-60300	OL-1328-19	36-38	37	MH	49.2	55	35	20	1.0	0.0	1.2	98.8	30	21	0.95	108	72
OL-SB-60300	OL-1328-21	56-58	57	MH	57.2	60	32	28	1.0	0.0	0.9	99.1	32	18	1.56	101	64
OL-SB-20210	OL-1328-22	15-17	16	MH	260.9	136	74	62	3.0	0.0	11.7	88.3	32	9	6.89		
OL-SB-20218	OL-1328-23	2-4	3	ML	69.4	Non-Plastic	Non-Plastic	Non-Plastic		0.0	43.7	56.3	22	12			
OL-SB-20218	OL-1328-24	40-42	41	ML	25.5	Non-Plastic	Non-Plastic	Non-Plastic		0.0	23.0	77.0	2	1			
OL-SB-20218	OL-1328-25	45-47	46	ML	25.7	Non-Plastic	Non-Plastic	Non-Plastic		0.0	15.1	84.9	13	7			
OL-SB-60298	OL-1328-26	18-20	19	MH	76.7	80	45	35	1.0	0.0	3.7	96.3	31	17	2.06		
OL-SB-60298	OL-1328-27	38-40	39	MH	59	69	34	35	1.0	0.0	0.8	99.2	36	25	1.40		
OL-SB-60298	OL-1328-28	53-55	54	MH	58.7	64	38	26	1.0	0.0	0.4	99.6	42	25	1.04		
OL-SB-60299	OL-1328-29	6-8	7	CH	76	61	30	31	1.0	0.0	25.9	74.1	27	16	1.94		
OL-SB-60300	OL-1328-30	16-18	17	MH	64.5	62	40	22	1.0	0.1	4.0	95.9	26	15	1.47		
OL-SB-60301	OL-1328-31	26-28	27	CH	53.6	61	31	30	1.0	0.1	1.6	98.3	48	31	0.97		
OL-SB-60301	OL-1328-32	41-43	42	CL	40	39	20	19	1.0	0.0	0.5	99.5	47	28	0.68		

Table 7B
Summary of Sediment Geotechnical Data
UU Test Results

Location ID	Field Sample ID	Depth (ft)	Average Depth (ft)	Water Content (%)	Dry Density (pcf)	Confining Stress (psf)	Undrained Strength (psf)	Strain at Failure (%)
OL-SB-20218	OL-1313-05	12-14	13	52.7	69.16	1500	265.4	10.3
OL-SB-20210	OL-1313-09	7-9	8	169.4	26.29	1500	147.5	15
OL-SB-20210	OL-1313-11	28-30	29	57.8	63.85	3000	218.5	7.05
OL-SB-40300	OL-1318-09	9-11	10	54.8	58.89	1500	156.1	3.58
OL-SB-60300	OL-1328-17	2-4	3	27.9	96.16	500	478	15
OL-SB-60298	OL-1328-02	7-9	8	46.6	67.45	1500	183.5	11.5
OL-SB-60301	OL-1328-13	7-9	8	87	47.8	1500	159.1	7.25

Note:

1. These parameters are provided to show general material behavior for informational purposes only. Additional interpretation will be required for design.

Table 7C
Summary of Sediment Geotechnical Data
CU Test Results

Location ID	Field Sample ID	Depth (ft)	Average Depth (ft)	Initial Water Content (%)	Initial Confining Stress (σ'_3) (psf)	Peak Deviator Stress (σ'_1-σ'_3) (psf)	Undrained Strength (psf)	Strain at Failure (%)	CIU Total Stress [1]		CIU Effective Stress [1]	
									Cohesion (psf)	Friction Angle (degrees)	Cohesion (psf)	Friction Angle (degrees)
OL-SB-20210	OL-1313-12	38-40	39	66.8	1499	1277.6	638.8	9.62	322	9.6	262	27.4
				61.8	2998	2090	1045	9.68				
				62.4	5997	3252	1626	6.28				
OL-SB-40300	OL-1318-11	50-52	51	28.1	2001	1548.4	774.2	2.75	169	12.4	10.1	33.2
				33.9	3997	2658	1329	2.73				
				29.5	7998	4814	2407	3.53				
OL-SB-40300	OL-1318-10	14-16	15	29.4	600.5	4896	2448	8.68	661	15.8	179	32.2
				25.8	1200	4708	2354	15				
				25	2397	5020	2510	11.7				
OL-SB-40300	OL-1318-16	82-84	83	19.4	3499	4854	2427	15	274	13.5	137	30.8
				25.9	6999	4318	2159	13.2				
				22	14000	9628	4814	12.9				
OL-SB-60300	OL-1328-21	56-58	57	58	2500	2386	1193	15	305	12.3	11.5	35.7
				57.5	4999	3042	1521	7.41				
				57.3	9999	6278	3139	9.93				
OL-SB-60299	OL-1328-08	33-35	34	54.8	1501	1777.2	888.6	8.3	458	10.5	243	30.5
				55.7	5995	3910	1955	8.03				
OL-SB-60299	OL-1328-09	43-45	44	57.8	2001	2024	1012	6.35	265	13.9	143	34.9
				58.9	4002	3252	1626	8.83				
				58.4	8001	5810	2905	6.43				
OL-SB-60300	OL-1328-19	36-38	37	50.8	1502	1722.2	861.1	6.8	305	13.7	96.3	36.2
				49.2	2998	2648	1324	8.8				
				49.8	6001	4514	2257	13.5				

23

Notes:

1. These parameters are provided to show general material behavior for informational purposes only. Additional interpretation will be required for design.

Table 7D
Summary of Sediment Geotechnical Data
Hydraulic Conductivity Test Results

Location ID	Field Sample ID	Depth (ft)	Average Depth (ft)	Initial Water Content (%)	Final Water Content (%)	Effective Stress (psi)	Permeability at 20° C (cm/sec)
OL-SB-10190	OL-1269-01	42-44	43	22	19.9	5	4.30E-07
OL-SB-10190	OL-1269-02	62-64	63	34.1	30.7	5	7.80E-08
OL-SB-10190	OL-1269-03	72-74	73	24.5	20.6	5	4.00E-07
OL-SB-10190	OL-1269-05	52-54	53	32.8	24.6	5	5.40E-08
OL-SB-10191	OL-1269-07	70-72	71	62.3	57.3	5	6.80E-07
OL-SB-10191	OL-1269-08	80-82	81	34.5	31.3	5	1.80E-07
OL-SB-10191	OL-1269-09	90-92	91	46	44.1	5	3.40E-07
OL-SB-10191	OL-1269-10	60-62	61	65.3	55.9	5	1.00E-06
OL-SB-20210	OL-1313-11	28-30	29	61.3	49.6	5	2.80E-08
OL-SB-20210	OL-1313-12	38-40	39	71.5	63.8	5	2.90E-07
OL-SB-20210	OL-1313-13	48-50	49	30.2	25	5	4.60E-08
OL-SB-20210	OL-1313-14	58-60	59	43.6	39.9	5	2.20E-07
OL-SB-20210	OL-1313-15	68-70	69	19.2	16.6	5	3.80E-07
OL-SB-20211	OL-1313-01	37-39	38	59.7	50.8	5	6.10E-08
OL-SB-20211	OL-1313-02	47-49	48	35	30	5	6.00E-08
OL-SB-20211	OL-1313-03	59-61	60	21.2	19.9	5	4.70E-05
OL-SB-20218	OL-1313-06	18-20	19	47.6	38.4	5	4.90E-08
OL-SB-20218	OL-1313-07	27-29	28	38	19.3	5	6.50E-06
OL-SB-20218	OL-1313-08	37-39	38	21.3	20.6	5	2.10E-04
Ol-SB-30171	OL-1318-02	25-27	26	83.3	70.8	5	1.10E-07
Ol-SB-30171	OL-1318-04	47-49	48	57	52.7	5	2.60E-07
Ol-SB-30171	OL-1318-05	57-59	58	32.2	30	5	6.10E-07
Ol-SB-30171	OL-1318-07	77-79	78	34.2	31.9	5	1.10E-07
Ol-SB-30171	OL-1318-08	90-92	91	22.2	17.9	5	7.80E-08
OL-SB-30172	OL-1313-16	20-22	21	60.8	51.3	5	1.80E-07
OL-SB-30172	OL-1313-17	28-30	29	77.8	57.8	5	5.60E-07
OL-SB-30172	OL-1313-18	38-40	39	29.4	19.8	5	7.50E-08
OL-SB-30172	OL-1313-19	48-50	49	25.6	21	5	1.60E-07
OL-SB-40300	OL-1318-12	52-54	53	31.7	29.9	5	1.50E-07
OL-SB-40300	OL-1318-14	64-66	65	35.2	31.1	5	2.70E-07
OL-SB-40300	OL-1318-15	72-74	73	21.4	18.6	5	2.40E-07
OL-SB-40300	OL-1318-16	82-84	83	22.8	19.4	5	3.20E-07

Table 7E
Summary of Sediment Geotechnical Data
Consolidation Test Results

Location ID	Field Sample ID	Depth (ft)	Average Depth (ft)	Compression Index (C_c)	Recompression Index (C_r)	Modified Compression Index ($C_{c\beta}$)	Modified Recompression Index ($C_{r\beta}$)	Initial Void Ratio (e_o)	Initial Water Content (%)	Preconsolidation Pressure (psf)
OL-SB-60298	OL-1328-02	7-9	8	0.282	0.019	0.114	0.008	1.48	50.76	900
OL-SB-60299	OL-1328-09	43-45	44	0.686	0.076	0.227	0.025	2.03	70.42	1500
OL-SB-60300	OL-1328-19	36-38	37	0.502	0.041	0.179	0.015	1.81	63.72	1000
OL-SB-60300	OL-1328-21	56-58	57	0.457	0.035	0.158	0.012	1.89	69.25	1200

TABLE 8A
SUMMARY OF POREWATER CENTRIFUGE VIBRACORE ANALYTICAL RESULTS

		Location	OL-VC-10192	OL-VC-10192	OL-VC-10192	OL-VC-10192	OL-VC-10192	OL-VC-10192	OL-VC-10193	OL-VC-10193
		Sample Depth	0.00-2.00 Ft	2.00-4.00 Ft	4.00-6.00 Ft	6.00-8.00 Ft	8.00-10.00 Ft	10.00-12.00 Ft	0.00-2.00 Ft	2.00-4.00 Ft
		Field Sample ID	OL-1237-01DP	OL-1237-02DP	OL-1237-03DP	OL-1237-04DP	OL-1237-05DP	OL-1237-06DP	OL-1295-01DP	OL-1295-02DP
		Sample Date	6/2/2010	6/2/2010	6/2/2010	6/2/2010	6/2/2010	6/2/2010	6/14/2010	6/14/2010
		SDG	JA48116	JA48116	JA48116	JA48116	JA48116	JA48116	JA49021	JA49021
		Matrix	WATER	WATER	WATER	WATER	WATER	WATER	WATER	WATER
		Sample Purpose	Regular sample	Regular sample	Regular sample	Regular sample	Regular sample	Regular sample	Regular sample	Regular sample
		Sample Type	Pore water	Pore water	Pore water	Pore water	Pore water	Pore water	Pore water	Pore water
Method	Parameter Name	Units								
SM20-4500-HB	pH	S.U.	9.88	12.28	12.35	12.32	12.36	12.33	11.78	11.96
SM4500	SULFIDE	mg/L	0.2 UJ	0.16 J	1 J	3.4 J	4.5 J	10.4 J	0.2 UJ	0.2 UJ
SW7470	MERCURY	ug/L	2.8	2.6	11.8	11.2	9.4	4.1	4	5.7
SW8260	1,2,3-TRICHLOROBENZENE	ug/L	1 U	1 U	1 U	1 U	1 U	1 U	5 U	20 U
SW8260	1,2,4-TRICHLOROBENZENE	ug/L	1 U	1 U	1 U	1 U	1 U	1 U	5 U	20 U
SW8260	1,2-DICHLOROBENZENE	ug/L	0.7 J	1.6	0.82 J	1 U	1 U	1 U	154	20 U
SW8260	1,3,5-TRICHLOROBENZENE	ug/L	1 U	1 U	1 U	1 U	1 U	1 U	5 U	20 U
SW8260	1,3-DICHLOROBENZENE	ug/L	0.28 J	0.35 J	1 U	1 U	1 U	1 U	2 J	20 U
SW8260	1,4-DICHLOROBENZENE	ug/L	1.5	2.4	1	0.31 J	1 U	1 U	252	20 U
SW8260	BENZENE	ug/L	257	143	77.6	41.7	10.2	3.6	93.7	50.1
SW8260	CHLOROBENZENE	ug/L	143	84.7	37.2	16.9	1.5	0.75 J	149	20 U
SW8260	ETHYLBENZENE	ug/L	0.95 J	1	0.59 J	0.27 J	1 U	1 U	10.9	12.4 J
SW8260	NAPHTHALENE	ug/L	12.6	36.8	22.5	7.1	1.3 J	5 U	1880	6710
SW8260	O-XYLENE	ug/L	2.6	4.8	2.8	1.2	0.3 J	1 U	99.6	54.4
SW8260	TOLUENE	ug/L	3.9	6.1	4.9	3.3	1.5	1.1	75	72.4
SW8260	XYLENES, M & P	ug/L	4.3	9.2	5.6	2.1	0.57 J	0.29 J	182	160
SW8260	XYLENES, TOTAL	ug/L	6.9	14	8.5	3.3	0.87 J	0.29 J	281	214
SW9060	DISSOLVED ORGANIC CARBON	mg/L	98.9	196	162	246	295	365	164	345

TABLE 8A
SUMMARY OF POREWATER CENTRIFUGE VIBRACORE ANALYTICAL RESULTS

		Location	OL-VC-10193	OL-VC-10193	OL-VC-10193	OL-VC-10193	OL-VC-20212	OL-VC-20212	OL-VC-20212	OL-VC-20212
		Sample Depth	4.00-6.00 Ft	6.00-8.00 Ft	8.00-10.00 Ft	10.00-12.00 Ft	0.00-2.00 Ft	2.00-4.00 Ft	4.00-6.00 Ft	6.00-8.00 Ft
		Field Sample ID	OL-1295-03DP	OL-1295-04DP	OL-1295-05DP	OL-1295-06DP	OL-1075-01DP	OL-1075-02DP	OL-1075-03DP	OL-1075-04DP
		Sample Date	6/14/2010	6/14/2010	6/14/2010	6/14/2010	5/19/2010	5/19/2010	5/19/2010	5/19/2010
		SDG	JA49021	JA49021	JA49021	JA49021	JA46871	JA46871	JA46871	JA46871
		Matrix	WATER	WATER	WATER	WATER	WATER	WATER	WATER	WATER
		Sample Purpose	Regular sample	Regular sample	Regular sample	Regular sample	Regular sample	Regular sample	Regular sample	Regular sample
		Sample Type	Pore water	Pore water	Pore water	Pore water	Pore water	Pore water	Pore water	Pore water
Method	Parameter Name	Units								
SM20-4500-HB	pH	S.U.	12.03	12.1	12.11	12.1	11.85	11.53	8.47	7.11
SM4500	SULFIDE	mg/L	0.2 UJ	0.2 UJ	0.2 UJ	0.2 UJ	0.29	4.9	4.3	11.3
SW7470	MERCURY	ug/L	2.6	2.3	0.97	2.2	0.24	0.55	0.12 J	0.082 U
SW8260	1,2,3-TRICHLOROBENZENE	ug/L	20 U	10 UJ	5 UJ	25 UJ	5 U	1 U	1 U	1 U
SW8260	1,2,4-TRICHLOROBENZENE	ug/L	20 U	10 UJ	5 UJ	25 UJ	5 U	1 U	1 U	1 U
SW8260	1,2-DICHLOROBENZENE	ug/L	20 U	10 UJ	5 UJ	25 UJ	5 U	1 U	1 U	1 U
SW8260	1,3,5-TRICHLOROBENZENE	ug/L	20 U	10 UJ	5 UJ	25 UJ	5 U	1 U	1 U	1 U
SW8260	1,3-DICHLOROBENZENE	ug/L	20 U	10 UJ	5 UJ	25 UJ	5 U	1 U	1 U	1 U
SW8260	1,4-DICHLOROBENZENE	ug/L	20 U	10 UJ	5 UJ	25 UJ	5 U	1 U	1 U	1 U
SW8260	BENZENE	ug/L	46.3	56 J	55.3 J	63.7 J	748	327	52.2	362
SW8260	CHLOROBENZENE	ug/L	20 U	10 UJ	5 UJ	25 UJ	5 U	1 U	1 U	1 U
SW8260	ETHYLBENZENE	ug/L	8.2 J	14.7 J	19.4 J	48.9 J	4.7 J	1.9	1 U	1 U
SW8260	NAPHTHALENE	ug/L	2460	1880 J	1520 J	4120 J	521	194	25.6	2.5 J
SW8260	O-XYLENE	ug/L	38.4	47 J	52.7 J	98.8 J	29.4	12	1.3	0.31 J
SW8260	TOLUENE	ug/L	67.1	91.6 J	107 J	247 J	300	105	10.4	2.5
SW8260	XYLENES, M & P	ug/L	97.4	127 J	143 J	276 J	80.1	28.2	2.5	0.54 J
SW8260	XYLENES, TOTAL	ug/L	136	174 J	195 J	375 J	110	40.2	3.8	0.85 J
SW9060	DISSOLVED ORGANIC CARBON	mg/L	390	284	450	466	22.8	17.5	9.1	9.4

TABLE 8A
SUMMARY OF POREWATER CENTRIFUGE VIBRACORE ANALYTICAL RESULTS

		Location	OL-VC-20212	OL-VC-20213	OL-VC-20213	OL-VC-20213	OL-VC-20214	OL-VC-20215	OL-VC-20215	OL-VC-20216
		Sample Depth	8.00-9.80 Ft	2.00-4.00 Ft	4.00-6.00 Ft	6.00-7.00 Ft	0.00-2.00 Ft	0.00-2.00 Ft	2.00-2.80 Ft	0.00-2.00 Ft
		Field Sample ID	OL-1075-05DP	OL-1295-08DP	OL-1295-09DP	OL-1295-10DP	OL-1075-06DP	OL-1078-06DP	OL-1078-07DP	OL-1237-07DP
		Sample Date	5/19/2010	6/14/2010	6/14/2010	6/14/2010	5/19/2010	5/21/2010	5/21/2010	6/2/2010
		SDG	JA46871	JA49021	JA49021	JA49021	JA46871	JA46781	JA46781	JA48116
		Matrix	WATER	WATER	WATER	WATER	WATER	WATER	WATER	WATER
		Sample Purpose	Regular sample	Regular sample	Regular sample	Regular sample	Regular sample	Regular sample	Regular sample	Regular sample
		Sample Type	Pore water	Pore water	Pore water	Pore water	Pore water	Pore water	Pore water	Pore water
Method	Parameter Name	Units								
SM20-4500-HB	pH	S.U.	6.95	10.38	9.3	8.25	10.14	10.61	10.56	7.44
SM4500	SULFIDE	mg/L	0.3	0.2 UJ	0.19 J	0.16 J	0.2 U			0.2 UJ
SW7470	MERCURY	ug/L	0.25	0.082 U	0.082 U	0.082 U	3.7	0.082 U	0.082 U	2.3
SW8260	1,2,3-TRICHLOROBENZENE	ug/L	5 U	1 U	1 U	1 U	1 U	1 U	1 U	1 U
SW8260	1,2,4-TRICHLOROBENZENE	ug/L	5 U	1 U	1 U	1 U	0.62 J	1 U	1 U	1 U
SW8260	1,2-DICHLOROBENZENE	ug/L	5 U	1 U	1 U	1 U	0.71 J	1 U	1 U	0.32 J
SW8260	1,3,5-TRICHLOROBENZENE	ug/L	5 U	1 U	1 U	1 U	1 U	1 U	1 U	1 U
SW8260	1,3-DICHLOROBENZENE	ug/L	5 U	1 U	1 U	1 U	0.27 J	1 U	1 U	1.2
SW8260	1,4-DICHLOROBENZENE	ug/L	5 U	1 U	1 U	1 U	1.1	1 U	1 U	1.6
SW8260	BENZENE	ug/L	601	1.6	17.5	16.6	5.6	0.72 J	0.54 J	20.4
SW8260	CHLOROBENZENE	ug/L	5 U	1 U	1 U	1 U	0.49 J	1 U	1 U	7.5
SW8260	ETHYLBENZENE	ug/L	5 U	0.35 J	0.44 J	0.42 J	1 U	1 U	1 U	1 U
SW8260	NAPHTHALENE	ug/L	25 U	1.6 J	24.7	14.7	3.9 J	5 U	5 U	5 U
SW8260	O-XYLENE	ug/L	5 U	0.3 J	1.5	1.3	0.79 J	1 U	1 U	1.1
SW8260	TOLUENE	ug/L	3 J	0.77 J	2.3	1.4	1.4	1.3	1.6	0.93 J
SW8260	XYLENES, M & P	ug/L	5 U	1	2	1.4	0.94 J	1 U	1 U	0.94 J
SW8260	XYLENES, TOTAL	ug/L	5 U	1.3	3.5	2.7	1.7	0.45 J	0.47 J	2
SW9060	DISSOLVED ORGANIC CARBON	mg/L	12.7	8.5	12.5	9	23.1	30.2	29.2	37.2

TABLE 8A
SUMMARY OF POREWATER CENTRIFUGE VIBRACORE ANALYTICAL RESULTS

		Location	OL-VC-20216	OL-VC-20216	OL-VC-20216	OL-VC-20216	OL-VC-20216	OL-VC-20217	OL-VC-20217	OL-VC-20217
		Sample Depth	2.00-4.00 Ft	4.00-6.00 Ft	6.00-8.00 Ft	8.00-10.00 Ft	10.00-12.00 Ft	0.00-2.00 Ft	2.00-4.00 Ft	4.00-6.00 Ft
		Field Sample ID	OL-1237-08DP	OL-1237-09DP	OL-1237-10DP	OL-1237-11DP	OL-1237-12DP	OL-1237-13DP	OL-1237-14DP	OL-1237-15DP
		Sample Date	6/2/2010	6/2/2010	6/2/2010	6/2/2010	6/2/2010	6/2/2010	6/2/2010	6/2/2010
		SDG	JA48116	JA48116	JA48116	JA48116	JA48116	JA48116	JA48116	JA48116
		Matrix	WATER	WATER	WATER	WATER	WATER	WATER	WATER	WATER
		Sample Purpose	Regular sample	Regular sample	Regular sample	Regular sample	Regular sample	Regular sample	Regular sample	Regular sample
		Sample Type	Pore water	Pore water	Pore water	Pore water	Pore water	Pore water	Pore water	Pore water
Method	Parameter Name	Units								
SM20-4500-HB	pH	S.U.	7.16	7.15	7.17	7.22	7.63	7.39	7.58	7.64
SM4500	SULFIDE	mg/L	0.2 UJ	0.2 UJ	0.2 UJ	0.2 UJ	1.5 J	0.2 UJ	0.2 UJ	0.32 J
SW7470	MERCURY	ug/L	1.2	2.2	0.13 J	0.082 U	0.26	11.2	0.67	1
SW8260	1,2,3-TRICHLOROBENZENE	ug/L	1 U	1 U	1 U	1 U	1 U	1 U	1 U	1 U
SW8260	1,2,4-TRICHLOROBENZENE	ug/L	1 U	1 U	1 U	1 U	1 U	1 U	1 U	1 U
SW8260	1,2-DICHLOROBENZENE	ug/L	0.64 J	0.52 J	1 U	3.5	1	0.5 J	2.7	4.4
SW8260	1,3,5-TRICHLOROBENZENE	ug/L	1 U	1 U	1 U	1 U	1 U	1 U	1 U	1 U
SW8260	1,3-DICHLOROBENZENE	ug/L	0.54 J	1 U	1 U	1 U	1 U	1.2	0.7 J	0.4 J
SW8260	1,4-DICHLOROBENZENE	ug/L	3.2	0.52 J	1 U	1.8	0.48 J	5.3	2.7	3.1
SW8260	BENZENE	ug/L	46.7	17.7	7.2	80.4	181	68.8	43.4	40.5
SW8260	CHLOROBENZENE	ug/L	16.6	2.7	1 U	2.6	0.94 J	159	25.5	27.2
SW8260	ETHYLBENZENE	ug/L	0.46 J	0.43 J	1 U	9	5	1 U	4.1	3.2
SW8260	NAPHTHALENE	ug/L	7.9	30.7	5.5	443	172	1.5 J	97.8	124
SW8260	O-XYLENE	ug/L	2.4	2.4	1.5	48.1	16.2	2	22.6	10.9
SW8260	TOLUENE	ug/L	0.78 J	0.76 J	0.47 J	39.7	16.2	0.95 J	4.2	6.1
SW8260	XYLENES, M & P	ug/L	1.8	0.79 J	0.91 J	85.8	32.9	0.79 J	10.2	15.2
SW8260	XYLENES, TOTAL	ug/L	4.1	3.2	2.4	134	49.2	2.8	32.8	26.1
SW9060	DISSOLVED ORGANIC CARBON	mg/L	48.6	46.2	43.4	43	44.7	68.3	76.8	84.7

TABLE 8A
SUMMARY OF POREWATER CENTRIFUGE VIBRACORE ANALYTICAL RESULTS

		Location	OL-VC-20217	OL-VC-20217	OL-VC-20217	OL-VC-30159	OL-VC-30159	OL-VC-30159	OL-VC-30159	OL-VC-30159
		Sample Depth	6.00-8.00 Ft	8.00-10.00 Ft	10.00-12.00 Ft	0.00-2.00 Ft	2.00-4.00 Ft	4.00-6.00 Ft	6.00-8.00 Ft	8.00-10.00 Ft
		Field Sample ID	OL-1237-16DP	OL-1237-17DP	OL-1237-18DP	OL-1268-01DP	OL-1268-02DP	OL-1268-03DP	OL-1268-04DP	OL-1268-05DP
		Sample Date	6/2/2010	6/2/2010	6/2/2010	6/8/2010	6/8/2010	6/8/2010	6/8/2010	6/8/2010
		SDG	JA48116	JA48116	JA48116	JA48494	JA48494	JA48494	JA48494	JA48494
		Matrix	WATER	WATER	WATER	WATER	WATER	WATER	WATER	WATER
		Sample Purpose	Regular sample	Regular sample	Regular sample	Regular sample	Regular sample	Regular sample	Regular sample	Regular sample
		Sample Type	Pore water	Pore water	Pore water	Pore water	Pore water	Pore water	Pore water	Pore water
Method	Parameter Name	Units								
SM20-4500-HB	pH	S.U.	8.27	9.59	11.64	11.63	11.61	11.57	11.54	11.49
SM4500	SULFIDE	mg/L	0.27 J	2.3 J	20.6 J	2.6	20.5	25.3	23.7	24.7
SW7470	MERCURY	ug/L	0.91	0.19 J	6.7	0.33	0.16 J	0.082 U	0.15 J	0.082 U
SW8260	1,2,3-TRICHLOROBENZENE	ug/L	1 U	1 U	1 U	1 U	1 U	1 U	1 U	1 U
SW8260	1,2,4-TRICHLOROBENZENE	ug/L	1 U	1 U	1 U	1 U	1 U	1 U	1 U	1 U
SW8260	1,2-DICHLOROBENZENE	ug/L	14.7	3.7	1.2	1 U	1 U	1 U	1 U	1 U
SW8260	1,3,5-TRICHLOROBENZENE	ug/L	1 U	1 U	1 U	1 U	1 U	1 U	1 U	1 U
SW8260	1,3-DICHLOROBENZENE	ug/L	0.35 J	1 U	1 U	1 U	1 U	1 U	1 U	1 U
SW8260	1,4-DICHLOROBENZENE	ug/L	11.7	2.3	0.74 J	1 U	1 U	1 U	1 U	1 U
SW8260	BENZENE	ug/L	60.7	31.2	11.9	1240	1600 J	1640	1380 J	2340
SW8260	CHLOROBENZENE	ug/L	34	12.3	2.9	1 U	1 U	1 U	1 U	1 U
SW8260	ETHYLBENZENE	ug/L	15.7	5.4	2.5	0.87 J	0.36 J	1 U	1 U	0.53 J
SW8260	NAPHTHALENE	ug/L	658	196	118	31.6	16.2	15.7	6.7	48.2
SW8260	O-XYLENE	ug/L	37.7	15.9	8	7.5	3.4	1.8	0.86 J	2.3
SW8260	TOLUENE	ug/L	20.6	8.8	4	126	92.8	69	56.9	130
SW8260	XYLENES, M & P	ug/L	82.4	30	13.5	13.9	4.4	2	0.86 J	1.9
SW8260	XYLENES, TOTAL	ug/L	120	45.9	21.5	21.4	7.9	3.8	1.7	4.3
SW9060	DISSOLVED ORGANIC CARBON	mg/L	80.6	130	239	59.8	60.9	69.1	68.3	60.8

TABLE 8A
SUMMARY OF POREWATER CENTRIFUGE VIBRACORE ANALYTICAL RESULTS

		Location	OL-VC-30160	OL-VC-30160	OL-VC-30160	OL-VC-30160	OL-VC-30160	OL-VC-30161	OL-VC-30161	OL-VC-30161
		Sample Depth	0.00-2.00 Ft	2.00-4.00 Ft	4.00-6.00 Ft	6.00-8.00 Ft	8.00-9.60 Ft	0.00-2.00 Ft	2.00-4.00 Ft	4.00-6.00 Ft
		Field Sample ID	OL-1295-11DP	OL-1295-12DP	OL-1295-13DP	OL-1295-14DP	OL-1295-15DP	OL-1296-01DP	OL-1296-02DP	OL-1296-03DP
		Sample Date	6/14/2010	6/14/2010	6/14/2010	6/14/2010	6/14/2010	6/14/2010	6/14/2010	6/14/2010
		SDG	JA49021	JA49021	JA49021	JA49021	JA49021	JA49022	JA49022	JA49022
		Matrix	WATER	WATER	WATER	WATER	WATER	WATER	WATER	WATER
		Sample Purpose	Regular sample	Regular sample	Regular sample	Regular sample	Regular sample	Regular sample	Regular sample	Regular sample
		Sample Type	Pore water	Pore water	Pore water	Pore water	Pore water	Pore water	Pore water	Pore water
Method	Parameter Name	Units								
SM20-4500-HB	pH	S.U.	8.4	6.31	6.34	6.38	6.36	12.1	12.02	12.04
SM4500	SULFIDE	mg/L	13.8 J	11.2 J	9.7 J	9.7 J	5.5 J	0.2 J	0.44 J	0.55 J
SW7470	MERCURY	ug/L	0.082 U	0.082 U	0.082 U	0.082 U	0.082 U	0.082 U	0.17 J	0.082 U
SW8260	1,2,3-TRICHLOROBENZENE	ug/L	20 U	20 U	10 U	5 U	5 U	5 U	10 U	5 U
SW8260	1,2,4-TRICHLOROBENZENE	ug/L	20 U	20 U	10 U	5 U	5 U	5 U	10 U	5 U
SW8260	1,2-DICHLOROBENZENE	ug/L	20 U	20 U	10 U	5 U	5 U	5 U	10 U	5 U
SW8260	1,3,5-TRICHLOROBENZENE	ug/L	20 U	20 U	10 U	5 U	5 U	5 U	10 U	5 U
SW8260	1,3-DICHLOROBENZENE	ug/L	20 U	20 U	10 U	5 U	5 U	5 U	10 U	5 U
SW8260	1,4-DICHLOROBENZENE	ug/L	20 U	20 U	10 U	5 U	5 U	5 U	10 U	5 U
SW8260	BENZENE	ug/L	3660	3100 J	2000	969	965	125	165	179
SW8260	CHLOROBENZENE	ug/L	20 U	20 U	10 U	5 U	5 U	5 U	10 U	5 U
SW8260	ETHYLBENZENE	ug/L	5.6 J	20 U	10 U	5 U	5 U	36.9	55	44.7
SW8260	NAPHTHALENE	ug/L	65.9 J	100 U	50 U	25 U	25 U	902	1830	1660
SW8260	O-XYLENE	ug/L	29.3	5.1 J	10 U	5 U	5 U	252	386	297
SW8260	TOLUENE	ug/L	515	124	57.3	16	9	386	507	450
SW8260	XYLENES, M & P	ug/L	66.8	11.7 J	3.7 J	5 U	2.2 J	648	1020	762
SW8260	XYLENES, TOTAL	ug/L	96.1	16.8 J	3.7 J	5 U	2.2 J	900	1400	1060
SW9060	DISSOLVED ORGANIC CARBON	mg/L	46.2	39.9	35	50.4	28.9	60 J	66.4 J	72.6 J

TABLE 8A
SUMMARY OF POREWATER CENTRIFUGE VIBRACORE ANALYTICAL RESULTS

		Location	OL-VC-30161	OL-VC-30161	OL-VC-30162	OL-VC-30162	OL-VC-30162	OL-VC-30162	OL-VC-30162	OL-VC-30163
		Sample Depth	6.00-8.00 Ft	8.00-9.50 Ft	0.00-2.00 Ft	2.00-4.00 Ft	4.00-6.00 Ft	6.00-8.00 Ft	8.00-10.00 Ft	0.00-2.00 Ft
		Field Sample ID	OL-1296-04DP	OL-1296-05DP	OL-1202-01DP	OL-1202-02DP	OL-1202-03DP	OL-1202-04DP	OL-1202-05DP	OL-1296-06DP
		Sample Date	6/14/2010	6/14/2010	5/24/2010	5/24/2010	5/24/2010	5/24/2010	5/24/2010	6/14/2010
		SDG	JA49022	JA49022	JA47081	JA47081	JA47081	JA47081	JA47081	JA49022
		Matrix	WATER	WATER	WATER	WATER	WATER	WATER	WATER	WATER
		Sample Purpose	Regular sample	Regular sample	Regular sample	Regular sample	Regular sample	Regular sample	Regular sample	Regular sample
		Sample Type	Pore water	Pore water	Pore water	Pore water	Pore water	Pore water	Pore water	Pore water
Method	Parameter Name	Units								
SM20-4500-HB	pH	S.U.	11.06	8.11	11.22	11.42	11.41	11.36	11.18	11.91
SM4500	SULFIDE	mg/L	22 J	3.8 J	31.5 J	16.8 J	25 J	31.1 J	13.9 J	0.49 J
SW7470	MERCURY	ug/L	0.082 U	0.082 U	1.1	1.4	0.96	0.44	0.16 J	0.11 J
SW8260	1,2,3-TRICHLOROBENZENE	ug/L	10 U	1 U	5 U	20 U	20 U	10 U	10 U	5 U
SW8260	1,2,4-TRICHLOROBENZENE	ug/L	10 U	1 U	5 U	20 U	20 U	10 U	10 U	5 U
SW8260	1,2-DICHLOROBENZENE	ug/L	10 U	1 UJ	5 U	20 U	20 U	10 U	10 U	5 U
SW8260	1,3,5-TRICHLOROBENZENE	ug/L	10 U	1 UJ	5 U	20 U	20 U	10 U	10 U	5 U
SW8260	1,3-DICHLOROBENZENE	ug/L	10 U	1 UJ	5 U	20 U	20 U	10 U	10 U	5 U
SW8260	1,4-DICHLOROBENZENE	ug/L	10 U	1 UJ	5 U	20 U	20 U	10 U	10 U	5 U
SW8260	BENZENE	ug/L	640	756	1630	2330	2420	1940	1590	166
SW8260	CHLOROBENZENE	ug/L	10 U	1 UJ	5 U	20 U	20 U	10 U	10 U	5 U
SW8260	ETHYLBENZENE	ug/L	31.9	3.5	5 U	20 U	20 U	10 U	10 U	38.8
SW8260	NAPHTHALENE	ug/L	719	73.5	25 U	100 U	100 U	50 U	50 U	1720
SW8260	O-XYLENE	ug/L	202	17 J	5 U	20 U	20 U	10 U	10 U	283
SW8260	TOLUENE	ug/L	1170	1000	17.6	26.5	37.7	56.1	140	438
SW8260	XYLENES, M & P	ug/L	620	40.4	1.9 J	20 U	20 U	10 U	10 U	676
SW8260	XYLENES, TOTAL	ug/L	822	57.3	1.9 J	20 U	20 U	10 U	10 U	959
SW9060	DISSOLVED ORGANIC CARBON	mg/L	62.3 J	46.4 J	42.9	51.3	57.2	51.8	42.6	82.9 J

TABLE 8A
SUMMARY OF POREWATER CENTRIFUGE VIBRACORE ANALYTICAL RESULTS

		Location	OL-VC-30163	OL-VC-30163	OL-VC-30163	OL-VC-30163	OL-VC-30164	OL-VC-30164	OL-VC-30164	OL-VC-30164
		Sample Depth	2.00-4.00 Ft	4.00-6.00 Ft	6.00-8.00 Ft	8.00-9.50 Ft	0.00-2.00 Ft	2.00-4.00 Ft	4.00-6.00 Ft	6.00-8.00 Ft
		Field Sample ID	OL-1296-07DP	OL-1296-08DP	OL-1296-09DP	OL-1296-10DP	OL-1202-06DP	OL-1202-07DP	OL-1202-08DP	OL-1202-09DP
		Sample Date	6/14/2010	6/14/2010	6/14/2010	6/14/2010	5/24/2010	5/24/2010	5/24/2010	5/24/2010
		SDG	JA49022	JA49022	JA49022	JA49022	JA47081	JA47081	JA47081	JA47081
		Matrix	WATER	WATER	WATER	WATER	WATER	WATER	WATER	WATER
		Sample Purpose	Regular sample	Regular sample	Regular sample	Regular sample	Regular sample	Regular sample	Regular sample	Regular sample
		Sample Type	Pore water	Pore water	Pore water	Pore water	Pore water	Pore water	Pore water	Pore water
Method	Parameter Name	Units								
SM20-4500-HB	pH	S.U.	11.84	11.82	7.95	6.72	7.31	6.95	6.63	6.15
SM4500	SULFIDE	mg/L	0.36 J	0.34 J	20.9 J	1.8 J	37.5 J	21.7 J	16.9 J	20.5 J
SW7470	MERCURY	ug/L	0.082 U	0.34	0.082 U	0.082 U	0.082 U	0.082 U	0.082 U	0.082 U
SW8260	1,2,3-TRICHLOROBENZENE	ug/L	5 U	5 U	5 U	5 U	1 UJ	5 UJ	10 U	10 UJ
SW8260	1,2,4-TRICHLOROBENZENE	ug/L	5 U	5 U	5 U	5 U	1 UJ	5 UJ	10 U	10 UJ
SW8260	1,2-DICHLOROBENZENE	ug/L	5 U	5 U	5 U	5 U	1 UJ	5 UJ	10 U	10 UJ
SW8260	1,3,5-TRICHLOROBENZENE	ug/L	5 U	5 U	5 U	5 U	1 UJ	5 UJ	10 U	10 UJ
SW8260	1,3-DICHLOROBENZENE	ug/L	5 U	5 U	5 U	5 U	1 UJ	5 UJ	10 U	10 UJ
SW8260	1,4-DICHLOROBENZENE	ug/L	5 U	5 U	5 U	5 U	1 UJ	5 UJ	10 U	10 UJ
SW8260	BENZENE	ug/L	159	375	789	592	8.3 J	1130 J	1320	1350 J
SW8260	CHLOROBENZENE	ug/L	5 U	5 U	5 U	5 U	1 UJ	5 UJ	10 U	10 UJ
SW8260	ETHYLBENZENE	ug/L	36	30.7	3.5 J	2.5 J	4.7 J	25.1 J	19.5	16 J
SW8260	NAPHTHALENE	ug/L	1810	1030	63.1	107	7.9 J	66.5 J	55.7	52.3 J
SW8260	O-XYLENE	ug/L	261	226	21.9	15.7	2.6 J	46.9 J	72	65.7 J
SW8260	TOLUENE	ug/L	406	613	787	316	0.47 J	91.6 J	278	670 J
SW8260	XYLENES, M & P	ug/L	639	545	50.7	44.4	21.3 J	204 J	171	177 J
SW8260	XYLENES, TOTAL	ug/L	899	771	72.5	60.1	23.9 J	251 J	243	243 J
SW9060	DISSOLVED ORGANIC CARBON	mg/L	79.5 J	68.1 J	66.9 J	44.3 J	7.6	26.6	27.4	30.6

TABLE 8A
SUMMARY OF POREWATER CENTRIFUGE VIBRACORE ANALYTICAL RESULTS

		Location	OL-VC-30164	OL-VC-30165	OL-VC-30165	OL-VC-30165	OL-VC-30165	OL-VC-30165	OL-VC-30166	OL-VC-30166
		Sample Depth	8.00-10.00 Ft	0.00-2.00 Ft	2.00-4.00 Ft	4.00-6.00 Ft	6.00-8.00 Ft	8.00-10.00 Ft	0.00-2.00 Ft	2.00-4.00 Ft
		Field Sample ID	OL-1202-10DP	OL-1070-01DP	OL-1070-02DP	OL-1070-03DP	OL-1070-04DP	OL-1070-05DP	OL-1077-06DP	OL-1077-07DP
		Sample Date	5/24/2010	5/12/2010	5/12/2010	5/12/2010	5/12/2010	5/12/2010	5/20/2010	5/20/2010
		SDG	JA47081	JA46550	JA46550	JA46550	JA46550	JA46550	JA46717	JA46717
		Matrix	WATER	WATER	WATER	WATER	WATER	WATER	WATER	WATER
		Sample Purpose	Regular sample	Regular sample	Regular sample	Regular sample	Regular sample	Regular sample	Regular sample	Regular sample
		Sample Type	Pore water	Pore water	Pore water	Pore water	Pore water	Pore water	Pore water	Pore water
Method	Parameter Name	Units								
SM20-4500-HB	pH	S.U.	6.52	11.75	11.89	11.8	12.25	12.39	11.77	11.87
SM4500	SULFIDE	mg/L	17.9 J						6.6	19.6
SW7470	MERCURY	ug/L	0.082 U	1.8	1.2	6.6	0.29	0.096 J	0.45	0.72
SW8260	1,2,3-TRICHLOROBENZENE	ug/L	2 U	13 U	10 U	10 U	1 UJ	1 UJ	20 U	25 U
SW8260	1,2,4-TRICHLOROBENZENE	ug/L	2 U	13 U	10 U	10 U	1 UJ	1 UJ	20 U	25 U
SW8260	1,2-DICHLOROBENZENE	ug/L	2 U	13 U	10 U	10 U	0.34 J	1 UJ	20 U	25 U
SW8260	1,3,5-TRICHLOROBENZENE	ug/L	2 U	13 U	10 U	10 U	1 UJ	1 UJ	20 U	25 U
SW8260	1,3-DICHLOROBENZENE	ug/L	2 U	13 U	10 U	10 U	1 UJ	1 UJ	20 U	25 U
SW8260	1,4-DICHLOROBENZENE	ug/L	2 U	13 U	10 U	10 U	0.36 J	1 UJ	20 U	25 U
SW8260	BENZENE	ug/L	895	1850	3410	4330	773 J	184 J	2330	2560
SW8260	CHLOROBENZENE	ug/L	2 U	13 U	10 U	10 U	0.64 J	1 UJ	20 U	25 U
SW8260	ETHYLBENZENE	ug/L	10.5	3.7 J	4.7 J	6.1 J	1 UJ	1 UJ	7.1 J	25 U
SW8260	NAPHTHALENE	ug/L	29.1	23.5 J	58.2	71.3	11.6 J	7.3 J	112	72 J
SW8260	O-XYLENE	ug/L	41.3	6.7 J	24.8	33.2	1.5 J	0.48 J	40.3	27.5
SW8260	TOLUENE	ug/L	434	214	692	980	70.5 J	13.5 J	845	623
SW8260	XYLENES, M & P	ug/L	101	16.6	63.2	82.3	2.5 J	0.71 J	98.7	69.7
SW8260	XYLENES, TOTAL	ug/L	142	23.4	88	115	4 J	1.2 J	139	97.2
SW9060	DISSOLVED ORGANIC CARBON	mg/L	32.7	85.8	71.4	110	193	227	61.1	43.4

TABLE 8A
SUMMARY OF POREWATER CENTRIFUGE VIBRACORE ANALYTICAL RESULTS

		Location	OL-VC-30166	OL-VC-30166	OL-VC-30166	OL-VC-30167	OL-VC-30167	OL-VC-30167	OL-VC-30167	OL-VC-30167
		Sample Depth	4.00-6.00 Ft	6.00-8.00 Ft	8.00-9.70 Ft	0.00-2.00 Ft	2.00-4.00 Ft	4.00-6.00 Ft	6.00-8.00 Ft	8.00-9.90 Ft
		Field Sample ID	OL-1077-08DP	OL-1077-09DP	OL-1077-10DP	OL-1077-11DP	OL-1077-12DP	OL-1077-13DP	OL-1077-14DP	OL-1077-15DP
		Sample Date	5/20/2010	5/20/2010	5/20/2010	5/20/2010	5/20/2010	5/20/2010	5/20/2010	5/20/2010
		SDG	JA46717	JA46717	JA46717	JA46717	JA46717	JA46717	JA46717	JA46717
		Matrix	WATER	WATER	WATER	WATER	WATER	WATER	WATER	WATER
		Sample Purpose	Regular sample	Regular sample	Regular sample	Regular sample	Regular sample	Regular sample	Regular sample	Regular sample
		Sample Type	Pore water	Pore water	Pore water	Pore water	Pore water	Pore water	Pore water	Pore water
Method	Parameter Name	Units								
SM20-4500-HB	pH	S.U.	11.88	11.89	11.84	11.99	11.95	12.3	12.27	12.26
SM4500	SULFIDE	mg/L	11.7	1.9	0.2 U	0.53	2	0.076 J	0.2 U	0.073 J
SW7470	MERCURY	ug/L	4.5	12.3	1.2	0.13 J	0.12 J	2.6	2.3	14.2
SW8260	1,2,3-TRICHLOROBENZENE	ug/L	10 U	20 U	20 U	1 UJ	1 U	1 U	1 U	1 U
SW8260	1,2,4-TRICHLOROBENZENE	ug/L	10 U	20 U	20 U	1 UJ	1 U	1 U	1 U	1 U
SW8260	1,2-DICHLOROBENZENE	ug/L	10 U	20 U	20 U	0.26 J	1 U	1 U	1 U	0.28 J
SW8260	1,3,5-TRICHLOROBENZENE	ug/L	10 U	20 U	20 U	1 UJ	1 U	1 U	1 U	1 U
SW8260	1,3-DICHLOROBENZENE	ug/L	10 U	20 U	20 U	1 UJ	1 U	1 U	1 U	1 U
SW8260	1,4-DICHLOROBENZENE	ug/L	10 U	20 U	20 U	0.36 J	1 U	1 U	1 U	0.37 J
SW8260	BENZENE	ug/L	1900	2030	2650	7.2 J	4.5	2.9	3.5	2.5
SW8260	CHLOROBENZENE	ug/L	10 U	20 U	20 U	1 UJ	1 U	1 U	1 U	1 U
SW8260	ETHYLBENZENE	ug/L	10 U	20 U	20 U	0.32 J	1 U	1 U	1 U	1 U
SW8260	NAPHTHALENE	ug/L	65.4	121	197	12 J	5	2.6 J	8	13.3
SW8260	O-XYLENE	ug/L	11.7	8.8 J	6.7 J	0.81 J	0.55 J	0.36 J	0.68 J	0.6 J
SW8260	TOLUENE	ug/L	298	225	191	2.4 J	2.2	1.5	1.8	1.5
SW8260	XYLENES, M & P	ug/L	27.7	19.7 J	13.7 J	0.98 J	0.83 J	0.39 J	0.99 J	0.94 J
SW8260	XYLENES, TOTAL	ug/L	39.4	28.6	20.3	1.8 J	1.4	0.75 J	1.7	1.5
SW9060	DISSOLVED ORGANIC CARBON	mg/L	68.5	78.8	92.5	169	254	218	215	164

TABLE 8A
SUMMARY OF POREWATER CENTRIFUGE VIBRACORE ANALYTICAL RESULTS

		Location	OL-VC-30168	OL-VC-30168	OL-VC-30168	OL-VC-30168	OL-VC-30168	OL-VC-30169	OL-VC-30169	OL-VC-30169
		Sample Depth	0.00-2.00 Ft	2.00-4.00 Ft	4.00-6.00 Ft	6.00-8.00 Ft	8.00-9.30 Ft	0.00-2.00 Ft	2.00-4.00 Ft	4.00-6.00 Ft
		Field Sample ID	OL-1078-01DP	OL-1078-02DP	OL-1078-03DP	OL-1078-04DP	OL-1078-05DP	OL-1077-16DP	OL-1077-17DP	OL-1077-18DP
		Sample Date	5/21/2010	5/21/2010	5/21/2010	5/21/2010	5/21/2010	5/20/2010	5/20/2010	5/20/2010
		SDG	JA46781	JA46781	JA46781	JA46781	JA46781	JA46717	JA46717	JA46717
		Matrix	WATER	WATER	WATER	WATER	WATER	WATER	WATER	WATER
		Sample Purpose	Regular sample	Regular sample	Regular sample	Regular sample	Regular sample	Regular sample	Regular sample	Regular sample
		Sample Type	Pore water	Pore water	Pore water	Pore water	Pore water	Pore water	Pore water	Pore water
Method	Parameter Name	Units								
SM20-4500-HB	pH	S.U.	11.36	9.09	7.39	7.01	7.26	12.35	12.35	12.33
SM4500	SULFIDE	mg/L	0.34	1.5	0.2 U	0.2 U	0.2 U	0.15 J	0.2 U	0.2 U
SW7470	MERCURY	ug/L	0.32	0.082 U	0.14 J	0.082 U	0.082 U	0.26	0.082 U	0.25
SW8260	1,2,3-TRICHLOROBENZENE	ug/L	1 U	1 U	1 U	1 U	1 U	1 UJ	1 UJ	1 UJ
SW8260	1,2,4-TRICHLOROBENZENE	ug/L	1 U	1 U	1 U	1 U	1 U	1 UJ	1 UJ	1 UJ
SW8260	1,2-DICHLOROBENZENE	ug/L	1 U	1 U	1 U	1 U	1 U	1 UJ	0.27 J	0.36 J
SW8260	1,3,5-TRICHLOROBENZENE	ug/L	1 U	1 U	1 U	1 U	1 U	1 UJ	1 UJ	1 UJ
SW8260	1,3-DICHLOROBENZENE	ug/L	1 U	1 U	1 U	1 U	1 U	1 UJ	1 UJ	1 UJ
SW8260	1,4-DICHLOROBENZENE	ug/L	1 U	1 U	1 U	1 U	1 U	1 UJ	1 UJ	0.29 J
SW8260	BENZENE	ug/L	1	0.6 J	1 U	1 U	1 U	101 J	34.6 J	21 J
SW8260	CHLOROBENZENE	ug/L	1 U	1 U	1 U	1 U	1 U	1 UJ	0.41 J	0.48 J
SW8260	ETHYLBENZENE	ug/L	1 U	1 U	1 U	1 U	1 U	1 UJ	1 UJ	1 UJ
SW8260	NAPHTHALENE	ug/L	10.5	14.2	5 U	5 U	5 U	9.3 J	8.6 J	15.9 J
SW8260	O-XYLENE	ug/L	1 U	0.29 J	1 U	1 U	1 U	1.6 J	1.1 J	1.1 J
SW8260	TOLUENE	ug/L	1.2	0.98 J	0.35 J	1 U	1 U	10.2 J	4.4 J	3.1 J
SW8260	XYLENES, M & P	ug/L	1 U	0.5 J	1 U	1 U	1 U	2.2 J	1.8 J	1.9 J
SW8260	XYLENES, TOTAL	ug/L	1 U	0.79 J	1 U	1 U	1 U	3.8 J	2.9 J	3 J
SW9060	DISSOLVED ORGANIC CARBON	mg/L	76.7	44.8	34.4	31.1	32.1	152	145	158

TABLE 8A
SUMMARY OF POREWATER CENTRIFUGE VIBRACORE ANALYTICAL RESULTS

		Location	OL-VC-30169	OL-VC-30169
		Sample Depth	6.00-8.00 Ft	8.00-9.70 Ft
		Field Sample ID	OL-1077-19DP	OL-1077-20DP
		Sample Date	5/20/2010	5/20/2010
		SDG	JA46717	JA46717
		Matrix	WATER	WATER
		Sample Purpose	Regular sample	Regular sample
		Sample Type	Pore water	Pore water
Method	Parameter Name	Units		
SM20-4500-HB	pH	S.U.	12.25	12.2
SM4500	SULFIDE	mg/L	0.2 U	0.2 U
SW7470	MERCURY	ug/L	0.37	0.11 J
SW8260	1,2,3-TRICHLOROBENZENE	ug/L	1 U	1 U
SW8260	1,2,4-TRICHLOROBENZENE	ug/L	1 U	1 U
SW8260	1,2-DICHLOROBENZENE	ug/L	0.34 J	0.45 J
SW8260	1,3,5-TRICHLOROBENZENE	ug/L	1 U	1 U
SW8260	1,3-DICHLOROBENZENE	ug/L	1 U	1 U
SW8260	1,4-DICHLOROBENZENE	ug/L	1 U	0.36 J
SW8260	BENZENE	ug/L	26.6	47.1
SW8260	CHLOROBENZENE	ug/L	0.49 J	0.49 J
SW8260	ETHYLBENZENE	ug/L	1 U	1 U
SW8260	NAPHTHALENE	ug/L	14.9	21.9
SW8260	O-XYLENE	ug/L	1.1	1.3
SW8260	TOLUENE	ug/L	3.2	3.4
SW8260	XYLENES, M & P	ug/L	2	2.5
SW8260	XYLENES, TOTAL	ug/L	3.1	3.8
SW9060	DISSOLVED ORGANIC CARBON	mg/L	148	139

TABLE 8A
SUMMARY OF POREWATER CENTRIFUGE VIBRACORE ANALYTICAL RESULTS

		Location	OL-VC-40272	OL-VC-40272	OL-VC-40272	OL-VC-40272	OL-VC-40272	OL-VC-40273	OL-VC-40273	OL-VC-40273
		Sample Depth	0.00-2.00 Ft	2.00-4.00 Ft	4.00-6.00 Ft	6.00-8.00 Ft	8.00-10.00 Ft	0.00-2.00 Ft	2.00-4.00 Ft	4.00-6.00 Ft
		Field Sample ID	OL-1201-01DP	OL-1201-02DP	OL-1201-03DP	OL-1201-04DP	OL-1201-05DP	OL-1078-08DP	OL-1078-09DP	OL-1078-10DP
		Sample Date	5/21/2010	5/21/2010	5/21/2010	5/21/2010	5/21/2010	5/21/2010	5/21/2010	5/21/2010
		SDG	JA47131	JA47131	JA47131	JA47131	JA47131	JA46781	JA46781	JA46781
		Matrix	WATER	WATER	WATER	WATER	WATER	WATER	WATER	WATER
		Sample Purpose	Regular sample	Regular sample	Regular sample	Regular sample	Regular sample	Regular sample	Regular sample	Regular sample
		Sample Type	Pore water	Pore water	Pore water	Pore water	Pore water	Pore water	Pore water	Pore water
Method	Parameter Name	Units								
SM20-4500-HB	pH	S.U.	8.04	7.92	7.6	7.52	7.5	7.97	7.9	7.6
SM4500	SULFIDE	mg/L	0.2 U	0.15 J	0.21	0.2 U	0.2 U	0.2 U	0.2 U	0.2 U
SW7470	MERCURY	ug/L	0.12 J	0.092 J	0.65	0.082 U	0.2	0.11 J	0.082 U	0.082 U
SW8260	1,2,3-TRICHLOROBENZENE	ug/L	1 U	1 U	1 U	1 U	1 U	1 U	1 U	1 U
SW8260	1,2,4-TRICHLOROBENZENE	ug/L	1 U	1 U	1 U	1 U	1 U	1 U	1 U	1 U
SW8260	1,2-DICHLOROBENZENE	ug/L	1 U	1 U	1 U	1 U	1 U	1 U	1 U	1 U
SW8260	1,3,5-TRICHLOROBENZENE	ug/L	1 U	1 U	1 U	1 U	1 U	1 U	1 U	1 U
SW8260	1,3-DICHLOROBENZENE	ug/L	1 U	0.51 J	0.56 J	0.66 J	1.1	1 U	1 U	0.79 J
SW8260	1,4-DICHLOROBENZENE	ug/L	1 U	1 U	1 U	1 U	1 U	1 U	1 U	1 U
SW8260	BENZENE	ug/L	0.35 J	0.79 J	0.57 J	0.88 J	1.3	1 U	1 U	0.39 J
SW8260	CHLOROBENZENE	ug/L	1 U	0.42 J	0.54 J	0.75 J	1.1	1 U	1 U	0.8 J
SW8260	ETHYLBENZENE	ug/L	1 U	1 U	1 U	1 U	1 U	1 U	1 U	1 U
SW8260	NAPHTHALENE	ug/L	5 U	5 U	5 U	5 U	5 U	5 U	5 U	5 U
SW8260	O-XYLENE	ug/L	1 U	1 U	1 U	1 U	0.33 J	1 U	1 U	1 U
SW8260	TOLUENE	ug/L	1 U	0.32 J	1 U	0.42 J	1 U	1 U	1 U	1 U
SW8260	XYLENES, M & P	ug/L	0.26 J	1 U	0.29 J	0.33 J	0.69 J	1 U	1 U	1 U
SW8260	XYLENES, TOTAL	ug/L	0.26 J	1 U	0.29 J	0.33 J	1	1 U	1 U	1 U
SW9060	DISSOLVED ORGANIC CARBON	mg/L	72.6	77.8	62.4	51.9	50.7	35.5	57.3	51.2

TABLE 8A
SUMMARY OF POREWATER CENTRIFUGE VIBRACORE ANALYTICAL RESULTS

		Location	OL-VC-40273	OL-VC-40273	OL-VC-40274	OL-VC-40274	OL-VC-40274	OL-VC-40274	OL-VC-40274	OL-VC-40275
		Sample Depth	6.00-8.00 Ft	8.00-10.00 Ft	0.00-2.00 Ft	2.00-4.00 Ft	4.00-6.00 Ft	6.00-8.00 Ft	8.00-8.80 Ft	0.00-2.00 Ft
		Field Sample ID	OL-1078-11DP	OL-1078-12DP	OL-1078-13DP	OL-1078-14DP	OL-1078-15DP	OL-1078-16DP	OL-1078-17DP	OL-1079-01DP
		Sample Date	5/21/2010	5/21/2010	5/21/2010	5/21/2010	5/21/2010	5/21/2010	5/21/2010	5/21/2010
		SDG	JA46781	JA46781	JA46781	JA46781	JA46781	JA46781	JA46781	JA46884
		Matrix	WATER	WATER	WATER	WATER	WATER	WATER	WATER	WATER
		Sample Purpose	Regular sample	Regular sample	Regular sample	Regular sample	Regular sample	Regular sample	Regular sample	Regular sample
		Sample Type	Pore water	Pore water	Pore water	Pore water	Pore water	Pore water	Pore water	Pore water
Method	Parameter Name	Units								
SM20-4500-HB	pH	S.U.	7.79	7.86	7.7	7.61	7.61	8.04	8.01	8.02
SM4500	SULFIDE	mg/L	0.2 U	0.2 U	0.2 U	0.2 U	0.2 U	0.2 U	0.2 U	0.16 J
SW7470	MERCURY	ug/L	0.082 U	1.4	0.082 U	0.082 U	0.21	0.32	0.63	46.6
SW8260	1,2,3-TRICHLOROBENZENE	ug/L	1 U	1 U	1 U	1 U	1 U	1 U	1 U	1 U
SW8260	1,2,4-TRICHLOROBENZENE	ug/L	1 U	1 U	1 U	1 U	1 U	1 U	1 U	1 U
SW8260	1,2-DICHLOROBENZENE	ug/L	1 U	1 U	1 U	1 U	1 U	1 U	1 U	1 U
SW8260	1,3,5-TRICHLOROBENZENE	ug/L	1 U	1 U	1 U	1 U	1 U	1 U	1 U	0.19 J
SW8260	1,3-DICHLOROBENZENE	ug/L	0.49 J	1.1	0.85 J	0.43 J	0.28 J	0.64 J	0.53 J	1.9
SW8260	1,4-DICHLOROBENZENE	ug/L	1 U	1 U	1 U	1 U	1 U	1 U	1 U	0.33 J
SW8260	BENZENE	ug/L	0.76 J	3.2	0.29 J	0.26 J	1 U	3.7	0.67 J	1.4
SW8260	CHLOROBENZENE	ug/L	1.5	3.7	1.5	1.4	0.53 J	3.5	1.2	4
SW8260	ETHYLBENZENE	ug/L	1 U	1 U	1 U	1 U	1 U	1 U	1 U	0.71 J
SW8260	NAPHTHALENE	ug/L	5 U	5 U	5 U	5 U	5 U	5 U	5 U	5 U
SW8260	O-XYLENE	ug/L	0.49 J	1	0.34 J	1 U	1 U	2	0.76 J	2.5
SW8260	TOLUENE	ug/L	1 U	0.48 J	0.32 J	1 U	0.33 J	0.34 J	0.59 J	0.71 J
SW8260	XYLENES, M & P	ug/L	1.2	2.6	0.62 J	1 U	1 U	6.2	1.7	9.8
SW8260	XYLENES, TOTAL	ug/L	1.7	3.6	0.96 J	1 U	1 U	8.2	2.4	12.3
SW9060	DISSOLVED ORGANIC CARBON	mg/L	51.2	40.6	34.5	53.5	41.9	37.2	42.6	37

TABLE 8A
SUMMARY OF POREWATER CENTRIFUGE VIBRACORE ANALYTICAL RESULTS

		Location	OL-VC-40275	OL-VC-40275	OL-VC-40275	OL-VC-40275	OL-VC-40276	OL-VC-40276	OL-VC-40276	OL-VC-40276
		Sample Depth	2.00-4.00 Ft	4.00-6.00 Ft	6.00-8.00 Ft	8.00-10.00 Ft	0.00-2.00 Ft	2.00-4.00 Ft	4.00-6.00 Ft	6.00-8.00 Ft
		Field Sample ID	OL-1079-02DP	OL-1079-03DP	OL-1079-04DP	OL-1079-05DP	OL-1079-06DP	OL-1079-07DP	OL-1079-08DP	OL-1079-09DP
		Sample Date	5/21/2010	5/21/2010	5/21/2010	5/21/2010	5/21/2010	5/21/2010	5/21/2010	5/21/2010
		SDG	JA46884	JA46884	JA46884	JA46884	JA46884	JA46884	JA46884	JA46884
		Matrix	WATER	WATER	WATER	WATER	WATER	WATER	WATER	WATER
		Sample Purpose	Regular sample	Regular sample	Regular sample	Regular sample	Regular sample	Regular sample	Regular sample	Regular sample
		Sample Type	Pore water	Pore water	Pore water	Pore water	Pore water	Pore water	Pore water	Pore water
Method	Parameter Name	Units								
SM20-4500-HB	pH	S.U.	8.01	8.19	8.32	8.04	7.44	7.17	7.61	7.51
SM4500	SULFIDE	mg/L	0.082 J	0.2 UJ	0.24 J	0.2 UJ	0.16 J	0.2 UJ	0.2 UJ	0.2 UJ
SW7470	MERCURY	ug/L	0.49	0.38	0.12 J	0.24	0.082 U	0.082 U	0.082 U	4.5
SW8260	1,2,3-TRICHLOROBENZENE	ug/L	1 U	1 UJ	1 U	1 U	1 U	1 UJ	1 UJ	1 U
SW8260	1,2,4-TRICHLOROBENZENE	ug/L	1 U	1 UJ	1 U	1 U	1 U	1 UJ	1 UJ	1 U
SW8260	1,2-DICHLOROBENZENE	ug/L	1 U	1 UJ	1 U	1 U	1 U	0.44 J	1 UJ	0.3 J
SW8260	1,3,5-TRICHLOROBENZENE	ug/L	0.22 J	0.13 J	1 U	1 U	1 U	1 UJ	1 UJ	1 U
SW8260	1,3-DICHLOROBENZENE	ug/L	2.8	1.8 J	0.92 J	1 U	1 U	0.41 J	0.67 J	1
SW8260	1,4-DICHLOROBENZENE	ug/L	0.32 J	0.29 J	1 U	1 U	1 U	0.44 J	1 UJ	0.3 J
SW8260	BENZENE	ug/L	3.5	1.5 J	1.4	0.54 J	1 U	0.37 J	1 UJ	1.1
SW8260	CHLOROBENZENE	ug/L	10	8.1 J	2.6	1 U	1 U	0.82 J	1.2 J	1.4
SW8260	ETHYLBENZENE	ug/L	1.3	0.98 J	0.68 J	1 U	1 U	1 UJ	0.35 J	1.9
SW8260	NAPHTHALENE	ug/L	5 U	5 UJ	5 U	5 U	5 U	5 UJ	5 UJ	5 U
SW8260	O-XYLENE	ug/L	6.2	5 J	2.9	0.44 J	1 U	1 UJ	1 UJ	0.67 J
SW8260	TOLUENE	ug/L	1	0.46 J	0.65 J	0.39 J	1 U	1 UJ	1 UJ	0.4 J
SW8260	XYLENES, M & P	ug/L	21.2	19.7 J	11.8	1.2	1 U	0.31 J	0.47 J	2.3
SW8260	XYLENES, TOTAL	ug/L	27.5	24.7 J	14.7	1.6	1 U	0.31 J	0.59 J	3
SW9060	DISSOLVED ORGANIC CARBON	mg/L	29.2	20.2	23.6	29.2	27.4	36.5	56.8	53.5

TABLE 8A
SUMMARY OF POREWATER CENTRIFUGE VIBRACORE ANALYTICAL RESULTS

		Location	OL-VC-40276	OL-VC-40277	OL-VC-40277	OL-VC-40277	OL-VC-40277	OL-VC-40277	OL-VC-40278	OL-VC-40278
		Sample Depth	8.00-10.00 Ft	0.00-2.00 Ft	2.00-4.00 Ft	4.00-6.00 Ft	6.00-8.00 Ft	8.00-10.00 Ft	0.00-2.00 Ft	2.00-4.00 Ft
		Field Sample ID	OL-1079-10DP	OL-1251-12DP	OL-1251-13DP	OL-1251-14DP	OL-1251-15DP	OL-1251-16DP	OL-1079-16DP	OL-1079-17DP
		Sample Date	5/21/2010	6/4/2010	6/4/2010	6/4/2010	6/4/2010	6/4/2010	5/21/2010	5/21/2010
		SDG	JA46884	JA48331	JA48331	JA48331	JA48331	JA48331	JA46884	JA46884
		Matrix	WATER	WATER	WATER	WATER	WATER	WATER	WATER	WATER
		Sample Purpose	Regular sample	Regular sample	Regular sample	Regular sample	Regular sample	Regular sample	Regular sample	Regular sample
		Sample Type	Pore water	Pore water	Pore water	Pore water	Pore water	Pore water	Pore water	Pore water
Method	Parameter Name	Units								
SM20-4500-HB	pH	S.U.	7.57	6.75	6.28	6.52	6.32	6.62	6.4	6.37
SM4500	SULFIDE	mg/L	0.2 UJ	0.2 U	0.2 U	0.2 U	0.2 U	0.2 U	0.2 UJ	0.2 UJ
SW7470	MERCURY	ug/L	0.49	7.1	0.082 U	0.082 U	0.082 U	0.082 U	0.082 U	0.082 U
SW8260	1,2,3-TRICHLOROBENZENE	ug/L	1 U	1 U	1 U	1 U	1 U	1 U	1 U	1 U
SW8260	1,2,4-TRICHLOROBENZENE	ug/L	1 U	1 U	1 U	1 U	1 U	1 U	1 U	1 U
SW8260	1,2-DICHLOROBENZENE	ug/L	0.36 J	1 U	1 U	1 U	1 U	1 U	1 U	1 U
SW8260	1,3,5-TRICHLOROBENZENE	ug/L	1 U	1 U	1 U	1 U	1 U	1 U	0.13 J	1 U
SW8260	1,3-DICHLOROBENZENE	ug/L	0.34 J	1 U	1 U	1 U	1 U	1 U	1 U	1 U
SW8260	1,4-DICHLOROBENZENE	ug/L	0.36 J	1 U	1 U	1 U	1 U	1 U	1 U	1 U
SW8260	BENZENE	ug/L	0.89 J	20.1	29.7	29.4	16.3	16.4	20.6	20.4
SW8260	CHLOROBENZENE	ug/L	0.42 J	1 U	1 U	1 U	1 U	1 U	1 U	1 U
SW8260	ETHYLBENZENE	ug/L	1 U	1 U	1 U	1 U	1 U	1 U	1 U	1 U
SW8260	NAPHTHALENE	ug/L	5 U	5 U	5 U	5 U	5 U	5 U	5 U	5 U
SW8260	O-XYLENE	ug/L	0.68 J	1 U	1 U	1 U	1 U	1 U	1 U	1 U
SW8260	TOLUENE	ug/L	1 U	1 U	1 U	1 U	0.39 J	1 U	1 U	1 U
SW8260	XYLENES, M & P	ug/L	2.3	1 U	1 U	1 U	1 U	1 U	1 U	1 U
SW8260	XYLENES, TOTAL	ug/L	3	1 U	1 U	1 U	1 U	1 U	1 U	1 U
SW9060	DISSOLVED ORGANIC CARBON	mg/L	50.9	76.4	58.5	64.9	85.6	98.5	20.9	23

TABLE 8A
SUMMARY OF POREWATER CENTRIFUGE VIBRACORE ANALYTICAL RESULTS

		Location	OL-VC-40278	OL-VC-40278	OL-VC-40278	OL-VC-40279	OL-VC-40279	OL-VC-40279	OL-VC-40279	OL-VC-40279
		Sample Depth	4.00-6.00 Ft	6.00-8.00 Ft	8.00-10.00 Ft	0.00-2.00 Ft	2.00-4.00 Ft	4.00-6.00 Ft	6.00-8.00 Ft	8.00-10.00 Ft
		Field Sample ID	OL-1079-18DP	OL-1079-19DP	OL-1079-20DP	OL-1274-01DP	OL-1274-02DP	OL-1274-03DP	OL-1274-04DP	OL-1274-05DP
		Sample Date	5/21/2010	5/21/2010	5/21/2010	6/9/2010	6/9/2010	6/9/2010	6/9/2010	6/9/2010
		SDG	JA46884	JA46884	JA46884	JA48638	JA48638	JA48638	JA48638	JA48638
		Matrix	WATER	WATER	WATER	WATER	WATER	WATER	WATER	WATER
		Sample Purpose	Regular sample	Regular sample	Regular sample	Regular sample	Regular sample	Regular sample	Regular sample	Regular sample
		Sample Type	Pore water	Pore water	Pore water	Pore water	Pore water	Pore water	Pore water	Pore water
Method	Parameter Name	Units								
SM20-4500-HB	pH	S.U.	6.44	6.43	6.71	7.46	7.2	7.19	7.31	7.2
SM4500	SULFIDE	mg/L	0.2 UJ	0.2 UJ	0.15 J	1.3	1.7	0.9	0.81	0.79
SW7470	MERCURY	ug/L	0.082 U	0.082 U	0.082 U	0.082 U	0.082 U	0.082 U	0.082 U	0.082 U
SW8260	1,2,3-TRICHLOROBENZENE	ug/L	1 U	1 U	1 U	1 U	1 U	1 U	1 U	1 U
SW8260	1,2,4-TRICHLOROBENZENE	ug/L	1 U	1 U	1 U	1 U	1 U	1 U	1 U	1 U
SW8260	1,2-DICHLOROBENZENE	ug/L	1 U	1 U	1 U	1 U	1 U	1 U	1 U	1 U
SW8260	1,3,5-TRICHLOROBENZENE	ug/L	1 U	1 U	1 U	1 U	1 U	1 U	1 U	1 U
SW8260	1,3-DICHLOROBENZENE	ug/L	1 U	1 U	1 U	1 U	1 U	1 U	1 U	1 U
SW8260	1,4-DICHLOROBENZENE	ug/L	1 U	1 U	1 U	1 U	1 U	1 U	1 U	1 U
SW8260	BENZENE	ug/L	4.5	13.3	1	1 U	1 U	1 U	1 U	1 U
SW8260	CHLOROBENZENE	ug/L	1 U	1 U	1 U	1 U	1 U	1 U	1 U	1 U
SW8260	ETHYLBENZENE	ug/L	1 U	1 U	1 U	1 U	1 U	1 U	1 U	1 U
SW8260	NAPHTHALENE	ug/L	5 U	5 U	5 U	5 U	5 U	5 U	5 U	5 U
SW8260	O-XYLENE	ug/L	1 U	1 U	1 U	1 U	1 U	1 U	1 U	1 U
SW8260	TOLUENE	ug/L	1 U	1 U	1 U	2 U	2 U	1.5 U	1.5 U	1.6 U
SW8260	XYLENES, M & P	ug/L	1 U	1 U	1 U	1 U	1 U	1 U	1 U	1 U
SW8260	XYLENES, TOTAL	ug/L	1 U	1 U	1 U	1 U	1 U	1 U	1 U	1 U
SW9060	DISSOLVED ORGANIC CARBON	mg/L	20.6	12.9	11.7	18.6 J	16.6 J	15 J	14.1 J	14.8 J

TABLE 8A
SUMMARY OF POREWATER CENTRIFUGE VIBRACORE ANALYTICAL RESULTS

		Location	OL-VC-40279	OL-VC-40280	OL-VC-40280	OL-VC-40280	OL-VC-40280	OL-VC-40280	OL-VC-40280	OL-VC-40281
		Sample Depth	10.00-12.00 Ft	0.00-2.00 Ft	2.00-4.00 Ft	4.00-6.00 Ft	6.00-8.00 Ft	8.00-10.00 Ft	10.00-12.00 Ft	0.00-2.00 Ft
		Field Sample ID	OL-1274-06DP	OL-1274-07DP	OL-1274-08DP	OL-1274-09DP	OL-1274-10DP	OL-1274-11DP	OL-1274-12DP	OL-1274-13DP
		Sample Date	6/9/2010	6/9/2010	6/9/2010	6/9/2010	6/9/2010	6/9/2010	6/9/2010	6/9/2010
		SDG	JA48638	JA48638	JA48638	JA48638	JA48638	JA48638	JA48638	JA48638
		Matrix	WATER	WATER	WATER	WATER	WATER	WATER	WATER	WATER
		Sample Purpose	Regular sample	Regular sample	Regular sample	Regular sample	Regular sample	Regular sample	Regular sample	Regular sample
		Sample Type	Pore water	Pore water	Pore water	Pore water	Pore water	Pore water	Pore water	Pore water
Method	Parameter Name	Units								
SM20-4500-HB	pH	S.U.	7.22	7.4	7.28	7.16	7.1	6.99	7.02	7.3
SM4500	SULFIDE	mg/L	0.27	0.79	0.84	1.9	2	0.73	0.91	0.32
SW7470	MERCURY	ug/L	0.082 U	0.082 U	0.082 U	0.082 U	0.082 U	0.082 U	0.082 U	0.3
SW8260	1,2,3-TRICHLOROBENZENE	ug/L	1 U	1 U	1 U	1 U	1 U	1 U	1 U	1 U
SW8260	1,2,4-TRICHLOROBENZENE	ug/L	1 U	1 U	1 U	1 U	1 U	1 U	1 U	1 U
SW8260	1,2-DICHLOROBENZENE	ug/L	1 U	1 U	1 U	1 U	1 U	1 U	1 U	1 U
SW8260	1,3,5-TRICHLOROBENZENE	ug/L	1 U	1 U	1 U	1 U	1 U	1 U	1 U	1 U
SW8260	1,3-DICHLOROBENZENE	ug/L	1 U	0.36 J	1 U	1 U	1 U	1 U	1 U	0.52 J
SW8260	1,4-DICHLOROBENZENE	ug/L	1 U	1 U	1 U	1 U	1 U	1 U	1 U	0.54 J
SW8260	BENZENE	ug/L	1 U	1 U	1 U	1 U	1 U	1 U	1 U	1
SW8260	CHLOROBENZENE	ug/L	1 U	1 U	1 U	1 U	1 U	1 U	1 U	4.6
SW8260	ETHYLBENZENE	ug/L	1 U	1 U	1 U	1 U	1 U	1 U	1 U	1 U
SW8260	NAPHTHALENE	ug/L	5 U	5 U	5 U	5 U	5 U	5 U	5 U	5 U
SW8260	O-XYLENE	ug/L	1 U	1 U	1 U	1 U	1 U	1 U	1 U	0.27 J
SW8260	TOLUENE	ug/L	1.4 U	1.9 U	1.9 U	1.7 U	1.3 U	1.4 U	1.3 U	1.2 U
SW8260	XYLENES, M & P	ug/L	1 U	0.67 J	1 U	1 U	1 U	0.27 J	1 U	1.5
SW8260	XYLENES, TOTAL	ug/L	1 U	0.67 J	1 U	1 U	1 U	0.27 J	1 U	1.8
SW9060	DISSOLVED ORGANIC CARBON	mg/L	13.4 J	15.5 J	17.6 J	16 J	15.9 J	15.1 J	15.9 J	8.3 J

TABLE 8A
SUMMARY OF POREWATER CENTRIFUGE VIBRACORE ANALYTICAL RESULTS

		Location	OL-VC-40281	OL-VC-40281	OL-VC-40281	OL-VC-40281	OL-VC-40281	OL-VC-40282	OL-VC-40282	OL-VC-40282
		Sample Depth	2.00-4.00 Ft	4.00-6.00 Ft	6.00-8.00 Ft	8.00-10.00 Ft	10.00-12.00 Ft	0.00-2.00 Ft	2.00-4.00 Ft	4.00-6.00 Ft
		Field Sample ID	OL-1274-14DP	OL-1274-15DP	OL-1274-16DP	OL-1274-17DP	OL-1274-18DP	OL-1275-01DP	OL-1275-02DP	OL-1275-03DP
		Sample Date	6/9/2010	6/9/2010	6/9/2010	6/9/2010	6/9/2010	6/9/2010	6/9/2010	6/9/2010
		SDG	JA48638	JA48638	JA48638	JA48638	JA48638	JA48639	JA48639	JA48639
		Matrix	WATER	WATER	WATER	WATER	WATER	WATER	WATER	WATER
		Sample Purpose	Regular sample	Regular sample	Regular sample	Regular sample	Regular sample	Regular sample	Regular sample	Regular sample
		Sample Type	Pore water	Pore water	Pore water	Pore water	Pore water	Pore water	Pore water	Pore water
Method	Parameter Name	Units								
SM20-4500-HB	pH	S.U.	6.87	6.82	6.68	6.57	6.65	7.81	7.52	7.41
SM4500	SULFIDE	mg/L	1.6	0.95	0.63	0.2 U	0.61	0.073 J	1.1	1.5
SW7470	MERCURY	ug/L	0.17 J	0.19 J	0.082 U	0.082 U	0.082 U	0.082 U	0.082 U	0.082 U
SW8260	1,2,3-TRICHLOROBENZENE	ug/L	1 U	1 U	1 U	1 U	1 U	1 U	1 U	1 U
SW8260	1,2,4-TRICHLOROBENZENE	ug/L	1 U	1 U	1 U	1 U	1 U	1 U	1 U	1 U
SW8260	1,2-DICHLOROBENZENE	ug/L	1 U	1 U	1 U	1 U	1 U	0.45 J	1 U	1 U
SW8260	1,3,5-TRICHLOROBENZENE	ug/L	1 U	1 U	1 U	1 U	1 U	1 U	1 U	1 U
SW8260	1,3-DICHLOROBENZENE	ug/L	1 U	1 U	1 U	1 U	1 U	1.1	1 U	1 U
SW8260	1,4-DICHLOROBENZENE	ug/L	1 U	1 U	1 U	1 U	1 U	7	0.64 J	1 U
SW8260	BENZENE	ug/L	0.99 J	0.74 J	0.36 J	0.28 J	1 U	1.4	0.92 J	0.25 J
SW8260	CHLOROBENZENE	ug/L	1.5	0.53 J	1 U	1 U	1 U	72	23.9	3.3
SW8260	ETHYLBENZENE	ug/L	1 U	1 U	1 U	1 U	1 U	0.33 J	1 U	1 U
SW8260	NAPHTHALENE	ug/L	5 U	5 U	5 U	5 U	5 U	5 U	5 U	5 U
SW8260	O-XYLENE	ug/L	1 U	1 U	1 U	1 U	1 U	1.7	0.46 J	1 U
SW8260	TOLUENE	ug/L	1 U	1 U	1.2 U	1.2 U	1 U	1.1 U	1 U	1 U
SW8260	XYLENES, M & P	ug/L	0.45 J	1 U	1 U	1 U	1 U	5.7	1 U	1 U
SW8260	XYLENES, TOTAL	ug/L	0.45 J	1 U	1 U	1 U	1 U	7.4	0.66 J	1 U
SW9060	DISSOLVED ORGANIC CARBON	mg/L	7.5 J	10.8 J	12.4 J	13 J	12.1 J	12.1	12.6	14.7

TABLE 8A
SUMMARY OF POREWATER CENTRIFUGE VIBRACORE ANALYTICAL RESULTS

		Location	OL-VC-40282	OL-VC-40282	OL-VC-40282	OL-VC-40283	OL-VC-40283	OL-VC-40283	OL-VC-40283	OL-VC-40283
		Sample Depth	6.00-8.00 Ft	8.00-10.00 Ft	10.00-12.00 Ft	0.00-2.00 Ft	2.00-4.00 Ft	4.00-6.00 Ft	6.00-8.00 Ft	8.00-10.00 Ft
		Field Sample ID	OL-1275-04DP	OL-1275-05DP	OL-1275-06DP	OL-1275-07DP	OL-1275-08DP	OL-1275-09DP	OL-1275-10DP	OL-1275-11DP
		Sample Date	6/9/2010	6/9/2010	6/9/2010	6/9/2010	6/9/2010	6/9/2010	6/9/2010	6/9/2010
		SDG	JA48639	JA48639	JA48639	JA48639	JA48639	JA48639	JA48639	JA48639
		Matrix	WATER	WATER	WATER	WATER	WATER	WATER	WATER	WATER
		Sample Purpose	Regular sample	Regular sample	Regular sample	Regular sample	Regular sample	Regular sample	Regular sample	Regular sample
		Sample Type	Pore water	Pore water	Pore water	Pore water	Pore water	Pore water	Pore water	Pore water
Method	Parameter Name	Units								
SM20-4500-HB	pH	S.U.	7.32	7.24	7.13	9.7	8.9	8.39	8.86	8.64
SM4500	SULFIDE	mg/L	1.2	1.2	1	0.2 U	0.2 U	0.16 J	0.2 U	0.16 J
SW7470	MERCURY	ug/L	0.082 U	0.082 U	0.082 U	0.18 J	8.1	12	21.5	0.44
SW8260	1,2,3-TRICHLOROBENZENE	ug/L	1 U	1 U	1 U	1 U	1 U	1 U	1 U	1 U
SW8260	1,2,4-TRICHLOROBENZENE	ug/L	1 U	1 U	1 U	1 U	1 U	1 U	1 U	1 U
SW8260	1,2-DICHLOROBENZENE	ug/L	1 U	1 U	1 U	1.9	3.6	0.76 J	0.73 J	0.28 J
SW8260	1,3,5-TRICHLOROBENZENE	ug/L	1 U	1 U	1 U	1 U	1 U	0.33 J	1.1	1 U
SW8260	1,3-DICHLOROBENZENE	ug/L	1 U	1 U	1 U	0.74 J	3.1	4.2	3.3	1 U
SW8260	1,4-DICHLOROBENZENE	ug/L	1 U	1 U	1 U	0.71 J	1.3	0.73 J	0.54 J	1 U
SW8260	BENZENE	ug/L	1 U	1 U	1 U	2.3	6	7.4	5.3	2.5
SW8260	CHLOROBENZENE	ug/L	1.1	0.42 J	1 U	8.6	24.2	19.6	8.7	1.2
SW8260	ETHYLBENZENE	ug/L	1 U	1 U	1 U	4.4	12.7	7.4	6	2.5
SW8260	NAPHTHALENE	ug/L	5 U	5 U	5 U	5 U	5 U	5 U	5 U	5 U
SW8260	O-XYLENE	ug/L	1 U	1 U	1 U	8.8	27.2	21.2	20.2	9
SW8260	TOLUENE	ug/L	1 U	1 U	1 U	1.7 U	3.5 U	4.3 U	3.1 U	2.1 U
SW8260	XYLENES, M & P	ug/L	1 U	1 U	1 U	59.5	153	93.6	88.4	43.3
SW8260	XYLENES, TOTAL	ug/L	1 U	1 U	1 U	68.3	180	115	109	52.3
SW9060	DISSOLVED ORGANIC CARBON	mg/L	14.1	12	15.7	30.7	23.1	25.4	22.3	18.4

TABLE 8A
SUMMARY OF POREWATER CENTRIFUGE VIBRACORE ANALYTICAL RESULTS

		Location	OL-VC-40283	OL-VC-40284	OL-VC-40284	OL-VC-40284	OL-VC-40284	OL-VC-40284	OL-VC-40284	OL-VC-40285
		Sample Depth	10.00-12.00 Ft	0.00-2.00 Ft	2.00-4.00 Ft	4.00-6.00 Ft	6.00-8.00 Ft	8.00-10.00 Ft	10.00-12.00 Ft	0.00-2.00 Ft
		Field Sample ID	OL-1275-12DP	OL-1275-13DP	OL-1275-14DP	OL-1275-15DP	OL-1275-16DP	OL-1275-17DP	OL-1275-18DP	OL-1268-06DP
		Sample Date	6/9/2010	6/9/2010	6/9/2010	6/9/2010	6/9/2010	6/9/2010	6/9/2010	6/8/2010
		SDG	JA48639	JA48639	JA48639	JA48639	JA48639	JA48639	JA48639	JA48494
		Matrix	WATER	WATER	WATER	WATER	WATER	WATER	WATER	WATER
		Sample Purpose	Regular sample	Regular sample	Regular sample	Regular sample	Regular sample	Regular sample	Regular sample	Regular sample
		Sample Type	Pore water	Pore water	Pore water	Pore water	Pore water	Pore water	Pore water	Pore water
Method	Parameter Name	Units								
SM20-4500-HB	pH	S.U.	7.75	8.74	8.45	7.81	8.93	9.38	8.89	7.37
SM4500	SULFIDE	mg/L	0.082 J	0.2 U	0.2 U	0.2	0.2 U	0.2 U	0.2 U	0.2 U
SW7470	MERCURY	ug/L	0.16 J	9	7.8	4.4	0.24	0.18 J	0.31	14.3
SW8260	1,2,3-TRICHLOROBENZENE	ug/L	1 UJ	1 U	1 U	1 U	1 U	1 U	1 U	1 U
SW8260	1,2,4-TRICHLOROBENZENE	ug/L	1 UJ	1 U	1 U	1 U	1 U	1 U	1 U	1 U
SW8260	1,2-DICHLOROBENZENE	ug/L	1 UJ	0.49 J	0.86 J	0.7 J	0.52 J	1 U	1 U	1 U
SW8260	1,3,5-TRICHLOROBENZENE	ug/L	1 UJ	1 U	0.24 J	0.9 J	1.3	0.44 J	1 U	2.9
SW8260	1,3-DICHLOROBENZENE	ug/L	1 UJ	0.42 J	1.5	2.8	2.4	0.46 J	1 U	7.3
SW8260	1,4-DICHLOROBENZENE	ug/L	1 UJ	0.55 J	1.2	1.2	0.61 J	0.28 J	1 U	0.65 J
SW8260	BENZENE	ug/L	0.91 J	2.9	7.1	8.3	6.1	2.6	1.6	1.1
SW8260	CHLOROBENZENE	ug/L	0.56 J	8.5	29.5	36.1	13.7	2.7	0.81 J	1 U
SW8260	ETHYLBENZENE	ug/L	0.44 J	51.1	65	36	14.5	3.4	0.77 J	2.8
SW8260	NAPHTHALENE	ug/L	5 UJ	5 U	1.1 J	1.9 J	5 U	5 U	5 U	5 U
SW8260	O-XYLENE	ug/L	1.7 J	81.7	111	69.1	32.1	8.3	1.4	6
SW8260	TOLUENE	ug/L	1.3 UJ	3.4 U	4.6 U	4.6 U	5.5 U	3.1 U	2.2 U	1.7 U
SW8260	XYLENES, M & P	ug/L	7.7 J	592	729	314	129	37	8.6	21.4
SW8260	XYLENES, TOTAL	ug/L	9.4 J	674	840	384	161	45.3	10	27.4
SW9060	DISSOLVED ORGANIC CARBON	mg/L	13.9	25.2	24.1	24.2	25.5	23.5	24.4	25.5

TABLE 8A
SUMMARY OF POREWATER CENTRIFUGE VIBRACORE ANALYTICAL RESULTS

		Location	OL-VC-40285	OL-VC-40285	OL-VC-40285	OL-VC-40285	OL-VC-40285	OL-VC-40286	OL-VC-40286	OL-VC-40286
		Sample Depth	2.00-4.00 Ft	4.00-6.00 Ft	6.00-8.00 Ft	8.00-10.00 Ft	10.00-12.00 Ft	0.00-2.00 Ft	2.00-4.00 Ft	4.00-6.00 Ft
		Field Sample ID	OL-1268-07DP	OL-1268-08DP	OL-1268-09DP	OL-1268-10DP	OL-1268-11DP	OL-1268-12DP	OL-1268-13DP	OL-1268-14DP
		Sample Date	6/8/2010	6/8/2010	6/8/2010	6/8/2010	6/8/2010	6/8/2010	6/8/2010	6/8/2010
		SDG	JA48494	JA48494	JA48494	JA48494	JA48494	JA48494	JA48494	JA48494
		Matrix	WATER	WATER	WATER	WATER	WATER	WATER	WATER	WATER
		Sample Purpose	Regular sample	Regular sample	Regular sample	Regular sample	Regular sample	Regular sample	Regular sample	Regular sample
		Sample Type	Pore water	Pore water	Pore water	Pore water	Pore water	Pore water	Pore water	Pore water
Method	Parameter Name	Units								
SM20-4500-HB	pH	S.U.	7.29	6.61	6.62	6.67	6.83	6.79	6.63	6.58
SM4500	SULFIDE	mg/L	0.73	0.49	0.33	1.1	0.95	0.2 U	0.37	0.15
SW7470	MERCURY	ug/L	12.4	0.69	1.1	0.082 U	0.082 U	0.082 U	0.082 U	0.082 U
SW8260	1,2,3-TRICHLOROBENZENE	ug/L	1 U	1 U	1 U	1 U	1 U	1 U	1 U	1 U
SW8260	1,2,4-TRICHLOROBENZENE	ug/L	1 U	1 U	1 U	1 U	1 U	1 U	1 U	1 U
SW8260	1,2-DICHLOROBENZENE	ug/L	1 U	1 U	1 U	1 U	1 U	1 U	1 U	1 U
SW8260	1,3,5-TRICHLOROBENZENE	ug/L	1.3	0.63 J	1 U	1 U	1 U	1 U	1 U	1 U
SW8260	1,3-DICHLOROBENZENE	ug/L	2.4	0.64 J	1 U	1 U	1 U	1.5	1 U	1 U
SW8260	1,4-DICHLOROBENZENE	ug/L	1 U	1 U	1 U	1 U	1 U	0.36 J	1 U	1 U
SW8260	BENZENE	ug/L	1.2	0.74 J	0.46 J	0.36 J	1 U	0.74 J	1 U	1 U
SW8260	CHLOROBENZENE	ug/L	1 U	1 U	1 U	1 U	1 U	1 U	1 U	1 U
SW8260	ETHYLBENZENE	ug/L	1.2	0.29 J	1 U	1 U	1 U	1 U	1 U	1 U
SW8260	NAPHTHALENE	ug/L	5 U	5 U	5 U	5 U	5 U	5 U	5 U	5 U
SW8260	O-XYLENE	ug/L	2.5	0.53 J	1 U	1 U	1 U	1 U	1 U	1 U
SW8260	TOLUENE	ug/L	1.3 U	1 U	1 U	1.5 U	1 U	1 U	1 U	1 U
SW8260	XYLENES, M & P	ug/L	7	1.5	0.44 J	1 U	1 U	0.5 J	1 U	1 U
SW8260	XYLENES, TOTAL	ug/L	9.5	2	0.44 J	1 U	1 U	0.7 J	1 U	1 U
SW9060	DISSOLVED ORGANIC CARBON	mg/L	27.8	19.5	17.6	19	16.9	17.7	17.4	19.3

TABLE 8A
SUMMARY OF POREWATER CENTRIFUGE VIBRACORE ANALYTICAL RESULTS

		Location	OL-VC-40286	OL-VC-40286	OL-VC-40286	OL-VC-40308	OL-VC-40308	OL-VC-40308	OL-VC-40308	OL-VC-40308
		Sample Depth	6.00-8.00 Ft	8.00-10.00 Ft	10.00-12.00 Ft	0.00-2.00 Ft	2.00-4.00 Ft	4.00-6.00 Ft	6.00-8.00 Ft	8.00-10.00 Ft
		Field Sample ID	OL-1268-15DP	OL-1268-16DP	OL-1268-17DP	OL-1201-06DP	OL-1201-07DP	OL-1201-08DP	OL-1201-09DP	OL-1201-10DP
		Sample Date	6/8/2010	6/8/2010	6/8/2010	5/21/2010	5/21/2010	5/21/2010	5/21/2010	5/21/2010
		SDG	JA48494	JA48494	JA48494	JA47131	JA47131	JA47131	JA47131	JA47131
		Matrix	WATER	WATER	WATER	WATER	WATER	WATER	WATER	WATER
		Sample Purpose	Regular sample	Regular sample	Regular sample	Regular sample	Regular sample	Regular sample	Regular sample	Regular sample
		Sample Type	Pore water	Pore water	Pore water	Pore water	Pore water	Pore water	Pore water	Pore water
Method	Parameter Name	Units								
SM20-4500-HB	pH	S.U.	6.88	6.92	7.29	7.72	7.78	7.7	7.64	7.31
SM4500	SULFIDE	mg/L	0.88	0.59	0.29	0.14 J	0.2 U	0.2 U	0.2 U	0.2 U
SW7470	MERCURY	ug/L	0.082 U	0.082 J	0.082 U	0.18 J	1	0.71	0.11 J	0.082 U
SW8260	1,2,3-TRICHLOROBENZENE	ug/L	1 U	1 U	1 U	1 U	1 U	1 U	1 U	1 U
SW8260	1,2,4-TRICHLOROBENZENE	ug/L	1 U	1 U	1 U	1 U	1 U	1 U	1 U	1 U
SW8260	1,2-DICHLOROBENZENE	ug/L	1 U	1 U	1 U	1 U	0.26 J	1 U	1 U	1 U
SW8260	1,3,5-TRICHLOROBENZENE	ug/L	1 U	1 U	1 U	1 U	1 U	1 U	1 U	1 U
SW8260	1,3-DICHLOROBENZENE	ug/L	1 U	1 U	1 U	0.5 J	0.67 J	0.58 J	0.26 J	1 U
SW8260	1,4-DICHLOROBENZENE	ug/L	1 U	1 U	1 U	0.33 J	0.42 J	1 U	1 U	1 U
SW8260	BENZENE	ug/L	1 U	1 U	1 U	0.47 J	1.9	1.2	0.62 J	1 U
SW8260	CHLOROBENZENE	ug/L	1 U	1 U	1 U	0.84 J	1.3	0.56 J	0.53 J	1 U
SW8260	ETHYLBENZENE	ug/L	1 U	1 U	1 U	1 U	1 U	1 U	1 U	1 U
SW8260	NAPHTHALENE	ug/L	5 U	5 U	5 U	5 U	5 U	5 U	5 U	5 U
SW8260	O-XYLENE	ug/L	1 U	1 U	1 U	1 U	0.36 J	1 U	1 U	1 U
SW8260	TOLUENE	ug/L	1 U	1 U	1 U	0.59 J	0.52 J	0.4 J	1 U	1 U
SW8260	XYLENES, M & P	ug/L	1 U	1 U	1 U	0.47 J	1.1	0.51 J	1 U	1 U
SW8260	XYLENES, TOTAL	ug/L	1 U	1 U	1 U	0.47 J	1.4	0.51 J	1 U	1 U
SW9060	DISSOLVED ORGANIC CARBON	mg/L	19.7	22.1	32.9	30.4	40.2	35.8	25.9	31

TABLE 8A
SUMMARY OF POREWATER CENTRIFUGE VIBRACORE ANALYTICAL RESULTS

		Location	OL-VC-40309	OL-VC-40309	OL-VC-40309	OL-VC-40309	OL-VC-40309	OL-VC-40310	OL-VC-40310	OL-VC-40310
		Sample Depth	0.00-2.00 Ft	2.00-4.00 Ft	4.00-6.00 Ft	6.00-8.00 Ft	8.00-10.00 Ft	0.00-2.00 Ft	2.00-4.00 Ft	4.00-6.00 Ft
		Field Sample ID	OL-1079-11DP	OL-1079-12DP	OL-1079-13DP	OL-1079-14DP	OL-1079-15DP	OL-1202-11DP	OL-1202-12DP	OL-1202-13DP
		Sample Date	5/21/2010	5/21/2010	5/21/2010	5/21/2010	5/21/2010	5/24/2010	5/24/2010	5/24/2010
		SDG	JA46884	JA46884	JA46884	JA46884	JA46884	JA47081	JA47081	JA47081
		Matrix	WATER	WATER	WATER	WATER	WATER	WATER	WATER	WATER
		Sample Purpose	Regular sample	Regular sample	Regular sample	Regular sample	Regular sample	Regular sample	Regular sample	Regular sample
		Sample Type	Pore water	Pore water	Pore water	Pore water	Pore water	Pore water	Pore water	Pore water
Method	Parameter Name	Units								
SM20-4500-HB	pH	S.U.	8.5	9.39	9.1	8.72	8.05	6.88	6.24	6.43
SM4500	SULFIDE	mg/L	0.14 J	0.076 J	0.2 UJ	0.24 J	0.2 UJ	0.2 UJ	0.46 J	0.84 J
SW7470	MERCURY	ug/L	0.25	3.8	1.1	0.41	0.85	0.082 U	0.082 U	0.082 U
SW8260	1,2,3-TRICHLOROBENZENE	ug/L	1 U	2.5 UJ	1 U	1 U	1 U	1 U	1 U	1 U
SW8260	1,2,4-TRICHLOROBENZENE	ug/L	1 U	2.5 UJ	1 U	1 U	1 U	1 U	1 U	1 U
SW8260	1,2-DICHLOROBENZENE	ug/L	3.1	7.7 J	1.9	0.75 J	1 U	1 U	1 U	1 U
SW8260	1,3,5-TRICHLOROBENZENE	ug/L	1 U	2.4 J	1.4	0.93 J	0.35 J	1 U	1 U	1 U
SW8260	1,3-DICHLOROBENZENE	ug/L	1.2	3.7 J	2.3	0.95 J	0.5 J	1 U	1 U	1 U
SW8260	1,4-DICHLOROBENZENE	ug/L	2.1	2.4 J	0.86 J	0.42 J	0.53 J	1 U	1 U	1 U
SW8260	BENZENE	ug/L	4.1	9.8 J	12.4	9.8	4.1	1 U	0.8 J	0.33 J
SW8260	CHLOROBENZENE	ug/L	11.4	7.7 J	2.7	0.86 J	1 U	1 U	1 U	1 U
SW8260	ETHYLBENZENE	ug/L	21.5	79.8 J	52.3	15.4	1.8	1 U	1 U	1 U
SW8260	NAPHTHALENE	ug/L	5 U	13 UJ	5 U	5 U	5 U	5 U	5 U	5 U
SW8260	O-XYLENE	ug/L	35.2	142 J	93.8	35	4.7	1 U	1 U	1 U
SW8260	TOLUENE	ug/L	2	9.5 J	8.4	4	1	1 U	0.39 J	1 U
SW8260	XYLENES, M & P	ug/L	200	684 J	367	137	19.5	1 U	1 U	1 U
SW8260	XYLENES, TOTAL	ug/L	235	827 J	446	172	24.2	1 U	1 U	1 U
SW9060	DISSOLVED ORGANIC CARBON	mg/L	34.1	211	211	77.8	17	8.1	20.3	14.8

TABLE 8A
SUMMARY OF POREWATER CENTRIFUGE VIBRACORE ANALYTICAL RESULTS

		Location	OL-VC-40310	OL-VC-40311	OL-VC-40311	OL-VC-40311	OL-VC-40311	OL-VC-40311	OL-VC-40312	OL-VC-40312
		Sample Depth	6.00-8.00 Ft	0.00-2.00 Ft	2.00-4.00 Ft	4.00-6.00 Ft	6.00-8.00 Ft	8.00-10.00 Ft	0.00-2.00 Ft	2.00-4.00 Ft
		Field Sample ID	OL-1202-14DP	OL-1203-01DP	OL-1203-02DP	OL-1203-03DP	OL-1203-04DP	OL-1203-05DP	OL-1203-06DP	OL-1203-07DP
		Sample Date	5/24/2010	5/24/2010	5/24/2010	5/24/2010	5/24/2010	5/24/2010	5/24/2010	5/24/2010
		SDG	JA47081	JA47315	JA47315	JA47315	JA47315	JA47315	JA47315	JA47315
		Matrix	WATER	WATER	WATER	WATER	WATER	WATER	WATER	WATER
		Sample Purpose	Regular sample	Regular sample	Regular sample	Regular sample	Regular sample	Regular sample	Regular sample	Regular sample
		Sample Type	Pore water	Pore water	Pore water	Pore water	Pore water	Pore water	Pore water	Pore water
Method	Parameter Name	Units								
SM20-4500-HB	pH	S.U.	6.38	6.42	6.27	6.48	6.53	6.65	6.25	6.22
SM4500	SULFIDE	mg/L	0.3 J	0.2 UJ	0.2 UJ	0.2 UJ	0.2 UJ	0.2 UJ	0.2 UJ	0.2 UJ
SW7470	MERCURY	ug/L	0.082 U	0.082 U	0.082 U	0.082 U	0.082 U	0.082 U	0.082 U	0.082 U
SW8260	1,2,3-TRICHLOROBENZENE	ug/L	1 UJ	1 U	1 U	1 U	1 U	1 U	1 U	1 U
SW8260	1,2,4-TRICHLOROBENZENE	ug/L	1 UJ	1 U	1 U	1 U	1 U	1 U	1 U	1 U
SW8260	1,2-DICHLOROBENZENE	ug/L	1 UJ	1 U	1 U	1 U	1 U	1 U	1 U	1 U
SW8260	1,3,5-TRICHLOROBENZENE	ug/L	1 UJ	1 U	1 U	1 U	1 U	1 U	1 U	1 U
SW8260	1,3-DICHLOROBENZENE	ug/L	1 UJ	1 U	1 U	1 U	1 U	1 U	1 U	1 U
SW8260	1,4-DICHLOROBENZENE	ug/L	1 UJ	1 U	1 U	1 U	1 U	1 U	1 U	1 U
SW8260	BENZENE	ug/L	1 UJ	10.3	11.9	10.3	10.4	10.3	27.2	39.1
SW8260	CHLOROBENZENE	ug/L	1 UJ	1 U	1 U	1 U	1 U	1 U	1 U	1 U
SW8260	ETHYLBENZENE	ug/L	1 UJ	1 U	1 U	1 U	1 U	1 U	1 U	1 U
SW8260	NAPHTHALENE	ug/L	5 UJ	5 U	5 U	5 U	5 U	5 U	5 U	5 U
SW8260	O-XYLENE	ug/L	1 UJ	1 U	1 U	1 U	1 U	1 U	1 U	1 U
SW8260	TOLUENE	ug/L	0.37 J	1 U	0.32 J	1 U	1 U	0.39 J	0.33 J	0.35 J
SW8260	XYLENES, M & P	ug/L	1 UJ	1 U	1 U	1 U	1 U	1 U	1 U	1 U
SW8260	XYLENES, TOTAL	ug/L	1 UJ	1 U	1 U	1 U	1 U	1 U	1 U	1 U
SW9060	DISSOLVED ORGANIC CARBON	mg/L	16.5	49	53.8	54.5	56.9	53.2	64.1	61

TABLE 8A
SUMMARY OF POREWATER CENTRIFUGE VIBRACORE ANALYTICAL RESULTS

		Location	OL-VC-40312	OL-VC-40312	OL-VC-40312
		Sample Depth	4.00-6.00 Ft	6.00-8.00 Ft	8.00-10.00 Ft
		Field Sample ID	OL-1203-08DP	OL-1203-09DP	OL-1203-10DP
		Sample Date	5/24/2010	5/24/2010	5/24/2010
		SDG	JA47315	JA47315	JA47315
		Matrix	WATER	WATER	WATER
		Sample Purpose	Regular sample	Regular sample	Regular sample
		Sample Type	Pore water	Pore water	Pore water
Method	Parameter Name	Units			
SM20-4500-HB	pH	S.U.	6.19	6.26	6.26
SM4500	SULFIDE	mg/L	0.2 UJ	0.2 UJ	0.2 UJ
SW7470	MERCURY	ug/L	0.082 U	0.082 U	0.082 U
SW8260	1,2,3-TRICHLOROBENZENE	ug/L	1 U	1 U	1 U
SW8260	1,2,4-TRICHLOROBENZENE	ug/L	1 U	1 U	1 U
SW8260	1,2-DICHLOROBENZENE	ug/L	1 U	1 U	1 U
SW8260	1,3,5-TRICHLOROBENZENE	ug/L	1 U	1 U	1 U
SW8260	1,3-DICHLOROBENZENE	ug/L	1 U	1 U	1 U
SW8260	1,4-DICHLOROBENZENE	ug/L	1 U	1 U	1 U
SW8260	BENZENE	ug/L	9.5	0.92 J	0.69 J
SW8260	CHLOROBENZENE	ug/L	1 U	1 U	1 U
SW8260	ETHYLBENZENE	ug/L	1 U	1 U	1 U
SW8260	NAPHTHALENE	ug/L	5 U	5 U	5 U
SW8260	O-XYLENE	ug/L	1 U	1 U	1 U
SW8260	TOLUENE	ug/L	0.45 J	1 U	1 U
SW8260	XYLENES, M & P	ug/L	1 U	1 U	1 U
SW8260	XYLENES, TOTAL	ug/L	1 U	1 U	1 U
SW9060	DISSOLVED ORGANIC CARBON	mg/L	32.7	19.2	22.7

TABLE 8A
SUMMARY OF POREWATER CENTRIFUGE VIBRACORE ANALYTICAL RESULTS

		Location	OL-VC-60312	OL-VC-60312	OL-VC-60312	OL-VC-60313	OL-VC-60313	OL-VC-60313	OL-VC-60313	OL-VC-60313
		Sample Depth	0.00-2.00 Ft	6.00-8.00 Ft	8.00-10.00 Ft	0.00-2.00 Ft	2.00-4.00 Ft	4.00-6.00 Ft	6.00-8.00 Ft	8.00-10.00 Ft
		Field Sample ID	OL-1251-01DP	OL-1251-04DP	OL-1251-05DP	OL-1251-06DP	OL-1251-07DP	OL-1251-08DP	OL-1251-09DP	OL-1251-10DP
		Sample Date	6/4/2010	6/4/2010	6/4/2010	6/4/2010	6/4/2010	6/4/2010	6/4/2010	6/4/2010
		SDG	JA48331	JA48331	JA48331	JA48331	JA48331	JA48331	JA48331	JA48331
		Matrix	WATER	WATER	WATER	WATER	WATER	WATER	WATER	WATER
		Sample Purpose	Regular sample	Regular sample	Regular sample	Regular sample	Regular sample	Regular sample	Regular sample	Regular sample
		Sample Type	Pore water	Pore water	Pore water	Pore water	Pore water	Pore water	Pore water	Pore water
Method	Parameter Name	Units								
SM20-4500-HB	pH	S.U.	7.39	7.23	6.96	7.54	7.21	6.77	7.01	6.75
SM4500	SULFIDE	mg/L	0.2 U	2.9	2.7		3.8	2.4	3.4	1.9
SW7470	MERCURY	ug/L	0.082 U	0.082 U	0.082 U	0.082 U	0.082 U	0.082 U	0.082 U	0.082 U
SW8260	1,2,3-TRICHLOROBENZENE	ug/L	1 U		1 U	1 U		1 U	1 U	1 U
SW8260	1,2,4-TRICHLOROBENZENE	ug/L	1 U		1 U	1 U		1 U	1 U	1 U
SW8260	1,2-DICHLOROBENZENE	ug/L	1 U		1 U	1 U		1 U	1 U	1 U
SW8260	1,3,5-TRICHLOROBENZENE	ug/L	1 U		1 U	1 U		1 U	1 U	1 U
SW8260	1,3-DICHLOROBENZENE	ug/L	1 U		1 U	1 U		1 U	1 U	1 U
SW8260	1,4-DICHLOROBENZENE	ug/L	1 U		1 U	1 U		1 U	1 U	1 U
SW8260	BENZENE	ug/L	0.48 J		1 U	0.74 J		1 U	1 U	1 U
SW8260	CHLOROBENZENE	ug/L	1 U		1 U	1 U		1 U	1 U	1 U
SW8260	ETHYLBENZENE	ug/L	2.7		1 U	5		1 U	1 U	1 U
SW8260	NAPHTHALENE	ug/L	104		5 U	87.8		5 U	5 U	5 U
SW8260	O-XYLENE	ug/L	5.1		1 U	2.9		1 U	1 U	1 U
SW8260	TOLUENE	ug/L	1.2		0.5 J	3		0.65 J	0.63 J	0.7 J
SW8260	XYLENES, M & P	ug/L	2.1		1 U	3.5		1 U	1 U	1 U
SW8260	XYLENES, TOTAL	ug/L	7.2		1 U	6.5		1 U	1 U	1 U
SW9060	DISSOLVED ORGANIC CARBON	mg/L	23.2	35.1	39.6	22.4	20.7	20	25.9	31.1

TABLE 8A
SUMMARY OF POREWATER CENTRIFUGE VIBRACORE ANALYTICAL RESULTS

		Location	OL-VC-60314	OL-VC-60314	OL-VC-60314	OL-VC-60314	OL-VC-60314	OL-VC-60314	OL-VC-60315	OL-VC-60315
		Sample Depth	0.00-2.00 Ft	0.00-2.00 Ft	2.00-4.00 Ft	4.00-6.00 Ft	6.00-8.00 Ft	8.00-10.00 Ft	2.00-4.00 Ft	4.00-6.00 Ft
		Field Sample ID	OL-1268-18DP	OL-1070-16DP	OL-1070-17DP	OL-1070-18DP	OL-1070-19DP	OL-1070-20DP	OL-1077-02DP	OL-1077-03DP
		Sample Date	6/8/2010	5/12/2010	5/12/2010	5/12/2010	5/12/2010	5/12/2010	5/20/2010	5/20/2010
		SDG	JA48494	JA46550	JA46550	JA46550	JA46550	JA46550	JA46717	JA46717
		Matrix	WATER	WATER	WATER	WATER	WATER	WATER	WATER	WATER
		Sample Purpose	Regular sample	Regular sample	Regular sample	Regular sample	Regular sample	Regular sample	Regular sample	Regular sample
		Sample Type	Pore water	Pore water	Pore water	Pore water	Pore water	Pore water	Pore water	Pore water
Method	Parameter Name	Units								
SM20-4500-HB	pH	S.U.	7.29	7.33	7.14	7.1	6.9	6.92	7.25	7.29
SM4500	SULFIDE	mg/L			0.13 J	0.2 U	0.2 U	0.2 U	0.2 U	0.2 U
SW7470	MERCURY	ug/L	0.082 U	0.082 U	0.15 J	0.082 U	0.082 U	0.082 U	0.082 U	0.33 U
SW8260	1,2,3-TRICHLOROBENZENE	ug/L	1 U	1 U	1 U	1 U	1 U	1 U	1 U	1 U
SW8260	1,2,4-TRICHLOROBENZENE	ug/L	1 U	1 U	1 U	1 U	1 U	1 U	1 U	1 U
SW8260	1,2-DICHLOROBENZENE	ug/L	1 U	1 U	1 U	1 U	1 U	1 U	1 U	1 U
SW8260	1,3,5-TRICHLOROBENZENE	ug/L	1 U	1 U	1 U	1 U	1 U	1 U	1 U	1 U
SW8260	1,3-DICHLOROBENZENE	ug/L	1 U	1 U	1 U	1 U	1 U	1 U	1 U	1 U
SW8260	1,4-DICHLOROBENZENE	ug/L	1 U	1 U	1 U	1 U	1 U	1 U	1 U	1 U
SW8260	BENZENE	ug/L	1 U	1 U	1 U	1 U	1 U	1 U	1 U	1 U
SW8260	CHLOROBENZENE	ug/L	1 U	1 U	1 U	1 U	1 U	1 U	1 U	1 U
SW8260	ETHYLBENZENE	ug/L	1 U	1 U	1 U	1 U	1 U	1 U	1 U	1 U
SW8260	NAPHTHALENE	ug/L	5 U	5 U	5 U	5 U	5 U	5 U	5 U	5 U
SW8260	O-XYLENE	ug/L	1 U	1 U	1 U	1 U	1 U	1 U	1 U	1 U
SW8260	TOLUENE	ug/L	1 U	1 U	1 U	0.34 J	1 U	1 U	1 U	1 U
SW8260	XYLENES, M & P	ug/L	1 U	1 U	1 U	1 U	1 U	1 U	1 U	1 U
SW8260	XYLENES, TOTAL	ug/L	1 U	1 U	1 U	1 U	1 U	1 U	1 U	1 U
SW9060	DISSOLVED ORGANIC CARBON	mg/L	25.1	37.9	47.4	58.1	56.6	15.4	35.2	38.8

TABLE 8A
SUMMARY OF POREWATER CENTRIFUGE VIBRACORE ANALYTICAL RESULTS

		Location	OL-VC-60315	OL-VC-60315	OL-VC-60316	OL-VC-60316	OL-VC-60316	OL-VC-60316	OL-VC-60316	OL-VC-60317
		Sample Depth	6.00-8.00 Ft	8.00-9.40 Ft	0.00-2.00 Ft	2.00-4.00 Ft	4.00-6.00 Ft	6.00-8.00 Ft	8.00-10.00 Ft	0.00-2.00 Ft
		Field Sample ID	OL-1077-04DP	OL-1077-05DP	OL-1073-16DP	OL-1073-17DP	OL-1073-18DP	OL-1073-19DP	OL-1073-20DP	OL-1070-06DP
		Sample Date	5/20/2010	5/20/2010	5/18/2010	5/18/2010	5/18/2010	5/18/2010	5/18/2010	5/12/2010
		SDG	JA46717	JA46717	JA46716	JA46716	JA46716	JA46716	JA46716	JA46550
		Matrix	WATER	WATER	WATER	WATER	WATER	WATER	WATER	WATER
		Sample Purpose	Regular sample	Regular sample	Regular sample	Regular sample	Regular sample	Regular sample	Regular sample	Regular sample
		Sample Type	Pore water	Pore water	Pore water	Pore water	Pore water	Pore water	Pore water	Pore water
Method	Parameter Name	Units								
SM20-4500-HB	pH	S.U.	7	7.17	7.19	7.19	6.9	7.05	6.88	7.16
SM4500	SULFIDE	mg/L	0.2 U	0.2 U		3	0.2 U	0.2 U	0.2 U	0.2 U
SW7470	MERCURY	ug/L	0.082 U	0.082 U	0.082 U	0.082 U	0.082 U	0.082 U	0.082 U	9.9
SW8260	1,2,3-TRICHLOROBENZENE	ug/L	1 U	1 U	1 U	1 U	1 U	1 U	1 U	1 U
SW8260	1,2,4-TRICHLOROBENZENE	ug/L	1 U	1 U	1 U	1 U	1 U	1 U	1 U	2.6
SW8260	1,2-DICHLOROBENZENE	ug/L	1 U	1 U	1 U	1 U	1 U	1 U	1 U	8.5
SW8260	1,3,5-TRICHLOROBENZENE	ug/L	1 U	1 U	1 U	1 U	1 U	1 U	1 U	2.6
SW8260	1,3-DICHLOROBENZENE	ug/L	1 U	1 U	1 U	1 U	1 U	1 U	1 U	3.8
SW8260	1,4-DICHLOROBENZENE	ug/L	1 U	1 U	1 U	1 U	1 U	1 U	1 U	25.1
SW8260	BENZENE	ug/L	1 U	1 U	0.65 J	0.31 J	1 U	1 U	1 U	15.7
SW8260	CHLOROBENZENE	ug/L	1 U	1 U	1 U	1 U	1 U	1 U	1 U	51.7
SW8260	ETHYLBENZENE	ug/L	1 U	1 U	11.4	1.6	1 U	1 U	1 U	0.3 J
SW8260	NAPHTHALENE	ug/L	5 U	5 U	180	10.1	2 J	1.4 J	1.5 J	1.9 J
SW8260	O-XYLENE	ug/L	1 U	1 U	9.9	2.1	1 U	1 U	1 U	7
SW8260	TOLUENE	ug/L	0.36 J	1 U	0.74 J	0.37 J	0.33 J	0.34 J	1 U	1.3
SW8260	XYLENES, M & P	ug/L	1 U	1 U	3.4	0.42 J	1 U	1 U	1 U	9.6
SW8260	XYLENES, TOTAL	ug/L	1 U	1 U	13.3	2.5	1 U	1 U	1 U	16.6
SW9060	DISSOLVED ORGANIC CARBON	mg/L	48.5	54.9	29.4	25.2	34.3	45.7	48	66.7

TABLE 8A
SUMMARY OF POREWATER CENTRIFUGE VIBRACORE ANALYTICAL RESULTS

		Location	OL-VC-60317	OL-VC-60317	OL-VC-60317	OL-VC-60317	OL-VC-60318	OL-VC-60318	OL-VC-60318	OL-VC-60318
		Sample Depth	2.00-4.00 Ft	4.00-6.00 Ft	6.00-8.00 Ft	8.00-10.00 Ft	0.00-2.00 Ft	2.00-4.00 Ft	4.00-6.00 Ft	6.00-8.00 Ft
		Field Sample ID	OL-1070-07DP	OL-1070-08DP	OL-1070-09DP	OL-1070-10DP	OL-1070-11DP	OL-1070-12DP	OL-1070-13DP	OL-1070-14DP
		Sample Date	5/12/2010	5/12/2010	5/12/2010	5/12/2010	5/12/2010	5/12/2010	5/12/2010	5/12/2010
		SDG	JA46550	JA46550	JA46550	JA46550	JA46550	JA46550	JA46550	JA46550
		Matrix	WATER	WATER	WATER	WATER	WATER	WATER	WATER	WATER
		Sample Purpose	Regular sample	Regular sample	Regular sample	Regular sample	Regular sample	Regular sample	Regular sample	Regular sample
		Sample Type	Pore water	Pore water	Pore water	Pore water	Pore water	Pore water	Pore water	Pore water
Method	Parameter Name	Units								
SM20-4500-HB	pH	S.U.	7.11	7.13	7.3	7.05	7.11	7.23	7.04	7.14
SM4500	SULFIDE	mg/L	0.2 U	0.2 U	0.2 U	0.2 U	0.2 U	0.2 U	0.2 U	0.2 U
SW7470	MERCURY	ug/L	0.27	0.99	0.082 U	0.082 U	1.6	2.4	0.17 J	0.082 U
SW8260	1,2,3-TRICHLOROBENZENE	ug/L	1 U	1 U	1 U	1 U	1 U	0.53 J	1 U	1 U
SW8260	1,2,4-TRICHLOROBENZENE	ug/L	1 U	1 U	1 U	1 U	1 U	1.1	1 U	1 U
SW8260	1,2-DICHLOROBENZENE	ug/L	0.36 J	1 U	1 U	1 U	1.1	4	1 U	1 U
SW8260	1,3,5-TRICHLOROBENZENE	ug/L	1 U	1 U	1 U	1 U	0.42 J	2.3	1 U	1 U
SW8260	1,3-DICHLOROBENZENE	ug/L	1 U	1 U	1 U	1 U	0.84 J	1.3	1 U	1 U
SW8260	1,4-DICHLOROBENZENE	ug/L	0.57 J	0.31 J	1 U	1 U	2	5.5	1 U	1 U
SW8260	BENZENE	ug/L	3.2	2.8	3.5	4.7	9.9	32.2	13.2	5.1
SW8260	CHLOROBENZENE	ug/L	1.2	0.69 J	1 U	1 U	15.8	65	1 U	1 U
SW8260	ETHYLBENZENE	ug/L	1 U	1.2	4.1	5.8	1 U	0.3	17.4	4.2
SW8260	NAPHTHALENE	ug/L	5.1	145	177	190	45.9	4.2 J	1350	193
SW8260	O-XYLENE	ug/L	4.2	4.5	4.7	5.8	4.2	5.4	15.7	5
SW8260	TOLUENE	ug/L	0.4 J	0.97 J	2.5	3.2	0.78 J	1.8	6.4	2.3
SW8260	XYLENES, M & P	ug/L	1	1.4	4.9	7.7	1.7	2.3	7.4	4.8
SW8260	XYLENES, TOTAL	ug/L	5.2	5.9	9.6	13.5	5.9	7.7	23.1	9.8
SW9060	DISSOLVED ORGANIC CARBON	mg/L	59.5	76.4	94.7	108	61.1	73.9	79.3	111

TABLE 8A
SUMMARY OF POREWATER CENTRIFUGE VIBRACORE ANALYTICAL RESULTS

		Location	OL-VC-60318	OL-VC-60319	OL-VC-60319	OL-VC-60319	OL-VC-60319	OL-VC-60319	OL-VC-60319	OL-VC-60320
		Sample Depth	8.00-10.00 Ft	0.00-2.00 Ft	0.00-2.00 Ft	2.00-4.00 Ft	4.00-6.00 Ft	6.00-8.00 Ft	8.00-10.00 Ft	0.00-2.00 Ft
		Field Sample ID	OL-1070-15DP	OL-1268-19DP	OL-1071-16DP	OL-1071-17DP	OL-1071-18DP	OL-1071-19DP	OL-1071-20DP	OL-1072-01DP
		Sample Date	5/12/2010	6/8/2010	5/13/2010	5/13/2010	5/13/2010	5/13/2010	5/13/2010	5/13/2010
		SDG	JA46550	JA48494	JA46551	JA46551	JA46551	JA46551	JA46551	JA46549
		Matrix	WATER	WATER	WATER	WATER	WATER	WATER	WATER	WATER
		Sample Purpose	Regular sample	Regular sample	Regular sample	Regular sample	Regular sample	Regular sample	Regular sample	Regular sample
		Sample Type	Pore water	Pore water	Pore water	Pore water	Pore water	Pore water	Pore water	Pore water
Method	Parameter Name	Units								
SM20-4500-HB	pH	S.U.	7.07	6.89	7.27	6.97	6.98	6.91	6.9	7.5
SM4500	SULFIDE	mg/L	0.2 U							
SW7470	MERCURY	ug/L	0.082 U	0.66 U	7.5	0.082 U	0.082 U	0.082 U	0.2	0.64
SW8260	1,2,3-TRICHLOROBENZENE	ug/L	1 U	1 U		1 U	1 U	1 U	1 U	1 U
SW8260	1,2,4-TRICHLOROBENZENE	ug/L	1 U	1 U		1 U	1 U	1 U	1 U	1 U
SW8260	1,2-DICHLOROBENZENE	ug/L	1 U	1 U		1 U	1 U	1 U	1 U	0.72 J
SW8260	1,3,5-TRICHLOROBENZENE	ug/L	1 U	1 U		1 U	1 U	1 U	1 U	1 U
SW8260	1,3-DICHLOROBENZENE	ug/L	1 U	1 U		1 U	1 U	1 U	1 U	1 U
SW8260	1,4-DICHLOROBENZENE	ug/L	1 U	1 U		1 U	1 U	1 U	1 U	0.7 J
SW8260	BENZENE	ug/L	5.4	1 U		1 U	1 U	1 U	1 U	1
SW8260	CHLOROBENZENE	ug/L	1 U	1 U		1 U	1 U	1 U	1 U	0.81 J
SW8260	ETHYLBENZENE	ug/L	4.3	1 U		1 U	1 U	1 U	1 U	0.35 J
SW8260	NAPHTHALENE	ug/L	564	2.8 J		5 U	5 U	5 U	5 U	3.6 J
SW8260	O-XYLENE	ug/L	4.1	0.33 J		1 U	1 U	1 U	1 U	2.7
SW8260	TOLUENE	ug/L	2.4	1 U		1 U	1 U	1 U	1 U	0.36 J
SW8260	XYLENES, M & P	ug/L	3.4	1 U		1 U	1 U	1 U	1 U	1.7
SW8260	XYLENES, TOTAL	ug/L	7.5	0.33 J		1 U	1 U	1 U	1 U	4.4
SW9060	DISSOLVED ORGANIC CARBON	mg/L	70.4		36.4	29.5	35.5	41.9	50.8	25.1

TABLE 8A
SUMMARY OF POREWATER CENTRIFUGE VIBRACORE ANALYTICAL RESULTS

		Location	OL-VC-60320	OL-VC-60320	OL-VC-60320	OL-VC-60320	OL-VC-60321	OL-VC-60321	OL-VC-60321	OL-VC-60321
		Sample Depth	2.00-4.00 Ft	4.00-6.00 Ft	6.00-8.00 Ft	8.00-10.00 Ft	0.00-2.00 Ft	2.00-4.00 Ft	4.00-6.00 Ft	6.00-8.00 Ft
		Field Sample ID	OL-1072-02DP	OL-1072-03DP	OL-1072-04DP	OL-1072-05DP	OL-1071-01DP	OL-1071-02DP	OL-1071-03DP	OL-1071-04DP
		Sample Date	5/13/2010	5/13/2010	5/13/2010	5/13/2010	5/12/2010	5/12/2010	5/12/2010	5/12/2010
		SDG	JA46549	JA46549	JA46549	JA46549	JA46551	JA46551	JA46551	JA46551
		Matrix	WATER	WATER	WATER	WATER	WATER	WATER	WATER	WATER
		Sample Purpose	Regular sample	Regular sample	Regular sample	Regular sample	Regular sample	Regular sample	Regular sample	Regular sample
		Sample Type	Pore water	Pore water	Pore water	Pore water	Pore water	Pore water	Pore water	Pore water
Method	Parameter Name	Units								
SM20-4500-HB	pH	S.U.	7.22	7.04	7.11	7.17	7.21	7.16	7.07	7.08
SM4500	SULFIDE	mg/L					0.2 U	0.2 U	0.2 U	0.2 U
SW7470	MERCURY	ug/L	0.082 U	0.082 U	0.087 J	0.16 J	1.1	0.082 U	0.41	0.082 U
SW8260	1,2,3-TRICHLOROBENZENE	ug/L	1 U	1 U	1 U	1 U	1 U	1 U	1 U	1 U
SW8260	1,2,4-TRICHLOROBENZENE	ug/L	1 U	1 U	1 U	1 U	1 U	1 U	1 U	1 U
SW8260	1,2-DICHLOROBENZENE	ug/L	0.27 J	1 U	1 U	1 U	1.1	0.46 J	1 U	1 U
SW8260	1,3,5-TRICHLOROBENZENE	ug/L	1 U	1 U	1 U	1 U	0.34 J	1 U	1 U	1 U
SW8260	1,3-DICHLOROBENZENE	ug/L	1 U	1 U	1 U	1 U	1.2	0.29 J	1 U	1 U
SW8260	1,4-DICHLOROBENZENE	ug/L	0.35 J	1 U	1 U	1 U	3.4	0.53 J	1 U	1 U
SW8260	BENZENE	ug/L	2.6	2.5	0.31 J	1 U	5.1	6.6	6.6	5.9
SW8260	CHLOROBENZENE	ug/L	1 U	1 U	1 U	1 U	17.6	2.8	0.43 J	1 U
SW8260	ETHYLBENZENE	ug/L	26.8	2.3	2.9	1.3	0.74 J	3.7	14.9	8.7
SW8260	NAPHTHALENE	ug/L	641	54.1	66.3	28.8	2.9 J	116	256	299
SW8260	O-XYLENE	ug/L	27.9	9.4	3.9	1.1	1.1	8.9	11.7	8.6
SW8260	TOLUENE	ug/L	2.5	0.93 J	0.39 J	1 U	0.99 J	2.3	2.9	2.6
SW8260	XYLENES, M & P	ug/L	15.4	6.3	1.7	0.49 J	3.4	4.7	5.6	10
SW8260	XYLENES, TOTAL	ug/L	43.3	15.7	5.5	1.6	4.5	13.6	17.3	18.6
SW9060	DISSOLVED ORGANIC CARBON	mg/L	50.4	45.4	34	40.2	60.1	51.5	47.9	73.2

TABLE 8A
SUMMARY OF POREWATER CENTRIFUGE VIBRACORE ANALYTICAL RESULTS

		Location	OL-VC-60321	OL-VC-60322	OL-VC-60322	OL-VC-60322	OL-VC-60322	OL-VC-60322	OL-VC-60323	OL-VC-60323
		Sample Depth	8.00-10.00 Ft	0.00-2.00 Ft	2.00-4.00 Ft	4.00-6.00 Ft	6.00-8.00 Ft	8.00-10.00 Ft	0.00-2.00 Ft	2.00-4.00 Ft
		Field Sample ID	OL-1071-05DP	OL-1071-06DP	OL-1071-07DP	OL-1071-08DP	OL-1071-09DP	OL-1071-10DP	OL-1071-11DP	OL-1071-12DP
		Sample Date	5/12/2010	5/12/2010	5/12/2010	5/12/2010	5/12/2010	5/12/2010	5/12/2010	5/12/2010
		SDG	JA46551	JA46551	JA46551	JA46551	JA46551	JA46551	JA46551	JA46551
		Matrix	WATER	WATER	WATER	WATER	WATER	WATER	WATER	WATER
		Sample Purpose	Regular sample	Regular sample	Regular sample	Regular sample	Regular sample	Regular sample	Regular sample	Regular sample
		Sample Type	Pore water	Pore water	Pore water	Pore water	Pore water	Pore water	Pore water	Pore water
Method	Parameter Name	Units								
SM20-4500-HB	pH	S.U.	7.02	7.09	7.1	7.07	6.98	6.98	7.03	7.1
SM4500	SULFIDE	mg/L	0.2 U	0.2 U		0.2 U	0.2 U	0.89		
SW7470	MERCURY	ug/L	0.082 U	0.59	0.67	1.7	0.082 U	0.082 U	1.4	1.8
SW8260	1,2,3-TRICHLOROBENZENE	ug/L	1 U	1 U	1 U	1 U	1 U	1 U	1 U	1 U
SW8260	1,2,4-TRICHLOROBENZENE	ug/L	1 U	1 U	1 U	1 U	1 U	1 U	2	1 U
SW8260	1,2-DICHLOROBENZENE	ug/L	1 U	0.38 J	2.4	0.62 J	0.53 J	1 U	7.8	0.86 J
SW8260	1,3,5-TRICHLOROBENZENE	ug/L	1 U	1 U	0.66 J	1 U	1 U	1 U	4.7	1 U
SW8260	1,3-DICHLOROBENZENE	ug/L	1 U	0.34 J	1	0.26 J	0.27 J	1 U	3.6	0.47 J
SW8260	1,4-DICHLOROBENZENE	ug/L	1 U	1.1	6.2	0.93 J	0.97 J	0.29 J	20.4	1.4
SW8260	BENZENE	ug/L	4.8	0.48 J	9.1	3.8	4.4	5.3	8	6.6
SW8260	CHLOROBENZENE	ug/L	1 U	3.1	12.1	1.8	0.76 J	1 U	14.1	1.5
SW8260	ETHYLBENZENE	ug/L	3.4	1 U	1 U	1 U	41.2	28	0.52 J	0.73 J
SW8260	NAPHTHALENE	ug/L	99.3	1.5 J	3.1 J	2.8 J	500	453	2.8 J	45.7
SW8260	O-XYLENE	ug/L	2.6	0.35 J	7.7	3.3	33.8	18.7	11.4	10.3
SW8260	TOLUENE	ug/L	2.3	1 U	1.2	0.41 J	6.5	5	0.88 J	1.2
SW8260	XYLENES, M & P	ug/L	3.2	0.43 J	10	1.1	18.7	23.5	15	4
SW8260	XYLENES, TOTAL	ug/L	5.8	0.77 J	17.7	4.4	52.4	42.2	26.5	14.3
SW9060	DISSOLVED ORGANIC CARBON	mg/L	80.2	37.5	51.6	50.7	55.1	67.7	57.9	87.4

TABLE 8A
SUMMARY OF POREWATER CENTRIFUGE VIBRACORE ANALYTICAL RESULTS

		Location	OL-VC-60323	OL-VC-60323	OL-VC-60323	OL-VC-60324	OL-VC-60324	OL-VC-60324	OL-VC-60324	OL-VC-60324
		Sample Depth	4.00-6.00 Ft	6.00-8.00 Ft	8.00-10.00 Ft	0.00-2.00 Ft	2.00-4.00 Ft	4.00-6.00 Ft	6.00-8.00 Ft	8.00-10.00 Ft
		Field Sample ID	OL-1071-13DP	OL-1071-14DP	OL-1071-15DP	OL-1072-06DP	OL-1072-07DP	OL-1072-08DP	OL-1072-09DP	OL-1072-10DP
		Sample Date	5/12/2010	5/12/2010	5/12/2010	5/13/2010	5/13/2010	5/13/2010	5/13/2010	5/13/2010
		SDG	JA46551	JA46551	JA46551	JA46549	JA46549	JA46549	JA46549	JA46549
		Matrix	WATER	WATER	WATER	WATER	WATER	WATER	WATER	WATER
		Sample Purpose	Regular sample	Regular sample	Regular sample	Regular sample	Regular sample	Regular sample	Regular sample	Regular sample
		Sample Type	Pore water	Pore water	Pore water	Pore water	Pore water	Pore water	Pore water	Pore water
Method	Parameter Name	Units								
SM20-4500-HB	pH	S.U.	7.08	7.15	7.09	7.02	6.91	6.92	6.78	7.12
SM4500	SULFIDE	mg/L								
SW7470	MERCURY	ug/L	0.082 U	0.43	0.38	3	2.2	0.22	1.4	0.082 U
SW8260	1,2,3-TRICHLOROBENZENE	ug/L	1 U	1 U	1 U	1 U	1 U	1 U	10 U	5 U
SW8260	1,2,4-TRICHLOROBENZENE	ug/L	1 U	1 U	1 U	1 U	1 U	1 U	10 U	5 U
SW8260	1,2-DICHLOROBENZENE	ug/L	0.46 J	0.43 J	1 U	7.2	1.2	0.46 J	10 U	5 U
SW8260	1,3,5-TRICHLOROBENZENE	ug/L	1 U	1 U	1 U	5.8	0.67 J	1 U	10 U	5 U
SW8260	1,3-DICHLOROBENZENE	ug/L	0.31 J	0.25 J	1 U	7.9	1	0.29 J	10 U	5 U
SW8260	1,4-DICHLOROBENZENE	ug/L	0.73 J	1.2	0.28 J	21.2	2.8	0.94 J	10 U	5 U
SW8260	BENZENE	ug/L	4.8	7.1	7.6	10.4	10.8	5.7	16.5	3.7 J
SW8260	CHLOROBENZENE	ug/L	0.53 J	0.85 J	1 U	23.9	3.1	0.73 J	10 U	5 U
SW8260	ETHYLBENZENE	ug/L	9.1	77.8	38.7	0.81 J	1.7	50.4	228	62.8
SW8260	NAPHTHALENE	ug/L	116	931 J	530	70.4	12.3	537	2750	1030
SW8260	O-XYLENE	ug/L	18.5	48.7	24.6	14.1	24.7	44.2	126	37.1
SW8260	TOLUENE	ug/L	2	9	5.5	1.1	0.99 J	5.8	50.1	10
SW8260	XYLENES, M & P	ug/L	8.2	66.5	33.3	20.2	9.2	21.1	196	57.8
SW8260	XYLENES, TOTAL	ug/L	26.7	115	57.9	34.4	33.9	65.3	322	94.9
SW9060	DISSOLVED ORGANIC CARBON	mg/L	46.6	72.9	61	76.8	56.9	56.6	51.5	34.4

TABLE 8A
SUMMARY OF POREWATER CENTRIFUGE VIBRACORE ANALYTICAL RESULTS

		Location	OL-VC-60325	OL-VC-60325	OL-VC-60325	OL-VC-60325	OL-VC-60325	OL-VC-60326	OL-VC-60326	OL-VC-60326
		Sample Depth	0.00-2.00 Ft	2.00-4.00 Ft	4.00-6.00 Ft	6.00-8.00 Ft	8.00-10.00 Ft	0.00-2.00 Ft	2.00-4.00 Ft	4.00-6.00 Ft
		Field Sample ID	OL-1073-11DP	OL-1073-12DP	OL-1073-13DP	OL-1073-14DP	OL-1073-15DP	OL-1073-01DP	OL-1073-02DP	OL-1073-03DP
		Sample Date	5/18/2010	5/18/2010	5/18/2010	5/18/2010	5/18/2010	5/17/2010	5/17/2010	5/17/2010
		SDG	JA46716	JA46716	JA46716	JA46716	JA46716	JA46716	JA46716	JA46716
		Matrix	WATER	WATER	WATER	WATER	WATER	WATER	WATER	WATER
		Sample Purpose	Regular sample	Regular sample	Regular sample	Regular sample	Regular sample	Regular sample	Regular sample	Regular sample
		Sample Type	Pore water	Pore water	Pore water	Pore water	Pore water	Pore water	Pore water	Pore water
Method	Parameter Name	Units								
SM20-4500-HB	pH	S.U.	7.05	7.01	6.96	7	6.98	7.04	7.02	6.96
SM4500	SULFIDE	mg/L	0.2 U	0.2 U	0.2 U	0.2 U	1.3			
SW7470	MERCURY	ug/L	0.22	0.44	0.95	0.082 U	0.082 U	0.36	0.99	0.96
SW8260	1,2,3-TRICHLOROBENZENE	ug/L	1 U	1 U	1 U	1 U	1 U	1 U	1 U	1 U
SW8260	1,2,4-TRICHLOROBENZENE	ug/L	1 U	0.77 J	3.4	1 U	1 U	1 U	2.6	1 U
SW8260	1,2-DICHLOROBENZENE	ug/L	0.31 J	3.3	5.4	0.81 J	0.37 J	1.3	6	2.8
SW8260	1,3,5-TRICHLOROBENZENE	ug/L	1 U	1.6	2.4	0.76 J	1 U	1 U	3.6	2.4
SW8260	1,3-DICHLOROBENZENE	ug/L	0.35 J	1.6	2.3	0.43 J	0.3 J	2.6	2.6	2.2
SW8260	1,4-DICHLOROBENZENE	ug/L	0.91 J	5.6	10.8	1.6	1.1	7.1	12.4	10.9
SW8260	BENZENE	ug/L	0.54 J	14.2	11.4	1.8	3.6	1.9	9.6	16.9
SW8260	CHLOROBENZENE	ug/L	3.8	54.1	21.9	2.1	0.83 J	21.4	14.9	6.5
SW8260	ETHYLBENZENE	ug/L	0.29 J	0.56 J	1.4	0.67 J	35.3	1 U	0.51 J	4.1
SW8260	NAPHTHALENE	ug/L	3 J	2.8 J	3.7 J	2.3 J	818	2.8 J	2.7 J	4.5 J
SW8260	O-XYLENE	ug/L	0.35 J	3	7	3	26.1	1.1	7.3	33
SW8260	TOLUENE	ug/L	1 U	1.5	1.4	1 U	6.5	0.45 J	0.8 J	1.1
SW8260	XYLENES, M & P	ug/L	0.67 J	3.5	12.2	1.6	30	1.1	9.7	16.7
SW8260	XYLENES, TOTAL	ug/L	1	6.5	19.2	4.6	56.1	2.2	17.1	49.7
SW9060	DISSOLVED ORGANIC CARBON	mg/L	51.2	73.9	78.8	42.4	73.1	45.8	49.9	55.8

TABLE 8A
SUMMARY OF POREWATER CENTRIFUGE VIBRACORE ANALYTICAL RESULTS

		Location	OL-VC-60326	OL-VC-60326	OL-VC-60327	OL-VC-60327	OL-VC-60327	OL-VC-60327	OL-VC-60327
		Sample Depth	6.00-8.00 Ft	8.00-10.00 Ft	0.00-2.00 Ft	2.00-4.00 Ft	4.00-6.00 Ft	6.00-8.00 Ft	8.00-10.00 Ft
		Field Sample ID	OL-1073-04DP	OL-1073-05DP	OL-1073-06DP	OL-1073-07DP	OL-1073-08DP	OL-1073-09DP	OL-1073-10DP
		Sample Date	5/17/2010	5/17/2010	5/17/2010	5/17/2010	5/17/2010	5/17/2010	5/17/2010
		SDG	JA46716	JA46716	JA46716	JA46716	JA46716	JA46716	JA46716
		Matrix	WATER	WATER	WATER	WATER	WATER	WATER	WATER
		Sample Purpose	Regular sample	Regular sample	Regular sample	Regular sample	Regular sample	Regular sample	Regular sample
		Sample Type	Pore water	Pore water	Pore water	Pore water	Pore water	Pore water	Pore water
Method	Parameter Name	Units							
SM20-4500-HB	pH	S.U.	7	7.06	7.15	7	6.98	6.98	6.99
SM4500	SULFIDE	mg/L							
SW7470	MERCURY	ug/L	0.33	0.34	0.22	0.52	0.48	0.23	0.37
SW8260	1,2,3-TRICHLOROBENZENE	ug/L	1 U	20 U	1 U	1 U	1 U	4 U	10 U
SW8260	1,2,4-TRICHLOROBENZENE	ug/L	1 U	20 U	1 U	2.1	0.9 J	4 U	10 U
SW8260	1,2-DICHLOROBENZENE	ug/L	2.1	20 U	0.58 J	3.3	2.4	4 U	10 U
SW8260	1,3,5-TRICHLOROBENZENE	ug/L	1.1	20 U	0.89 J	1.6	0.63 J	4 U	10 U
SW8260	1,3-DICHLOROBENZENE	ug/L	0.94 J	20 U	1.3	2.5	1.5	4 U	10 U
SW8260	1,4-DICHLOROBENZENE	ug/L	5.6	20 U	3.6	6.2	4	4 U	10 U
SW8260	BENZENE	ug/L	14.3	18.7 J	0.77 J	10.7	12.2	10.6	15.7
SW8260	CHLOROBENZENE	ug/L	3	20 U	13.6	14.5	12.7	4 U	10 U
SW8260	ETHYLBENZENE	ug/L	150	212	0.52 J	0.38 J	0.31 J	97.3	173
SW8260	NAPHTHALENE	ug/L	2250	2160	6.8	1.8 J	1.6 J	1150	1750
SW8260	O-XYLENE	ug/L	148	97.3	1.4	10.5	8.9	54.5	96.9
SW8260	TOLUENE	ug/L	11	32.5	0.68 J	0.88 J	1	16.3	25.2
SW8260	XYLENES, M & P	ug/L	77.3	132	1.1	13.2	11	67.7	117
SW8260	XYLENES, TOTAL	ug/L	225	229	2.4	23.7	19.9	122	214
SW9060	DISSOLVED ORGANIC CARBON	mg/L	103	72.4	32.6	41.8	40.2	65.9	58.8

TABLE 8B
SUMMARY OF POREWATER CENTRIFUGE RAW SEDIMENT ANALYTICAL RESULTS

		Location	OL-VC-10192	OL-VC-10192	OL-VC-10192	OL-VC-10192	OL-VC-10192	OL-VC-10192	OL-VC-10193	OL-VC-10193	OL-VC-10193
		Sample Depth	0.00-2.00 Ft	2.00-4.00 Ft	4.00-6.00 Ft	6.00-8.00 Ft	8.00-10.00 Ft	10.00-12.00 Ft	0.00-2.00 Ft	2.00-4.00 Ft	4.00-6.00 Ft
		Field Sample ID	OL-1237-01	OL-1237-02	OL-1237-03	OL-1237-04	OL-1237-05	OL-1237-06	OL-1295-01	OL-1295-02	OL-1295-03
		Sample Date	6/2/2010	6/2/2010	6/2/2010	6/2/2010	6/2/2010	6/2/2010	6/14/2010	6/14/2010	6/14/2010
		SDG	JA48116	JA48116	JA48116	JA48116	JA48116	JA48116	JA49021	JA49021	JA49021
		Matrix	SOIL	SOIL	SOIL	SOIL	SOIL	SOIL	SOIL	SOIL	SOIL
		Sample Purpose	Regular sample	Regular sample	Regular sample	Regular sample	Regular sample	Regular sample	Regular sample	Regular sample	Regular sample
		Sample Type	Pore water	Pore water	Pore water	Pore water	Pore water	Pore water	Pore water	Pore water	Pore water
Method	Parameter Name	Units									
ASTM D1429-86	SPECIFIC GRAVITY	g/cc	1.3 J	1.2 J	1.2 J	1.3 J	1.2 J	1.2 J	1.4 J	1.1 J	1.3 J
ASTM D4643-00	SOLIDS, PERCENT	%									
Lloyd Kahn	TOTAL ORGANIC CARBON	mg/kg	50900 J	6170 J	8590 J	3290 J	2230 J	952 J	54200 J	13300 J	33500 J
SM2540G	SOLIDS, PERCENT	%	40	29	31.8	36.7	25.6	38.4	47.1	26.6	34.1
SW7471	MERCURY	mg/kg	5.7 J	0.51 J	0.46 J	0.79 J	0.25 J	0.13 J	4 J	2.2 J	2.5 J
SW8260	1,2,3-TRICHLOROBENZENE	ug/kg	200 UJ	3.6 UJ	3.3 UJ	2.8 UJ	4 UJ	2.9 UJ	21000 UJ	890 UJ	2700 UJ
SW8260	1,2,4-TRICHLOROBENZENE	ug/kg	200 UJ	3.6 UJ	3.3 UJ	2.8 UJ	4 UJ	2.9 UJ	21000 UJ	890 UJ	2700 UJ
SW8260	1,2-DICHLOROBENZENE	ug/kg	242 J	7.5 J	3.6 J	1.5 J	4 UJ	2.9 UJ	21000 UJ	890 UJ	2700 UJ
SW8260	1,3,5-TRICHLOROBENZENE	ug/kg	200 UJ	3.6 UJ	3.3 UJ	2.8 UJ	4 UJ	2.9 UJ	21000 UJ	890 UJ	2700 UJ
SW8260	1,3-DICHLOROBENZENE	ug/kg	114 J	2 J	3.3 UJ	2.8 UJ	4 UJ	2.9 UJ	21000 UJ	890 UJ	2700 UJ
SW8260	1,4-DICHLOROBENZENE	ug/kg	939 J	15.1 J	5.5 J	1.4 J	4 UJ	2.9 UJ	8910 J	890 UJ	2700 UJ
SW8260	BENZENE	ug/kg	7830 J	297 J	120 J	55.6 J	14.4 J	6.8 J	21000 UJ	890 UJ	2700 UJ
SW8260	CHLOROBENZENE	ug/kg	57000 J	300 J	90.2 J	38.3 J	8.5 J	2 J	21000 UJ	890 UJ	2700 UJ
SW8260	ETHYLBENZENE	ug/kg	268 J	5.2 J	1.8 J	1 J	4 UJ	2.9 UJ	21000 UJ	890 UJ	2700 UJ
SW8260	NAPHTHALENE	ug/kg	3690 J	187 J	123 J	84.8 J	22.3 J	3.6 J	2950000 J	166000 J	392000 J
SW8260	O-XYLENE	ug/kg	529 J	19.6 J	8.1 J	5 J	4 UJ	2.9 UJ	12500 J	902 J	1540 J
SW8260	TOLUENE	ug/kg	324 J	16 J	9.8 J	8.5 J	2.6 J	2.3 J	10200 J	542 J	1070 J
SW8260	XYLENES, M & P	ug/kg	1210 J	48.4 J	18.7 J	10.3 J	4 UJ	2.9 UJ	35700 J	3410 J	5620 J
SW8260	XYLENES, TOTAL	ug/kg	1740 J	68 J	26.8 J	15.3 J	2.5 J	2.9 UJ	48200 J	4310 J	7160 J
SW9045	pH	S.U.	8.74 J	12.02 J	12.28 J	12.23 J	12.27 J	12.34 J	11.44 J	11.59 J	11.62 J

TABLE 8B
SUMMARY OF POREWATER CENTRIFUGE RAW SEDIMENT ANALYTICAL RESULTS

		Location	OL-VC-10193	OL-VC-10193	OL-VC-10193	OL-VC-20212	OL-VC-20212	OL-VC-20212	OL-VC-20212	OL-VC-20212	OL-VC-20213
		Sample Depth	6.00-8.00 Ft	8.00-10.00 Ft	10.00-12.00 Ft	0.00-2.00 Ft	2.00-4.00 Ft	4.00-6.00 Ft	6.00-8.00 Ft	8.00-9.80 Ft	0.00-2.00 Ft
		Field Sample ID	OL-1295-04	OL-1295-05	OL-1295-06	OL-1075-01	OL-1075-02	OL-1075-03	OL-1075-04	OL-1075-05	OL-1295-07
		Sample Date	6/14/2010	6/14/2010	6/14/2010	5/19/2010	5/19/2010	5/19/2010	5/19/2010	5/19/2010	6/14/2010
		SDG	JA49021	JA49021	JA49021	JA46871	JA46871	JA46871	JA46871	JA46871	JA49021
		Matrix	SOIL	SOIL	SOIL	SOIL	SOIL	SOIL	SOIL	SOIL	SOIL
		Sample Purpose	Regular sample	Regular sample	Regular sample	Regular sample	Regular sample	Regular sample	Regular sample	Regular sample	Regular sample
		Sample Type	Pore water	Pore water	Pore water	Pore water	Pore water	Pore water	Pore water	Pore water	Pore water
Method	Parameter Name	Units									
ASTM D1429-86	SPECIFIC GRAVITY	g/cc	1.7 J	1.5	1.2 J	1.2 J	1.2 J	1.4 J	1.4 J	1.6	1.1
ASTM D4643-00	SOLIDS, PERCENT	%									
Lloyd Kahn	TOTAL ORGANIC CARBON	mg/kg	3810 J	2880 J	9270 J	2140 J	664 J	9400 J	9770 J	9120	15700 J
SM2540G	SOLIDS, PERCENT	%	42.6	53.6	28	27.7	35.7	49.2	48.3	55.7	88.6
SW7471	MERCURY	mg/kg	0.8 J	0.81	1.7 J	0.089 J	0.079 J	0.023 UJ	0.042 J	0.02 U	0.14
SW8260	1,2,3-TRICHLOROBENZENE	ug/kg	1000 UJ	570 U	620 UJ	310 UJ	2.7 UJ	2 UJ	2.2 UJ	1.8 U	1.2 U
SW8260	1,2,4-TRICHLOROBENZENE	ug/kg	1000 UJ	570 U	620 UJ	310 UJ	2.7 UJ	2 UJ	2.2 UJ	1.8 U	1.2 U
SW8260	1,2-DICHLOROBENZENE	ug/kg	1000 UJ	570 U	620 UJ	310 UJ	2.7 UJ	2 UJ	2.2 UJ	1.8 U	1.2 U
SW8260	1,3,5-TRICHLOROBENZENE	ug/kg	1000 UJ	570 U	620 UJ	310 UJ	2.7 UJ	2 UJ	2.2 UJ	1.8 U	1.2 UJ
SW8260	1,3-DICHLOROBENZENE	ug/kg	1000 UJ	570 U	620 UJ	310 UJ	2.7 UJ	2 UJ	2.2 UJ	1.8 U	1.2 U
SW8260	1,4-DICHLOROBENZENE	ug/kg	1000 UJ	570 U	620 UJ	310 UJ	1 J	2 UJ	2.2 UJ	1.8 U	1.2 U
SW8260	BENZENE	ug/kg	1000 UJ	570 U	330 J	1410 J	1090 J	20.1 J	1420 J	58.6	0.74 J
SW8260	CHLOROBENZENE	ug/kg	1000 UJ	570 U	620 UJ	310 UJ	2.7 UJ	2 UJ	2.2 UJ	1.8 U	1.2 U
SW8260	ETHYLBENZENE	ug/kg	454 J	286 J	1880 J	213 J	11.8 J	2 UJ	2.2 UJ	1.8 U	1.2 U
SW8260	NAPHTHALENE	ug/kg	180000 J	102000	109000 J	52400 J	3720 J	10.6 J	2.4 J	9.2 U	6 U
SW8260	O-XYLENE	ug/kg	1160 J	677	3560 J	1280 J	71.3 J	2 UJ	2.2 UJ	1.8 U	1.2 U
SW8260	TOLUENE	ug/kg	693 J	356 J	3310 J	3560 J	448 J	7.2 J	2.1 J	1.8 U	0.7 J
SW8260	XYLENES, M & P	ug/kg	3720 J	2370	10400 J	4530 J	221 J	2.1 J	2.2 UJ	1.8 U	1.2 U
SW8260	XYLENES, TOTAL	ug/kg	4880 J	3040	14000 J	5810 J	292 J	2.7 J	1.2 J	1.8 U	1.2 U
SW9045	pH	S.U.	11.58 J	11.69	11.54 J	11.9 J	11.41 J	8.99 J	7.67 J	7.66	8.17

TABLE 8B
SUMMARY OF POREWATER CENTRIFUGE RAW SEDIMENT ANALYTICAL RESULTS

		Location	OL-VC-20213	OL-VC-20213	OL-VC-20213	OL-VC-20214	OL-VC-20214	OL-VC-20215	OL-VC-20215	OL-VC-20216	OL-VC-20216
		Sample Depth	2.00-4.00 Ft	4.00-6.00 Ft	6.00-7.00 Ft	0.00-2.00 Ft	2.00-3.70 Ft	0.00-2.00 Ft	2.00-2.80 Ft	0.00-2.00 Ft	2.00-4.00 Ft
		Field Sample ID	OL-1295-08	OL-1295-09	OL-1295-10	OL-1075-06	OL-1075-07	OL-1078-06	OL-1078-07	OL-1237-07	OL-1237-08
		Sample Date	6/14/2010	6/14/2010	6/14/2010	5/19/2010	5/19/2010	5/21/2010	5/21/2010	6/2/2010	6/2/2010
		SDG	JA49021	JA49021	JA49021	JA46871	JA46871	JA46781	JA46781	JA48116	JA48116
		Matrix	SOIL	SOIL	SOIL	SOIL	SOIL	SOIL	SOIL	SOIL	SOIL
		Sample Purpose	Regular sample	Regular sample	Regular sample	Regular sample	Regular sample	Regular sample	Regular sample	Regular sample	Regular sample
		Sample Type	Pore water	Pore water	Pore water	Pore water	Pore water	Pore water	Pore water	Pore water	Pore water
Method	Parameter Name	Units									
ASTM D1429-86	SPECIFIC GRAVITY	g/cc	1.3 J	1.5	1.6	1.5	2.6	2.2	2.3	1.4 J	1.2 J
ASTM D4643-00	SOLIDS, PERCENT	%									
Lloyd Kahn	TOTAL ORGANIC CARBON	mg/kg	24500 J	6960 J	13900 J	60400	13000	27800	20100	56600 J	64200 J
SM2540G	SOLIDS, PERCENT	%	17.7	59.3	58.7	60.8	85.3	80.2	80.7	44.4	31.9
SW7471	MERCURY	mg/kg	0.31 J	0.058	0.018 U	1.2	0.12	0.19 J	0.15 J	12.8 J	9.8 J
SW8260	1,2,3-TRICHLOROBENZENE	ug/kg	5.6 UJ	1.8 U	1.9 U	1.9 U	1.3 U	1.2 U	1.4 U	2.6 UJ	3.3 UJ
SW8260	1,2,4-TRICHLOROBENZENE	ug/kg	5.6 UJ	1.8 U	1.9 U	3.9	2.7	0.62 J	0.75 J	2.6 UJ	3.3 UJ
SW8260	1,2-DICHLOROBENZENE	ug/kg	5.6 UJ	1.8 U	1.9 U	3.3	0.67 J	1.2 U	1.4 U	15 J	20.1 J
SW8260	1,3,5-TRICHLOROBENZENE	ug/kg	5.6 UJ	1.8 U	1.9 U	0.82 J	1.3 U	1.2 U	1.4 U	7 J	5.9 J
SW8260	1,3-DICHLOROBENZENE	ug/kg	5.6 UJ	1.8 U	1.9 U	0.94 J	1.3 U	1.2 U	1.4 U	71.9 J	25.7 J
SW8260	1,4-DICHLOROBENZENE	ug/kg	5.6 UJ	1.8 U	1.9 U	4.8	0.76 J	1.2 U	1.4 U	88.1 J	140 J
SW8260	BENZENE	ug/kg	4 J	5.7	3.5	7.3	3	1 J	1.7	74.7 J	150 J
SW8260	CHLOROBENZENE	ug/kg	5.6 UJ	1.8 U	1.9 U	1.5 J	1.3 U	1.2 U	1.4 U	126 J	216 J
SW8260	ETHYLBENZENE	ug/kg	5.6 UJ	1.3 J	1.2 J	0.76 J	1.3 U	1.2 U	1.4 U	1.9 J	7.5 J
SW8260	NAPHTHALENE	ug/kg	21.6 J	261	4.2 J	16.5	10.4	1.6 J	7 U	16.3 J	105 J
SW8260	O-XYLENE	ug/kg	5.6 UJ	4.6	4.9	2.6	0.95 J	2	1.5	19.3 J	45.6 J
SW8260	TOLUENE	ug/kg	3.6 J	1.6 J	1.9 U	1.7 J	1 J	1.2	1.5	3.5 J	4.2 J
SW8260	XYLENES, M & P	ug/kg	3 J	6.4	2.3	3.3	1.3	1.8	1.5	18.5 J	32.4 J
SW8260	XYLENES, TOTAL	ug/kg	3 J	11	7.2	5.9	2.3	3.8	3	37.8 J	78 J
SW9045	pH	S.U.	10.24 J	9.5	8.13	10.37	10.42	10.72	10.61	7.58 J	7.13 J

TABLE 8B
SUMMARY OF POREWATER CENTRIFUGE RAW SEDIMENT ANALYTICAL RESULTS

		Location	OL-VC-20216	OL-VC-20216	OL-VC-20216	OL-VC-20216	OL-VC-20217		OL-VC-20217		OL-VC-20217	OL-VC-20217	OL-VC-20217
		Sample Depth	4.00-6.00 Ft	6.00-8.00 Ft	8.00-10.00 Ft	10.00-12.00 Ft	0.00-2.00 Ft		2.00-4.00 Ft		4.00-6.00 Ft	6.00-8.00 Ft	8.00-10.00 Ft
		Field Sample ID	OL-1237-09	OL-1237-10	OL-1237-11	OL-1237-12	OL-1237-13		OL-1237-14		OL-1237-15	OL-1237-16	OL-1237-17
		Sample Date	6/2/2010	6/2/2010	6/2/2010	6/2/2010	6/2/2010		6/2/2010		6/2/2010	6/2/2010	6/2/2010
		SDG	JA48116	JA48116	JA48116	JA48116	JA48116		JA48116		JA48116	JA48116	JA48116
		Matrix	SOIL	SOIL	SOIL	SOIL	SOIL		SOIL		SOIL	SOIL	SOIL
		Sample Purpose	Regular sample	Regular sample	Regular sample	Regular sample	Regular sample		Regular sample		Regular sample	Regular sample	Regular sample
		Sample Type	Pore water	Pore water	Pore water	Pore water	Pore water		Pore water		Pore water	Pore water	Pore water
Method	Parameter Name	Units											
ASTM D1429-86	SPECIFIC GRAVITY	g/cc	1.4 J	1.3 J	1.4	1.5	1.2	J	1.3	J	1.8 J	1.4	1.4 J
ASTM D4643-00	SOLIDS, PERCENT	%											
Lloyd Kahn	TOTAL ORGANIC CARBON	mg/kg	46100 J	172000 J	74600	28700	47200	J	66800	J	33600 J	38100	21600 J
SM2540G	SOLIDS, PERCENT	%	39.1	46.5	51.3	56.7	39.1		45.1		46.1	50.4	47.8
SW7471	MERCURY	mg/kg	14.9 J	1.8 J	1.5	0.36	10.8	J	3.1	J	1.8 J	1.3	1.8 J
SW8260	1,2,3-TRICHLOROBENZENE	ug/kg	2.7 UJ	2.3 UJ	12 U	11 U	210	UJ	2.5	UJ	170 UJ	730 U	160 UJ
SW8260	1,2,4-TRICHLOROBENZENE	ug/kg	2.7 UJ	2.3 UJ	12 U	11 U	210	UJ	2.5	UJ	170 UJ	467 J	160 UJ
SW8260	1,2-DICHLOROBENZENE	ug/kg	8.9 J	1.7 J	16.7	20	224	J	15.8	J	1030 J	4400	86.8 J
SW8260	1,3,5-TRICHLOROBENZENE	ug/kg	3.9 J	2.3 UJ	12 U	11 U	210	UJ	2.5	UJ	110 J	730 U	160 UJ
SW8260	1,3-DICHLOROBENZENE	ug/kg	4.3 J	2.3 UJ	12 U	11 U	296	J	3.4	J	435 J	730 U	160 UJ
SW8260	1,4-DICHLOROBENZENE	ug/kg	11.9 J	1 J	7.2 J	10.4 J	2060	J	15.6	J	3080 J	4380	160 UJ
SW8260	BENZENE	ug/kg	57 J	15.7 J	27.2	24.9	2190	J	35.8	J	821 J	1220	466 J
SW8260	CHLOROBENZENE	ug/kg	35.1 J	1.5 J	7.2 J	11 U	32500	J	82.9	J	4660 J	3980	284 J
SW8260	ETHYLBENZENE	ug/kg	5 J	1.5 J	23.9	29.9	210	UJ	12.9	J	1110 J	2150	492 J
SW8260	NAPHTHALENE	ug/kg	256 J	111 J	1500	8840	523	J	175	J	62700 J	155000	31300 J
SW8260	O-XYLENE	ug/kg	23.4 J	11.7 J	243	94.1	433	J	113	J	2690 J	4590	847 J
SW8260	TOLUENE	ug/kg	2.6 J	0.87 J	25.9	12.1	210	UJ	4.4	J	567 J	1270	363 J
SW8260	XYLENES, M & P	ug/kg	14.9 J	4.7 J	221	240	215	J	23.8	J	5590 J	13200	2650 J
SW8260	XYLENES, TOTAL	ug/kg	38.2 J	16.4 J	464	334	648	J	137	J	8280 J	17800	3500 J
SW9045	pH	S.U.	7.14 J	7.25 J	7.26	8	7.41	J	7.73	J	7.8 J	8.27	9.25 J

TABLE 8B
SUMMARY OF POREWATER CENTRIFUGE RAW SEDIMENT ANALYTICAL RESULTS

		Location	OL-VC-20217	OL-VC-30159	OL-VC-30159	OL-VC-30159	OL-VC-30159	OL-VC-30159	OL-VC-30160	OL-VC-30160	OL-VC-30160
		Sample Depth	10.00-12.00 Ft	0.00-2.00 Ft	2.00-4.00 Ft	4.00-6.00 Ft	6.00-8.00 Ft	8.00-10.00 Ft	0.00-2.00 Ft	2.00-4.00 Ft	4.00-6.00 Ft
		Field Sample ID	OL-1237-18	OL-1268-01	OL-1268-02	OL-1268-03	OL-1268-04	OL-1268-05	OL-1295-11	OL-1295-12	OL-1295-13
		Sample Date	6/2/2010	6/8/2010	6/8/2010	6/8/2010	6/8/2010	6/8/2010	6/14/2010	6/14/2010	6/14/2010
		SDG	JA48116	JA48494	JA48494	JA48494	JA48494	JA48494	JA49021	JA49021	JA49021
		Matrix	SOIL	SOIL	SOIL	SOIL	SOIL	SOIL	SOIL	SOIL	SOIL
		Sample Purpose	Regular sample	Regular sample	Regular sample	Regular sample	Regular sample	Regular sample	Regular sample	Regular sample	Regular sample
		Sample Type	Pore water	Pore water	Pore water	Pore water	Pore water	Pore water	Pore water	Pore water	Pore water
Method	Parameter Name	Units									
ASTM D1429-86	SPECIFIC GRAVITY	g/cc	1.3 J	1.3 J	1.3 J	1.3 J	1.3 J	1.3 J	1.7	1.6	1.5
ASTM D4643-00	SOLIDS, PERCENT	%									
Lloyd Kahn	TOTAL ORGANIC CARBON	mg/kg	14900 J	8470 J	9820 J	6830 J	4690 J	3600 J	11900 J	15400 J	13800 J
SM2540G	SOLIDS, PERCENT	%	45	36.7	39	34.3	32.6	36.2	60.2	59.7	56.1
SW7471	MERCURY	mg/kg	0.52 J	0.12 J	0.13 J	0.13 J	0.12 J	0.14 J	0.026 J	0.019 J	0.022 J
SW8260	1,2,3-TRICHLOROBENZENE	ug/kg	14 UJ	14 UJ	13 UJ	15 UJ	15 UJ	3.1 UJ	9.2 U	9.3 U	9.9 U
SW8260	1,2,4-TRICHLOROBENZENE	ug/kg	14 UJ	14 UJ	13 UJ	15 UJ	15 UJ	3.1 UJ	9.2 U	9.3 U	9.9 U
SW8260	1,2-DICHLOROBENZENE	ug/kg	14 UJ	14 UJ	13 UJ	15 UJ	15 UJ	3.1 UJ	9.2 U	9.3 U	9.9 U
SW8260	1,3,5-TRICHLOROBENZENE	ug/kg	14 UJ	14 UJ	13 UJ	15 UJ	15 UJ	3.1 UJ	9.2 U	9.3 U	9.9 U
SW8260	1,3-DICHLOROBENZENE	ug/kg	14 UJ	14 UJ	13 UJ	15 UJ	15 UJ	3.1 UJ	9.2 U	9.3 U	9.9 U
SW8260	1,4-DICHLOROBENZENE	ug/kg	14 UJ	14 UJ	13 UJ	15 UJ	15 UJ	3.1 UJ	9.2 U	9.3 U	9.9 U
SW8260	BENZENE	ug/kg	20.6 J	6860 J	6810 J	6420 J	7660 J	1080 J	1210	4230	5670
SW8260	CHLOROBENZENE	ug/kg	8.5 J	14 UJ	13 UJ	15 UJ	15 UJ	3.1 UJ	9.2 U	9.3 U	9.9 U
SW8260	ETHYLBENZENE	ug/kg	31.3 J	15 J	16.1 J	7.1 J	15 UJ	3.6 J	98.2	11.9	9.9 U
SW8260	NAPHTHALENE	ug/kg	5130 J	957 J	1700 J	731 J	488 J	526 J	7980	250	33.5 J
SW8260	O-XYLENE	ug/kg	80.2 J	121 J	147 J	45.9 J	18.9 J	15.1 J	656	57.7	10.5
SW8260	TOLUENE	ug/kg	21.1 J	1140 J	1170 J	882 J	560 J	227 J	1670	444	279
SW8260	XYLENES, M & P	ug/kg	144 J	262 J	242 J	64.3 J	22 J	18.2 J	2190	165	30.1
SW8260	XYLENES, TOTAL	ug/kg	224 J	382 J	390 J	110 J	40.9 J	33.3 J	2840	223	40.6
SW9045	pH	S.U.	11.3 J	11.64 J	11.58 J	11.54 J	11.44 J	11.41 J	9.22	7.02	6.86

TABLE 8B
SUMMARY OF POREWATER CENTRIFUGE RAW SEDIMENT ANALYTICAL RESULTS

		Location	OL-VC-30160	OL-VC-30160	OL-VC-30161	OL-VC-30161	OL-VC-30161	OL-VC-30161	OL-VC-30161	OL-VC-30162	OL-VC-30162
		Sample Depth	6.00-8.00 Ft	8.00-9.60 Ft	0.00-2.00 Ft	2.00-4.00 Ft	4.00-6.00 Ft	6.00-8.00 Ft	8.00-9.50 Ft	0.00-2.00 Ft	2.00-4.00 Ft
		Field Sample ID	OL-1295-14	OL-1295-15	OL-1296-01	OL-1296-02	OL-1296-03	OL-1296-04	OL-1296-05	OL-1202-01	OL-1202-02
		Sample Date	6/14/2010	6/14/2010	6/14/2010	6/14/2010	6/14/2010	6/14/2010	6/14/2010	5/24/2010	5/24/2010
		SDG	JA49021	JA49021	JA49022	JA49022	JA49022	JA49022	JA49022	JA47081	JA47081
		Matrix	SOIL	SOIL	SOIL	SOIL	SOIL	SOIL	SOIL	SOIL	SOIL
		Sample Purpose	Regular sample	Regular sample	Regular sample	Regular sample	Regular sample	Regular sample	Regular sample	Regular sample	Regular sample
		Sample Type	Pore water	Pore water	Pore water	Pore water	Pore water	Pore water	Pore water	Pore water	Pore water
Method	Parameter Name	Units									
ASTM D1429-86	SPECIFIC GRAVITY	g/cc	1.5	1.6	1.2 J	1.5	1.5	1.6	1.5	1.3 J	1.2 J
ASTM D4643-00	SOLIDS, PERCENT	%									
Lloyd Kahn	TOTAL ORGANIC CARBON	mg/kg	10800 J	11000 J	6530 J	11100	11700	7480	8200	8810 J	1820 J
SM2540G	SOLIDS, PERCENT	%	56.8	57.8	31.8	52.2	51.5	63.1	53.1	36.9	32.1
SW7471	MERCURY	mg/kg	0.023 J	0.033 J	0.064 J	0.024 J	0.15	0.018 U	0.022 U	0.21 J	0.47 J
SW8260	1,2,3-TRICHLOROBENZENE	ug/kg	9.8 U	1.8 U	260 UJ	560 U	600 U	220 U	1.9 U	12 UJ	3.2 UJ
SW8260	1,2,4-TRICHLOROBENZENE	ug/kg	9.8 U	1.8 U	260 UJ	560 U	600 U	220 U	1.9 U	12 UJ	3.2 UJ
SW8260	1,2-DICHLOROBENZENE	ug/kg	9.8 U	1.8 U	260 UJ	560 U	600 U	220 U	1.9 U	12 UJ	3.2 UJ
SW8260	1,3,5-TRICHLOROBENZENE	ug/kg	9.8 U	1.8 U	260 UJ	560 U	600 U	220 U	1.9 U	12 UJ	3.2 UJ
SW8260	1,3-DICHLOROBENZENE	ug/kg	9.8 U	1.8 U	260 UJ	560 U	600 U	220 U	1.9 U	12 UJ	3.2 UJ
SW8260	1,4-DICHLOROBENZENE	ug/kg	9.8 U	1.8 U	260 UJ	560 U	600 U	220 U	1.9 U	12 UJ	3.2 UJ
SW8260	BENZENE	ug/kg	981	365	292 J	560 U	600 U	220 U	1400	13500 J	11000 J
SW8260	CHLOROBENZENE	ug/kg	9.8 U	1.8 U	260 UJ	560 U	600 U	220 U	1.9 U	12 UJ	3.2 UJ
SW8260	ETHYLBENZENE	ug/kg	9.8 U	1.8 U	477 J	360 J	328 J	220 U	7	12 UJ	3.2 UJ
SW8260	NAPHTHALENE	ug/kg	49 U	9.2 U	37300 J	83100	71000	36300	94.2	86.2 J	11.9 J
SW8260	O-XYLENE	ug/kg	9.8 U	1.8 U	2980 J	2620	2380	562	29.6	6.4 J	3.2 UJ
SW8260	TOLUENE	ug/kg	42.7	10.7	2100 J	816	986	247	6320	280 J	67.9 J
SW8260	XYLENES, M & P	ug/kg	5.8 J	1.5 J	10100 J	8680	8000	1630	66.3	18.9 J	2.1 J
SW8260	XYLENES, TOTAL	ug/kg	7.8 J	2	13100 J	11300	10400	2190	96	25.3 J	2.1 J
SW9045	pH	S.U.	6.76	6.95	11.27 J	11.67	11.52	10.91	7.78	10.96 J	11.49 J

TABLE 8B
SUMMARY OF POREWATER CENTRIFUGE RAW SEDIMENT ANALYTICAL RESULTS

		Location	OL-VC-30162	OL-VC-30162	OL-VC-30162	OL-VC-30163	OL-VC-30163	OL-VC-30163	OL-VC-30163	OL-VC-30163	OL-VC-30164
		Sample Depth	4.00-6.00 Ft	6.00-8.00 Ft	8.00-10.00 Ft	0.00-2.00 Ft	2.00-4.00 Ft	4.00-6.00 Ft	6.00-8.00 Ft	8.00-9.50 Ft	0.00-2.00 Ft
		Field Sample ID	OL-1202-03	OL-1202-04	OL-1202-05	OL-1296-06	OL-1296-07	OL-1296-08	OL-1296-09	OL-1296-10	OL-1202-06
		Sample Date	5/24/2010	5/24/2010	5/24/2010	6/14/2010	6/14/2010	6/14/2010	6/14/2010	6/14/2010	5/24/2010
		SDG	JA47081	JA47081	JA47081	JA49022	JA49022	JA49022	JA49022	JA49022	JA47081
		Matrix	SOIL	SOIL	SOIL	SOIL	SOIL	SOIL	SOIL	SOIL	SOIL
		Sample Purpose	Regular sample	Regular sample	Regular sample	Regular sample	Regular sample	Regular sample	Regular sample	Regular sample	Regular sample
		Sample Type	Pore water	Pore water	Pore water	Pore water	Pore water	Pore water	Pore water	Pore water	Pore water
Method	Parameter Name	Units									
ASTM D1429-86	SPECIFIC GRAVITY	g/cc	1.3 J	1.3 J	1.2 J	1.7	1.7	1.6	1.6	1.6	1.5
ASTM D4643-00	SOLIDS, PERCENT	%									
Lloyd Kahn	TOTAL ORGANIC CARBON	mg/kg	2740 J	2390 J	9600 J	11500	10200	10500	8920	9440	6500
SM2540G	SOLIDS, PERCENT	%	36.6	33.5	31.3	63.8	64.7	65.6	61.1	57.9	56.1
SW7471	MERCURY	mg/kg	0.044 J	0.056 J	0.1 J	0.017 J	0.018 U	0.017 U	0.018 U	0.02 U	0.088
SW8260	1,2,3-TRICHLOROBENZENE	ug/kg	3.3 UJ	14 UJ	3.3 UJ	280 U	100 U	92 U	1.8 U	1.7 U	2 U
SW8260	1,2,4-TRICHLOROBENZENE	ug/kg	3.3 UJ	14 UJ	3.3 UJ	280 U	100 U	92 U	1.8 U	1.7 U	2 U
SW8260	1,2-DICHLOROBENZENE	ug/kg	3.3 UJ	14 UJ	3.3 UJ	280 U	100 U	92 U	1.8 U	1.7 U	2 U
SW8260	1,3,5-TRICHLOROBENZENE	ug/kg	3.3 UJ	14 UJ	3.3 UJ	280 U	100 U	92 U	1.8 U	1.7 U	2 U
SW8260	1,3-DICHLOROBENZENE	ug/kg	3.3 UJ	14 UJ	3.3 UJ	280 U	100 U	92 U	1.8 U	1.7 U	2 U
SW8260	1,4-DICHLOROBENZENE	ug/kg	3.3 UJ	14 UJ	3.3 UJ	280 U	100 U	92 U	1.8 U	1.7 U	2 U
SW8260	BENZENE	ug/kg	10300 J	15900 J	11900 J	280 U	48.2 J	77.4 J	601	390	2.4
SW8260	CHLOROBENZENE	ug/kg	3.3 UJ	14 UJ	3.3 UJ	280 U	100 U	92 U	1.8 U	1.7 U	2 U
SW8260	ETHYLBENZENE	ug/kg	1.2 J	6.3 J	4.6 J	280 U	134	69.7 J	16.4	2.9	7.5
SW8260	NAPHTHALENE	ug/kg	18.1 J	54.6 J	36.3 J	38500	41900	20400	2200	51	58.9
SW8260	O-XYLENE	ug/kg	3.3 UJ	14 UJ	2 J	711	1090	621	88.1	15.8	2.5
SW8260	TOLUENE	ug/kg	170 J	823 J	1990 J	463	510	648	3340	2260	2 U
SW8260	XYLENES, M & P	ug/kg	2.3 J	9.4 J	5.6 J	2670	3600	1890	288	42.8	20.1
SW8260	XYLENES, TOTAL	ug/kg	3.3 J	13.3 J	7.6 J	3390	4690	2510	376	58.6	22.6
SW9045	pH	S.U.	11.41 J	11.45 J	11.25 J	11.37	11.29	11.31	8.48	7.24	7.98

TABLE 8B
SUMMARY OF POREWATER CENTRIFUGE RAW SEDIMENT ANALYTICAL RESULTS

		Location	OL-VC-30164	OL-VC-30164		OL-VC-30164		OL-VC-30164	OL-VC-30165	OL-VC-30165	OL-VC-30165	OL-VC-30165	OL-VC-30165
		Sample Depth	2.00-4.00 Ft	4.00-6.00 Ft		6.00-8.00 Ft		8.00-10.00 Ft	0.00-2.00 Ft	2.00-4.00 Ft	4.00-6.00 Ft	6.00-8.00 Ft	8.00-10.00 Ft
		Field Sample ID	OL-1202-07	OL-1202-08		OL-1202-09		OL-1202-10	OL-1070-01	OL-1070-02	OL-1070-03	OL-1070-04	OL-1070-05
		Sample Date	5/24/2010	5/24/2010		5/24/2010		5/24/2010	5/12/2010	5/12/2010	5/12/2010	5/12/2010	5/12/2010
		SDG	JA47081	JA47081		JA47081		JA47081	JA46550	JA46550	JA46550	JA46550	JA46550
		Matrix	SOIL	SOIL		SOIL		SOIL	SOIL	SOIL	SOIL	SOIL	SOIL
		Sample Purpose	Regular sample	Regular sample		Regular sample		Regular sample	Regular sample	Regular sample	Regular sample	Regular sample	Regular sample
		Sample Type	Pore water	Pore water		Pore water		Pore water	Pore water	Pore water	Pore water	Pore water	Pore water
Method	Parameter Name	Units											
ASTM D1429-86	SPECIFIC GRAVITY	g/cc	1.5	1.6		1.5		1.5	1.3 J	1.3 J	1.2 J	1.2 J	1.3 J
ASTM D4643-00	SOLIDS, PERCENT	%											
Lloyd Kahn	TOTAL ORGANIC CARBON	mg/kg	6690	7000		6260		8310	9800 J	918 J	904 J	717 J	2580 J
SM2540G	SOLIDS, PERCENT	%	57.4	51.4		54.2		53	38.3	36.1	31.2	31.4	34.7
SW7471	MERCURY	mg/kg	0.019 U	0.021	U	0.022	U	0.02 U	0.49 J	0.13 J	0.1 J	0.11 J	0.28 J
SW8260	1,2,3-TRICHLOROBENZENE	ug/kg	8.7 U	8.8	U	2	U	140 U	16 UJ	17 UJ	20 UJ	3.4 UJ	3.1 UJ
SW8260	1,2,4-TRICHLOROBENZENE	ug/kg	8.7 U	8.8	U	2	U	140 U	16 UJ	17 UJ	20 UJ	3.4 UJ	3.1 UJ
SW8260	1,2-DICHLOROBENZENE	ug/kg	8.7 U	8.8	U	2	U	140 U	9.1 J	17 UJ	20 UJ	3.4 UJ	3.1 UJ
SW8260	1,3,5-TRICHLOROBENZENE	ug/kg	8.7 U	8.8	U	2	UJ	140 U	16 UJ	17 UJ	20 UJ	3.4 UJ	3.1 UJ
SW8260	1,3-DICHLOROBENZENE	ug/kg	8.7 U	8.8	U	2	U	140 U	16 UJ	17 UJ	20 UJ	3.4 UJ	3.1 UJ
SW8260	1,4-DICHLOROBENZENE	ug/kg	8.7 U	8.8	U	2	U	140 U	19.7 J	17 UJ	20 UJ	3.4 UJ	3.1 UJ
SW8260	BENZENE	ug/kg	14.7	583		244		5610	16000 J	7010 J	9090 J	861 J	198 J
SW8260	CHLOROBENZENE	ug/kg	8.7 U	8.8	U	2	U	140 U	14.9 J	17 UJ	20 UJ	1.4 J	3.1 UJ
SW8260	ETHYLBENZENE	ug/kg	22.3	83.9		19.6		567	46.4 J	17.2 J	26.4 J	3.4 UJ	3.1 UJ
SW8260	NAPHTHALENE	ug/kg	3020	1270		234		2840	859 J	332 J	393 J	28.9 J	36.1 J
SW8260	O-XYLENE	ug/kg	20.2	398		88.7		1560	302 J	89.6 J	140 J	3.2 J	3.1 UJ
SW8260	TOLUENE	ug/kg	7.6 J	435		1820		18000	7730 J	1620 J	2820 J	121 J	18.9 J
SW8260	XYLENES, M & P	ug/kg	339	1080		258		6750	590 J	255 J	371 J	5.3 J	1.9 J
SW8260	XYLENES, TOTAL	ug/kg	359	1480		347		8300	892 J	345 J	511 J	8.5 J	3.1 J
SW9045	pH	S.U.	7.53	7.11		7.46		7.04	11.48 J	11.88 J	11.85 J	12.06 J	12.13 J

TABLE 8B
SUMMARY OF POREWATER CENTRIFUGE RAW SEDIMENT ANALYTICAL RESULTS

		Location	OL-VC-30166	OL-VC-30166	OL-VC-30166	OL-VC-30166	OL-VC-30166	OL-VC-30167	OL-VC-30167	OL-VC-30167	OL-VC-30167
		Sample Depth	0.00-2.00 Ft	2.00-4.00 Ft	4.00-6.00 Ft	6.00-8.00 Ft	8.00-9.70 Ft	0.00-2.00 Ft	2.00-4.00 Ft	4.00-6.00 Ft	6.00-8.00 Ft
		Field Sample ID	OL-1077-06	OL-1077-07	OL-1077-08	OL-1077-09	OL-1077-10	OL-1077-11	OL-1077-12	OL-1077-13	OL-1077-14
		Sample Date	5/20/2010	5/20/2010	5/20/2010	5/20/2010	5/20/2010	5/20/2010	5/20/2010	5/20/2010	5/20/2010
		SDG	JA46717	JA46717	JA46717	JA46717	JA46717	JA46717	JA46717	JA46717	JA46717
		Matrix	SOIL	SOIL	SOIL	SOIL	SOIL	SOIL	SOIL	SOIL	SOIL
		Sample Purpose	Regular sample	Regular sample	Regular sample	Regular sample	Regular sample	Regular sample	Regular sample	Regular sample	Regular sample
		Sample Type	Pore water	Pore water	Pore water	Pore water	Pore water	Pore water	Pore water	Pore water	Pore water
Method	Parameter Name	Units									
ASTM D1429-86	SPECIFIC GRAVITY	g/cc	1.3 J	1.3 J	1.3 J	1.2 J	1.2 J	1.2 J	1.1 J	1.3 J	1.3 J
ASTM D4643-00	SOLIDS, PERCENT	%									
Lloyd Kahn	TOTAL ORGANIC CARBON	mg/kg	3860 J	454 J	652 J	1130 J	1480 J	8780 J	6880 J	1290 J	2510 J
SM2540G	SOLIDS, PERCENT	%	40.4	38.6	42.1	29.3	32.7	30.3	20.5	37.2	31.9
SW7471	MERCURY	mg/kg	0.1 J	0.2 J	0.21 J	0.075 J	0.22 J	0.23 J	0.34 J	0.15 J	0.17 J
SW8260	1,2,3-TRICHLOROBENZENE	ug/kg	2.3 UJ	2.9 UJ	2.5 UJ	3.4 UJ	3.2 UJ	3.6 UJ	5.8 UJ	2.6 UJ	3.3 UJ
SW8260	1,2,4-TRICHLOROBENZENE	ug/kg	2.3 UJ	2.9 UJ	2.5 UJ	3.4 UJ	3.2 UJ	3.6 UJ	5.8 UJ	2.6 UJ	3.3 UJ
SW8260	1,2-DICHLOROBENZENE	ug/kg	2.3 UJ	2.9 U	2.5 UJ	1.7 J	1.8 J	1.1 J	2.5 J	2.6 UJ	3.3 UJ
SW8260	1,3,5-TRICHLOROBENZENE	ug/kg	2.3 UJ	2.9 UJ	2.5 UJ	3.4 UJ	3.2 UJ	3.6 UJ	5.8 UJ	2.6 UJ	3.3 UJ
SW8260	1,3-DICHLOROBENZENE	ug/kg	2.3 UJ	2.9 UJ	2.5 UJ	3.4 UJ	3.2 UJ	3.6 UJ	5.8 UJ	2.6 UJ	3.3 UJ
SW8260	1,4-DICHLOROBENZENE	ug/kg	1.8 J	2.9 UJ	2.5 UJ	2.2 J	2.4 J	1.6 J	3.6 J	2.6 UJ	3.3 UJ
SW8260	BENZENE	ug/kg	8590 J	3840 J	2.7 J	6110 J	5350 J	11.9 J	21.1 J	3 J	4.8 J
SW8260	CHLOROBENZENE	ug/kg	1.2 J	2.9 UJ	2.5 UJ	2.6 J	3 J	3.6 UJ	5.8 UJ	2.6 UJ	3.3 UJ
SW8260	ETHYLBENZENE	ug/kg	81.3 J	11.8 J	2.5 UJ	2.1 J	2.4 J	3.6 UJ	3.4 J	2.6 UJ	3.3 UJ
SW8260	NAPHTHALENE	ug/kg	4140 J	351 J	61.8 J	648 J	1580 J	48.7 J	78.6 J	9.8 J	22.3 J
SW8260	O-XYLENE	ug/kg	432 J	74.9 J	2.5 UJ	12.1 J	12.9 J	2.5 J	6.5 J	2.6 UJ	3.3 UJ
SW8260	TOLUENE	ug/kg	9550 J	1530 J	1.6 J	297 J	353 J	5.6 J	15.2 J	2.3 J	3 J
SW8260	XYLENES, M & P	ug/kg	2500 J	185 J	2.5 UJ	23 J	26.2 J	3 J	10.4 J	2.6 UJ	2.2 J
SW8260	XYLENES, TOTAL	ug/kg	2930 J	260 J	2.5 UJ	35.1 J	39.1 J	5.5 J	16.9 J	1.6 J	3.6 J
SW9045	pH	S.U.	11.77 J	12.02 J	11.98 J	11.86 J	11.78 J	11.72 J	11.83 J	12.03 J	11.98 J

TABLE 8B
SUMMARY OF POREWATER CENTRIFUGE RAW SEDIMENT ANALYTICAL RESULTS

		Location	OL-VC-30167	OL-VC-30168	OL-VC-30168		OL-VC-30168		OL-VC-30168		OL-VC-30168	OL-VC-30169	OL-VC-30169	OL-VC-30169
		Sample Depth	8.00-9.90 Ft	0.00-2.00 Ft	2.00-4.00 Ft		4.00-6.00 Ft		6.00-8.00 Ft		8.00-9.30 Ft	0.00-2.00 Ft	2.00-4.00 Ft	4.00-6.00 Ft
		Field Sample ID	OL-1077-15	OL-1078-01	OL-1078-02		OL-1078-03		OL-1078-04		OL-1078-05	OL-1077-16	OL-1077-17	OL-1077-18
		Sample Date	5/20/2010	5/21/2010	5/21/2010		5/21/2010		5/21/2010		5/21/2010	5/20/2010	5/20/2010	5/20/2010
		SDG	JA46717	JA46781	JA46781		JA46781		JA46781		JA46781	JA46717	JA46717	JA46717
		Matrix	SOIL	SOIL	SOIL		SOIL		SOIL		SOIL	SOIL	SOIL	SOIL
		Sample Purpose	Regular sample	Regular sample	Regular sample		Regular sample		Regular sample		Regular sample	Regular sample	Regular sample	Regular sample
		Sample Type	Pore water	Pore water	Pore water		Pore water		Pore water		Pore water	Pore water	Pore water	Pore water
Method	Parameter Name	Units												
ASTM D1429-86	SPECIFIC GRAVITY	g/cc	1.2 J	1.2 J	1.4	J	1.4		1.4		1.5	1.2 J	1.2 J	1.2 J
ASTM D4643-00	SOLIDS, PERCENT	%												
Lloyd Kahn	TOTAL ORGANIC CARBON	mg/kg	1770 J	16900 J	20700	J	24700		16400		13600	4400 J	1710 J	1020 J
SM2540G	SOLIDS, PERCENT	%	29.2	30.1	45		53.5		53.2		56.4	26.7	29.8	31.6
SW7471	MERCURY	mg/kg	0.22 J	0.17 J	0.056	J	0.02	U	0.022	J	0.021 J	0.21 J	0.12 J	0.18 J
SW8260	1,2,3-TRICHLOROBENZENE	ug/kg	3.9 UJ	3.2 UJ	2.6	UJ	2.1	U	2	UJ	2 U	4.4 UJ	4 UJ	3.6 UJ
SW8260	1,2,4-TRICHLOROBENZENE	ug/kg	3.9 UJ	3.2 UJ	2.6	UJ	2.1	U	2	UJ	2 U	4.4 UJ	4 UJ	3.6 UJ
SW8260	1,2-DICHLOROBENZENE	ug/kg	3.9 UJ	0.87 J	2.6	UJ	2.1	U	2	UJ	2 U	2.1 J	2.1 J	1.8 J
SW8260	1,3,5-TRICHLOROBENZENE	ug/kg	3.9 UJ	3.2 UJ	2.6	UJ	2.1	U	2	UJ	2 U	4.4 UJ	4 UJ	3.6 UJ
SW8260	1,3-DICHLOROBENZENE	ug/kg	3.9 UJ	3.2 UJ	2.6	UJ	2.1	U	2	UJ	2 U	4.4 UJ	4 UJ	3.6 UJ
SW8260	1,4-DICHLOROBENZENE	ug/kg	3.9 UJ	2 J	2.6	UJ	2.1	U	2	UJ	2 U	1.7 J	1.7 J	1.5 J
SW8260	BENZENE	ug/kg	4.5 J	3.9 J	4.1	J	2.1	U	2	U	2 U	329 J	108 J	58.4 J
SW8260	CHLOROBENZENE	ug/kg	3.9 UJ	3.2 UJ	2.6	UJ	2.1	U	2	U	2 U	2.2 J	2.1 J	1.9 J
SW8260	ETHYLBENZENE	ug/kg	3.9 UJ	1.6 J	2.6	J	2.1	U	2	U	2 U	4.4 UJ	4 UJ	3.6 UJ
SW8260	NAPHTHALENE	ug/kg	25.6 J	172 J	305	J	11	U	9.8	U	9.9 U	104 J	80.1 J	71.5 J
SW8260	O-XYLENE	ug/kg	3.9 UJ	4.4 J	8.4	J	2.1	U	2	U	2 U	9 J	7 J	4.9 J
SW8260	TOLUENE	ug/kg	3.1 J	3.4 J	4.6	J	2.1	U	2	U	2 U	45 J	18.5 J	11.3 J
SW8260	XYLENES, M & P	ug/kg	3.9 UJ	7.7 J	12.4	J	2.1	U	2	U	2 U	16 J	12.7 J	9.4 J
SW8260	XYLENES, TOTAL	ug/kg	3 J	12.1 J	20.8	J	2.1	U	2	U	2 U	25 J	19.8 J	14.4 J
SW9045	pH	S.U.	11.99 J	11.25 J	10.14	J	7.8		7.51		7.65	12 J	12.15 J	12.22 J

TABLE 8B
SUMMARY OF POREWATER CENTRIFUGE RAW SEDIMENT ANALYTICAL RESULTS

		Location	OL-VC-30169	OL-VC-30169	OL-VC-40272	OL-VC-40272	OL-VC-40272	OL-VC-40272	OL-VC-40272	OL-VC-40273	OL-VC-40273
		Sample Depth	6.00-8.00 Ft	8.00-9.70 Ft	0.00-2.00 Ft	2.00-4.00 Ft	4.00-6.00 Ft	6.00-8.00 Ft	8.00-10.00 Ft	0.00-2.00 Ft	2.00-4.00 Ft
		Field Sample ID	OL-1077-19	OL-1077-20	OL-1201-01	OL-1201-02	OL-1201-03	OL-1201-04	OL-1201-05	OL-1078-08	OL-1078-09
		Sample Date	5/20/2010	5/20/2010	5/21/2010	5/21/2010	5/21/2010	5/21/2010	5/21/2010	5/21/2010	5/21/2010
		SDG	JA46717	JA46717	JA47131	JA47131	JA47131	JA47131	JA47131	JA46781	JA46781
		Matrix	SOIL	SOIL	SOIL	SOIL	SOIL	SOIL	SOIL	SOIL	SOIL
		Sample Purpose	Regular sample	Regular sample	Regular sample	Regular sample	Regular sample	Regular sample	Regular sample	Regular sample	Regular sample
		Sample Type	Pore water	Pore water	Pore water	Pore water	Pore water	Pore water	Pore water	Pore water	Pore water
Method	Parameter Name	Units									
ASTM D1429-86	SPECIFIC GRAVITY	g/cc	1.3 J	1.2 J	1.6	1.5	1.6	1.6	1.6	1.5	1.4
ASTM D4643-00	SOLIDS, PERCENT	%									
Lloyd Kahn	TOTAL ORGANIC CARBON	mg/kg	1420 J	4330 J	6470	8960	6380	7250	19700	5960	6720
SM2540G	SOLIDS, PERCENT	%	34	37.7	57.2	62	61.7	58.1	59.6	59	53.6
SW7471	MERCURY	mg/kg	0.18 J	0.34 J	0.88	1	0.63	1.6	2.2	1.4 J	1.3 J
SW8260	1,2,3-TRICHLOROBENZENE	ug/kg	3.3 UJ	3.2 UJ	2 U	1.8 U	1.7 U	1.8 U	1.9 U	1.7 U	1.9 U
SW8260	1,2,4-TRICHLOROBENZENE	ug/kg	3.3 UJ	3.2 UJ	2 U	1.8 U	1.7 U	1.8 U	1.9 U	1.7 U	1.9 U
SW8260	1,2-DICHLOROBENZENE	ug/kg	1.7 J	3.2 UJ	0.67 J	0.88 J	0.48 J	1.1 J	2.2	1.7 U	1.9 U
SW8260	1,3,5-TRICHLOROBENZENE	ug/kg	3.3 UJ	3.2 UJ	2 U	1.8 U	1.7 U	1.8 U	1.9 U	1.7 U	1.9 U
SW8260	1,3-DICHLOROBENZENE	ug/kg	3.3 UJ	3.2 UJ	2.7	7.3	4.6	12	13.7	0.84 J	1.9
SW8260	1,4-DICHLOROBENZENE	ug/kg	1.5 J	3.2 UJ	2 U	0.92 J	0.68 J	1.2 J	2.9	1.7 U	1.9 U
SW8260	BENZENE	ug/kg	42.3 J	19.8 J	2 U	0.7 J	0.6 J	1.4 J	3.4	1.7 U	1.9 U
SW8260	CHLOROBENZENE	ug/kg	1.5 J	3.2 UJ	1.2 J	1.7 J	2.7	5.3	10.5	1.7 U	1.9 U
SW8260	ETHYLBENZENE	ug/kg	3.3 UJ	3.2 UJ	2 U	1.8 U	1.7 U	1.8 U	1.9 U	1.7 U	1.9 U
SW8260	NAPHTHALENE	ug/kg	75.1 J	35.6 J	9.9 U	8.8 U	8.4 U	8.8 U	9.3 U	8.5 U	9.3 U
SW8260	O-XYLENE	ug/kg	4.3 J	3.2 UJ	2 U	1.8 U	1.7 U	1.8 U	2.4	1.7 U	1.9 U
SW8260	TOLUENE	ug/kg	6.3 J	1.7 J	2 U	0.52 J	1.7 U	1.8 U	0.69 J	1.7 U	1.9 U
SW8260	XYLENES, M & P	ug/kg	8.3 J	1.9 J	2.1	3.7	1.4 J	1.8	4.8	1.7 U	1.9 U
SW8260	XYLENES, TOTAL	ug/kg	12.6 J	2.9 J	2.6	4.4	1.8	2.6	7.2	1.7 U	1.9 U
SW9045	pH	S.U.	12.13 J	12.11 J	8.26	8.42	7.64	7.51	7.44	7.83	7.87

TABLE 8B
SUMMARY OF POREWATER CENTRIFUGE RAW SEDIMENT ANALYTICAL RESULTS

		Location	OL-VC-40273	OL-VC-40273	OL-VC-40273	OL-VC-40274	OL-VC-40274	OL-VC-40274	OL-VC-40274	OL-VC-40274	OL-VC-40275
		Sample Depth	4.00-6.00 Ft	6.00-8.00 Ft	8.00-10.00 Ft	0.00-2.00 Ft	2.00-4.00 Ft	4.00-6.00 Ft	6.00-8.00 Ft	8.00-8.80 Ft	0.00-2.00 Ft
		Field Sample ID	OL-1078-10	OL-1078-11	OL-1078-12	OL-1078-13	OL-1078-14	OL-1078-15	OL-1078-16	OL-1078-17	OL-1079-01
		Sample Date	5/21/2010	5/21/2010	5/21/2010	5/21/2010	5/21/2010	5/21/2010	5/21/2010	5/21/2010	5/21/2010
		SDG	JA46781	JA46781	JA46781	JA46781	JA46781	JA46781	JA46781	JA46781	JA46884
		Matrix	SOIL	SOIL	SOIL	SOIL	SOIL	SOIL	SOIL	SOIL	SOIL
		Sample Purpose	Regular sample	Regular sample	Regular sample	Regular sample	Regular sample	Regular sample	Regular sample	Regular sample	Regular sample
		Sample Type	Pore water	Pore water	Pore water	Pore water	Pore water	Pore water	Pore water	Pore water	Pore water
Method	Parameter Name	Units									
ASTM D1429-86	SPECIFIC GRAVITY	g/cc	1.6	1.5	1.4	1.5	1.6	1.6	1.5	1.5	1.6
ASTM D4643-00	SOLIDS, PERCENT	%									
Lloyd Kahn	TOTAL ORGANIC CARBON	mg/kg	11800	12800	9950	29100	10500	15200	13200	14700	11600 J
SM2540G	SOLIDS, PERCENT	%	59.5	60.4	55.6	56.4	60.7	59.6	56.7	55	60
SW7471	MERCURY	mg/kg	1.2 J	1.8 J	31 J	0.88 J	1 J	3.7 J	25.9 J	41 J	27.7 J
SW8260	1,2,3-TRICHLOROBENZENE	ug/kg	1.8 U	1.9 U	1.9 U	2.1 U	1.6 U	1.7 U	2 UJ	1.7 U	1.7 U
SW8260	1,2,4-TRICHLOROBENZENE	ug/kg	1.8 U	1.9 U	1.9 U	2.1 U	1.6 U	1.7 U	2 UJ	1.3 J	1.7 U
SW8260	1,2-DICHLOROBENZENE	ug/kg	0.48 J	3.1	2	2.1 U	0.49 J	1.8	1.9 J	1.8	1.1 J
SW8260	1,3,5-TRICHLOROBENZENE	ug/kg	1.8 U	1.9 U	1.9 U	2.1 U	1.6 U	1.7 U	2.1 J	1.1 J	1.7 U
SW8260	1,3-DICHLOROBENZENE	ug/kg	5.3	16.3	15	0.63 J	7.3	12.1	24.7 J	23.3	14.6
SW8260	1,4-DICHLOROBENZENE	ug/kg	0.64 J	4.6	4.4	0.86 J	1.5 J	3.2	3.7 J	3.6	2.3
SW8260	BENZENE	ug/kg	1.8 U	5	3.8	2.1 U	1.6 U	0.92 J	1.6 J	4.4	1.7 U
SW8260	CHLOROBENZENE	ug/kg	2.2	14.9	24	2.1 U	1.6 U	7.2	21.7	53.4	9.9
SW8260	ETHYLBENZENE	ug/kg	1.8 U	1.9 U	0.71 J	2.1 U	1.6 U	1.7 U	2.3	3.2	2.3
SW8260	NAPHTHALENE	ug/kg	8.9 U	9.4 U	1.5 J	10 U	8.2 U	8.6 U	9.8 U	2.7 J	1.5 J
SW8260	O-XYLENE	ug/kg	1.8 U	5.7	21.9	2.1 U	1.6 U	1.6 J	6.1	9.1	7.8
SW8260	TOLUENE	ug/kg	1.8 U	0.6 J	0.58 J	2.1 U	1.6 U	1.7 U	0.84 J	1.9	0.52 J
SW8260	XYLENES, M & P	ug/kg	1.8 U	12.8	27.3	2.1 U	1.6 U	3.2	29.1	41.2	41.1
SW8260	XYLENES, TOTAL	ug/kg	1.8 U	18.5	49.3	2.1 U	1.6 U	4.8	35.3	50.4	48.9
SW9045	pH	S.U.	7.55	7.57	7.85	7.35	7.5	7.65	8.22	8.23	8.46

TABLE 8B
SUMMARY OF POREWATER CENTRIFUGE RAW SEDIMENT ANALYTICAL RESULTS

		Location	OL-VC-40275	OL-VC-40275	OL-VC-40275	OL-VC-40275	OL-VC-40276	OL-VC-40276	OL-VC-40276	OL-VC-40276
		Sample Depth	2.00-4.00 Ft	4.00-6.00 Ft	6.00-8.00 Ft	8.00-10.00 Ft	0.00-2.00 Ft	2.00-4.00 Ft	4.00-6.00 Ft	6.00-8.00 Ft
		Field Sample ID	OL-1079-02	OL-1079-03	OL-1079-04	OL-1079-05	OL-1079-06	OL-1079-07	OL-1079-08	OL-1079-09
		Sample Date	5/21/2010	5/21/2010	5/21/2010	5/21/2010	5/21/2010	5/21/2010	5/21/2010	5/21/2010
		SDG	JA46884	JA46884	JA46884	JA46884	JA46884	JA46884	JA46884	JA46884
		Matrix	SOIL	SOIL	SOIL	SOIL	SOIL	SOIL	SOIL	SOIL
		Sample Purpose	Regular sample	Regular sample	Regular sample	Regular sample	Regular sample	Regular sample	Regular sample	Regular sample
		Sample Type	Pore water	Pore water	Pore water	Pore water	Pore water	Pore water	Pore water	Pore water
Method	Parameter Name	Units								
ASTM D1429-86	SPECIFIC GRAVITY	g/cc	1.6	1.5	1.5	1.4 J	1.5	1.5	1.5	1.5
ASTM D4643-00	SOLIDS, PERCENT	%								
Lloyd Kahn	TOTAL ORGANIC CARBON	mg/kg	12900 J	9600 J	12700 J	12400 J	7360 J	7950 J	12000 J	16300 J
SM2540G	SOLIDS, PERCENT	%	58.4	52.4	50.4	49.9	55.7	58	59.8	56.2
SW7471	MERCURY	mg/kg	33.7 J	16.8 J	19.7 J	10.8 J	1.4 J	1.7 J	52.8 J	62.2 J
SW8260	1,2,3-TRICHLOROBENZENE	ug/kg	1.9 U	2 U	2.3 U	2 UJ	2 U	1.8 U	1.7 U	2 U
SW8260	1,2,4-TRICHLOROBENZENE	ug/kg	1.9 U	2 U	2.3 U	2 UJ	2 U	1.8 U	1.7 U	2 U
SW8260	1,2-DICHLOROBENZENE	ug/kg	0.8 J	1.7 J	1.1 J	2 UJ	2 U	1.8 U	1.7 U	2 U
SW8260	1,3,5-TRICHLOROBENZENE	ug/kg	0.64 J	2 U	2.3 U	2 UJ	2 U	1.8 U	1.7 U	2 U
SW8260	1,3-DICHLOROBENZENE	ug/kg	13.4	18.2	3.5	2 UJ	0.74 J	5.7	6.7	11.3
SW8260	1,4-DICHLOROBENZENE	ug/kg	1.6 J	2.4	0.96 J	2 UJ	2 U	0.84 J	2.4	2.2
SW8260	BENZENE	ug/kg	1 J	1.7 J	1.1 J	2 UJ	2 U	1.8 U	0.84 J	1.1 J
SW8260	CHLOROBENZENE	ug/kg	25.9	32.4	3.6	2 UJ	1.6 J	5.7	11.6	7.3
SW8260	ETHYLBENZENE	ug/kg	3.5	6.9	1.8 J	2 UJ	2 U	1.8 U	1.7 U	2 U
SW8260	NAPHTHALENE	ug/kg	9.3 U	2.5 J	11 U	9.8 UJ	10 U	9.2 U	8.5 U	10 U
SW8260	O-XYLENE	ug/kg	15.8	24.8	5.7	2 UJ	2 U	1.8 U	0.84 J	2.6
SW8260	TOLUENE	ug/kg	0.98 J	0.97 J	0.7 J	0.71 J	2 U	1.8 U	1.7 U	2 U
SW8260	XYLENES, M & P	ug/kg	63	128	37.9	1.4 J	2 U	1.8 U	3.6	14.6
SW8260	XYLENES, TOTAL	ug/kg	78.8	153	43.6	2.1 J	2 U	1.8 U	4.4	17.2
SW9045	pH	S.U.	8.16	8.26	8.63	8.41 J	7.49	7.44	7.61	7.88

TABLE 8B
SUMMARY OF POREWATER CENTRIFUGE RAW SEDIMENT ANALYTICAL RESULTS

		Location	OL-VC-40276	OL-VC-40277	OL-VC-40277	OL-VC-40277	OL-VC-40277	OL-VC-40277	OL-VC-40278	OL-VC-40278	OL-VC-40278
		Sample Depth	8.00-10.00 Ft	0.00-2.00 Ft	2.00-4.00 Ft	4.00-6.00 Ft	6.00-8.00 Ft	8.00-10.00 Ft	0.00-2.00 Ft	2.00-4.00 Ft	4.00-6.00 Ft
		Field Sample ID	OL-1079-10	OL-1251-12	OL-1251-13	OL-1251-14	OL-1251-15	OL-1251-16	OL-1079-16	OL-1079-17	OL-1079-18
		Sample Date	5/21/2010	6/4/2010	6/4/2010	6/4/2010	6/4/2010	6/4/2010	5/21/2010	5/21/2010	5/21/2010
		SDG	JA46884	JA48331	JA48331	JA48331	JA48331	JA48331	JA46884	JA46884	JA46884
		Matrix	SOIL	SOIL	SOIL	SOIL	SOIL	SOIL	SOIL	SOIL	SOIL
		Sample Purpose	Regular sample	Regular sample	Regular sample	Regular sample	Regular sample	Regular sample	Regular sample	Regular sample	Regular sample
		Sample Type	Pore water	Pore water	Pore water	Pore water	Pore water	Pore water	Pore water	Pore water	Pore water
Method	Parameter Name	Units									
ASTM D1429-86	SPECIFIC GRAVITY	g/cc	1.4	70.5	74.2	77	76.5	76.3	1.5	1.5	1.5
ASTM D4643-00	SOLIDS, PERCENT	%									
Lloyd Kahn	TOTAL ORGANIC CARBON	mg/kg	19300 J	38600	8410	7990	6720	6870	9750 J	9990 J	6640 J
SM2540G	SOLIDS, PERCENT	%	51.5	49.9	61.4	61.5	62.6	64	56.2	56.2	58
SW7471	MERCURY	mg/kg	20.9 J	1.1	0.09	0.018 U	0.017 U	0.016 U	0.11 J	0.015 UJ	0.02 J
SW8260	1,2,3-TRICHLOROBENZENE	ug/kg	2.3 U	2.1 U	1.6 U	1.7 U	1.4 U	1.6 U	2 U	1.9 U	1.8 U
SW8260	1,2,4-TRICHLOROBENZENE	ug/kg	2.3 U	2.1 U	1.6 U	1.7 U	1.4 U	1.6 U	2 U	1.9 U	1.8 U
SW8260	1,2-DICHLOROBENZENE	ug/kg	2.3 U	2.1 U	1.6 U	1.7 U	1.4 U	1.6 U	2 U	1.9 U	1.8 U
SW8260	1,3,5-TRICHLOROBENZENE	ug/kg	2.3 U	2.1 U	1.6 U	1.7 U	1.4 U	1.6 U	1.5 J	1.9 U	1.8 U
SW8260	1,3-DICHLOROBENZENE	ug/kg	6.3	2.1 U	1.6 U	1.7 U	1.4 U	1.6 U	2 U	1.9 U	1.8 U
SW8260	1,4-DICHLOROBENZENE	ug/kg	1.2 J	1.1 J	1.6 U	1.7 U	1.4 U	1.6 U	2 U	1.9 U	1.8 U
SW8260	BENZENE	ug/kg	1.3 J	109	10.1	13.1	10	69	59.8	35.7	38.2
SW8260	CHLOROBENZENE	ug/kg	3.6	0.83 J	1.6 U	1.7 U	1.4 U	1.6 U	2 U	1.9 U	1.8 U
SW8260	ETHYLBENZENE	ug/kg	2.3 U	2.1 U	1.6 U	1.7 U	1.4 U	1.6 U	2 U	1.9 U	1.8 U
SW8260	NAPHTHALENE	ug/kg	11 U	10 U	7.8 U	8.5 U	7.1 U	7.8 U	2.2 J	9.3 U	9 U
SW8260	O-XYLENE	ug/kg	6.4	2.1 U	1.6 U	1.7 U	1.4 U	1.6 U	2 U	1.9 U	1.8 U
SW8260	TOLUENE	ug/kg	0.73 J	0.76 J	1.6 U	1.7 U	1.4 U	1.6 U	0.6 J	1.9 U	1.8 U
SW8260	XYLENES, M & P	ug/kg	23.9	2.1 U	1.6 U	1.7 U	1.4 U	1.6 U	2 U	1.9 U	1.8 U
SW8260	XYLENES, TOTAL	ug/kg	30.3	2.1 U	1.6 U	1.7 U	1.4 U	1.6 U	2 U	1.9 U	1.8 U
SW9045	pH	S.U.	7.89	7.25	7.24	7.02	7.13	7.14	6.88	6.87	6.91

TABLE 8B
SUMMARY OF POREWATER CENTRIFUGE RAW SEDIMENT ANALYTICAL RESULTS

		Location	OL-VC-40278	OL-VC-40278	OL-VC-40279	OL-VC-40279	OL-VC-40279	OL-VC-40279	OL-VC-40279	OL-VC-40279	OL-VC-40280
		Sample Depth	6.00-8.00 Ft	8.00-10.00 Ft	0.00-2.00 Ft	2.00-4.00 Ft	4.00-6.00 Ft	6.00-8.00 Ft	8.00-10.00 Ft	10.00-12.00 Ft	0.00-2.00 Ft
		Field Sample ID	OL-1079-19	OL-1079-20	OL-1274-01	OL-1274-02	OL-1274-03	OL-1274-04	OL-1274-05	OL-1274-06	OL-1274-07
		Sample Date	5/21/2010	5/21/2010	6/9/2010	6/9/2010	6/9/2010	6/9/2010	6/9/2010	6/9/2010	6/9/2010
		SDG	JA46884	JA46884	JA48638	JA48638	JA48638	JA48638	JA48638	JA48638	JA48638
		Matrix	SOIL	SOIL	SOIL	SOIL	SOIL	SOIL	SOIL	SOIL	SOIL
		Sample Purpose	Regular sample	Regular sample	Regular sample	Regular sample	Regular sample	Regular sample	Regular sample	Regular sample	Regular sample
		Sample Type	Pore water	Pore water	Pore water	Pore water	Pore water	Pore water	Pore water	Pore water	Pore water
Method	Parameter Name	Units									
ASTM D1429-86	SPECIFIC GRAVITY	g/cc	1.6	1.7	1.6	1.6	1.6	2	1.5	1.6	1.5
ASTM D4643-00	SOLIDS, PERCENT	%									
Lloyd Kahn	TOTAL ORGANIC CARBON	mg/kg	10100 J	8350 J	5430 J	6270 J	6160 J	5630 J	6180 J	5480 J	5960 J
SM2540G	SOLIDS, PERCENT	%	57.8	66.1	60	58	56	62.3	59.5	60	62.9
SW7471	MERCURY	mg/kg	0.016 UJ	0.015 UJ	0.37	0.13	0.019 U	0.028 J	0.021 J	0.02 U	0.38
SW8260	1,2,3-TRICHLOROBENZENE	ug/kg	1.8 U	1.7 U	1.9 U	1.9 U	2 U	1.8 U	1.9 U	1.9 U	1.8 U
SW8260	1,2,4-TRICHLOROBENZENE	ug/kg	1.8 U	1.7 U	1.9 U	1.9 U	2 U	1.8 U	1.9 U	1.9 U	1.8 U
SW8260	1,2-DICHLOROBENZENE	ug/kg	1.8 U	1.7 U	1.9 U	1.9 U	2 U	1.8 U	1.9 U	1.9 U	1.8 U
SW8260	1,3,5-TRICHLOROBENZENE	ug/kg	1.8 U	1.7 U	1.9 U	1.9 U	2 U	1.8 UJ	1.9 U	1.9 U	1.8 U
SW8260	1,3-DICHLOROBENZENE	ug/kg	1.8 U	1.7 U	1.9 U	1.9 U	2 U	1.8 U	1.9 U	1.9 U	1.8 U
SW8260	1,4-DICHLOROBENZENE	ug/kg	1.8 U	1.7 U	1.9 U	1.9 U	2 U	1.8 U	1.9 U	1.9 U	1.8 U
SW8260	BENZENE	ug/kg	17.4	1.7 U	1.9 U	1.9 U	2 U	1.8 U	1.9 U	1.9 U	1.8 U
SW8260	CHLOROBENZENE	ug/kg	1.8 U	1.7 U	1.9 U	1.9 U	2 U	1.8 U	1.9 U	1.9 U	1.8 U
SW8260	ETHYLBENZENE	ug/kg	1.8 U	1.7 U	1.9 U	1.9 U	2 U	1.8 U	1.9 U	1.9 U	1.8 U
SW8260	NAPHTHALENE	ug/kg	9 U	8.4 U	9.3 U	9.6 U	9.9 U	8.9 U	9.3 U	9.3 U	8.8 U
SW8260	O-XYLENE	ug/kg	1.8 U	1.7 U	1.9 U	1.9 U	2 U	1.8 U	1.9 U	1.9 U	1.8 U
SW8260	TOLUENE	ug/kg	1.8 U	1.7 U	1.9 U	1.9 U	2 U	1.8 U	1.9 U	1.9 U	1.8 U
SW8260	XYLENES, M & P	ug/kg	1.8 U	1.7 U	1.9 U	1.9 U	2 U	1.8 U	1.9 U	1.9 U	1.8 U
SW8260	XYLENES, TOTAL	ug/kg	1.8 U	1.7 U	1.9 U	1.9 U	2 U	1.8 U	1.9 U	1.9 U	1.8 U
SW9045	pH	S.U.	6.96	7.6	8.08	7.94	7.87	7.91	7.93	8.06	7.73

TABLE 8B
SUMMARY OF POREWATER CENTRIFUGE RAW SEDIMENT ANALYTICAL RESULTS

		Location	OL-VC-40280	OL-VC-40280	OL-VC-40280	OL-VC-40280	OL-VC-40280	OL-VC-40281	OL-VC-40281	OL-VC-40281	OL-VC-40281
		Sample Depth	2.00-4.00 Ft	4.00-6.00 Ft	6.00-8.00 Ft	8.00-10.00 Ft	10.00-12.00 Ft	0.00-2.00 Ft	2.00-4.00 Ft	4.00-6.00 Ft	6.00-8.00 Ft
		Field Sample ID	OL-1274-08	OL-1274-09	OL-1274-10	OL-1274-11	OL-1274-12	OL-1274-13	OL-1274-14	OL-1274-15	OL-1274-16
		Sample Date	6/9/2010	6/9/2010	6/9/2010	6/9/2010	6/9/2010	6/9/2010	6/9/2010	6/9/2010	6/9/2010
		SDG	JA48638	JA48638	JA48638	JA48638	JA48638	JA48638	JA48638	JA48638	JA48638
		Matrix	SOIL	SOIL	SOIL	SOIL	SOIL	SOIL	SOIL	SOIL	SOIL
		Sample Purpose	Regular sample	Regular sample	Regular sample	Regular sample	Regular sample	Regular sample	Regular sample	Regular sample	Regular sample
		Sample Type	Pore water	Pore water	Pore water	Pore water	Pore water	Pore water	Pore water	Pore water	Pore water
Method	Parameter Name	Units									
ASTM D1429-86	SPECIFIC GRAVITY	g/cc	1.5	1.4	1.5	1.7	1.3	1.5	1.5	1.5	1.6
ASTM D4643-00	SOLIDS, PERCENT	%									
Lloyd Kahn	TOTAL ORGANIC CARBON	mg/kg	6700 J	6710 J	7220 J	4560 J	5910 J	17300 J	9720 J	7150 J	6150 J
SM2540G	SOLIDS, PERCENT	%	61.3	59.6	60.1	63.9	61.2	60.1	58.7	61.5	62.4
SW7471	MERCURY	mg/kg	0.26	0.082	0.032 J	0.022 J	0.019 U	1.3	0.85	0.028 J	0.13
SW8260	1,2,3-TRICHLOROBENZENE	ug/kg	1.8 U	1.9 U	1.8 U	1.7 U	1.8 U	1.8 U	1.9 U	1.8 U	1.8 U
SW8260	1,2,4-TRICHLOROBENZENE	ug/kg	1.8 U	1.9 U	1.8 U	1.7 U	1.8 U	1.8 U	1.9 U	1.8 U	1.8 U
SW8260	1,2-DICHLOROBENZENE	ug/kg	1.8 U	1.9 U	1.8 U	1.7 U	1.8 U	1.8 U	1.9 U	1.8 U	1.8 U
SW8260	1,3,5-TRICHLOROBENZENE	ug/kg	1.8 U	1.9 U	1.8 U	1.7 U	1.8 U	1.8 U	1.9 U	1.8 U	1.8 U
SW8260	1,3-DICHLOROBENZENE	ug/kg	1.8 U	1.9 U	1.8 U	1.7 U	1.8 U	1.3 J	1.9 U	1.8 U	1.8 U
SW8260	1,4-DICHLOROBENZENE	ug/kg	1.8 U	1.9 U	1.8 U	1.7 U	1.8 U	2.1	1.9 U	1.8 U	1.8 U
SW8260	BENZENE	ug/kg	1.8 U	1.9 U	1.8 U	1.7 U	1.8 U	1.8 U	1.9 U	1.8 U	1.8 U
SW8260	CHLOROBENZENE	ug/kg	1.8 U	1.9 U	1.8 U	1.7 U	1.8 U	12.2	3.6	1.8 U	1.8 U
SW8260	ETHYLBENZENE	ug/kg	1.8 U	1.9 U	1.8 U	1.7 U	1.8 U	1.8 U	1.9 U	1.8 U	1.8 U
SW8260	NAPHTHALENE	ug/kg	9.1 U	9.3 U	9.2 U	8.7 U	9.1 U	9.2 U	9.5 U	9 U	8.9 U
SW8260	O-XYLENE	ug/kg	1.8 U	1.9 U	1.8 U	1.7 U	1.8 U	1.8 U	1.9 U	1.8 U	1.8 U
SW8260	TOLUENE	ug/kg	1.8 U	1.9 U	1.8 U	1.7 U	1.8 U	1.8 U	1.9 U	1.8 U	1.8 U
SW8260	XYLENES, M & P	ug/kg	1.8 U	1.9 U	1.8 U	1.7 U	1.8 U	1.9	1.9 U	1.8 U	1.8 U
SW8260	XYLENES, TOTAL	ug/kg	1.8 U	1.9 U	1.8 U	1.7 U	1.8 U	1.9	1.9 U	1.8 U	1.8 U
SW9045	pH	S.U.	7.75	7.91	8.17	8.1	8.05	7.7	7.62	7.42	7.31

TABLE 8B
SUMMARY OF POREWATER CENTRIFUGE RAW SEDIMENT ANALYTICAL RESULTS

		Location	OL-VC-40281	OL-VC-40281	OL-VC-40282	OL-VC-40282	OL-VC-40282		OL-VC-40282		OL-VC-40282	OL-VC-40282	OL-VC-40283
		Sample Depth	8.00-10.00 Ft	10.00-12.00 Ft	0.00-2.00 Ft	2.00-4.00 Ft	4.00-6.00 Ft		6.00-8.00 Ft		8.00-10.00 Ft	10.00-12.00 Ft	0.00-2.00 Ft
		Field Sample ID	OL-1274-17	OL-1274-18	OL-1275-01	OL-1275-02	OL-1275-03		OL-1275-04		OL-1275-05	OL-1275-06	OL-1275-07
		Sample Date	6/9/2010	6/9/2010	6/9/2010	6/9/2010	6/9/2010		6/9/2010		6/9/2010	6/9/2010	6/9/2010
		SDG	JA48638	JA48638	JA48639	JA48639	JA48639		JA48639		JA48639	JA48639	JA48639
		Matrix	SOIL	SOIL	SOIL	SOIL	SOIL		SOIL		SOIL	SOIL	SOIL
		Sample Purpose	Regular sample	Regular sample	Regular sample	Regular sample	Regular sample		Regular sample		Regular sample	Regular sample	Regular sample
		Sample Type	Pore water	Pore water	Pore water	Pore water	Pore water		Pore water		Pore water	Pore water	Pore water
Method	Parameter Name	Units											
ASTM D1429-86	SPECIFIC GRAVITY	g/cc	1.6	1.6	1.6	1.5	1.5		1.6		1.5	1.5	1.4
ASTM D4643-00	SOLIDS, PERCENT	%											
Lloyd Kahn	TOTAL ORGANIC CARBON	mg/kg	8500 J	7460 J	12300	12700	7270		11600		10900	9860	7970
SM2540G	SOLIDS, PERCENT	%	61.1	64.7	57.2	54.3	57.5		60.7		58.8	56.4	53.7
SW7471	MERCURY	mg/kg	0.017 U	0.017 U	1.2 J	0.92 J	0.097	J	0.026	J	0.02 U	0.023 J	14.7 J
SW8260	1,2,3-TRICHLOROBENZENE	ug/kg	1.8 U	1.7 U	1.7 U	1.8 U	1.7	U	1.8	U	1.7 U	1.9 U	1.9 U
SW8260	1,2,4-TRICHLOROBENZENE	ug/kg	1.8 U	1.7 U	1.7 U	1.8 U	1.7	U	1.8	U	1.7 U	1.9 U	1 J
SW8260	1,2-DICHLOROBENZENE	ug/kg	1.8 U	1.7 U	1.2 J	1.8 U	1.7	U	1.8	U	1.7 U	1.9 U	8.5
SW8260	1,3,5-TRICHLOROBENZENE	ug/kg	1.8 U	1.7 U	1.7 U	1.8 U	1.7	U	1.8	U	1.7 U	1.9 U	1.3 J
SW8260	1,3-DICHLOROBENZENE	ug/kg	1.8 U	1.7 U	5.7	1.8 U	1.7	U	1.8	U	1.7 U	1.9 U	6.7
SW8260	1,4-DICHLOROBENZENE	ug/kg	1.8 U	1.7 U	54.2	1.8 U	1.7	U	1.8	U	1.7 U	1.9 U	6.4
SW8260	BENZENE	ug/kg	1.8 U	1.7 U	0.68 J	1.8 U	1.7	U	1.8	U	1.7 U	1.9 U	2.4
SW8260	CHLOROBENZENE	ug/kg	1.8 U	1.7 U	265	18.6	3.4		0.82	J	1.7 U	1.9 U	26.9
SW8260	ETHYLBENZENE	ug/kg	1.8 U	1.7 U	1.7 U	1.8 U	1.7	U	1.8	U	1.7 U	1.9 U	16.7
SW8260	NAPHTHALENE	ug/kg	9.1 U	8.6 U	8.7 U	9 U	8.7	U	9.2	U	8.5 U	9.4 U	9.7 U
SW8260	O-XYLENE	ug/kg	1.8 U	1.7 U	7.3	1.8 U	1.7	U	1.8	U	1.7 U	1.9 U	27.2
SW8260	TOLUENE	ug/kg	1.8 U	1.7 U	0.68 J	0.61 J	1.7	U	1.1	J	1 J	1.9 U	2.1
SW8260	XYLENES, M & P	ug/kg	1.8 U	1.7 U	11.8	1.8 U	1.7	U	1.8	U	1.7 U	1.9 U	265
SW8260	XYLENES, TOTAL	ug/kg	1.8 U	1.7 U	19.1	1.8 U	1.7	U	1.8	U	1.7 U	1.9 U	292
SW9045	pH	S.U.	7.53	7.58	8.1	7.86	7.67		7.9		7.78	7.66	9.84

TABLE 8B
SUMMARY OF POREWATER CENTRIFUGE RAW SEDIMENT ANALYTICAL RESULTS

		Location	OL-VC-40283	OL-VC-40283	OL-VC-40283	OL-VC-40283	OL-VC-40283	OL-VC-40284	OL-VC-40284	OL-VC-40284	OL-VC-40284
		Sample Depth	2.00-4.00 Ft	4.00-6.00 Ft	6.00-8.00 Ft	8.00-10.00 Ft	10.00-12.00 Ft	0.00-2.00 Ft	2.00-4.00 Ft	4.00-6.00 Ft	6.00-8.00 Ft
		Field Sample ID	OL-1275-08	OL-1275-09	OL-1275-10	OL-1275-11	OL-1275-12	OL-1275-13	OL-1275-14	OL-1275-15	OL-1275-16
		Sample Date	6/9/2010	6/9/2010	6/9/2010	6/9/2010	6/9/2010	6/9/2010	6/9/2010	6/9/2010	6/9/2010
		SDG	JA48639	JA48639	JA48639	JA48639	JA48639	JA48639	JA48639	JA48639	JA48639
		Matrix	SOIL	SOIL	SOIL	SOIL	SOIL	SOIL	SOIL	SOIL	SOIL
		Sample Purpose	Regular sample	Regular sample	Regular sample	Regular sample	Regular sample	Regular sample	Regular sample	Regular sample	Regular sample
		Sample Type	Pore water	Pore water	Pore water	Pore water	Pore water	Pore water	Pore water	Pore water	Pore water
Method	Parameter Name	Units									
ASTM D1429-86	SPECIFIC GRAVITY	g/cc	1.5 J	1.4	1.5	1.5 J	1.5	1.4	1.5	1.5	1.4
ASTM D4643-00	SOLIDS, PERCENT	%									
Lloyd Kahn	TOTAL ORGANIC CARBON	mg/kg	6320 J	12600	12600	23500 J	68400	3460	6560	10400	14600
SM2540G	SOLIDS, PERCENT	%	48	58.7	54	49.5	52.1	57.6	51.7	55.9	52.5
SW7471	MERCURY	mg/kg	78.6 J	53 J	22.3 J	5.4 J	0.65 J	19.2 J	83.3 J	97.2 J	44.7 J
SW8260	1,2,3-TRICHLOROBENZENE	ug/kg	2.2 UJ	1.8 U	1.9 U	2.2 UJ	2 U	120 U	2 U	1.8 U	2 U
SW8260	1,2,4-TRICHLOROBENZENE	ug/kg	1.1 J	0.85 J	0.69 J	2.2 UJ	2 U	120 U	1.3 J	2.8	1.2 J
SW8260	1,2-DICHLOROBENZENE	ug/kg	14.5 J	4.4	2.3	2.2 J	2 U	120 U	4.3	8.4	4.8
SW8260	1,3,5-TRICHLOROBENZENE	ug/kg	2.4 J	4.6	5.1	2.2 UJ	2 U	120 U	5.5	62.8	18.5
SW8260	1,3-DICHLOROBENZENE	ug/kg	25.9 J	38.1	3.5	2.2 UJ	2 U	37.9 J	12.4	82.5	7.2
SW8260	1,4-DICHLOROBENZENE	ug/kg	8.6 J	5.9	1.5 J	2.1 J	2 U	51.9 J	9.1	14.4	4.4
SW8260	BENZENE	ug/kg	5.9 J	1 J	3.3	2.1 J	0.78 J	120 U	3.8	3.8	5
SW8260	CHLOROBENZENE	ug/kg	65.7 J	34	6.2	2.9 J	1.1 J	195	82.2	124	22.8
SW8260	ETHYLBENZENE	ug/kg	48.1 J	19.6	14.7	9 J	2 U	1480	176	155	40.9
SW8260	NAPHTHALENE	ug/kg	2.8 J	3.1 J	2.2 J	11 UJ	9.8 U	620 U	2.1 J	2 J	5.4 J
SW8260	O-XYLENE	ug/kg	91.2 J	53.1	43.1	26.8 J	2 U	1940	281	292	90.8
SW8260	TOLUENE	ug/kg	5.6 J	2.2	3.1	2.1 J	0.65 J	120 U	4.1	7.9	11.8
SW8260	XYLENES, M & P	ug/kg	666 J	260	276	50.2 J	2	18900	585	179	394
SW8260	XYLENES, TOTAL	ug/kg	757 J	313	319	77 J	2.7	20800	866	471	485
SW9045	pH	S.U.	9.12 J	8.62	9.09	8.72 J	8.09	8.97	8.8	8.35	9.08

TABLE 8B
SUMMARY OF POREWATER CENTRIFUGE RAW SEDIMENT ANALYTICAL RESULTS

		Location	OL-VC-40284	OL-VC-40284	OL-VC-40285	OL-VC-40285	OL-VC-40285	OL-VC-40285	OL-VC-40285	OL-VC-40285	OL-VC-40286
		Sample Depth	8.00-10.00 Ft	10.00-12.00 Ft	0.00-2.00 Ft	2.00-4.00 Ft	4.00-6.00 Ft	6.00-8.00 Ft	8.00-10.00 Ft	10.00-12.00 Ft	0.00-2.00 Ft
		Field Sample ID	OL-1275-17	OL-1275-18	OL-1268-06	OL-1268-07	OL-1268-08	OL-1268-09	OL-1268-10	OL-1268-11	OL-1268-12
		Sample Date	6/9/2010	6/9/2010	6/8/2010	6/8/2010	6/8/2010	6/8/2010	6/8/2010	6/8/2010	6/8/2010
		SDG	JA48639	JA48639	JA48494	JA48494	JA48494	JA48494	JA48494	JA48494	JA48494
		Matrix	SOIL	SOIL	SOIL	SOIL	SOIL	SOIL	SOIL	SOIL	SOIL
		Sample Purpose	Regular sample	Regular sample	Regular sample	Regular sample	Regular sample	Regular sample	Regular sample	Regular sample	Regular sample
		Sample Type	Pore water	Pore water	Pore water	Pore water	Pore water	Pore water	Pore water	Pore water	Pore water
Method	Parameter Name	Units									
ASTM D1429-86	SPECIFIC GRAVITY	g/cc	1.4 J	1.4	1.7	1.6	1.6	1.5	1.5	1.5	1.6
ASTM D4643-00	SOLIDS, PERCENT	%									
Lloyd Kahn	TOTAL ORGANIC CARBON	mg/kg	40400 J	48400	10600	14100	4680	5270	4810	15300	10800
SM2540G	SOLIDS, PERCENT	%	41.3	52.7	62.8	63.8	58.9	61.9	55.7	51.9	58
SW7471	MERCURY	mg/kg	3.5 J	0.57 J	95	96.2	2.3	1.2	0.086	0.085	0.12
SW8260	1,2,3-TRICHLOROBENZENE	ug/kg	2.5 UJ	2.1 U	1.8 U	1.7 U	1.9 U	1.8 U	2 U	2.1 U	1.9 U
SW8260	1,2,4-TRICHLOROBENZENE	ug/kg	2.5 UJ	2.1 U	5.2	1.4 J	1.9 U	1.8 U	2 U	2.1 U	1.9 U
SW8260	1,2-DICHLOROBENZENE	ug/kg	1.6 J	0.67 J	1.7 J	0.49 J	1.9 U	1.8 U	2 U	2.1 U	1.9 U
SW8260	1,3,5-TRICHLOROBENZENE	ug/kg	2.5 UJ	2.1 U	128	41.7	2.7	0.93 J	2 U	2.1 U	1.3 J
SW8260	1,3-DICHLOROBENZENE	ug/kg	2.5 UJ	2.1 U	117	7.5	1.5 J	0.59 J	2 U	2.1 U	4.3
SW8260	1,4-DICHLOROBENZENE	ug/kg	2.4 J	1.4 J	9.2	1.4 J	1.9 U	1.8 U	2 U	2.1 U	1.1 J
SW8260	BENZENE	ug/kg	4.2 J	3.9	1.8 U	1.7 U	1.9 U	1.8 U	2 U	2.1 U	1.9 U
SW8260	CHLOROBENZENE	ug/kg	4.9 J	3.6	0.99 J	1.7 U	1.9 U	1.8 U	2 U	2.1 U	1.9 U
SW8260	ETHYLBENZENE	ug/kg	2 J	2.1 U	20.9	5.6	1.9 U	1.8 U	2 U	2.1 U	1.6 J
SW8260	NAPHTHALENE	ug/kg	12 UJ	11 U	2.1 J	8.7 U	9.4 U	9 U	10 U	11 U	9.6 U
SW8260	O-XYLENE	ug/kg	5.1 J	1.2 J	45.5	3.5	1.9 U	1.8 U	2 U	2.1 U	1.9 U
SW8260	TOLUENE	ug/kg	2.9 J	1.7 J	1.8	0.88 J	1.9 U	1.8 U	2 U	2.1 U	1.9 U
SW8260	XYLENES, M & P	ug/kg	19.8 J	5.9	209	13.3	2.4	1.3 J	2 U	2.1 U	1.9
SW8260	XYLENES, TOTAL	ug/kg	24.8 J	7.1	254	16.8	3.1	1.3 J	2 U	2.1 U	2.4
SW9045	pH	S.U.	9.55 J	9.09	7.85	8.01	7.54	7.35	7.57	7.54	7.3

TABLE 8B
SUMMARY OF POREWATER CENTRIFUGE RAW SEDIMENT ANALYTICAL RESULTS

		Location	OL-VC-40286	OL-VC-40286	OL-VC-40286	OL-VC-40286	OL-VC-40286	OL-VC-40308	OL-VC-40308	OL-VC-40308	OL-VC-40308
		Sample Depth	2.00-4.00 Ft	4.00-6.00 Ft	6.00-8.00 Ft	8.00-10.00 Ft	10.00-12.00 Ft	0.00-2.00 Ft	2.00-4.00 Ft	4.00-6.00 Ft	6.00-8.00 Ft
		Field Sample ID	OL-1268-13	OL-1268-14	OL-1268-15	OL-1268-16	OL-1268-17	OL-1201-06	OL-1201-07	OL-1201-08	OL-1201-09
		Sample Date	6/8/2010	6/8/2010	6/8/2010	6/8/2010	6/8/2010	5/21/2010	5/21/2010	5/21/2010	5/21/2010
		SDG	JA48494	JA48494	JA48494	JA48494	JA48494	JA47131	JA47131	JA47131	JA47131
		Matrix	SOIL	SOIL	SOIL	SOIL	SOIL	SOIL	SOIL	SOIL	SOIL
		Sample Purpose	Regular sample	Regular sample	Regular sample	Regular sample	Regular sample	Regular sample	Regular sample	Regular sample	Regular sample
		Sample Type	Pore water	Pore water	Pore water	Pore water	Pore water	Pore water	Pore water	Pore water	Pore water
Method	Parameter Name	Units									
ASTM D1429-86	SPECIFIC GRAVITY	g/cc	1.6	1.6	1.5	1.8	1.8	1.4 J	1.4 J	1.4 J	1.3 J
ASTM D4643-00	SOLIDS, PERCENT	%									
Lloyd Kahn	TOTAL ORGANIC CARBON	mg/kg	14200	5650	8810	6570	4790	19200 J	19200 J	19200 J	84000 J
SM2540G	SOLIDS, PERCENT	%	62.1	56.8	53.3	70.4	73.7	43.1	45.8	47.2	42.5
SW7471	MERCURY	mg/kg	0.05 J	0.02 U	0.02 U	0.021 J	0.033 J	0.046 J	53.5 J	64.7 J	2.9 J
SW8260	1,2,3-TRICHLOROBENZENE	ug/kg	1.8 U	2 U	2.1 U	1.6 U	1.5 U	2.6 UJ	2.2 UJ	2.1 UJ	2.3 UJ
SW8260	1,2,4-TRICHLOROBENZENE	ug/kg	1.8 U	2 U	2.1 U	1.6 U	1.5 U	2.6 UJ	2.2 UJ	2.1 UJ	2.3 UJ
SW8260	1,2-DICHLOROBENZENE	ug/kg	1.8 U	2 U	2.1 U	1.6 U	1.5 U	2.6 UJ	3.2 J	0.85 J	2.3 UJ
SW8260	1,3,5-TRICHLOROBENZENE	ug/kg	1.8 U	2 U	2.1 U	1.6 U	1.5 U	2.6 UJ	2.2 UJ	0.77 J	2.3 UJ
SW8260	1,3-DICHLOROBENZENE	ug/kg	0.63 J	2 U	2.1 U	1.6 U	1.5 U	10 J	12.3 J	13.1 J	2.3 UJ
SW8260	1,4-DICHLOROBENZENE	ug/kg	1.8 U	2 U	2.1 U	1.6 U	1.5 U	4.9 J	4.7 J	2.4 J	2.3 UJ
SW8260	BENZENE	ug/kg	1.8 U	2 U	2.1 U	1.6 U	1.5 U	1.3 J	3.9 J	3.3 J	2.9 J
SW8260	CHLOROBENZENE	ug/kg	1.8 U	2 U	2.1 U	1.6 U	1.5 U	12.1 J	8.6 J	6.3 J	2.3 UJ
SW8260	ETHYLBENZENE	ug/kg	1.8 U	2 U	2.1 U	1.6 U	1.5 U	2.6 UJ	1.1 J	2.1 UJ	2.3 UJ
SW8260	NAPHTHALENE	ug/kg	8.9 U	9.8 U	10 U	7.9 U	7.4 U	13 UJ	11 UJ	11 UJ	12 UJ
SW8260	O-XYLENE	ug/kg	1.8 U	2 U	2.1 U	1.6 U	1.5 U	2.6 UJ	2.1 J	1.6 J	2.3 UJ
SW8260	TOLUENE	ug/kg	1.8 U	2 U	2.1 U	1.6 U	0.78 J	2.6 UJ	0.94 J	0.88 J	2.3 UJ
SW8260	XYLENES, M & P	ug/kg	1.8 U	2 U	2.1 U	1.6 U	1.5 U	4.4 J	13 J	5.6 J	2.3 UJ
SW8260	XYLENES, TOTAL	ug/kg	1.8 U	2 U	2.1 U	1.6 U	1.5 U	5.4 J	15.1 J	7.1 J	2.3 UJ
SW9045	pH	S.U.	7.58	7.57	7.37	7.94	8.02	8.18 J	8.11 J	8.14 J	7.73 J

TABLE 8B
SUMMARY OF POREWATER CENTRIFUGE RAW SEDIMENT ANALYTICAL RESULTS

		Location	OL-VC-40308	OL-VC-40309	OL-VC-40309	OL-VC-40309	OL-VC-40309	OL-VC-40309	OL-VC-40310	OL-VC-40310	OL-VC-40310
		Sample Depth	8.00-10.00 Ft	0.00-2.00 Ft	2.00-4.00 Ft	4.00-6.00 Ft	6.00-8.00 Ft	8.00-10.00 Ft	0.00-2.00 Ft	2.00-4.00 Ft	4.00-6.00 Ft
		Field Sample ID	OL-1201-10	OL-1079-11	OL-1079-12	OL-1079-13	OL-1079-14	OL-1079-15	OL-1202-11	OL-1202-12	OL-1202-13
		Sample Date	5/21/2010	5/21/2010	5/21/2010	5/21/2010	5/21/2010	5/21/2010	5/24/2010	5/24/2010	5/24/2010
		SDG	JA47131	JA46884	JA46884	JA46884	JA46884	JA46884	JA47081	JA47081	JA47081
		Matrix	SOIL	SOIL	SOIL	SOIL	SOIL	SOIL	SOIL	SOIL	SOIL
		Sample Purpose	Regular sample	Regular sample	Regular sample	Regular sample	Regular sample	Regular sample	Regular sample	Regular sample	Regular sample
		Sample Type	Pore water	Pore water	Pore water	Pore water	Pore water	Pore water	Pore water	Pore water	Pore water
Method	Parameter Name	Units									
ASTM D1429-86	SPECIFIC GRAVITY	g/cc	1.5	1.6	1.5	1.5 J	1.4 J	1.5	1.5	1.7	1.6
ASTM D4643-00	SOLIDS, PERCENT	%									
Lloyd Kahn	TOTAL ORGANIC CARBON	mg/kg	22400	3200 J	8790 J	6380 J	9740 J	10200 J	59300	13600	9730
SM2540G	SOLIDS, PERCENT	%	51.2	53.1	53.6	49.6	45.4	54.5	58.4	62.6	60.6
SW7471	MERCURY	mg/kg	0.79	76.7 J	66.6 J	48 J	61.5 J	0.16 J	13.1	0.016 J	0.34
SW8260	1,2,3-TRICHLOROBENZENE	ug/kg	2 U	2 U	130 U	9.2 UJ	1.5 J	2.1 U	1.8 U	1.8 U	1.8 U
SW8260	1,2,4-TRICHLOROBENZENE	ug/kg	2 U	2.5	175	16.6 J	1.9 J	2.1 U	1.8 U	1.8 U	1.8 U
SW8260	1,2-DICHLOROBENZENE	ug/kg	2 U	65.5	431	18.1 J	3.7 J	2.1 U	1.8 U	1.8 U	1.8 U
SW8260	1,3,5-TRICHLOROBENZENE	ug/kg	2 U	4.5	1610	71.6 J	5.2 J	2.1 U	1.8 UJ	1.8 U	1.8 U
SW8260	1,3-DICHLOROBENZENE	ug/kg	2 U	20.6	497	35.2 J	3.8 J	5.5	1.8 U	1.8 U	1.8 U
SW8260	1,4-DICHLOROBENZENE	ug/kg	2 U	27.2	189	13.2 J	1.5 J	1 J	1.8 U	1.8 U	1.8 U
SW8260	BENZENE	ug/kg	2 U	7.9	130 U	15.4 J	16.9 J	2.1	1.8 U	5.8	1.8 U
SW8260	CHLOROBENZENE	ug/kg	2 U	42.4	101 J	8.8 J	2.4 J	1.2 J	1.8 U	1.8 U	1.8 U
SW8260	ETHYLBENZENE	ug/kg	2 U	269	2850	280 J	58.5 J	1.3 J	1.8 U	1.8 U	1.8 U
SW8260	NAPHTHALENE	ug/kg	10 U	2.6 J	670 U	12.5 J	2.4 J	10 U	9.1 U	1.8 J	8.8 U
SW8260	O-XYLENE	ug/kg	2 U	838	4340	499 J	149 J	3.7	1.8 U	1.8 U	1.8 U
SW8260	TOLUENE	ug/kg	2 U	12.2	89.5 J	20.8 J	11.8 J	0.65 J	1.8 U	1.8 U	1.8 U
SW8260	XYLENES, M & P	ug/kg	2 U	7470	33200	2930 J	646 J	18.2	1.8 U	1.8 U	1.8 U
SW8260	XYLENES, TOTAL	ug/kg	2 U	8310	37600	3430 J	795 J	21.9	1.8 U	1.8 U	1.8 U
SW9045	pH	S.U.	7.88	9.55	9.31	9.21 J	9 J	8.37	7.33	7.27	7.12

TABLE 8B
SUMMARY OF POREWATER CENTRIFUGE RAW SEDIMENT ANALYTICAL RESULTS

		Location	OL-VC-40310	OL-VC-40311	OL-VC-40311	OL-VC-40311	OL-VC-40311	OL-VC-40311	OL-VC-40312	OL-VC-40312	OL-VC-40312
		Sample Depth	6.00-8.00 Ft	0.00-2.00 Ft	2.00-4.00 Ft	4.00-6.00 Ft	6.00-8.00 Ft	8.00-10.00 Ft	0.00-2.00 Ft	2.00-4.00 Ft	4.00-6.00 Ft
		Field Sample ID	OL-1202-14	OL-1203-01	OL-1203-02	OL-1203-03	OL-1203-04	OL-1203-05	OL-1203-06	OL-1203-07	OL-1203-08
		Sample Date	5/24/2010	5/24/2010	5/24/2010	5/24/2010	5/24/2010	5/24/2010	5/24/2010	5/24/2010	5/24/2010
		SDG	JA47081	JA47315	JA47315	JA47315	JA47315	JA47315	JA47315	JA47315	JA47315
		Matrix	SOIL	SOIL	SOIL	SOIL	SOIL	SOIL	SOIL	SOIL	SOIL
		Sample Purpose	Regular sample	Regular sample	Regular sample	Regular sample	Regular sample	Regular sample	Regular sample	Regular sample	Regular sample
		Sample Type	Pore water	Pore water	Pore water	Pore water	Pore water	Pore water	Pore water	Pore water	Pore water
Method	Parameter Name	Units									
ASTM D1429-86	SPECIFIC GRAVITY	g/cc	1.6	1.6	1.7	1.6	1.6	1.9	1.6	1.6	1.7
ASTM D4643-00	SOLIDS, PERCENT	%		60.7	63.3	61	60				
Lloyd Kahn	TOTAL ORGANIC CARBON	mg/kg	6730	12700	7930	10200	8240	7340	17400	11900	4340
SM2540G	SOLIDS, PERCENT	%	61.7					79.4	61.9	64.7	64.2
SW7471	MERCURY	mg/kg	0.017 U	0.075	0.019 U	0.019 U	0.018 U	0.02 J	0.041 J	0.017 U	0.018 U
SW8260	1,2,3-TRICHLOROBENZENE	ug/kg	1.8 U	1.8 U	1.6 U	1.7 U	1.8 U	1.4 U	1.6 U	1.6 U	1.6 U
SW8260	1,2,4-TRICHLOROBENZENE	ug/kg	1.8 U	1.8 U	1.6 U	1.7 U	1.8 U	1.4 U	1.6 U	1.6 U	1.6 U
SW8260	1,2-DICHLOROBENZENE	ug/kg	1.8 U	1.8 U	1.6 U	1.7 U	1.8 U	1.4 U	1.6 U	1.6 U	1.6 U
SW8260	1,3,5-TRICHLOROBENZENE	ug/kg	1.8 U	1.8 U	1.6 U	1.7 UJ	1.8 U	1.4 U	1.6 UJ	1.6 U	1.6 U
SW8260	1,3-DICHLOROBENZENE	ug/kg	1.8 U	1.8 U	1.6 U	1.7 U	1.8 U	1.4 U	1.6 U	1.6 U	1.6 U
SW8260	1,4-DICHLOROBENZENE	ug/kg	1.8 U	1.8 U	1.6 U	1.7 U	1.8 U	1.4 U	1.6 U	1.6 U	1.6 U
SW8260	BENZENE	ug/kg	1.8 U	11.5	2.4	46.5	2.3	2.8	124 J	243 J	1.2 J
SW8260	CHLOROBENZENE	ug/kg	1.8 U	1.8 U	1.6 U	1.7 U	1.8 U	1.4 U	1.6 U	1.6 U	1.6 U
SW8260	ETHYLBENZENE	ug/kg	1.8 U	1.8 U	1.6 U	1.7 U	1.8 U	1.4 U	1.6 U	1.6 U	1.6 U
SW8260	NAPHTHALENE	ug/kg	8.8 U	9.2 U	7.9 U	8.5 U	9.1 U	6.8 U	8.2 U	8.2 U	8.1 U
SW8260	O-XYLENE	ug/kg	1.8 U	1.8 U	1.6 U	1.7 U	1.8 U	1.4 U	1.6 U	1.6 U	1.6 U
SW8260	TOLUENE	ug/kg	1.8 U	1.8 U	1.6 U	1.7 U	1.8 U	1.4 U	1.6 U	1.6 U	1.6 U
SW8260	XYLENES, M & P	ug/kg	1.8 U	1.8 U	1.6 U	1.7 U	1.8 U	1.4 U	1.6 U	1.6 U	1.6 U
SW8260	XYLENES, TOTAL	ug/kg	1.8 U	1.8 U	1.6 U	1.7 U	1.8 U	1.4 U	1.6 U	1.6 U	1.6 U
SW9045	pH	S.U.	7.1	7.16	6.93	7.03	7.3	7.23	7.17	6.91	7.1

TABLE 8B
SUMMARY OF POREWATER CENTRIFUGE RAW SEDIMENT ANALYTICAL RESULTS

		Location	OL-VC-40312	OL-VC-40312	OL-VC-60312		OL-VC-60312	OL-VC-60312	OL-VC-60312	OL-VC-60312	OL-VC-60313	OL-VC-60313
		Sample Depth	6.00-8.00 Ft	8.00-10.00 Ft	0.00-2.00 Ft		2.00-4.00 Ft	4.00-6.00 Ft	6.00-8.00 Ft	8.00-10.00 Ft	0.00-2.00 Ft	2.00-4.00 Ft
		Field Sample ID	OL-1203-09	OL-1203-10	OL-1251-01		OL-1251-02	OL-1251-03	OL-1251-04	OL-1251-05	OL-1251-06	OL-1251-07
		Sample Date	5/24/2010	5/24/2010	6/4/2010		6/4/2010	6/4/2010	6/4/2010	6/4/2010	6/4/2010	6/4/2010
		SDG	JA47315	JA47315	JA48331		JA48331	JA48331	JA48331	JA48331	JA48331	JA48331
		Matrix	SOIL	SOIL	SOIL		SOIL	SOIL	SOIL	SOIL	SOIL	SOIL
		Sample Purpose	Regular sample	Regular sample	Regular sample		Regular sample	Regular sample	Regular sample	Regular sample	Regular sample	Regular sample
		Sample Type	Pore water	Pore water	Pore water		Pore water	Pore water	Pore water	Pore water	Pore water	Pore water
Method	Parameter Name	Units										
ASTM D1429-86	SPECIFIC GRAVITY	g/cc	1.7	1.6	1.6		1.7	1.5	1.5	1.6	1.6	1.5
ASTM D4643-00	SOLIDS, PERCENT	%										
Lloyd Kahn	TOTAL ORGANIC CARBON	mg/kg	20600	46400	21200		5680	15600	13100	9660	30300	7790
SM2540G	SOLIDS, PERCENT	%	65.5	63.9	59.5		71.8	60.8	61.6	62.1	57.2	60.7
SW7471	MERCURY	mg/kg	0.017 U	0.018 U	0.12		0.016 J	0.018 U	0.021 J	0.018 U	0.38	0.021 J
SW8260	1,2,3-TRICHLOROBENZENE	ug/kg	1.6 U	1.6 U	1.8	U	1.4 U	1.7 U	1.7 U	1.7 U	1.9 U	1.8 U
SW8260	1,2,4-TRICHLOROBENZENE	ug/kg	1.6 U	1.6 U	1.8	U	1.4 U	1.7 U	1.7 U	1.7 U	1.9 U	1.8 U
SW8260	1,2-DICHLOROBENZENE	ug/kg	1.6 U	1.6 U	1.8	U	1.4 U	1.7 U	1.7 U	1.7 U	1.9 U	1.8 U
SW8260	1,3,5-TRICHLOROBENZENE	ug/kg	1.6 U	1.6 U	1.8	U	1.4 U	1.7 UJ	1.7 U	1.7 U	1.9 U	1.8 U
SW8260	1,3-DICHLOROBENZENE	ug/kg	1.6 U	1.6 U	1.8	U	1.4 U	1.7 U	1.7 U	1.7 U	1.9 U	1.8 U
SW8260	1,4-DICHLOROBENZENE	ug/kg	1.6 U	1.6 U	1.8	U	1.4 U	1.7 U	1.7 U	1.7 U	1.9 U	1.8 U
SW8260	BENZENE	ug/kg	0.76 J	1.6 U	1.8	U	1.4 U	1.7 U	1.7 U	1.7 U	1.9 U	1.8 U
SW8260	CHLOROBENZENE	ug/kg	1.6 U	1.6 U	1.8	U	1.4 U	1.7 U	1.7 U	1.7 U	1.9 U	1.8 U
SW8260	ETHYLBENZENE	ug/kg	1.6 U	1.6 U	1.8	U	1.4 U	1.7 U	1.7 U	1.7 U	9.2	3.6
SW8260	NAPHTHALENE	ug/kg	7.8 U	7.8 U	3	J	6.1 J	8.7 U	8.5 U	8.4 U	137	81.4
SW8260	O-XYLENE	ug/kg	1.6 U	1.6 U	2.5		1.4 U	1.7 U	1.7 U	1.7 U	6.5	2.3
SW8260	TOLUENE	ug/kg	1.6 U	1.6 U	1.8	U	1.4 U	0.57 J	1.7 U	1.7 U	1.4 J	1 J
SW8260	XYLENES, M & P	ug/kg	1.6 U	1.6 U	1.8	U	1.4 U	1.7 U	1.7 U	1.7 U	6.6	2.7
SW8260	XYLENES, TOTAL	ug/kg	1.6 U	1.6 U	3.1		1.4 U	1.7 U	1.7 U	1.7 U	13	5
SW9045	pH	S.U.	7.05	7.12	7.77		8.07	7.87	7.63	7.52	7.6	7.65

TABLE 8B
SUMMARY OF POREWATER CENTRIFUGE RAW SEDIMENT ANALYTICAL RESULTS

		Location	OL-VC-60313	OL-VC-60313	OL-VC-60313	OL-VC-60314	OL-VC-60314	OL-VC-60314	OL-VC-60314	OL-VC-60314	OL-VC-60314
		Sample Depth	4.00-6.00 Ft	6.00-8.00 Ft	8.00-10.00 Ft	0.00-2.00 Ft	0.00-2.00 Ft	2.00-4.00 Ft	4.00-6.00 Ft	6.00-8.00 Ft	8.00-10.00 Ft
		Field Sample ID	OL-1251-08	OL-1251-09	OL-1251-10	OL-1268-18	OL-1070-16	OL-1070-17	OL-1070-18	OL-1070-19	OL-1070-20
		Sample Date	6/4/2010	6/4/2010	6/4/2010	6/8/2010	5/12/2010	5/12/2010	5/12/2010	5/12/2010	5/12/2010
		SDG	JA48331	JA48331	JA48331	JA48494	JA46550	JA46550	JA46550	JA46550	JA46550
		Matrix	SOIL	SOIL	SOIL	SOIL	SOIL	SOIL	SOIL	SOIL	SOIL
		Sample Purpose	Regular sample	Regular sample	Regular sample	Regular sample	Regular sample	Regular sample	Regular sample	Regular sample	Regular sample
		Sample Type	Pore water	Pore water	Pore water	Pore water	Pore water	Pore water	Pore water	Pore water	Pore water
Method	Parameter Name	Units									
ASTM D1429-86	SPECIFIC GRAVITY	g/cc	1.5	1.6	1.6	1.7	1.5	1.5	1.5	1.5	1.4
ASTM D4643-00	SOLIDS, PERCENT	%									
Lloyd Kahn	TOTAL ORGANIC CARBON	mg/kg	9740	7350	8840	2930	7080	12400	10800	16600	14700
SM2540G	SOLIDS, PERCENT	%	53.4	64.2	61.2	70.7	57.9	58	52.2	54.1	51.5
SW7471	MERCURY	mg/kg	0.021 U	0.017 U	0.017 U	0.091	0.018 U	0.018 U	0.021 U	0.021 U	0.085
SW8260	1,2,3-TRICHLOROBENZENE	ug/kg	2.1 U	1.4 U	1.8 U	1.5 U	1.9 U	1.8 U	2.1 U	2 U	2 U
SW8260	1,2,4-TRICHLOROBENZENE	ug/kg	2.1 U	1.4 U	1.8 U	1.5 U	1.9 U	1.8 U	2.1 U	2 U	2 U
SW8260	1,2-DICHLOROBENZENE	ug/kg	2.1 U	1.4 U	1.8 U	1.5 U	1.9 U	1.8 U	2.1 U	2 U	2 U
SW8260	1,3,5-TRICHLOROBENZENE	ug/kg	2.1 U	1.4 U	1.8 U	1.5 U	1.9 U	1.8 U	2.1 U	2 U	2 UJ
SW8260	1,3-DICHLOROBENZENE	ug/kg	2.1 U	1.4 U	1.8 U	1.5 U	1.9 U	1.8 U	2.1 U	2 U	2 U
SW8260	1,4-DICHLOROBENZENE	ug/kg	2.1 U	1.4 U	1.8 U	1.5 U	1.9 U	1.8 U	2.1 U	2 U	2 U
SW8260	BENZENE	ug/kg	2.1 U	1.4 U	1.8 U	1.5 U	1.9 U	1.8 U	2.1 U	2 U	2 U
SW8260	CHLOROBENZENE	ug/kg	2.1 U	1.4 U	1.8 U	1.5 U	1.9 U	1.8 U	2.1 U	2 U	2 U
SW8260	ETHYLBENZENE	ug/kg	2.1 U	1.4 U	1.8 U	1.5 U	1.9 U	1.8 U	2.1 U	2 U	2 U
SW8260	NAPHTHALENE	ug/kg	10 U	7 U	9.1 U	7.5 U	9.4 U	9.2 U	10 U	9.8 U	9.9 U
SW8260	O-XYLENE	ug/kg	2.1 U	1.4 U	1.8 U	1.5 U	1.9 U	1.8 U	2.1 U	2 U	2 U
SW8260	TOLUENE	ug/kg	0.69 J	0.52 J	0.67 J	0.52 J	1.9 U	1.8 U	2.1 U	2 U	2 U
SW8260	XYLENES, M & P	ug/kg	2.1 U	1.4 U	1.8 U	1.5 U	1.9 U	1.8 U	2.1 U	2 U	2 U
SW8260	XYLENES, TOTAL	ug/kg	2.1 U	1.4 U	1.8 U	1.5 U	1.9 U	1.8 U	2.1 U	2 U	2 U
SW9045	pH	S.U.	7.07	7.46	4.01	8.04	7.21	7.49	7.14	7.21	7.44

TABLE 8B
SUMMARY OF POREWATER CENTRIFUGE RAW SEDIMENT ANALYTICAL RESULTS

		Location	OL-VC-60315	OL-VC-60315	OL-VC-60315	OL-VC-60315	OL-VC-60315	OL-VC-60316	OL-VC-60316	OL-VC-60316	OL-VC-60316
		Sample Depth	0.00-2.00 Ft	2.00-4.00 Ft	4.00-6.00 Ft	6.00-8.00 Ft	8.00-9.40 Ft	0.00-2.00 Ft	2.00-4.00 Ft	4.00-6.00 Ft	6.00-8.00 Ft
		Field Sample ID	OL-1077-01	OL-1077-02	OL-1077-03	OL-1077-04	OL-1077-05	OL-1073-16	OL-1073-17	OL-1073-18	OL-1073-19
		Sample Date	5/20/2010	5/20/2010	5/20/2010	5/20/2010	5/20/2010	5/18/2010	5/18/2010	5/18/2010	5/18/2010
		SDG	JA46717	JA46717	JA46717	JA46717	JA46717	JA46716	JA46716	JA46716	JA46716
		Matrix	SOIL	SOIL	SOIL	SOIL	SOIL	SOIL	SOIL	SOIL	SOIL
		Sample Purpose	Regular sample	Regular sample	Regular sample	Regular sample	Regular sample	Regular sample	Regular sample	Regular sample	Regular sample
		Sample Type	Pore water	Pore water	Pore water	Pore water	Pore water	Pore water	Pore water	Pore water	Pore water
Method	Parameter Name	Units									
ASTM D1429-86	SPECIFIC GRAVITY	g/cc	1.9	1.7	1.7	1.7	1.6	1.7	1.6	1.5	1.7
ASTM D4643-00	SOLIDS, PERCENT	%									
Lloyd Kahn	TOTAL ORGANIC CARBON	mg/kg	1890	15200	11900	19200	22100	18900 J	14300 J	22600 J	19500 J
SM2540G	SOLIDS, PERCENT	%	78	65.1	67.9	62.1	57.9	64.9	58.3	57	60.6
SW7471	MERCURY	mg/kg	0.013 U	0.017 J	0.015 U	0.018 U	0.019 U	0.13	0.019 U	0.019 U	0.017 U
SW8260	1,2,3-TRICHLOROBENZENE	ug/kg	1.3 U	1.7 U	1.5 U	1.6 U	1.9 U	7 U	1.7 U	1.9 U	1.8 U
SW8260	1,2,4-TRICHLOROBENZENE	ug/kg	1.3 U	1.7 U	1.5 U	1.6 U	1.9 U	7 U	1.7 U	1.9 U	1.8 U
SW8260	1,2-DICHLOROBENZENE	ug/kg	1.3 U	1.7 U	1.5 U	1.6 U	1.9 U	7 U	1.7 U	1.9 U	1.8 U
SW8260	1,3,5-TRICHLOROBENZENE	ug/kg	1.3 U	1.7 UJ	1.5 U	1.6 U	1.9 U	7 U	1.7 U	1.9 U	1.8 U
SW8260	1,3-DICHLOROBENZENE	ug/kg	1.3 U	1.7 U	1.5 U	1.6 U	1.9 U	7 U	1.7 U	1.9 U	1.8 U
SW8260	1,4-DICHLOROBENZENE	ug/kg	1.3 U	1.7 U	1.5 U	1.6 U	1.9 U	7 U	1.7 U	1.9 U	1.8 U
SW8260	BENZENE	ug/kg	1.3 U	1.7 U	1.5 U	1.6 U	1.9 U	7 U	1.7 U	1.9 U	1.8 U
SW8260	CHLOROBENZENE	ug/kg	1.3 U	1.7 U	1.5 U	1.6 U	1.9 U	7 U	1.7 U	1.9 U	1.8 U
SW8260	ETHYLBENZENE	ug/kg	1.3 U	1.7 U	1.5 U	1.6 U	1.9 U	45.1	1.7 U	1.9 U	1.8 U
SW8260	NAPHTHALENE	ug/kg	6.5 U	8.5 U	7.7 U	8.1 U	9.6 U	1410	11.6	9.7 U	9.2 U
SW8260	O-XYLENE	ug/kg	1.3 U	1.7 U	1.5 U	1.6 U	1.9 U	29.4	1.7 U	1.9 U	1.8 U
SW8260	TOLUENE	ug/kg	1.3 U	0.61 J	1.5 U	0.48 J	1.9 U	7 U	1.7 U	1.9 U	1.8 U
SW8260	XYLENES, M & P	ug/kg	1.3 U	1.7 U	1.5 U	1.6 U	1.9 U	3.3 J	1.7 U	1.9 U	1.8 U
SW8260	XYLENES, TOTAL	ug/kg	1.3 U	1.7 U	1.5 U	1.6 U	1.9 U	32.8	1.7 U	1.9 U	1.8 U
SW9045	pH	S.U.	8.01	7.49	7.47	7.26	7.1	7.26	7.08	7.35	7.06

TABLE 8B
SUMMARY OF POREWATER CENTRIFUGE RAW SEDIMENT ANALYTICAL RESULTS

		Location	OL-VC-60316	OL-VC-60317	OL-VC-60317	OL-VC-60317	OL-VC-60317	OL-VC-60317	OL-VC-60318	OL-VC-60318	OL-VC-60318
		Sample Depth	8.00-10.00 Ft	0.00-2.00 Ft	2.00-4.00 Ft	4.00-6.00 Ft	6.00-8.00 Ft	8.00-10.00 Ft	0.00-2.00 Ft	2.00-4.00 Ft	4.00-6.00 Ft
		Field Sample ID	OL-1073-20	OL-1070-06	OL-1070-07	OL-1070-08	OL-1070-09	OL-1070-10	OL-1070-11	OL-1070-12	OL-1070-13
		Sample Date	5/18/2010	5/12/2010	5/12/2010	5/12/2010	5/12/2010	5/12/2010	5/12/2010	5/12/2010	5/12/2010
		SDG	JA46716	JA46550	JA46550	JA46550	JA46550	JA46550	JA46550	JA46550	JA46550
		Matrix	SOIL	SOIL	SOIL	SOIL	SOIL	SOIL	SOIL	SOIL	SOIL
		Sample Purpose	Regular sample	Regular sample	Regular sample	Regular sample	Regular sample	Regular sample	Regular sample	Regular sample	Regular sample
		Sample Type	Pore water	Pore water	Pore water	Pore water	Pore water	Pore water	Pore water	Pore water	Pore water
Method	Parameter Name	Units									
ASTM D1429-86	SPECIFIC GRAVITY	g/cc	1.5	1.3 J	1.4 J	1.5	1.5	1.5	1.4	1.3 J	1.5
ASTM D4643-00	SOLIDS, PERCENT	%									
Lloyd Kahn	TOTAL ORGANIC CARBON	mg/kg	20500 J	63900 J	67300 J	37100	52500	31600	41800	60400 J	45600
SM2540G	SOLIDS, PERCENT	%	56.8	39.2	47.2	56.9	55.1	56.2	56.2	44.9	55.2
SW7471	MERCURY	mg/kg	0.018 U	10.4 J	1.9 J	2.8	4.9	2.1	4.4	10.8 J	2.4
SW8260	1,2,3-TRICHLOROBENZENE	ug/kg	2 U	210 UJ	4.2 UJ	130 U	130 U	130 U	2 U	14 UJ	130 U
SW8260	1,2,4-TRICHLOROBENZENE	ug/kg	2 U	536 J	4.2 UJ	130 U	130 U	130 U	2 U	17.2 J	130 U
SW8260	1,2-DICHLOROBENZENE	ug/kg	2 U	1050 J	2.3 J	130 U	130 U	130 U	11.3	63.4 J	130 U
SW8260	1,3,5-TRICHLOROBENZENE	ug/kg	2 U	533 J	4.2 UJ	130 U	130 U	130 U	2.1	38.5 J	130 U
SW8260	1,3-DICHLOROBENZENE	ug/kg	2 U	519 J	4.2 UJ	130 U	130 U	130 U	9.4	49.1 J	130 U
SW8260	1,4-DICHLOROBENZENE	ug/kg	2 U	2640 J	3.7 J	130 U	130 U	130 U	31	137 J	130 U
SW8260	BENZENE	ug/kg	2 U	178 J	4.9 J	130 U	130 U	130 U	18	150 J	91.5 J
SW8260	CHLOROBENZENE	ug/kg	2 U	2700 J	5.3 J	130 U	130 U	130 U	76.4	715 J	130 U
SW8260	ETHYLBENZENE	ug/kg	2 U	210 UJ	4.2 UJ	66.6 J	220	322	2 U	11.1 J	1050
SW8260	NAPHTHALENE	ug/kg	9.8 U	166 J	18.7 J	10100	14500	19400	3.1 J	394 J	114000
SW8260	O-XYLENE	ug/kg	2 U	392 J	25.7 J	140	207	279	2.7	209 J	823
SW8260	TOLUENE	ug/kg	2 U	210 UJ	4.2 UJ	100 J	176	112 J	1.3 J	23.7 J	148
SW8260	XYLENES, M & P	ug/kg	2 U	574 J	6.6 J	75.4 J	258	406	3.2	102 J	447
SW8260	XYLENES, TOTAL	ug/kg	2 U	966 J	32.3 J	216	464	685	5.9	310 J	1270
SW9045	pH	S.U.	7.21	7.65 J	7.27 J	7.82	7.64	7.75	7.62	7.8 J	7.79

TABLE 8B
SUMMARY OF POREWATER CENTRIFUGE RAW SEDIMENT ANALYTICAL RESULTS

		Location	OL-VC-60318	OL-VC-60318
		Sample Depth	6.00-8.00 Ft	8.00-10.00 Ft
		Field Sample ID	OL-1070-14	OL-1070-15
		Sample Date	5/12/2010	5/12/2010
		SDG	JA46550	JA46550
		Matrix	SOIL	SOIL
		Sample Purpose	Regular sample	Regular sample
		Sample Type	Pore water	Pore water
Method	Parameter Name	Units		
ASTM D1429-86	SPECIFIC GRAVITY	g/cc	1.5	1.4
ASTM D4643-00	SOLIDS, PERCENT	%		
Lloyd Kahn	TOTAL ORGANIC CARBON	mg/kg	49800	56500
SM2540G	SOLIDS, PERCENT	%	55.5	50.1
SW7471	MERCURY	mg/kg	4.9	1.6
SW8260	1,2,3-TRICHLOROBENZENE	ug/kg	130 U	150 U
SW8260	1,2,4-TRICHLOROBENZENE	ug/kg	130 U	150 U
SW8260	1,2-DICHLOROBENZENE	ug/kg	130 U	150 U
SW8260	1,3,5-TRICHLOROBENZENE	ug/kg	130 U	150 U
SW8260	1,3-DICHLOROBENZENE	ug/kg	130 U	150 U
SW8260	1,4-DICHLOROBENZENE	ug/kg	130 U	150 U
SW8260	BENZENE	ug/kg	130 U	150 U
SW8260	CHLOROBENZENE	ug/kg	130 U	150 U
SW8260	ETHYLBENZENE	ug/kg	265	163
SW8260	NAPHTHALENE	ug/kg	17500	12600
SW8260	O-XYLENE	ug/kg	258	137 J
SW8260	TOLUENE	ug/kg	129 J	78.2 J
SW8260	XYLENES, M & P	ug/kg	294	199
SW8260	XYLENES, TOTAL	ug/kg	552	335
SW9045	pH	S.U.	7.53	7.54

TABLE 8B
SUMMARY OF POREWATER CENTRIFUGE RAW SEDIMENT ANALYTICAL RESULTS

		Location	OL-VC-60319	OL-VC-60319	OL-VC-60319	OL-VC-60319	OL-VC-60319	OL-VC-60319	OL-VC-60320	OL-VC-60320	OL-VC-60320
		Sample Depth	0.00-2.00 Ft	0.00-2.00 Ft	2.00-4.00 Ft	4.00-6.00 Ft	6.00-8.00 Ft	8.00-10.00 Ft	0.00-2.00 Ft	2.00-4.00 Ft	4.00-6.00 Ft
		Field Sample ID	OL-1268-19	OL-1071-16	OL-1071-17	OL-1071-18	OL-1071-19	OL-1071-20	OL-1072-01	OL-1072-02	OL-1072-03
		Sample Date	6/8/2010	5/13/2010	5/13/2010	5/13/2010	5/13/2010	5/13/2010	5/13/2010	5/13/2010	5/13/2010
		SDG	JA48494	JA46551	JA46551	JA46551	JA46551	JA46551	JA46549	JA46549	JA46549
		Matrix	SOIL	SOIL	SOIL	SOIL	SOIL	SOIL	SOIL	SOIL	SOIL
		Sample Purpose	Regular sample	Regular sample	Regular sample	Regular sample	Regular sample	Regular sample	Regular sample	Regular sample	Regular sample
		Sample Type	Pore water	Pore water	Pore water	Pore water	Pore water	Pore water	Pore water	Pore water	Pore water
Method	Parameter Name	Units									
ASTM D1429-86	SPECIFIC GRAVITY	g/cc	1.8	1.4	1.6	1.6	1.6	1.5	1.4	1.5	1.5
ASTM D4643-00	SOLIDS, PERCENT	%									
Lloyd Kahn	TOTAL ORGANIC CARBON	mg/kg	8340	53400	16700	14700	23500	24300	46300	30700	29900
SM2540G	SOLIDS, PERCENT	%	73.4	56.5	60.4	61.2	56.4	56.4	50.6	60.1	56.9
SW7471	MERCURY	mg/kg	0.056	0.085	0.19	0.052	0.022 J	0.018 U	3.9	1.3	1.1
SW8260	1,2,3-TRICHLOROBENZENE	ug/kg	1.4 U	3.5 U	1.8 U	1.8 U	2 U	2 U	140 U	120 U	120 U
SW8260	1,2,4-TRICHLOROBENZENE	ug/kg	1.4 U	3.5 U	1.8 U	1.8 U	2 U	2 U	140 U	120 U	120 U
SW8260	1,2-DICHLOROBENZENE	ug/kg	1.4 U	3.5 U	1.8 U	1.8 U	2 U	2 U	50.4 J	120 U	120 U
SW8260	1,3,5-TRICHLOROBENZENE	ug/kg	1.4 U	3.5 U	1.8 U	1.8 UJ	2 U	2 U	140 U	120 U	120 U
SW8260	1,3-DICHLOROBENZENE	ug/kg	1.4 U	3.5 U	1.8 U	1.8 U	2 U	2 U	140 U	120 U	120 U
SW8260	1,4-DICHLOROBENZENE	ug/kg	1.4 U	3.5 U	1.8 U	1.8 U	2 U	2 U	86.9 J	120 U	120 U
SW8260	BENZENE	ug/kg	1.4 U	3.5 U	1.8 U	1.8 U	2 U	2 U	140 U	120 U	120 U
SW8260	CHLOROBENZENE	ug/kg	1.4 U	3.5 U	1.8 U	1.8 U	2 U	2 U	140 U	120 U	120 U
SW8260	ETHYLBENZENE	ug/kg	1.4 U	3.5 U	1.8 U	1.8 U	2 U	2 U	140 U	171	121
SW8260	NAPHTHALENE	ug/kg	2 J	89	1.7 J	9.1 U	9.9 U	10 U	352 J	3490	3760
SW8260	O-XYLENE	ug/kg	1.4 U	1.9 J	1.8 U	1.8 U	2 U	2 U	84 J	313	237
SW8260	TOLUENE	ug/kg	0.69 J	3.5 U	1.8 U	1.8 U	2 U	2 U	144	68.7 J	120 U
SW8260	XYLENES, M & P	ug/kg	1.4 U	3.5 U	1.8 U	1.8 U	2 U	2 U	101 J	465	221
SW8260	XYLENES, TOTAL	ug/kg	1.4 U	2.9 J	1.8 U	1.8 U	2 U	2 U	185	778	458
SW9045	pH	S.U.	7.61	7.46	7.24	7.56	7.28	7.25	7.44	7.07	7.78

TABLE 8B
SUMMARY OF POREWATER CENTRIFUGE RAW SEDIMENT ANALYTICAL RESULTS

		Location	OL-VC-60320	OL-VC-60320	OL-VC-60321	OL-VC-60321	OL-VC-60321	OL-VC-60321	OL-VC-60321	OL-VC-60322	OL-VC-60322
		Sample Depth	6.00-8.00 Ft	8.00-10.00 Ft	0.00-2.00 Ft	2.00-4.00 Ft	4.00-6.00 Ft	6.00-8.00 Ft	8.00-10.00 Ft	0.00-2.00 Ft	2.00-4.00 Ft
		Field Sample ID	OL-1072-04	OL-1072-05	OL-1071-01	OL-1071-02	OL-1071-03	OL-1071-04	OL-1071-05	OL-1071-06	OL-1071-07
		Sample Date	5/13/2010	5/13/2010	5/12/2010	5/12/2010	5/12/2010	5/12/2010	5/12/2010	5/12/2010	5/12/2010
		SDG	JA46549	JA46549	JA46551	JA46551	JA46551	JA46551	JA46551	JA46551	JA46551
		Matrix	SOIL	SOIL	SOIL	SOIL	SOIL	SOIL	SOIL	SOIL	SOIL
		Sample Purpose	Regular sample	Regular sample	Regular sample	Regular sample	Regular sample	Regular sample	Regular sample	Regular sample	Regular sample
		Sample Type	Pore water	Pore water	Pore water	Pore water	Pore water	Pore water	Pore water	Pore water	Pore water
Method	Parameter Name	Units									
ASTM D1429-86	SPECIFIC GRAVITY	g/cc	1.5	1.5	1.3 J	1.5	1.5	1.5	1.4 J	1.4 J	1.3 J
ASTM D4643-00	SOLIDS, PERCENT	%									
Lloyd Kahn	TOTAL ORGANIC CARBON	mg/kg	41300	20200	47800 J	51200	35700	54100	59500 J	35100 J	77600 J
SM2540G	SOLIDS, PERCENT	%	56	61	43.6	50.6	54.3	54.7	49.9	47.9	42.5
SW7471	MERCURY	mg/kg	1.8	1	2.4 J	1.9	1.9	2.3	4.7 J	1.5 J	6.5 J
SW8260	1,2,3-TRICHLOROBENZENE	ug/kg	1.9 U	1.7 U	2.7 UJ	2.4 U	130 U	130 U	150 UJ	2.3 UJ	180 UJ
SW8260	1,2,4-TRICHLOROBENZENE	ug/kg	1.9 U	1.7 U	2.7 UJ	2.4 U	130 U	130 U	150 UJ	2.3 UJ	240 J
SW8260	1,2-DICHLOROBENZENE	ug/kg	1.9 U	1.7 U	42.9 J	5.4	130 U	130 U	150 UJ	7.2 J	601 J
SW8260	1,3,5-TRICHLOROBENZENE	ug/kg	1.9 U	1.7 U	9 J	1.2 J	130 U	130 U	150 UJ	1.5 J	229 J
SW8260	1,3-DICHLOROBENZENE	ug/kg	1.9 U	1.7 U	35.9 J	4.2	130 U	130 U	150 UJ	8.5 J	438 J
SW8260	1,4-DICHLOROBENZENE	ug/kg	1.9 U	1.7 U	111 J	8.4	48.3 J	130 U	150 UJ	25.8 J	2050 J
SW8260	BENZENE	ug/kg	1.9 U	1.7 U	12.5 J	9.4	85.7 J	74.3 J	111 J	3 J	217 J
SW8260	CHLOROBENZENE	ug/kg	1.9 U	1.7 U	154 J	36.9	130 U	52.4 J	150 UJ	49.5 J	2580 J
SW8260	ETHYLBENZENE	ug/kg	12.7	19.4	1.5 J	1 J	1070	1380	361 J	2.3 UJ	180 UJ
SW8260	NAPHTHALENE	ug/kg	223	895	17.1 J	91.2	19600	125000	16400 J	3.3 J	675 J
SW8260	O-XYLENE	ug/kg	8.8	18.1	8.8 J	17.1	599	897	177 J	3.9 J	907 J
SW8260	TOLUENE	ug/kg	1.1 J	3.1	1.9 J	2.4	183	231	418 J	2.3 UJ	157 J
SW8260	XYLENES, M & P	ug/kg	6.2	14.7	15.7 J	8.4	443	1340	276 J	1.6 J	1360 J
SW8260	XYLENES, TOTAL	ug/kg	15	32.8	24.5 J	25.4	1040	2230	453 J	5.5 J	2270 J
SW9045	pH	S.U.	7.76	7.51	7.68 J	7.69	7.66	7.61	7.43 J	7.48 J	7.5 J

TABLE 8B
SUMMARY OF POREWATER CENTRIFUGE RAW SEDIMENT ANALYTICAL RESULTS

		Location	OL-VC-60322	OL-VC-60322	OL-VC-60322	OL-VC-60323	OL-VC-60323	OL-VC-60323	OL-VC-60323	OL-VC-60323	OL-VC-60324
		Sample Depth	4.00-6.00 Ft	6.00-8.00 Ft	8.00-10.00 Ft	0.00-2.00 Ft	2.00-4.00 Ft	4.00-6.00 Ft	6.00-8.00 Ft	8.00-10.00 Ft	0.00-2.00 Ft
		Field Sample ID	OL-1071-08	OL-1071-09	OL-1071-10	OL-1071-11	OL-1071-12	OL-1071-13	OL-1071-14	OL-1071-15	OL-1072-06
		Sample Date	5/12/2010	5/12/2010	5/12/2010	5/12/2010	5/12/2010	5/12/2010	5/12/2010	5/12/2010	5/13/2010
		SDG	JA46551	JA46551	JA46551	JA46551	JA46551	JA46551	JA46551	JA46551	JA46549
		Matrix	SOIL	SOIL	SOIL	SOIL	SOIL	SOIL	SOIL	SOIL	SOIL
		Sample Purpose	Regular sample	Regular sample	Regular sample	Regular sample	Regular sample	Regular sample	Regular sample	Regular sample	Regular sample
		Sample Type	Pore water	Pore water	Pore water	Pore water	Pore water	Pore water	Pore water	Pore water	Pore water
Method	Parameter Name	Units									
ASTM D1429-86	SPECIFIC GRAVITY	g/cc	1.4 J	1.4 J	1.3	1.4 J	1.3 J	1.5 J	1.5	1.4	1.3 J
ASTM D4643-00	SOLIDS, PERCENT	%									
Lloyd Kahn	TOTAL ORGANIC CARBON	mg/kg	75600 J	55200 J	43700	75800 J	69300 J	67300 J	76100	39400	78400 J
SM2540G	SOLIDS, PERCENT	%	45.2	48.2	50.1	37.7	45.9	47.3	52.6	51.2	39.7
SW7471	MERCURY	mg/kg	26.6 J	1.9 J	1.7	12.5 J	15.2 J	1.6 J	2.5	2	6.6 J
SW8260	1,2,3-TRICHLOROBENZENE	ug/kg	2.5 UJ	160 UJ	150 U	210 UJ	170 UJ	160 UJ	140 U	150 U	200 UJ
SW8260	1,2,4-TRICHLOROBENZENE	ug/kg	2.5 UJ	160 UJ	150 U	122 J	170 UJ	160 UJ	140 U	150 U	91.8 J
SW8260	1,2-DICHLOROBENZENE	ug/kg	8.9 J	51.1 J	150 U	564 J	155 J	160 UJ	81.1 J	150 U	441 J
SW8260	1,3,5-TRICHLOROBENZENE	ug/kg	4.9 J	160 UJ	150 U	186 J	170 UJ	160 UJ	140 U	150 U	196 J
SW8260	1,3-DICHLOROBENZENE	ug/kg	7.7 J	160 UJ	150 U	393 J	133 J	160 UJ	140 U	150 U	508 J
SW8260	1,4-DICHLOROBENZENE	ug/kg	29 J	132 J	150 U	1790 J	615 J	71.4 J	141	150 U	1380 J
SW8260	BENZENE	ug/kg	10.1 J	112 J	150 U	156 J	170 J	107 J	141	65.5 J	150 J
SW8260	CHLOROBENZENE	ug/kg	19.1 J	160 UJ	150 U	1440 J	255 J	160 UJ	47.1 J	150 U	1080 J
SW8260	ETHYLBENZENE	ug/kg	0.99 J	1200 J	2370	210 UJ	71.9 J	75.6 J	12300	2850	84.7 J
SW8260	NAPHTHALENE	ug/kg	3.5 J	4180 J	57800	266 J	786 J	1630 J	203000	76200	7890 J
SW8260	O-XYLENE	ug/kg	16.8 J	1300 J	1360	460 J	708 J	710 J	6470	1510	614 J
SW8260	TOLUENE	ug/kg	1.7 J	329 J	175	164 J	193 J	125 J	718	159	110 J
SW8260	XYLENES, M & P	ug/kg	15.9 J	686 J	2150	540 J	440 J	217 J	10200	2540	1080 J
SW8260	XYLENES, TOTAL	ug/kg	32.7 J	1990 J	3510	1000 J	1150 J	926 J	16700	4060	1700 J
SW9045	pH	S.U.	7.61 J	7.43 J	7.57	7.62 J	7.6 J	7.52 J	7.55	7.77	7.53 J

TABLE 8B
SUMMARY OF POREWATER CENTRIFUGE RAW SEDIMENT ANALYTICAL RESULTS

		Location	OL-VC-60324	OL-VC-60324	OL-VC-60324	OL-VC-60324	OL-VC-60325	OL-VC-60325	OL-VC-60325	OL-VC-60325	OL-VC-60325
		Sample Depth	2.00-4.00 Ft	4.00-6.00 Ft	6.00-8.00 Ft	8.00-10.00 Ft	0.00-2.00 Ft	2.00-4.00 Ft	4.00-6.00 Ft	6.00-8.00 Ft	8.00-10.00 Ft
		Field Sample ID	OL-1072-07	OL-1072-08	OL-1072-09	OL-1072-10	OL-1073-11	OL-1073-12	OL-1073-13	OL-1073-14	OL-1073-15
		Sample Date	5/13/2010	5/13/2010	5/13/2010	5/13/2010	5/18/2010	5/18/2010	5/18/2010	5/18/2010	5/18/2010
		SDG	JA46549	JA46549	JA46549	JA46549	JA46716	JA46716	JA46716	JA46716	JA46716
		Matrix	SOIL	SOIL	SOIL	SOIL	SOIL	SOIL	SOIL	SOIL	SOIL
		Sample Purpose	Regular sample	Regular sample	Regular sample	Regular sample	Regular sample	Regular sample	Regular sample	Regular sample	Regular sample
		Sample Type	Pore water	Pore water	Pore water	Pore water	Pore water	Pore water	Pore water	Pore water	Pore water
Method	Parameter Name	Units									
ASTM D1429-86	SPECIFIC GRAVITY	g/cc	1.4 J	1.4 J	1.5	1.6	1.3 J	1.3 J	1.3 J	1.4 J	1.4 J
ASTM D4643-00	SOLIDS, PERCENT	%									
Lloyd Kahn	TOTAL ORGANIC CARBON	mg/kg	79600 J	83500 J	49700	11000	39400 J	61000 J	76900 J	62800 J	59600 J
SM2540G	SOLIDS, PERCENT	%	39.8	47.4	54.2	67.5	44.1	42.8	42.8	47.1	46.3
SW7471	MERCURY	mg/kg	16.1 J	3.4 J	2.1	0.19	4.3 J	12.5 J	10.9 J	2.9 J	2.7 J
SW8260	1,2,3-TRICHLOROBENZENE	ug/kg	200 UJ	160 UJ	670 U	98 U	2.8 UJ	2.9 UJ	180 UJ	2.2 UJ	820 UJ
SW8260	1,2,4-TRICHLOROBENZENE	ug/kg	200 UJ	160 UJ	670 U	98 U	2.8 UJ	9.8 J	379 J	2.2 UJ	820 UJ
SW8260	1,2-DICHLOROBENZENE	ug/kg	254 J	52.8 J	670 U	98 U	2.7 J	24.5 J	468 J	2.9 J	820 UJ
SW8260	1,3,5-TRICHLOROBENZENE	ug/kg	200 UJ	160 UJ	670 U	98 U	2.8 UJ	20.8 J	238 J	1.4 J	820 UJ
SW8260	1,3-DICHLOROBENZENE	ug/kg	229 J	160 UJ	670 U	98 U	4.3 J	17 J	213 J	1.4 J	820 UJ
SW8260	1,4-DICHLOROBENZENE	ug/kg	1090 J	124 J	670 U	98 U	18.2 J	54.9 J	1260 J	5.2 J	820 UJ
SW8260	BENZENE	ug/kg	128 J	129 J	670 U	98 U	1.8 J	52.3 J	112 J	9.4 J	820 UJ
SW8260	CHLOROBENZENE	ug/kg	371 J	160 UJ	670 U	98 U	48.6 J	343 J	826 J	8.8 J	820 UJ
SW8260	ETHYLBENZENE	ug/kg	88.2 J	9300 J	25900	1320	2.8 UJ	4.5 J	88.3 J	3 J	4670 J
SW8260	NAPHTHALENE	ug/kg	1040 J	161000 J	333000	48300	5.8 J	9.6 J	273 J	5 J	141000 J
SW8260	O-XYLENE	ug/kg	1000 J	5250 J	13100	722	2.7 J	16.7 J	405 J	16.2 J	2660 J
SW8260	TOLUENE	ug/kg	95.4 J	694 J	2360	73.3 J	0.92 J	8.6 J	58.6 J	0.95 J	270 J
SW8260	XYLENES, M & P	ug/kg	1100 J	4380 J	24000	1250	3.7 J	23.2 J	838 J	5.9 J	4510 J
SW8260	XYLENES, TOTAL	ug/kg	2110 J	9630 J	37100	1970	6.4 J	39.9 J	1240 J	22.1 J	7170 J
SW9045	pH	S.U.	7.47 J	7.48 J	7.77	7.4	7.4 J	7.58 J	7.48 J	7.5 J	7.56 J

TABLE 8B
SUMMARY OF POREWATER CENTRIFUGE RAW SEDIMENT ANALYTICAL RESULTS

		Location	OL-VC-60326	OL-VC-60326	OL-VC-60326	OL-VC-60326	OL-VC-60326	OL-VC-60327	OL-VC-60327	OL-VC-60327	OL-VC-60327
		Sample Depth	0.00-2.00 Ft	2.00-4.00 Ft	4.00-6.00 Ft	6.00-8.00 Ft	8.00-10.00 Ft	0.00-2.00 Ft	2.00-4.00 Ft	4.00-6.00 Ft	6.00-8.00 Ft
		Field Sample ID	OL-1073-01	OL-1073-02	OL-1073-03	OL-1073-04	OL-1073-05	OL-1073-06	OL-1073-07	OL-1073-08	OL-1073-09
		Sample Date	5/17/2010	5/17/2010	5/17/2010	5/17/2010	5/17/2010	5/17/2010	5/17/2010	5/17/2010	5/17/2010
		SDG	JA46716	JA46716	JA46716	JA46716	JA46716	JA46716	JA46716	JA46716	JA46716
		Matrix	SOIL	SOIL	SOIL	SOIL	SOIL	SOIL	SOIL	SOIL	SOIL
		Sample Purpose	Regular sample	Regular sample	Regular sample	Regular sample	Regular sample	Regular sample	Regular sample	Regular sample	Regular sample
		Sample Type	Pore water	Pore water	Pore water	Pore water	Pore water	Pore water	Pore water	Pore water	Pore water
Method	Parameter Name	Units									
ASTM D1429-86	SPECIFIC GRAVITY	g/cc	1.3 J	1.4 J	1.2 J	1.7	1.5	1.2 J	1.4 J	1.3 J	1.4
ASTM D4643-00	SOLIDS, PERCENT	%									
Lloyd Kahn	TOTAL ORGANIC CARBON	mg/kg	32500 J	61300 J	57500 J	56600 J	54400 J	43900 J	46900 J	47700 J	62900 J
SM2540G	SOLIDS, PERCENT	%	37.6	47.9	38.4	60.8	57.7	32.5	47	46.1	50.1
SW7471	MERCURY	mg/kg	2.2 J	13.1 J	38.4 J	1.1	2.9	2.5 J	4.4 J	2.2 J	2.8
SW8260	1,2,3-TRICHLOROBENZENE	ug/kg	3 UJ	160 UJ	12 UJ	110 U	3100 U	3.4 UJ	9.7 UJ	2.3 UJ	1500 U
SW8260	1,2,4-TRICHLOROBENZENE	ug/kg	3 UJ	106 J	13.4 J	110 U	3100 U	3.4 UJ	8.9 J	4.2 J	1500 U
SW8260	1,2-DICHLOROBENZENE	ug/kg	5.6 J	280 J	42.9 J	110 U	3100 U	4.5 J	40.2 J	13.1 J	1500 U
SW8260	1,3,5-TRICHLOROBENZENE	ug/kg	3.8 J	149 J	27.5 J	110 U	3100 U	5.5 J	14.5 J	6.8 J	1500 U
SW8260	1,3-DICHLOROBENZENE	ug/kg	10.2 J	192 J	33.1 J	44 J	3100 U	11.4 J	51.1 J	6.7 J	1500 U
SW8260	1,4-DICHLOROBENZENE	ug/kg	31.2 J	794 J	162 J	143	3100 U	31.5 J	98.6 J	26.6 J	1500 U
SW8260	BENZENE	ug/kg	2.4 J	65.1 J	99.9 J	110 U	3100 U	2.4 J	37.9 J	24.2 J	1500 U
SW8260	CHLOROBENZENE	ug/kg	62.7 J	532 J	90 J	206	3100 U	76.5 J	238 J	24.7 J	1500 U
SW8260	ETHYLBENZENE	ug/kg	1.2 J	160 UJ	52.4 J	959	21400	6.7 J	9.7 J	3.1 J	14400
SW8260	NAPHTHALENE	ug/kg	9.2 J	125 J	47.5 J	17000	411000	60.1 J	85.5 J	9.6 J	242000
SW8260	O-XYLENE	ug/kg	4.7 J	226 J	453 J	552	10300	10.7 J	117 J	87.8 J	7660
SW8260	TOLUENE	ug/kg	1.2 J	160 UJ	14 J	39.3 J	1210 J	1.9 J	11 J	3.5 J	868 J
SW8260	XYLENES, M & P	ug/kg	4.1 J	314 J	289 J	337	15000	11.2 J	177 J	135 J	13100
SW8260	XYLENES, TOTAL	ug/kg	8.7 J	540 J	741 J	889	25300	21.9 J	294 J	223 J	20700
SW9045	pH	S.U.	7.25 J	7.55 J	7.41 J	7.82	7.6	7.45 J	7.47 J	7.59 J	7.61

TABLE 8B
SUMMARY OF POREWATER CENTRIFUGE RAW SEDIMENT ANALYTICAL RESULTS

		Location	OL-VC-60327
		Sample Depth	8.00-10.00 Ft
		Field Sample ID	OL-1073-10
		Sample Date	5/17/2010
		SDG	JA46716
		Matrix	SOIL
		Sample Purpose	Regular sample
		Sample Type	Pore water
Method	Parameter Name	Units	
ASTM D1429-86	SPECIFIC GRAVITY	g/cc	1.6
ASTM D4643-00	SOLIDS, PERCENT	%	
Lloyd Kahn	TOTAL ORGANIC CARBON	mg/kg	38300 J
SM2540G	SOLIDS, PERCENT	%	64.3
SW7471	MERCURY	mg/kg	1.2
SW8260	1,2,3-TRICHLOROBENZENE	ug/kg	520 U
SW8260	1,2,4-TRICHLOROBENZENE	ug/kg	520 U
SW8260	1,2-DICHLOROBENZENE	ug/kg	520 U
SW8260	1,3,5-TRICHLOROBENZENE	ug/kg	520 U
SW8260	1,3-DICHLOROBENZENE	ug/kg	520 U
SW8260	1,4-DICHLOROBENZENE	ug/kg	520 U
SW8260	BENZENE	ug/kg	520 U
SW8260	CHLOROBENZENE	ug/kg	520 U
SW8260	ETHYLBENZENE	ug/kg	8210
SW8260	NAPHTHALENE	ug/kg	181000
SW8260	O-XYLENE	ug/kg	4130
SW8260	TOLUENE	ug/kg	489 J
SW8260	XYLENES, M & P	ug/kg	4620
SW8260	XYLENES, TOTAL	ug/kg	8750
SW9045	pH	S.U.	7.76

TABLE 9
SUMMARY OF GROUNDWATER CENTRIFUGE VIBRACORE ANALYTICAL RESULTS

		Location	OL-VC-20201	OL-VC-20202	OL-VC-20202	OL-VC-20202	OL-VC-20202	OL-VC-20202	OL-VC-20202
		Sample Depth	0.00-0.25 Ft	0.00-0.25 Ft	0.50-0.75 Ft	0.75-1.00 Ft	1.00-1.25 Ft	1.25-1.50 Ft	1.50-1.75 Ft
		Field Sample ID	OL-1219-20	OL-1219-06	OL-1219-08	OL-1219-09	OL-1219-10	OL-1219-11	OL-1219-12
		Sample Date	5/27/2010	5/27/2010	5/27/2010	5/27/2010	5/27/2010	5/27/2010	5/27/2010
		SDG	JA47631	JA47631	JA47631	JA47631	JA47631	JA47631	JA47631
		Matrix	WATER	WATER	WATER	WATER	WATER	WATER	WATER
		Sample Purpose	Regular sample	Regular sample	Regular sample	Regular sample	Regular sample	Regular sample	Regular sample
		Sample Type	Pore water	Pore water	Pore water	Pore water	Pore water	Pore water	Pore water
Method	Parameter Name	Units							
E300.0	CHLORIDE	mg/L	2030	1130	1420	1640	1740	1860	1710
E300.0	SULFATE	mg/L							
E353.2	NITRATE	mg/L							
E353.2	NITROGEN, NITRATE-NITRITE	mg/L							
SM-4500-ClC	CHLORIDE	mg/L							
SM20-4500-HB	pH	S.U.	9.38	8.24	7.96	8.28	8.64	8.74	8.97
SM4500-NO2B	NITRITE	mg/l							
SM4500-PE	PHOSPHORUS, TOTAL ORTHOPHOSPHATE (AS P)	mg/L							
SW6010	CALCIUM	mg/L							
SW6010	IRON	mg/L							
SW6010	MAGNESIUM	mg/L							
SW6010	MANGANESE	mg/L							
SW6010	POTASSIUM	mg/L							
SW6010	SODIUM	mg/L							
SW9050	Conductivity	umhos/cm	7220	4250	5040	5450	5810	6010	5630

TABLE 9
SUMMARY OF GROUNDWATER CENTRIFUGE VIBRACORE ANALYTICAL RESULTS

		Location	OL-VC-20202	OL-VC-20202	OL-VC-20202	OL-VC-20202	OL-VC-20202	OL-VC-20202	OL-VC-20202
		Sample Depth	2.00-2.50 Ft	2.00-2.50 Ft	3.00-3.50 Ft	4.00-4.50 Ft	5.00-5.50 Ft	6.00-6.50 Ft	7.50-8.00 Ft
		Field Sample ID	OL-1219-13	OL-1219-14	OL-1219-15	OL-1219-16	OL-1219-17	OL-1219-18	OL-1219-19
		Sample Date	5/27/2010	5/27/2010	5/27/2010	5/27/2010	5/27/2010	5/27/2010	5/27/2010
		SDG	JA47631	JA47631	JA47631	JA47631	JA47631	JA47631	JA47631
		Matrix	WATER	WATER	WATER	WATER	WATER	WATER	WATER
		Sample Purpose	Regular sample	Field duplicate	Regular sample	Regular sample	Regular sample	Regular sample	Regular sample
		Sample Type	Pore water	Pore water	Pore water	Pore water	Pore water	Pore water	Pore water
Method	Parameter Name	Units							
E300.0	CHLORIDE	mg/L	1740	1760	1840	1970	1910	2440	3170
E300.0	SULFATE	mg/L	135	120	67.6	72.3	98.1	249	271
E353.2	NITRATE	mg/L							
E353.2	NITROGEN, NITRATE-NITRITE	mg/L							
SM-4500-ClC	CHLORIDE	mg/L							
SM20-4500-HB	pH	S.U.	9.24	9.33	9.51	9.46	10.34	11.14	10.94
SM4500-NO2B	NITRITE	mg/l							
SM4500-PE	PHOSPHORUS, TOTAL ORTHOPHOSPHATE (AS P)	mg/L							
SW6010	CALCIUM	mg/L							
SW6010	IRON	mg/L							
SW6010	MAGNESIUM	mg/L							
SW6010	MANGANESE	mg/L							
SW6010	POTASSIUM	mg/L							
SW6010	SODIUM	mg/L							
SW9050	Conductivity	umhos/cm	5860	5980	5570	2850	6230	9320	10600

TABLE 9
SUMMARY OF GROUNDWATER CENTRIFUGE VIBRACORE ANALYTICAL RESULTS

		Location	OL-VC-20203	OL-VC-20203	OL-VC-20203	OL-VC-20203	OL-VC-20203	OL-VC-20203	OL-VC-20203
		Sample Depth	0.00-0.25 Ft	0.25-0.50 Ft	0.50-0.75 Ft	1.50-1.75 Ft	2.00-2.50 Ft	3.00-3.50 Ft	4.00-4.50 Ft
		Field Sample ID	OL-1218-15	OL-1218-16	OL-1218-17	OL-1219-01	OL-1219-02	OL-1219-03	OL-1219-04
		Sample Date	5/27/2010	5/27/2010	5/27/2010	5/27/2010	5/27/2010	5/27/2010	5/27/2010
		SDG	JA47628	JA47628	JA47628	JA47631	JA47631	JA47631	JA47631
		Matrix	WATER	WATER	WATER	WATER	WATER	WATER	WATER
		Sample Purpose	Regular sample	Regular sample	Regular sample	Regular sample	Regular sample	Regular sample	Regular sample
		Sample Type	Pore water	Pore water	Pore water	Pore water	Pore water	Pore water	Pore water
Method	Parameter Name	Units							
E300.0	CHLORIDE	mg/L	3280	3310	3040	12000	15100	16300	16300
E300.0	SULFATE	mg/L					1740	2140	2120
E353.2	NITRATE	mg/L					0.52 U	0.52 U	
E353.2	NITROGEN, NITRATE-NITRITE	mg/L					0.5 U	0.5 U	0.5 U
SM-4500-ClC	CHLORIDE	mg/L							
SM20-4500-HB	pH	S.U.	9.92	9.97	9.73	9.52	8.53	7.55	7.97
SM4500-NO2B	NITRITE	mg/l					0.02 UJ	0.02 UJ	
SM4500-PE	PHOSPHORUS, TOTAL ORTHOPHOSPHATE (AS P)	mg/L					0.22 J	0.5 UJ	
SW6010	CALCIUM	mg/L					650	887	1130
SW6010	IRON	mg/L					6.32	0.663	0.653
SW6010	MAGNESIUM	mg/L					67.2	142	144
SW6010	MANGANESE	mg/L					0.251	0.357	0.446
SW6010	POTASSIUM	mg/L					118	135	140
SW6010	SODIUM	mg/L					5380	9450	9900
SW9050	Conductivity	umhos/cm	10200	10400	9520	3370	42600	46300	45900

TABLE 9
SUMMARY OF GROUNDWATER CENTRIFUGE VIBRACORE ANALYTICAL RESULTS

		Location	OL-VC-20203	OL-VC-20204	OL-VC-20204	OL-VC-20204	OL-VC-20204	OL-VC-20204	OL-VC-20204
		Sample Depth	0.00-4.50 Ft	0.00-0.25 Ft	0.25-0.50 Ft	0.50-0.75 Ft	0.75-1.00 Ft	1.00-1.25 Ft	1.25-1.50 Ft
		Field Sample ID	OL-1219-05	OL-1239-09	OL-1239-10	OL-1239-11	OL-1239-12	OL-1239-13	OL-1239-14
		Sample Date	5/27/2010	6/2/2010	6/2/2010	6/2/2010	6/2/2010	6/2/2010	6/2/2010
		SDG	JA47631	JA48092	JA48092	JA48092	JA48092	JA48092	JA48092
		Matrix	WATER	WATER	WATER	WATER	WATER	WATER	WATER
		Sample Purpose	Regular sample	Regular sample	Regular sample	Regular sample	Regular sample	Regular sample	Regular sample
		Sample Type	Pore water	Pore water	Pore water	Pore water	Pore water	Pore water	Pore water
Method	Parameter Name	Units							
E300.0	CHLORIDE	mg/L		2140	4270	6540	8590	11700	14100
E300.0	SULFATE	mg/L							
E353.2	NITRATE	mg/L							
E353.2	NITROGEN, NITRATE-NITRITE	mg/L							
SM-4500-ClC	CHLORIDE	mg/L							
SM20-4500-HB	pH	S.U.		7.31	7.36	7.29	7.36	7.3	7.26
SM4500-NO2B	NITRITE	mg/l							
SM4500-PE	PHOSPHORUS, TOTAL ORTHOPHOSPHATE (AS P)	mg/L							
SW6010	CALCIUM	mg/L							
SW6010	IRON	mg/L							
SW6010	MAGNESIUM	mg/L							
SW6010	MANGANESE	mg/L							
SW6010	POTASSIUM	mg/L							
SW6010	SODIUM	mg/L							
SW9050	Conductivity	umhos/cm		7220	12900	19000	25400	31800	38900

TABLE 9
SUMMARY OF GROUNDWATER CENTRIFUGE VIBRACORE ANALYTICAL RESULTS

		Location	OL-VC-20204	OL-VC-20204	OL-VC-20204	OL-VC-20204	OL-VC-20204	OL-VC-20204	OL-VC-20204
		Sample Depth	1.50-1.75 Ft	2.00-2.50 Ft	3.00-3.50 Ft	4.00-4.50 Ft	5.00-5.50 Ft	6.00-6.50 Ft	7.50-8.00 Ft
		Field Sample ID	OL-1239-15	OL-1239-16	OL-1239-17	OL-1239-18	OL-1239-19	OL-1239-20	OL-1240-01
		Sample Date	6/2/2010	6/2/2010	6/2/2010	6/2/2010	6/2/2010	6/2/2010	6/2/2010
		SDG	JA48092	JA48092	JA48092	JA48092	JA48092	JA48092	JA48096
		Matrix	WATER	WATER	WATER	WATER	WATER	WATER	WATER
		Sample Purpose	Regular sample	Regular sample	Regular sample	Regular sample	Regular sample	Regular sample	Regular sample
		Sample Type	Pore water	Pore water	Pore water	Pore water	Pore water	Pore water	Pore water
Method	Parameter Name	Units							
E300.0	CHLORIDE	mg/L	16000	21400	30600	36100	39300	45100	52500
E300.0	SULFATE	mg/L		22.4	86.2	547	967	1780	2970
E353.2	NITRATE	mg/L		0.52 U	0.52 U	0.11 J	0.16 J	0.17 J	0.52 U
E353.2	NITROGEN, NITRATE-NITRITE	mg/L		0.5 U	0.041 J	0.11 J	0.16 J	0.17 J	0.041 J
SM-4500-ClC	CHLORIDE	mg/L							
SM20-4500-HB	pH	S.U.	7.15	7.09	7.25	7.39	7.27	7.1	6.97
SM4500-NO2B	NITRITE	mg/l		0.02 U	0.02 U	0.0024 J	0.02 U	0.0024 J	0.02 U
SM4500-PE	PHOSPHORUS, TOTAL ORTHOPHOSPHATE (AS P)	mg/L		3.5 J	5.7 J	4 J	3.4	1.4	1.4
SW6010	CALCIUM	mg/L		452	427	597	627	642	865
SW6010	IRON	mg/L		6.53	3.5	1.67	0.639	0.507	1.16
SW6010	MAGNESIUM	mg/L		484	463	532	349	248	211
SW6010	MANGANESE	mg/L		1.21	0.431	0.301	0.557	0.557	0.655
SW6010	POTASSIUM	mg/L		86.7	54.5	79	75	104	111
SW6010	SODIUM	mg/L		12000	12300	19100	15800	11100	10800
SW9050	Conductivity	umhos/cm	43900	55400	70000	81100	90000	101000	115000

TABLE 9
SUMMARY OF GROUNDWATER CENTRIFUGE VIBRACORE ANALYTICAL RESULTS

		Location	OL-VC-20204	OL-VC-20204A	OL-VC-20204A	OL-VC-20204A	OL-VC-20204A	OL-VC-20204A	OL-VC-20204A
		Sample Depth	9.00-9.50 Ft	0.00-0.25 Ft	0.25-0.50 Ft	0.50-0.75 Ft	0.75-1.00 Ft	1.00-1.25 Ft	1.25-1.50 Ft
		Field Sample ID	OL-1240-02	OL-1240-03	OL-1240-04	OL-1240-05	OL-1240-06	OL-1240-07	OL-1240-08
		Sample Date	6/2/2010	6/2/2010	6/2/2010	6/2/2010	6/2/2010	6/2/2010	6/2/2010
		SDG	JA48096	JA48096	JA48096	JA48096	JA48096	JA48096	JA48096
		Matrix	WATER	WATER	WATER	WATER	WATER	WATER	WATER
		Sample Purpose	Regular sample	Regular sample	Regular sample	Regular sample	Regular sample	Regular sample	Regular sample
		Sample Type	Pore water	Pore water	Pore water	Pore water	Pore water	Pore water	Pore water
Method	Parameter Name	Units							
E300.0	CHLORIDE	mg/L	61500	2560	4330	6340	8780	11800	14800
E300.0	SULFATE	mg/L	3860						
E353.2	NITRATE	mg/L	0.048 J						
E353.2	NITROGEN, NITRATE-NITRITE	mg/L	0.048 J						
SM-4500-ClC	CHLORIDE	mg/L							
SM20-4500-HB	pH	S.U.	6.92	7.26	7.29	7.45	7.38	7.41	7.46
SM4500-NO2B	NITRITE	mg/l	0.02 U						
SM4500-PE	PHOSPHORUS, TOTAL ORTHOPHOSPHATE (AS P)	mg/L	1.4						
SW6010	CALCIUM	mg/L	904						
SW6010	IRON	mg/L	0.348 J						
SW6010	MAGNESIUM	mg/L	202						
SW6010	MANGANESE	mg/L	0.478						
SW6010	POTASSIUM	mg/L	123						
SW6010	SODIUM	mg/L	11600						
SW9050	Conductivity	umhos/cm	130000	8640	13400	19400	24400	32200	38900

TABLE 9
SUMMARY OF GROUNDWATER CENTRIFUGE VIBRACORE ANALYTICAL RESULTS

		Location	OL-VC-20204A	OL-VC-20204A	OL-VC-20204A	OL-VC-20204A	OL-VC-20204A	OL-VC-20204A	OL-VC-20204A
		Sample Depth	1.50-1.75 Ft	2.00-2.50 Ft	2.00-2.50 Ft	3.00-3.50 Ft	4.00-4.50 Ft	5.00-5.50 Ft	6.00-6.50 Ft
		Field Sample ID	OL-1240-09	OL-1240-10	OL-1240-11	OL-1240-12	OL-1240-13	OL-1240-14	OL-1240-15
		Sample Date	6/2/2010	6/2/2010	6/2/2010	6/2/2010	6/2/2010	6/2/2010	6/2/2010
		SDG	JA48096	JA48096	JA48096	JA48096	JA48096	JA48096	JA48096
		Matrix	WATER	WATER	WATER	WATER	WATER	WATER	WATER
		Sample Purpose	Regular sample	Regular sample	Field duplicate	Regular sample	Regular sample	Regular sample	Regular sample
		Sample Type	Pore water	Pore water	Pore water	Pore water	Pore water	Pore water	Pore water
Method	Parameter Name	Units							
E300.0	CHLORIDE	mg/L	17700	20900	21100	29200	35300	39700	44900
E300.0	SULFATE	mg/L		55.2	53.9	174	546	1270	2090
E353.2	NITRATE	mg/L		0.1 J	0.52 U	0.046 J	0.52 U	0.13 J	0.11 J
E353.2	NITROGEN, NITRATE-NITRITE	mg/L		0.11 J	0.5 U	0.062 J	0.5 U	0.13 J	0.11 J
SM-4500-ClC	CHLORIDE	mg/L							
SM20-4500-HB	pH	S.U.	7.29	7.15	7.16	7.44	7.27	7.15	7.07
SM4500-NO2B	NITRITE	mg/l		0.0082 J	0.02 U	0.016 J	0.02 U	0.02 U	0.02 U
SM4500-PE	PHOSPHORUS, TOTAL ORTHOPHOSPHATE (AS P)	mg/L		2.3	1.2	1.3	4.2	2	1.6
SW6010	CALCIUM	mg/L		468	452	486	509	569	707
SW6010	IRON	mg/L		3.8	3.21	9.06	1.14	0.462 J	0.313 J
SW6010	MAGNESIUM	mg/L		423	413	500	332	257	227
SW6010	MANGANESE	mg/L		1.08	1.03	0.442	0.231	0.482	0.525
SW6010	POTASSIUM	mg/L		84.6	81.8	70.8	101	97.5	106
SW6010	SODIUM	mg/L		11600	11000	15500	12300	10900	10800
SW9050	Conductivity	umhos/cm	45100	55200	54200	73100	81500	88500	99900

TABLE 9
SUMMARY OF GROUNDWATER CENTRIFUGE VIBRACORE ANALYTICAL RESULTS

		Location	OL-VC-20204A	OL-VC-20204A	OL-VC-20205	OL-VC-20205	OL-VC-20205	OL-VC-20205	OL-VC-20205
		Sample Depth	7.50-8.00 Ft	9.00-9.50 Ft	0.00-0.25 Ft	0.25-0.50 Ft	0.50-0.75 Ft	0.75-1.00 Ft	1.00-1.25 Ft
		Field Sample ID	OL-1240-16	OL-1240-17	OL-1212-10	OL-1212-11	OL-1212-12	OL-1212-13	OL-1212-14
		Sample Date	6/2/2010	6/2/2010	5/26/2010	5/26/2010	5/26/2010	5/26/2010	5/26/2010
		SDG	JA48096	JA48096	JA47528	JA47528	JA47528	JA47528	JA47528
		Matrix	WATER	WATER	WATER	WATER	WATER	WATER	WATER
		Sample Purpose	Regular sample	Regular sample	Regular sample	Regular sample	Regular sample	Regular sample	Regular sample
		Sample Type	Pore water	Pore water	Pore water	Pore water	Pore water	Pore water	Pore water
Method	Parameter Name	Units							
E300.0	CHLORIDE	mg/L	54900	64100	2480	5200	8750	11600	16100
E300.0	SULFATE	mg/L	3200	4160					
E353.2	NITRATE	mg/L	0.064 J	0.17 J					
E353.2	NITROGEN, NITRATE-NITRITE	mg/L	0.064 J	0.17 J					
SM-4500-ClC	CHLORIDE	mg/L							
SM20-4500-HB	pH	S.U.	6.91	6.86	7.37	7.41	7.31	7.57	7.34
SM4500-NO2B	NITRITE	mg/l	0.02 U	0.02 U					
SM4500-PE	PHOSPHORUS, TOTAL ORTHOPHOSPHATE (AS P)	mg/L	1.8	0.74					
SW6010	CALCIUM	mg/L	872	784					
SW6010	IRON	mg/L	0.417 J	0.277 J					
SW6010	MAGNESIUM	mg/L	214	174					
SW6010	MANGANESE	mg/L	0.539	0.42					
SW6010	POTASSIUM	mg/L	121	99.4					
SW6010	SODIUM	mg/L	11800	8560					
SW9050	Conductivity	umhos/cm	117000	130000	8120	15600	25400	32200	42200

TABLE 9
SUMMARY OF GROUNDWATER CENTRIFUGE VIBRACORE ANALYTICAL RESULTS

		Location	OL-VC-20205	OL-VC-20205	OL-VC-20205	OL-VC-20205	OL-VC-20205	OL-VC-20205	OL-VC-20205
		Sample Depth	1.25-1.50 Ft	1.50-1.75 Ft	2.00-2.50 Ft	3.00-3.50 Ft	4.00-4.50 Ft	5.00-5.50 Ft	6.00-6.50 Ft
		Field Sample ID	OL-1212-15	OL-1212-16	OL-1212-17	OL-1212-18	OL-1212-19	OL-1212-20	OL-1214-01
		Sample Date	5/26/2010	5/26/2010	5/26/2010	5/26/2010	5/26/2010	5/26/2010	5/26/2010
		SDG	JA47528	JA47528	JA47528	JA47528	JA47528	JA47528	JA47529
		Matrix	WATER	WATER	WATER	WATER	WATER	WATER	WATER
		Sample Purpose	Regular sample	Regular sample	Regular sample	Regular sample	Regular sample	Regular sample	Regular sample
		Sample Type	Pore water	Pore water	Pore water	Pore water	Pore water	Pore water	Pore water
Method	Parameter Name	Units							
E300.0	CHLORIDE	mg/L	18400	20600	26100	34300	41900	48900	53700
E300.0	SULFATE	mg/L			157	683	1430	2270	2860
E353.2	NITRATE	mg/L			0.52 U	0.076 J	0.52 U		
E353.2	NITROGEN, NITRATE-NITRITE	mg/L			0.5 U	0.081 J	0.5 U	0.5 U	0.5 U
SM-4500-ClC	CHLORIDE	mg/L							
SM20-4500-HB	pH	S.U.	7.49	7.29	7.32	7.14	7.18	7.08	7.16
SM4500-NO2B	NITRITE	mg/l			0.02 UJ	0.0054 J	0.02 UJ		
SM4500-PE	PHOSPHORUS, TOTAL ORTHOPHOSPHATE (AS P)	mg/L			4.1 J	2.7 J	2.1 J		
SW6010	CALCIUM	mg/L			579	747	1100	1220	1360
SW6010	IRON	mg/L			4.02	7.05	0.993	0.447	0.124 J
SW6010	MAGNESIUM	mg/L			300	328	316	285	268
SW6010	MANGANESE	mg/L			0.461	0.397	0.53	1.09	1.42
SW6010	POTASSIUM	mg/L			94.9	134	169	201	171
SW6010	SODIUM	mg/L			14100	21400	25500	27400	28800
SW9050	Conductivity	umhos/cm	46200	52200	67100	83300	96800	114000	120000

TABLE 9
SUMMARY OF GROUNDWATER CENTRIFUGE VIBRACORE ANALYTICAL RESULTS

		Location	OL-VC-20205	OL-VC-20205	OL-VC-20205	OL-VC-30176	OL-VC-30176	OL-VC-30176	OL-VC-30176
		Sample Depth	6.00-6.50 Ft	7.50-8.00 Ft	9.00-9.50 Ft	0.00-0.25 Ft	0.25-0.50 Ft	0.50-0.75 Ft	0.75-1.00 Ft
		Field Sample ID	OL-1214-02	OL-1214-03	OL-1214-04	OL-1263-12	OL-1263-13	OL-1263-14	OL-1263-15
		Sample Date	5/26/2010	5/26/2010	5/26/2010	6/7/2010	6/7/2010	6/7/2010	6/7/2010
		SDG	JA47529	JA47529	JA47529	JA48379	JA48379	JA48379	JA48379
		Matrix	WATER	WATER	WATER	WATER	WATER	WATER	WATER
		Sample Purpose	Field duplicate	Regular sample	Regular sample	Regular sample	Regular sample	Regular sample	Regular sample
		Sample Type	Pore water	Pore water	Pore water	Pore water	Pore water	Pore water	Pore water
Method	Parameter Name	Units							
E300.0	CHLORIDE	mg/L	55400	63100	71100				
E300.0	SULFATE	mg/L	3000	3610	4030				
E353.2	NITRATE	mg/L		0.52 U					
E353.2	NITROGEN, NITRATE-NITRITE	mg/L	0.5 U	0.5 U	0.5 U				
SM-4500-ClC	CHLORIDE	mg/L				2100	3390	3720	3760
SM20-4500-HB	pH	S.U.	7.09	7.06	7.01	10.08	11.42	11.64	11.67
SM4500-NO2B	NITRITE	mg/l		0.0024 J					
SM4500-PE	PHOSPHORUS, TOTAL ORTHOPHOSPHATE (AS P)	mg/L							
SW6010	CALCIUM	mg/L	1400	1570	1790				
SW6010	IRON	mg/L	0.289 J	0.604	0.633				
SW6010	MAGNESIUM	mg/L	281	293	315				
SW6010	MANGANESE	mg/L	1.52	1.71	1.97				
SW6010	POTASSIUM	mg/L	196	233	275				
SW6010	SODIUM	mg/L	23300	27900	32200				
SW9050	Conductivity	umhos/cm	123000	136000	147000	11100	11200	12100	13300

TABLE 9
SUMMARY OF GROUNDWATER CENTRIFUGE VIBRACORE ANALYTICAL RESULTS

		Location	OL-VC-30176	OL-VC-30176	OL-VC-30176	OL-VC-30176	OL-VC-30176	OL-VC-30176	OL-VC-30176
		Sample Depth	1.00-1.25 Ft	1.25-1.50 Ft	1.50-1.75 Ft	2.00-2.50 Ft	3.00-3.50 Ft	4.00-4.50 Ft	5.00-5.50 Ft
		Field Sample ID	OL-1263-16	OL-1263-17	OL-1263-18	OL-1263-19	OL-1263-20	OL-1264-01	OL-1264-02
		Sample Date	6/7/2010	6/7/2010	6/7/2010	6/7/2010	6/7/2010	6/7/2010	6/7/2010
		SDG	JA48379	JA48379	JA48379	JA48379	JA48379	JA48380	JA48380
		Matrix	WATER	WATER	WATER	WATER	WATER	WATER	WATER
		Sample Purpose	Regular sample	Regular sample	Regular sample	Regular sample	Regular sample	Regular sample	Regular sample
		Sample Type	Pore water	Pore water	Pore water	Pore water	Pore water	Pore water	Pore water
Method	Parameter Name	Units							
E300.0	CHLORIDE	mg/L				4200	4500	5320	6240
E300.0	SULFATE	mg/L				191	191	192	186
E353.2	NITRATE	mg/L					0.13 J	0.088 J	
E353.2	NITROGEN, NITRATE-NITRITE	mg/L				0.17 J	0.14 J	0.11 J	0.21 J
SM-4500-ClC	CHLORIDE	mg/L	3800	3760	3910				
SM20-4500-HB	pH	S.U.	11.73	11.76	11.84	11.91	11.95	11.99	12.01
SM4500-NO2B	NITRITE	mg/l					0.0051 J	0.017 J	
SM4500-PE	PHOSPHORUS, TOTAL ORTHOPHOSPHATE (AS P)	mg/L					0.1 U	0.1 U	
SW6010	CALCIUM	mg/L				1190	1180	1230	1240
SW6010	IRON	mg/L				4.77	13.9	5.41	5.16
SW6010	MAGNESIUM	mg/L				23	64.6	25.9	18.1
SW6010	MANGANESE	mg/L				0.314	1.16	0.426	0.331
SW6010	POTASSIUM	mg/L				111	96.4	130	141
SW6010	SODIUM	mg/L				1450	1430	1980	2800
SW9050	Conductivity	umhos/cm	13200	13200	14400	15400	15900	19500	23000

TABLE 9
SUMMARY OF GROUNDWATER CENTRIFUGE VIBRACORE ANALYTICAL RESULTS

		Location	OL-VC-30176	OL-VC-30176	OL-VC-30176	OL-VC-30177	OL-VC-30177	OL-VC-30177	OL-VC-30177
		Sample Depth	6.00-6.50 Ft	7.50-8.00 Ft	9.00-9.50 Ft	0.00-0.25 Ft	0.25-0.50 Ft	0.50-0.75 Ft	0.75-1.00 Ft
		Field Sample ID	OL-1264-03	OL-1264-04	OL-1264-05	OL-1264-06	OL-1264-07	OL-1264-08	OL-1264-09
		Sample Date	6/7/2010	6/7/2010	6/7/2010	6/7/2010	6/7/2010	6/7/2010	6/7/2010
		SDG	JA48380	JA48380	JA48380	JA48380	JA48380	JA48380	JA48380
		Matrix	WATER	WATER	WATER	WATER	WATER	WATER	WATER
		Sample Purpose	Regular sample	Regular sample	Regular sample	Regular sample	Regular sample	Regular sample	Regular sample
		Sample Type	Pore water	Pore water	Pore water	Pore water	Pore water	Pore water	Pore water
Method	Parameter Name	Units							
E300.0	CHLORIDE	mg/L	6800	10300	12200				
E300.0	SULFATE	mg/L	217	235	218				
E353.2	NITRATE	mg/L		0.26 J					
E353.2	NITROGEN, NITRATE-NITRITE	mg/L	0.27 J	0.31 J	0.29 J				
SM-4500-ClC	CHLORIDE	mg/L				5460	7080	8550	9590
SM20-4500-HB	pH	S.U.	12.02	12.01	11.97	8.62	9.6	10.43	10.79
SM4500-NO2B	NITRITE	mg/l		0.052 J					
SM4500-PE	PHOSPHORUS, TOTAL ORTHOPHOSPHATE (AS P)	mg/L		0.1 U					
SW6010	CALCIUM	mg/L	676	1100	654				
SW6010	IRON	mg/L	2.52	5.98	1.72				
SW6010	MAGNESIUM	mg/L	13.6	24.8	6.58				
SW6010	MANGANESE	mg/L	0.236	0.325	0.113				
SW6010	POTASSIUM	mg/L	80.3	133	67.1				
SW6010	SODIUM	mg/L	2020	4190	3340				
SW9050	Conductivity	umhos/cm	22300	28200	36900	17000	20600	24100	28000

TABLE 9
SUMMARY OF GROUNDWATER CENTRIFUGE VIBRACORE ANALYTICAL RESULTS

		Location	OL-VC-30177	OL-VC-30177	OL-VC-30177	OL-VC-30177	OL-VC-30177	OL-VC-30177	OL-VC-30177
		Sample Depth	1.00-1.25 Ft	1.25-1.50 Ft	1.50-1.75 Ft	2.00-2.50 Ft	2.00-2.50 Ft	3.00-3.50 Ft	4.00-4.50 Ft
		Field Sample ID	OL-1264-10	OL-1264-11	OL-1264-12	OL-1264-13	OL-1264-14	OL-1264-15	OL-1264-16
		Sample Date	6/7/2010	6/7/2010	6/7/2010	6/7/2010	6/7/2010	6/7/2010	6/7/2010
		SDG	JA48380	JA48380	JA48380	JA48380	JA48380	JA48380	JA48380
		Matrix	WATER	WATER	WATER	WATER	WATER	WATER	WATER
		Sample Purpose	Regular sample	Regular sample	Regular sample	Regular sample	Field duplicate	Regular sample	Regular sample
		Sample Type	Pore water	Pore water	Pore water	Pore water	Pore water	Pore water	Pore water
Method	Parameter Name	Units							
E300.0	CHLORIDE	mg/L				16800	17600	20700	26500
E300.0	SULFATE	mg/L				305	293	335	390
E353.2	NITRATE	mg/L				0.061 J		0.14 J	
E353.2	NITROGEN, NITRATE-NITRITE	mg/L				0.061 J	0.17 J	0.14 J	0.27 J
SM-4500-ClC	CHLORIDE	mg/L	11300	11900	13100				
SM20-4500-HB	pH	S.U.	11.05	11.1	11.24	11.34	11.35	11.47	11.62
SM4500-NO2B	NITRITE	mg/l				0.02 U		0.02 U	
SM4500-PE	PHOSPHORUS, TOTAL ORTHOPHOSPHATE (AS P)	mg/L				0.012 J		0.012 J	
SW6010	CALCIUM	mg/L				770	689	868	1560
SW6010	IRON	mg/L				1.39	1.71	5.21	8.25
SW6010	MAGNESIUM	mg/L				3.09	3.91	20.5	39.2
SW6010	MANGANESE	mg/L				0.0606	0.0835	0.327	0.641
SW6010	POTASSIUM	mg/L				61.7	51.3	66.6	141
SW6010	SODIUM	mg/L				5990	5550	7130	12700
SW9050	Conductivity	umhos/cm	31800	31900	36000	38800	46200	52300	63600

TABLE 9
SUMMARY OF GROUNDWATER CENTRIFUGE VIBRACORE ANALYTICAL RESULTS

		Location	OL-VC-30177	OL-VC-30177	OL-VC-30177	OL-VC-30177	OL-VC-30178	OL-VC-30178	OL-VC-30178
		Sample Depth	5.00-5.50 Ft	6.00-6.50 Ft	7.50-8.00 Ft	9.00-9.50 Ft	0.00-0.25 Ft	0.25-0.50 Ft	0.50-0.75 Ft
		Field Sample ID	OL-1264-17	OL-1264-18	OL-1264-19	OL-1264-20	OL-1248-12	OL-1248-13	OL-1248-14
		Sample Date	6/7/2010	6/7/2010	6/7/2010	6/7/2010	6/3/2010	6/3/2010	6/3/2010
		SDG	JA48380	JA48380	JA48380	JA48380	JA48267	JA48267	JA48267
		Matrix	WATER	WATER	WATER	WATER	WATER	WATER	WATER
		Sample Purpose	Regular sample	Regular sample	Regular sample	Regular sample	Regular sample	Regular sample	Regular sample
		Sample Type	Pore water	Pore water	Pore water	Pore water	Pore water	Pore water	Pore water
Method	Parameter Name	Units							
E300.0	CHLORIDE	mg/L	28100	32200	39600	54800			
E300.0	SULFATE	mg/L	600	708	1340	2140			
E353.2	NITRATE	mg/L	0.26 J		0.25 J				
E353.2	NITROGEN, NITRATE-NITRITE	mg/L	0.27 J	0.33 J	0.25 J	0.23 J			
SM-4500-ClC	CHLORIDE	mg/L					1080	1330	1560
SM20-4500-HB	pH	S.U.	11.65	11.63	11.57	11.24	7.36	7.34	7.35
SM4500-NO2B	NITRITE	mg/l	0.012 J		R				
SM4500-PE	PHOSPHORUS, TOTAL ORTHOPHOSPHATE (AS P)	mg/L	0.035 J		0.025 J				
SW6010	CALCIUM	mg/L	982	914	677	558			
SW6010	IRON	mg/L	1.64	1.98	2.29	1.73			
SW6010	MAGNESIUM	mg/L	6.03	8.3	9.07	5.63			
SW6010	MANGANESE	mg/L	0.0721	0.121	0.0925	0.0558			
SW6010	POTASSIUM	mg/L	95.2	99	91.1	107			
SW6010	SODIUM	mg/L	9040	10200	8940	10900			
SW9050	Conductivity	umhos/cm	71600	78500	97200	119000	4190	5010	5570

TABLE 9
SUMMARY OF GROUNDWATER CENTRIFUGE VIBRACORE ANALYTICAL RESULTS

		Location	OL-VC-30178	OL-VC-30178	OL-VC-30178	OL-VC-30178	OL-VC-30178	OL-VC-30178	OL-VC-30178
		Sample Depth	0.75-1.00 Ft	1.00-1.25 Ft	1.25-1.50 Ft	1.50-1.75 Ft	2.00-2.50 Ft	3.00-3.50 Ft	4.00-4.50 Ft
		Field Sample ID	OL-1248-15	OL-1248-16	OL-1248-17	OL-1248-18	OL-1248-19	OL-1248-20	OL-1249-01
		Sample Date	6/3/2010	6/3/2010	6/3/2010	6/3/2010	6/3/2010	6/3/2010	6/3/2010
		SDG	JA48267	JA48267	JA48267	JA48267	JA48267	JA48267	JA48265
		Matrix	WATER	WATER	WATER	WATER	WATER	WATER	WATER
		Sample Purpose	Regular sample	Regular sample	Regular sample	Regular sample	Regular sample	Regular sample	Regular sample
		Sample Type	Pore water	Pore water	Pore water	Pore water	Pore water	Pore water	Pore water
Method	Parameter Name	Units							
E300.0	CHLORIDE	mg/L					3360	4560	6430
E300.0	SULFATE	mg/L					66.3	56.6	182
E353.2	NITRATE	mg/L					0.16 J	0.2 J	0.52 U
E353.2	NITROGEN, NITRATE-NITRITE	mg/L					0.16 J	0.2 J	0.041 J
SM-4500-ClC	CHLORIDE	mg/L	7080	1960	2240	2360			
SM20-4500-HB	pH	S.U.	7.54	7.52	7.47	7.48	8.32	10.93	11.58
SM4500-NO2B	NITRITE	mg/l					0.02 U	0.02 U	0.02 U
SM4500-PE	PHOSPHORUS, TOTAL ORTHOPHOSPHATE (AS P)	mg/L					0.2	0.1 U	0.1 U
SW6010	CALCIUM	mg/L					182	650	1120
SW6010	IRON	mg/L					2.44	0.527	2.56
SW6010	MAGNESIUM	mg/L					28.7	1.59	9.31
SW6010	MANGANESE	mg/L					0.0741	0.0183	0.162
SW6010	POTASSIUM	mg/L					50.8	57	61.8
SW6010	SODIUM	mg/L					1750	2230	2970
SW9050	Conductivity	umhos/cm	63400	6960	7630	8300	9700	1360	18700

TABLE 9
SUMMARY OF GROUNDWATER CENTRIFUGE VIBRACORE ANALYTICAL RESULTS

		Location	OL-VC-30178	OL-VC-30178	OL-VC-30178	OL-VC-30178	OL-VC-30179	OL-VC-30179	OL-VC-30179
		Sample Depth	5.00-5.50 Ft	6.00-6.50 Ft	7.50-8.00 Ft	9.00-9.50 Ft	0.00-0.25 Ft	0.25-0.50 Ft	0.50-0.75 Ft
		Field Sample ID	OL-1249-02	OL-1249-03	OL-1249-04	OL-1249-05	OL-1247-17	OL-1247-18	OL-1247-19
		Sample Date	6/3/2010	6/3/2010	6/3/2010	6/3/2010	6/3/2010	6/3/2010	6/3/2010
		SDG	JA48265	JA48265	JA48265	JA48265	JA48264	JA48264	JA48264
		Matrix	WATER	WATER	WATER	WATER	WATER	WATER	WATER
		Sample Purpose	Regular sample	Regular sample	Regular sample	Regular sample	Regular sample	Regular sample	Regular sample
		Sample Type	Pore water	Pore water	Pore water	Pore water	Pore water	Pore water	Pore water
Method	Parameter Name	Units							
E300.0	CHLORIDE	mg/L	8630	9880	13900	17800	6640	10700	15200
E300.0	SULFATE	mg/L	253	266	304	249			
E353.2	NITRATE	mg/L	0.15 J	0.25 J	0.34 J	0.26 J			
E353.2	NITROGEN, NITRATE-NITRITE	mg/L	0.15 J	0.25 J	0.34 J	0.27 J			
SM-4500-ClC	CHLORIDE	mg/L							
SM20-4500-HB	pH	S.U.	11.84	11.9	11.9	11.95	7.6	7.36	7.5
SM4500-NO2B	NITRITE	mg/l	0.02 U	0.02 U	0.0021 J	0.0082 J			
SM4500-PE	PHOSPHORUS, TOTAL ORTHOPHOSPHATE (AS P)	mg/L	0.1 U	0.1 U	0.1 U	0.055 J			
SW6010	CALCIUM	mg/L	1300	1320	1350	1160			
SW6010	IRON	mg/L	1.28	1.02	5.36	4.24			
SW6010	MAGNESIUM	mg/L	4.45 J	3.75	25	18.8			
SW6010	MANGANESE	mg/L	0.0739	0.0643	0.39	0.3			
SW6010	POTASSIUM	mg/L	74.2	78.8	81.8	91.9			
SW6010	SODIUM	mg/L	4160	5150	6820	9250			
SW9050	Conductivity	umhos/cm	25000	28700	37800	45800	19200	28100	38600

TABLE 9
SUMMARY OF GROUNDWATER CENTRIFUGE VIBRACORE ANALYTICAL RESULTS

		Location	OL-VC-30179	OL-VC-30179	OL-VC-30179	OL-VC-30179	OL-VC-30179	OL-VC-30179	OL-VC-30179
		Sample Depth	0.75-1.00 Ft	1.00-1.25 Ft	1.25-1.50 Ft	1.50-1.75 Ft	2.00-2.50 Ft	2.00-2.50 Ft	3.00-3.50 Ft
		Field Sample ID	OL-1247-20	OL-1248-01	OL-1248-02	OL-1248-03	OL-1248-04	OL-1248-05	OL-1248-06
		Sample Date	6/3/2010	6/3/2010	6/3/2010	6/3/2010	6/3/2010	6/3/2010	6/3/2010
		SDG	JA48264	JA48267	JA48267	JA48267	JA48267	JA48267	JA48267
		Matrix	WATER	WATER	WATER	WATER	WATER	WATER	WATER
		Sample Purpose	Regular sample	Regular sample	Regular sample	Regular sample	Regular sample	Field duplicate	Regular sample
		Sample Type	Pore water	Pore water	Pore water	Pore water	Pore water	Pore water	Pore water
Method	Parameter Name	Units							
E300.0	CHLORIDE	mg/L	17800				30000	31500	37400
E300.0	SULFATE	mg/L					305	351	967
E353.2	NITRATE	mg/L					0.25 J	0.24 J	0.37 J
E353.2	NITROGEN, NITRATE-NITRITE	mg/L					0.25 J	0.24 J	0.37 J
SM-4500-ClC	CHLORIDE	mg/L		20800	25100	26500			
SM20-4500-HB	pH	S.U.	7.8	7.8	8.4	8.9	9.87	10.03	11.22
SM4500-NO2B	NITRITE	mg/l					0.0029 J	0.0037 J	0.0049 J
SM4500-PE	PHOSPHORUS, TOTAL ORTHOPHOSPHATE (AS P)	mg/L					0.062 J	0.051 J	0.078 J
SW6010	CALCIUM	mg/L					595	606	1220
SW6010	IRON	mg/L					1.84	1.64	2.34
SW6010	MAGNESIUM	mg/L					2.85	2.41	4.81
SW6010	MANGANESE	mg/L					0.0354	0.0294	0.078
SW6010	POTASSIUM	mg/L					94.6	93.4	142
SW6010	SODIUM	mg/L					13600	13700	19500
SW9050	Conductivity	umhos/cm	41700	52600	60600	64100	71600	72200	83400

TABLE 9
SUMMARY OF GROUNDWATER CENTRIFUGE VIBRACORE ANALYTICAL RESULTS

		Location	OL-VC-30179	OL-VC-30179	OL-VC-30179	OL-VC-30179	OL-VC-30179	OL-VC-30180	OL-VC-30180
		Sample Depth	4.00-4.50 Ft	5.00-5.50 Ft	6.00-6.50 Ft	7.50-8.00 Ft	9.00-9.50 Ft	0.00-0.25 Ft	0.25-0.50 Ft
		Field Sample ID	OL-1248-07	OL-1248-08	OL-1248-09	OL-1248-10	OL-1248-11	OL-1249-06	OL-1249-07
		Sample Date	6/3/2010	6/3/2010	6/3/2010	6/3/2010	6/3/2010	6/3/2010	6/3/2010
		SDG	JA48267	JA48267	JA48267	JA48267	JA48267	JA48265	JA48265
		Matrix	WATER	WATER	WATER	WATER	WATER	WATER	WATER
		Sample Purpose	Regular sample	Regular sample	Regular sample	Regular sample	Regular sample	Regular sample	Regular sample
		Sample Type	Pore water	Pore water	Pore water	Pore water	Pore water	Pore water	Pore water
Method	Parameter Name	Units							
E300.0	CHLORIDE	mg/L	39800	46200	58800	66300	71600	1960	2960
E300.0	SULFATE	mg/L	1190	1510	2310	3000	3330		
E353.2	NITRATE	mg/l	0.087 J	0.37 J	0.31 J	0.26 J	0.14 J		
E353.2	NITROGEN, NITRATE-NITRITE	mg/L	0.1 J	0.38 J	0.31 J	0.26 J	0.14 J		
SM-4500-ClC	CHLORIDE	mg/L							
SM20-4500-HB	pH	S.U.	11.54	11.61	11.54	11.18	8.51	7.56	7.49
SM4500-NO2B	NITRITE	mg/l	0.013 J	0.0068 J	0.0021 J	0.02 U	0.0021 J		
SM4500-PE	PHOSPHORUS, TOTAL ORTHOPHOSPHATE (AS P)	mg/L	0.08 J	0.048 J	0.027 J	0.02 J	0.16		
SW6010	CALCIUM	mg/L	1400	1410	1130	1240	195		
SW6010	IRON	mg/L	3.08	3.25	3.07	0.842	0.0375 J		
SW6010	MAGNESIUM	mg/L	9.67	12.1	12.5	3.45	24.5		
SW6010	MANGANESE	mg/L	0.171	0.196	0.214	0.0504	0.0159		
SW6010	POTASSIUM	mg/L	160	174	139	160	27.3		
SW6010	SODIUM	mg/L	21500	27300	26900	30600	20300		
SW9050	Conductivity	umhos/cm	9010	104000	12300	136000	139000	6550	8760

TABLE 9
SUMMARY OF GROUNDWATER CENTRIFUGE VIBRACORE ANALYTICAL RESULTS

		Location	OL-VC-30180	OL-VC-30180	OL-VC-30180	OL-VC-30180	OL-VC-30180	OL-VC-30180	OL-VC-30180
		Sample Depth	0.50-0.75 Ft	0.75-1.00 Ft	1.00-1.25 Ft	1.25-1.50 Ft	1.50-1.75 Ft	2.00-2.50 Ft	2.00-2.50 Ft
		Field Sample ID	OL-1249-08	OL-1249-09	OL-1249-10	OL-1249-11	OL-1249-12	OL-1249-13	OL-1249-14
		Sample Date	6/3/2010	6/3/2010	6/3/2010	6/3/2010	6/3/2010	6/3/2010	6/3/2010
		SDG	JA48265	JA48265	JA48265	JA48265	JA48265	JA48265	JA48265
		Matrix	WATER	WATER	WATER	WATER	WATER	WATER	WATER
		Sample Purpose	Regular sample	Regular sample	Regular sample	Regular sample	Regular sample	Regular sample	Field duplicate
		Sample Type	Pore water	Pore water	Pore water	Pore water	Pore water	Pore water	Pore water
Method	Parameter Name	Units							
E300.0	CHLORIDE	mg/L	4350	5430	6990	9220	11400	13200	13300
E300.0	SULFATE	mg/L						183	168
E353.2	NITRATE	mg/l						146 J	0.17 J
E353.2	NITROGEN, NITRATE-NITRITE	mg/L						146 J	0.17 J
SM-4500-ClC	CHLORIDE	mg/L							
SM20-4500-HB	pH	S.U.	7.44	7.6	7.79	8.65	10.3	10.91	10.73
SM4500-NO2B	NITRITE	mg/l						0.02 U	0.02 U
SM4500-PE	PHOSPHORUS, TOTAL ORTHOPHOSPHATE (AS P)	mg/L						0.016 J	0.1 U
SW6010	CALCIUM	mg/L						1110	1010
SW6010	IRON	mg/L						4.37	3.01
SW6010	MAGNESIUM	mg/L						17.5	11.8
SW6010	MANGANESE	mg/L						0.28	0.187
SW6010	POTASSIUM	mg/L						69.7	65.8
SW6010	SODIUM	mg/L						6920	6650
SW9050	Conductivity	umhos/cm	12600	16100	19200	24200	29100	32800	31700

TABLE 9
SUMMARY OF GROUNDWATER CENTRIFUGE VIBRACORE ANALYTICAL RESULTS

		Location	OL-VC-30180	OL-VC-30180	OL-VC-30180	OL-VC-30180	OL-VC-30180	OL-VC-30180	OL-VC-40287
		Sample Depth	3.00-3.50 Ft	4.00-4.50 Ft	5.00-5.50 Ft	6.00-6.50 Ft	7.50-8.00 Ft	9.00-9.50 Ft	0.00-0.25 Ft
		Field Sample ID	OL-1249-15	OL-1249-16	OL-1249-17	OL-1249-18	OL-1249-19	OL-1249-20	OL-1262-17
		Sample Date	6/3/2010	6/3/2010	6/3/2010	6/3/2010	6/3/2010	6/3/2010	6/7/2010
		SDG	JA48265	JA48265	JA48265	JA48265	JA48265	JA48265	JA48378
		Matrix	WATER	WATER	WATER	WATER	WATER	WATER	WATER
		Sample Purpose	Regular sample	Regular sample	Regular sample	Regular sample	Regular sample	Regular sample	Regular sample
		Sample Type	Pore water	Pore water	Pore water	Pore water	Pore water	Pore water	Pore water
Method	Parameter Name	Units							
E300.0	CHLORIDE	mg/L	15200	17600	22300	27000	32500	40000	
E300.0	SULFATE	mg/L	238	237	310	295	467	1260	
E353.2	NITRATE	mg/l	0.17 J	0.17 J	0.16 J	0.15 J	0.14 J	0.18 J	
E353.2	NITROGEN, NITRATE-NITRITE	mg/L	0.17 J	0.17 J	0.16 J	0.15 J	0.15 J	0.18 J	
SM-4500-ClC	CHLORIDE	mg/L							759
SM20-4500-HB	pH	S.U.	10.76	11.18	11.14	10.92	9.33	7.77	7.33
SM4500-NO2B	NITRITE	mg/l	0.02 U	0.02 U	0.02 U	0.02 U	0.0051 J	0.02 U	
SM4500-PE	PHOSPHORUS, TOTAL ORTHOPHOSPHATE (AS P)	mg/L	0.1 U	0.1 U	0.016 J	0.1 U	0.067 J	0.73	
SW6010	CALCIUM	mg/L	1110	1020	906	755	493	520	
SW6010	IRON	mg/L	0.605	0.357	0.841	1.09	1.04	0.628	
SW6010	MAGNESIUM	mg/L	1.68	0.856 J	2.29	3.66	29	121	
SW6010	MANGANESE	mg/L	0.0267	0.0161	0.0382	0.0705	0.0295	0.574	
SW6010	POTASSIUM	mg/L	79.9	85.8	98.2	70.4	81.9	98.7	
SW6010	SODIUM	mg/L	8050	9080	11800	14000	16600	10800	
SW9050	Conductivity	umhos/cm	36300	41900	52600	64600	61600	74300	3400

TABLE 9
SUMMARY OF GROUNDWATER CENTRIFUGE VIBRACORE ANALYTICAL RESULTS

		Location	OL-VC-40287	OL-VC-40287	OL-VC-40287	OL-VC-40287	OL-VC-40287	OL-VC-40287	OL-VC-40287
		Sample Depth	0.25-0.50 Ft	0.50-0.75 Ft	0.75-1.00 Ft	1.00-1.25 Ft	1.25-1.50 Ft	1.50-1.75 Ft	2.00-2.50 Ft
		Field Sample ID	OL-1262-18	OL-1262-19	OL-1262-20	OL-1263-01	OL-1263-02	OL-1263-03	OL-1263-04
		Sample Date	6/7/2010	6/7/2010	6/7/2010	6/7/2010	6/7/2010	6/7/2010	6/7/2010
		SDG	JA48378	JA48378	JA48378	JA48379	JA48379	JA48379	JA48379
		Matrix	WATER	WATER	WATER	WATER	WATER	WATER	WATER
		Sample Purpose	Regular sample	Regular sample	Regular sample	Regular sample	Regular sample	Regular sample	Regular sample
		Sample Type	Pore water	Pore water	Pore water	Pore water	Pore water	Pore water	Pore water
Method	Parameter Name	Units							
E300.0	CHLORIDE	mg/L							7250
E300.0	SULFATE	mg/L							588
E353.2	NITRATE	mg/l							
E353.2	NITROGEN, NITRATE-NITRITE	mg/L							0.052 J
SM-4500-ClC	CHLORIDE	mg/L	1240	1570	1800	2420	3280	4940	
SM20-4500-HB	pH	S.U.	7.37	7.4	7.48	7.67	7.62	7.32	7.15
SM4500-NO2B	NITRITE	mg/l							
SM4500-PE	PHOSPHORUS, TOTAL ORTHOPHOSPHATE (AS P)	mg/L							
SW6010	CALCIUM	mg/L							439
SW6010	IRON	mg/L							0.124 J
SW6010	MAGNESIUM	mg/L							73.2
SW6010	MANGANESE	mg/L							0.125
SW6010	POTASSIUM	mg/L							23.5
SW6010	SODIUM	mg/L							4870
SW9050	Conductivity	umhos/cm	4690	5380	6160	8140	10400	15600	20000

TABLE 9
SUMMARY OF GROUNDWATER CENTRIFUGE VIBRACORE ANALYTICAL RESULTS

		Location	OL-VC-40287	OL-VC-40287	OL-VC-40287	OL-VC-40287	OL-VC-40287	OL-VC-40287	OL-VC-40287
		Sample Depth	2.00-2.50 Ft	3.00-3.50 Ft	4.00-4.50 Ft	5.00-5.50 Ft	6.00-6.50 Ft	7.50-8.00 Ft	9.00-9.50 Ft
		Field Sample ID	OL-1263-05	OL-1263-06	OL-1263-07	OL-1263-08	OL-1263-09	OL-1263-10	OL-1263-11
		Sample Date	6/7/2010	6/7/2010	6/7/2010	6/7/2010	6/7/2010	6/7/2010	6/7/2010
		SDG	JA48379	JA48379	JA48379	JA48379	JA48379	JA48379	JA48379
		Matrix	WATER	WATER	WATER	WATER	WATER	WATER	WATER
		Sample Purpose	Field duplicate	Regular sample	Regular sample	Regular sample	Regular sample	Regular sample	Regular sample
		Sample Type	Pore water	Pore water	Pore water	Pore water	Pore water	Pore water	Pore water
Method	Parameter Name	Units							
E300.0	CHLORIDE	mg/L	6910	8330	9550	11800	14400	17400	20800
E300.0	SULFATE	mg/L	569	738	847	957	1180	1450	1540
E353.2	NITRATE	mg/l		0.52 U		0.52 U	0.52 U		
E353.2	NITROGEN, NITRATE-NITRITE	mg/L	0.5 U	0.5 U	0.5 U	0.5 U	0.5 U	0.5 U	0.056 J
SM-4500-ClC	CHLORIDE	mg/L							
SM20-4500-HB	pH	S.U.	7.2	7.2	7.24	7.05	7.12	7.22	7.13
SM4500-NO2B	NITRITE	mg/l		0.02 U		0.02 U	0.02 U		
SM4500-PE	PHOSPHORUS, TOTAL ORTHOPHOSPHATE (AS P)	mg/L		0.1 U		0.1 U	0.1 U		
SW6010	CALCIUM	mg/L	467	466	686	614	745	592	789
SW6010	IRON	mg/L	0.21 J	0.258 J	1.72	0.422 J	0.884	1.08	1.48
SW6010	MAGNESIUM	mg/L	70.4	82.1	97.4	118	137	144	178
SW6010	MANGANESE	mg/L	0.129	0.0945	0.144	0.0603	0.0754	0.073	0.137
SW6010	POTASSIUM	mg/L	22.5	27.4	31.1	35.6	40.5	45.9	55.3
SW6010	SODIUM	mg/L	3360	5110	5970	7430	8850	9750	11700
SW9050	Conductivity	umhos/cm	20600	23600	27700	34000	38500	46200	55900

TABLE 9
SUMMARY OF GROUNDWATER CENTRIFUGE VIBRACORE ANALYTICAL RESULTS

		Location	OL-VC-40288	OL-VC-40288	OL-VC-40288	OL-VC-40288	OL-VC-40288	OL-VC-40288	OL-VC-40288
		Sample Depth	0.00-0.25 Ft	0.25-0.50 Ft	0.50-0.75 Ft	0.75-1.00 Ft	1.00-1.25 Ft	1.25-1.50 Ft	1.50-1.75 Ft
		Field Sample ID	OL-1260-01	OL-1260-02	OL-1260-03	OL-1260-04	OL-1260-05	OL-1260-06	OL-1260-07
		Sample Date	6/7/2010	6/7/2010	6/7/2010	6/7/2010	6/7/2010	6/7/2010	6/7/2010
		SDG	JA48376	JA48376	JA48376	JA48376	JA48376	JA48376	JA48376
		Matrix	WATER	WATER	WATER	WATER	WATER	WATER	WATER
		Sample Purpose	Regular sample	Regular sample	Regular sample	Regular sample	Regular sample	Regular sample	Regular sample
		Sample Type	Pore water	Pore water	Pore water	Pore water	Pore water	Pore water	Pore water
Method	Parameter Name	Units							
E300.0	CHLORIDE	mg/L							
E300.0	SULFATE	mg/L							
E353.2	NITRATE	mg/l							
E353.2	NITROGEN, NITRATE-NITRITE	mg/L							
SM-4500-ClC	CHLORIDE	mg/L	1420	1770	2020	2180	2730	3010	13200
SM20-4500-HB	pH	S.U.	7.46	7.48	7.47	7.56	7.58	7.38	7.31
SM4500-NO2B	NITRITE	mg/l							
SM4500-PE	PHOSPHORUS, TOTAL ORTHOPHOSPHATE (AS P)	mg/L							
SW6010	CALCIUM	mg/L							
SW6010	IRON	mg/L							
SW6010	MAGNESIUM	mg/L							
SW6010	MANGANESE	mg/L							
SW6010	POTASSIUM	mg/L							
SW6010	SODIUM	mg/L							
SW9050	Conductivity	umhos/cm	5040	6100	6860	7480	9120	9970	10900

TABLE 9
SUMMARY OF GROUNDWATER CENTRIFUGE VIBRACORE ANALYTICAL RESULTS

		Location	OL-VC-40288	OL-VC-40288	OL-VC-40288	OL-VC-40288	OL-VC-40288	OL-VC-40288	OL-VC-40288
		Sample Depth	2.00-2.50 Ft	2.00-2.50 Ft	3.00-3.50 Ft	4.00-4.50 Ft	5.00-5.50 Ft	6.00-6.50 Ft	7.50-8.00 Ft
		Field Sample ID	OL-1260-08	OL-1260-09	OL-1260-10	OL-1260-11	OL-1260-12	OL-1260-13	OL-1260-14
		Sample Date	6/7/2010	6/7/2010	6/7/2010	6/7/2010	6/7/2010	6/7/2010	6/7/2010
		SDG	JA48376	JA48376	JA48376	JA48376	JA48376	JA48376	JA48376
		Matrix	WATER	WATER	WATER	WATER	WATER	WATER	WATER
		Sample Purpose	Regular sample	Field duplicate	Regular sample	Regular sample	Regular sample	Regular sample	Regular sample
		Sample Type	Pore water	Pore water	Pore water	Pore water	Pore water	Pore water	Pore water
Method	Parameter Name	Units							
E300.0	CHLORIDE	mg/L	4260	3950	5520	6530	7710	9010	11300
E300.0	SULFATE	mg/L	299	285	453	509	651	694	805
E353.2	NITRATE	mg/l							
E353.2	NITROGEN, NITRATE-NITRITE	mg/L	0.5 U	0.5 U	0.5 U	0.5 U	0.5 U	0.5 U	0.5 U
SM-4500-ClC	CHLORIDE	mg/L							
SM20-4500-HB	pH	S.U.	7.32	7.32	7.33	7.18	7.11	7.27	7.09
SM4500-NO2B	NITRITE	mg/l							
SM4500-PE	PHOSPHORUS, TOTAL ORTHOPHOSPHATE (AS P)	mg/L							
SW6010	CALCIUM	mg/L	325	391	299	443	376	323	396
SW6010	IRON	mg/L	0.143	0.159	0.181	0.122	0.0305 J	0.142	0.0322 J
SW6010	MAGNESIUM	mg/L	31.1	34.3	38.9	61.6	60.5	56.3	78
SW6010	MANGANESE	mg/L	0.104	0.136	0.0765	0.0691	0.0474	0.0341	0.0229
SW6010	POTASSIUM	mg/L	10.4	11.1	13.2	18.7	19.5	18.4	24.4
SW6010	SODIUM	mg/L	1590	1710	2120	3300	3320	3250	5110
SW9050	Conductivity	umhos/cm	13200	12500	16800	19600	22000	25400	32600

TABLE 9
SUMMARY OF GROUNDWATER CENTRIFUGE VIBRACORE ANALYTICAL RESULTS

		Location	OL-VC-40288	OL-VC-40289	OL-VC-40289	OL-VC-40289	OL-VC-40289	OL-VC-40289	OL-VC-40289
		Sample Depth	9.00-9.50 Ft	0.00-0.25 Ft	0.25-0.50 Ft	0.50-0.75 Ft	0.75-1.00 Ft	1.00-1.25 Ft	1.25-1.50 Ft
		Field Sample ID	OL-1260-15	OL-1262-02	OL-1262-03	OL-1262-04	OL-1262-05	OL-1262-06	OL-1262-07
		Sample Date	6/7/2010	6/7/2010	6/7/2010	6/7/2010	6/7/2010	6/7/2010	6/7/2010
		SDG	JA48376	JA48378	JA48378	JA48378	JA48378	JA48378	JA48378
		Matrix	WATER	WATER	WATER	WATER	WATER	WATER	WATER
		Sample Purpose	Regular sample	Regular sample	Regular sample	Regular sample	Regular sample	Regular sample	Regular sample
		Sample Type	Pore water	Pore water	Pore water	Pore water	Pore water	Pore water	Pore water
Method	Parameter Name	Units							
E300.0	CHLORIDE	mg/L	14800						
E300.0	SULFATE	mg/L	1020						
E353.2	NITRATE	mg/l							
E353.2	NITROGEN, NITRATE-NITRITE	mg/L	0.5 U						
SM-4500-ClC	CHLORIDE	mg/L		664	605	811	818	1310	1450
SM20-4500-HB	pH	S.U.	7.15	7.31	7.27	7.14	7.58	7.56	7.62
SM4500-NO2B	NITRITE	mg/l							
SM4500-PE	PHOSPHORUS, TOTAL ORTHOPHOSPHATE (AS P)	mg/L							
SW6010	CALCIUM	mg/L	512						
SW6010	IRON	mg/L	0.22						
SW6010	MAGNESIUM	mg/L	121						
SW6010	MANGANESE	mg/L	0.0268 J						
SW6010	POTASSIUM	mg/L	39.7						
SW6010	SODIUM	mg/L	8190						
SW9050	Conductivity	umhos/cm	40100	3550	3550	42100	3690	4850	2370

TABLE 9
SUMMARY OF GROUNDWATER CENTRIFUGE VIBRACORE ANALYTICAL RESULTS

		Location	OL-VC-40289	OL-VC-40289	OL-VC-40289	OL-VC-40289	OL-VC-40289	OL-VC-40289	OL-VC-40289
		Sample Depth	1.50-1.75 Ft	2.00-2.50 Ft	2.00-2.50 Ft	3.00-3.50 Ft	4.00-4.50 Ft	5.00-5.50 Ft	6.00-6.50 Ft
		Field Sample ID	OL-1262-08	OL-1262-09	OL-1262-10	OL-1262-11	OL-1262-12	OL-1262-13	OL-1262-14
		Sample Date	6/7/2010	6/7/2010	6/7/2010	6/7/2010	6/7/2010	6/7/2010	6/7/2010
		SDG	JA48378	JA48378	JA48378	JA48378	JA48378	JA48378	JA48378
		Matrix	WATER	WATER	WATER	WATER	WATER	WATER	WATER
		Sample Purpose	Regular sample	Regular sample	Field duplicate	Regular sample	Regular sample	Regular sample	Regular sample
		Sample Type	Pore water	Pore water	Pore water	Pore water	Pore water	Pore water	Pore water
Method	Parameter Name	Units							
E300.0	CHLORIDE	mg/L		3270	1530	4150	5620	6390	7040
E300.0	SULFATE	mg/L		275	125	346	497	627	681
E353.2	NITRATE	mg/l				0.52 U	0.52 U	0.52 U	
E353.2	NITROGEN, NITRATE-NITRITE	mg/L				0.5 U	0.5 U	0.5 U	0.5 U
SM-4500-ClC	CHLORIDE	mg/L	1860						
SM20-4500-HB	pH	S.U.	7.62	7.44	7.49	7.38	7.17	7.14	7.2
SM4500-NO2B	NITRITE	mg/l				0.0032 J	0.02 U	0.02 U	
SM4500-PE	PHOSPHORUS, TOTAL ORTHOPHOSPHATE (AS P)	mg/L				0.1 U	0.1 U	0.1 U	
SW6010	CALCIUM	mg/L				433	578	569	541
SW6010	IRON	mg/L				0.635	1.13	0.549	1.09
SW6010	MAGNESIUM	mg/L				59.4	67.5	79.1	83
SW6010	MANGANESE	mg/L				0.0956	0.0967	0.0671	0.0739
SW6010	POTASSIUM	mg/L				16.5	17.4	20.1	25.4
SW6010	SODIUM	mg/L				2010	2500	3150	4410
SW9050	Conductivity	umhos/cm	6350	9660	9210	13000	16400	19100	21700

TABLE 9
SUMMARY OF GROUNDWATER CENTRIFUGE VIBRACORE ANALYTICAL RESULTS

		Location	OL-VC-40289	OL-VC-40289	OL-VC-40289A	OL-VC-40289A	OL-VC-40289A	OL-VC-40289A	OL-VC-40289A
		Sample Depth	7.50-8.00 Ft	9.00-9.30 Ft	0.00-0.25 Ft	0.25-0.50 Ft	0.50-0.75 Ft	0.75-1.00 Ft	1.00-1.25 Ft
		Field Sample ID	OL-1262-15	OL-1262-16	OL-1260-16	OL-1260-17	OL-1260-18	OL-1260-19	OL-1260-20
		Sample Date	6/7/2010	6/7/2010	6/7/2010	6/7/2010	6/7/2010	6/7/2010	6/7/2010
		SDG	JA48378	JA48378	JA48376	JA48376	JA48376	JA48376	JA48376
		Matrix	WATER	WATER	WATER	WATER	WATER	WATER	WATER
		Sample Purpose	Regular sample	Regular sample	Regular sample	Regular sample	Regular sample	Regular sample	Regular sample
		Sample Type	Pore water	Pore water	Pore water	Pore water	Pore water	Pore water	Pore water
Method	Parameter Name	Units							
E300.0	CHLORIDE	mg/L	9580	11300					
E300.0	SULFATE	mg/L	779	903					
E353.2	NITRATE	mg/l	0.52 U						
E353.2	NITROGEN, NITRATE-NITRITE	mg/L	0.5 U	0.5 U					
SM-4500-ClC	CHLORIDE	mg/L			1060	1420	1590	1740	2210
SM20-4500-HB	pH	S.U.	7.06	7.14	7.46	7.45	7.4	7.38	7.45
SM4500-NO2B	NITRITE	mg/l	0.02 U						
SM4500-PE	PHOSPHORUS, TOTAL ORTHOPHOSPHATE (AS P)	mg/L	0.1 U						
SW6010	CALCIUM	mg/L	549	510					
SW6010	IRON	mg/L	0.58	0.237 J					
SW6010	MAGNESIUM	mg/L	101	108					
SW6010	MANGANESE	mg/L	0.0481	0.0366					
SW6010	POTASSIUM	mg/L	29.1	31.1					
SW6010	SODIUM	mg/L	5680	6440					
SW9050	Conductivity	umhos/cm	26100	32100	4080	4990	5650	6530	7660

TABLE 9
SUMMARY OF GROUNDWATER CENTRIFUGE VIBRACORE ANALYTICAL RESULTS

		Location	OL-VC-40289A	OL-VC-40289A	OL-VC-40289A	OL-VC-40289A	OL-VC-40289A	OL-VC-40289A	OL-VC-40289A
		Sample Depth	1.25-1.50 Ft	1.50-1.75 Ft	2.00-2.50 Ft	2.00-2.50 Ft	3.00-3.50 Ft	4.00-4.50 Ft	5.00-5.50 Ft
		Field Sample ID	OL-1261-01	OL-1261-02	OL-1261-03	OL-1261-04	OL-1261-05	OL-1261-06	OL-1261-07
		Sample Date	6/7/2010	6/7/2010	6/7/2010	6/7/2010	6/7/2010	6/7/2010	6/7/2010
		SDG	JA48377	JA48377	JA48377	JA48377	JA48377	JA48377	JA48377
		Matrix	WATER	WATER	WATER	WATER	WATER	WATER	WATER
		Sample Purpose	Regular sample	Regular sample	Regular sample	Field duplicate	Regular sample	Regular sample	Regular sample
		Sample Type	Pore water	Pore water	Pore water	Pore water	Pore water	Pore water	Pore water
Method	Parameter Name	Units							
E300.0	CHLORIDE	mg/L			3940	3890	5240	6370	7380
E300.0	SULFATE	mg/L			284	264	462	557	695
E353.2	NITRATE	mg/l					0.52 U	0.52 U	
E353.2	NITROGEN, NITRATE-NITRITE	mg/L					0.5 U	0.5 U	0.5 U
SM-4500-ClC	CHLORIDE	mg/L	2550	2950					
SM20-4500-HB	pH	S.U.	7.44	7.42	7.29	7.22	7.12	7.11	7.18
SM4500-NO2B	NITRITE	mg/l					0.02 U	0.0021 J	
SM4500-PE	PHOSPHORUS, TOTAL ORTHOPHOSPHATE (AS P)	mg/L					0.1 U	0.1 U	
SW6010	CALCIUM	mg/L				324	595	378	444
SW6010	IRON	mg/L				0.57	0.459 J	0.306 J	1.24
SW6010	MAGNESIUM	mg/L				40.1	71.3	50.4	59.6
SW6010	MANGANESE	mg/L				0.0886	0.102	0.04	0.0807
SW6010	POTASSIUM	mg/L				16	29.3	21	28.3
SW6010	SODIUM	mg/L				1410	2870	2200	2830
SW9050	Conductivity	umhos/cm	8670	9600	12100	12100	163000	18700	21700

TABLE 9
SUMMARY OF GROUNDWATER CENTRIFUGE VIBRACORE ANALYTICAL RESULTS

		Location	OL-VC-40290	OL-VC-40290	OL-VC-40290	OL-VC-40290	OL-VC-40290	OL-VC-40290	OL-VC-40290
		Sample Depth	0.00-0.25 Ft	0.25-0.50 Ft	0.50-0.75 Ft	0.75-1.00 Ft	1.00-1.25 Ft	1.25-1.50 Ft	1.50-1.75 Ft
		Field Sample ID	OL-1270-16	OL-1270-17	OL-1270-18	OL-1270-19	OL-1270-20	OL-1271-01	OL-1271-02
		Sample Date	6/8/2010	6/8/2010	6/8/2010	6/8/2010	6/8/2010	6/8/2010	6/8/2010
		SDG	JA48481	JA48481	JA48481	JA48481	JA48481	JA48482	JA48482
		Matrix	WATER	WATER	WATER	WATER	WATER	WATER	WATER
		Sample Purpose	Regular sample	Regular sample	Regular sample	Regular sample	Regular sample	Regular sample	Regular sample
		Sample Type	Pore water	Pore water	Pore water	Pore water	Pore water	Pore water	Pore water
Method	Parameter Name	Units							
E300.0	CHLORIDE	mg/L							
E300.0	SULFATE	mg/L							
E353.2	NITRATE	mg/l							
E353.2	NITROGEN, NITRATE-NITRITE	mg/L							
SM-4500-ClC	CHLORIDE	mg/L	4240	4720	5160	5680	5710	6340	6750
SM20-4500-HB	pH	S.U.	7.34	7.29	7.13	7.23	7.14	7.03	6.99
SM4500-NO2B	NITRITE	mg/l							
SM4500-PE	PHOSPHORUS, TOTAL ORTHOPHOSPHATE (AS P)	mg/L							
SW6010	CALCIUM	mg/L							
SW6010	IRON	mg/L							
SW6010	MAGNESIUM	mg/L							
SW6010	MANGANESE	mg/L							
SW6010	POTASSIUM	mg/L							
SW6010	SODIUM	mg/L							
SW9050	Conductivity	umhos/cm	13000	15000	16000	17200	18100	19100	20100

TABLE 9
SUMMARY OF GROUNDWATER CENTRIFUGE VIBRACORE ANALYTICAL RESULTS

		Location	OL-VC-40290	OL-VC-40290	OL-VC-40290	OL-VC-40290	OL-VC-40290	OL-VC-40290	OL-VC-40290
		Sample Depth	2.00-2.50 Ft	2.00-2.50 Ft	3.00-3.50 Ft	4.00-4.50 Ft	5.00-5.50 Ft	7.50-8.00 Ft	6.00-6.50 Ft
		Field Sample ID	OL-1271-03	OL-1271-04	OL-1271-05	OL-1271-06	OL-1271-07	OL-1271-08	OL-1271-09
		Sample Date	6/8/2010	6/8/2010	6/8/2010	6/8/2010	6/8/2010	6/8/2010	6/8/2010
		SDG	JA48482	JA48482	JA48482	JA48482	JA48482	JA48482	JA48482
		Matrix	WATER	WATER	WATER	WATER	WATER	WATER	WATER
		Sample Purpose	Regular sample	Field duplicate	Regular sample	Regular sample	Regular sample	Regular sample	Regular sample
		Sample Type	Pore water	Pore water	Pore water	Pore water	Pore water	Pore water	Pore water
Method	Parameter Name	Units							
E300.0	CHLORIDE	mg/L	8110	8240	9930	12300	14500	19500	13700
E300.0	SULFATE	mg/L	58.1	39.6	104	131	229	562	349
E353.2	NITRATE	mg/l			0.064 J		0.52 U	0.52 U	0.52 U
E353.2	NITROGEN, NITRATE-NITRITE	mg/L		0.5 U	0.072 J	0.5 U	0.5 U	0.5 U	0.5 U
SM-4500-ClC	CHLORIDE	mg/L							
SM20-4500-HB	pH	S.U.	7.03	6.98	6.99	6.78	6.6	6.65	6.75
SM4500-NO2B	NITRITE	mg/l			0.0079 J		0.02 U	0.0035 J	0.02 U
SM4500-PE	PHOSPHORUS, TOTAL ORTHOPHOSPHATE (AS P)	mg/L			0.1 U		0.1 U	0.1 U	0.1 U
SW6010	CALCIUM	mg/L	1410	1490	1460	1720	2690	2960	2930
SW6010	IRON	mg/L	0.25 J	0.277 J	0.355 J	0.397 J	0.253 J	0.21 J	0.236 J
SW6010	MAGNESIUM	mg/L	176	188	130	129	200	229	215
SW6010	MANGANESE	mg/L	0.113	0.132	0.124	0.143	0.172	0.169	0.173
SW6010	POTASSIUM	mg/L	42.9	44.9	37.2	41	65.1	82.2	73
SW6010	SODIUM	mg/L	2760	2870	2520	2950	5460	8050	6760
SW9050	Conductivity	umhos/cm	21500	22500	26200	31400	37300	48800	36000

TABLE 9
SUMMARY OF GROUNDWATER CENTRIFUGE VIBRACORE ANALYTICAL RESULTS

		Location	OL-VC-40290	OL-VC-40291	OL-VC-40291	OL-VC-40291	OL-VC-40291	OL-VC-40291	OL-VC-40291
		Sample Depth	9.00-9.50 Ft	0.00-0.25 Ft	0.25-0.50 Ft	0.50-0.75 Ft	0.75-1.00 Ft	1.00-1.25 Ft	1.25-1.50 Ft
		Field Sample ID	OL-1271-10	OL-1271-11	OL-1271-12	OL-1271-13	OL-1271-14	OL-1271-15	OL-1271-16
		Sample Date	6/8/2010	6/8/2010	6/8/2010	6/8/2010	6/8/2010	6/8/2010	6/8/2010
		SDG	JA48482	JA48482	JA48482	JA48482	JA48482	JA48482	JA48482
		Matrix	WATER	WATER	WATER	WATER	WATER	WATER	WATER
		Sample Purpose	Regular sample	Regular sample	Regular sample	Regular sample	Regular sample	Regular sample	Regular sample
		Sample Type	Pore water	Pore water	Pore water	Pore water	Pore water	Pore water	Pore water
Method	Parameter Name	Units							
E300.0	CHLORIDE	mg/L	21600						
E300.0	SULFATE	mg/L	711						
E353.2	NITRATE	mg/l	0.52 U						
E353.2	NITROGEN, NITRATE-NITRITE	mg/L	0.5 U						
SM-4500-ClC	CHLORIDE	mg/L		4060	4090	14300	7230	8410	9590
SM20-4500-HB	pH	S.U.	6.78	7.52	7.52	7.33	7.07	6.98	6.97
SM4500-NO2B	NITRITE	mg/l	0.0026 J						
SM4500-PE	PHOSPHORUS, TOTAL ORTHOPHOSPHATE (AS P)	mg/L	0.1 U						
SW6010	CALCIUM	mg/L	2270						
SW6010	IRON	mg/L	0.295 J						
SW6010	MAGNESIUM	mg/L	211						
SW6010	MANGANESE	mg/L	0.152						
SW6010	POTASSIUM	mg/L	87.6						
SW6010	SODIUM	mg/L	9230						
SW9050	Conductivity	umhos/cm	54200	12700	12700	16600	21000	23600	27000

TABLE 9
SUMMARY OF GROUNDWATER CENTRIFUGE VIBRACORE ANALYTICAL RESULTS

		Location	OL-VC-40291	OL-VC-40291	OL-VC-40291	OL-VC-40291	OL-VC-40291	OL-VC-40291	OL-VC-40292
		Sample Depth	1.50-1.75 Ft	2.00-2.50 Ft	3.00-3.50 Ft	4.00-4.50 Ft	5.00-5.50 Ft	6.00-6.50 Ft	0.00-0.25 Ft
		Field Sample ID	OL-1271-17	OL-1271-18	OL-1271-19	OL-1271-20	OL-1272-01	OL-1272-02	OL-1272-03
		Sample Date	6/8/2010	6/8/2010	6/8/2010	6/8/2010	6/8/2010	6/8/2010	6/8/2010
		SDG	JA48482	JA48482	JA48482	JA48482	JA48483	JA48483	JA48483
		Matrix	WATER	WATER	WATER	WATER	WATER	WATER	WATER
		Sample Purpose	Regular sample	Regular sample	Regular sample	Regular sample	Regular sample	Regular sample	Regular sample
		Sample Type	Pore water	Pore water	Pore water	Pore water	Pore water	Pore water	Pore water
Method	Parameter Name	Units							
E300.0	CHLORIDE	mg/L		13800	18700	21900	25400	27200	
E300.0	SULFATE	mg/L		62	106	183	210	269	
E353.2	NITRATE	mg/l		0.52 U		0.52 U		0.52 U	
E353.2	NITROGEN, NITRATE-NITRITE	mg/L		0.5 U	0.5 U	0.5 U	0.14 J	0.5 U	
SM-4500-ClC	CHLORIDE	mg/L	10900						1700
SM20-4500-HB	pH	S.U.	6.9	6.84	6.52	6.61	6.47	6.38	7.4
SM4500-NO2B	NITRITE	mg/l		0.02 U		0.02 U		0.02 U	
SM4500-PE	PHOSPHORUS, TOTAL ORTHOPHOSPHATE (AS P)	mg/L		0.1 U		0.1 U		0.027 J	
SW6010	CALCIUM	mg/L		3500	4490	5490	6200	5600	
SW6010	IRON	mg/L		0.295	0.303	0.0839 J	0.434	0.677	
SW6010	MAGNESIUM	mg/L		260	242	244	249	208	
SW6010	MANGANESE	mg/L		0.267	0.279	0.28	0.321	0.267	
SW6010	POTASSIUM	mg/L		83.3	99.2	110	116	98.3	
SW6010	SODIUM	mg/L		3990	5480	6780	7480	6840	
SW9050	Conductivity	umhos/cm	29800	34400	44800	50700	58500	51600	5550

TABLE 9
SUMMARY OF GROUNDWATER CENTRIFUGE VIBRACORE ANALYTICAL RESULTS

		Location	OL-VC-40292	OL-VC-40292	OL-VC-40292	OL-VC-40292	OL-VC-40292	OL-VC-40292	OL-VC-40292
		Sample Depth	0.25-0.50 Ft	0.50-0.75 Ft	0.75-1.00 Ft	1.00-1.25 Ft	1.25-1.50 Ft	1.50-1.75 Ft	2.00-2.50 Ft
		Field Sample ID	OL-1272-04	OL-1272-05	OL-1272-06	OL-1272-07	OL-1272-08	OL-1272-09	OL-1272-10
		Sample Date	6/8/2010	6/8/2010	6/8/2010	6/8/2010	6/8/2010	6/8/2010	6/8/2010
		SDG	JA48483	JA48483	JA48483	JA48483	JA48483	JA48483	JA48483
		Matrix	WATER	WATER	WATER	WATER	WATER	WATER	WATER
		Sample Purpose	Regular sample	Regular sample	Regular sample	Regular sample	Regular sample	Regular sample	Regular sample
		Sample Type	Pore water	Pore water	Pore water	Pore water	Pore water	Pore water	Pore water
Method	Parameter Name	Units							
E300.0	CHLORIDE	mg/L							5200
E300.0	SULFATE	mg/L							24.8
E353.2	NITRATE	mg/l							
E353.2	NITROGEN, NITRATE-NITRITE	mg/L							
SM-4500-ClC	CHLORIDE	mg/L	3100	3100	1330	1470	3240	4500	
SM20-4500-HB	pH	S.U.	7.39	7.31	6.98	7.06	7.33	7.39	7.31
SM4500-NO2B	NITRITE	mg/l							
SM4500-PE	PHOSPHORUS, TOTAL ORTHOPHOSPHATE (AS P)	mg/L							
SW6010	CALCIUM	mg/L							445
SW6010	IRON	mg/L							5.13
SW6010	MAGNESIUM	mg/L							1420
SW6010	MANGANESE	mg/L							0.431
SW6010	POTASSIUM	mg/L							37 J
SW6010	SODIUM	mg/L							1160
SW9050	Conductivity	umhos/cm	8900	9090	5350	5610	11100	14500	15700

TABLE 9
SUMMARY OF GROUNDWATER CENTRIFUGE VIBRACORE ANALYTICAL RESULTS

		Location	OL-VC-40292	OL-VC-40292	OL-VC-40292	OL-VC-40292	OL-VC-40292	OL-VC-40292	OL-VC-40293
		Sample Depth	2.00-2.50 Ft	3.00-3.50 Ft	4.00-4.50 Ft	5.00-5.50 Ft	6.00-6.50 Ft	7.50-8.00 Ft	0.00-0.25 Ft
		Field Sample ID	OL-1272-11	OL-1272-12	OL-1272-13	OL-1272-14	OL-1272-15	OL-1272-16	OL-1273-01
		Sample Date	6/8/2010	6/8/2010	6/8/2010	6/8/2010	6/8/2010	6/8/2010	6/8/2010
		SDG	JA48483	JA48483	JA48483	JA48483	JA48483	JA48483	JA48484
		Matrix	WATER	WATER	WATER	WATER	WATER	WATER	WATER
		Sample Purpose	Field duplicate	Regular sample	Regular sample	Regular sample	Regular sample	Regular sample	Regular sample
		Sample Type	Pore water	Pore water	Pore water	Pore water	Pore water	Pore water	Pore water
Method	Parameter Name	Units							
E300.0	CHLORIDE	mg/L		5370	4410	3730	2960	2700	
E300.0	SULFATE	mg/L		72.8	43.5	39.4	42.3	24.6	
E353.2	NITRATE	mg/l		0.52 U	0.52 U	0.52 U	0.52 U	0.52 U	
E353.2	NITROGEN, NITRATE-NITRITE	mg/L		0.5 U	0.5 U	0.5 U	0.5 U	0.5 U	
SM-4500-ClC	CHLORIDE	mg/L							3390
SM20-4500-HB	pH	S.U.	7.41	7.52	7.63	7.48	7.66	7.97	7.71
SM4500-NO2B	NITRITE	mg/l		0.02 U	0.0024 J	0.02 U	0.02 U	0.02 U	
SM4500-PE	PHOSPHORUS, TOTAL ORTHOPHOSPHATE (AS P)	mg/L		0.21	1	0.62	0.34	0.41	
SW6010	CALCIUM	mg/L		131	189	354	110	443	
SW6010	IRON	mg/L		1.81	2.23	5.49	1.57	9.89	
SW6010	MAGNESIUM	mg/L		1440	1270	872	626	528	
SW6010	MANGANESE	mg/L		0.322	0.25	0.686	0.208	0.624	
SW6010	POTASSIUM	mg/L		56.4	68.8	75.2	80.9	87.4	
SW6010	SODIUM	mg/L		1260	1260	1150	1010	927	
SW9050	Conductivity	umhos/cm		14800	13700	10500	9520	8860	10900

TABLE 9
SUMMARY OF GROUNDWATER CENTRIFUGE VIBRACORE ANALYTICAL RESULTS

		Location	OL-VC-40293
		Sample Depth	0.25-0.50 Ft
		Field Sample ID	OL-1273-02
		Sample Date	6/8/2010
		SDG	JA48484
		Matrix	WATER
		Sample Purpose	Regular sample
		Sample Type	Pore water
Method	Parameter Name	Units	
E300.0	CHLORIDE	mg/L	
E300.0	SULFATE	mg/L	
E353.2	NITRATE	mg/l	
E353.2	NITROGEN, NITRATE-NITRITE	mg/L	
SM-4500-ClC	CHLORIDE	mg/L	3540
SM20-4500-HB	pH	S.U.	7.72
SM4500-NO2B	NITRITE	mg/l	
SM4500-PE	PHOSPHORUS, TOTAL ORTHOPHOSPHATE (AS P)	mg/L	
SW6010	CALCIUM	mg/L	
SW6010	IRON	mg/L	
SW6010	MAGNESIUM	mg/L	
SW6010	MANGANESE	mg/L	
SW6010	POTASSIUM	mg/L	
SW6010	SODIUM	mg/L	
SW9050	Conductivity	umhos/cm	12000

TABLE 9
SUMMARY OF GROUNDWATER CENTRIFUGE VIBRACORE ANALYTICAL RESULTS

		Location	OL-VC-40293	OL-VC-40293	OL-VC-40293	OL-VC-40293	OL-VC-40293	OL-VC-40293	OL-VC-40293
		Sample Depth	0.50-0.75 Ft	0.75-1.00 Ft	1.00-1.25 Ft	1.25-1.50 Ft	1.50-1.75 Ft	2.00-2.50 Ft	2.00-2.50 Ft
		Field Sample ID	OL-1273-03	OL-1273-04	OL-1273-05	OL-1273-06	OL-1273-07	OL-1273-08	OL-1273-09
		Sample Date	6/8/2010	6/8/2010	6/8/2010	6/8/2010	6/8/2010	6/8/2010	6/8/2010
		SDG	JA48484	JA48484	JA48484	JA48484	JA48484	JA48484	JA48484
		Matrix	WATER	WATER	WATER	WATER	WATER	WATER	WATER
		Sample Purpose	Regular sample	Regular sample	Regular sample	Regular sample	Regular sample	Regular sample	Field duplicate
		Sample Type	Pore water	Pore water	Pore water	Pore water	Pore water	Pore water	Pore water
Method	Parameter Name	Units							
E300.0	CHLORIDE	mg/L						6980	7030
E300.0	SULFATE	mg/L						23.7	27
E353.2	NITRATE	mg/L							
E353.2	NITROGEN, NITRATE-NITRITE	mg/L						0.5 U	
SM-4500-ClC	CHLORIDE	mg/L	3910	4420	5310	5750	5380		
SM20-4500-HB	pH	S.U.	7.66	7.68	7.69	7.73	7.67	7.58	7.61
SM4500-NO2B	NITRITE	mg/l							
SM4500-PE	PHOSPHORUS, TOTAL ORTHOPHOSPHATE (AS P)	mg/L							
SW6010	CALCIUM	mg/L						480	472
SW6010	IRON	mg/L						2.91	2.55
SW6010	MAGNESIUM	mg/L						945	931
SW6010	MANGANESE	mg/L						0.449	0.413
SW6010	POTASSIUM	mg/L						67.4	70.4
SW6010	SODIUM	mg/L						1930	2100
SW9050	Conductivity	umhos/cm	12500	14000	16100	17000	15900	18900	18700

TABLE 9
SUMMARY OF GROUNDWATER CENTRIFUGE VIBRACORE ANALYTICAL RESULTS

		Location	OL-VC-40293	OL-VC-40293	OL-VC-40293	OL-VC-40293	OL-VC-40294	OL-VC-40294	OL-VC-40294
		Sample Depth	3.00-3.50 Ft	4.00-4.50 Ft	5.00-5.50 Ft	6.00-6.50 Ft	0.00-0.25 Ft	0.25-0.50 Ft	0.50-0.75 Ft
		Field Sample ID	OL-1273-10	OL-1273-11	OL-1273-12	OL-1273-13	OL-1238-16	OL-1238-17	OL-1238-18
		Sample Date	6/8/2010	6/8/2010	6/8/2010	6/8/2010	6/2/2010	6/2/2010	6/2/2010
		SDG	JA48484	JA48484	JA48484	JA48484	JA48094	JA48094	JA48094
		Matrix	WATER	WATER	WATER	WATER	WATER	WATER	WATER
		Sample Purpose	Regular sample	Regular sample	Regular sample	Regular sample	Regular sample	Regular sample	Regular sample
		Sample Type	Pore water	Pore water	Pore water	Pore water	Pore water	Pore water	Pore water
Method	Parameter Name	Units							
E300.0	CHLORIDE	mg/L	8320	10500	13700	18800	819	1310	1630
E300.0	SULFATE	mg/L	65.1	42	47	10 J			
E353.2	NITRATE	mg/L	0.52 U						
E353.2	NITROGEN, NITRATE-NITRITE	mg/L	0.5 U	0.5 U	0.5 U	0.5 U			
SM-4500-ClC	CHLORIDE	mg/L							
SM20-4500-HB	pH	S.U.	7.45	7.33	7.55	7.78	7.58	7.78	7.99
SM4500-NO2B	NITRITE	mg/l	0.0029 J						
SM4500-PE	PHOSPHORUS, TOTAL ORTHOPHOSPHATE (AS P)	mg/L	0.1 U						
SW6010	CALCIUM	mg/L	799	1070	1640	2140			
SW6010	IRON	mg/L	2.62	1.48	5	1.04			
SW6010	MAGNESIUM	mg/L	908	764	812	806			
SW6010	MANGANESE	mg/L	0.881	0.805	0.958	0.696			
SW6010	POTASSIUM	mg/L	84.4	94.1	119	135			
SW6010	SODIUM	mg/L	2530	3390	5250	7640			
SW9050	Conductivity	umhos/cm	22500	27800	34700	47100	3270	4620	5000

TABLE 9
SUMMARY OF GROUNDWATER CENTRIFUGE VIBRACORE ANALYTICAL RESULTS

		Location	OL-VC-40294	OL-VC-40294	OL-VC-40294	OL-VC-40294	OL-VC-40294	OL-VC-40294	OL-VC-40294
		Sample Depth	0.75-1.00 Ft	1.00-1.25 Ft	2.00-2.50 Ft	2.00-2.50 Ft	1.25-1.50 Ft	1.50-1.75 Ft	3.00-3.50 Ft
		Field Sample ID	OL-1238-19	OL-1238-20	OL-1239-01	OL-1239-02	OL-1239-03	OL-1239-04	OL-1239-05
		Sample Date	6/2/2010	6/2/2010	6/2/2010	6/2/2010	6/2/2010	6/2/2010	6/2/2010
		SDG	JA48094	JA48094	JA48092	JA48092	JA48092	JA48092	JA48092
		Matrix	WATER	WATER	WATER	WATER	WATER	WATER	WATER
		Sample Purpose	Regular sample	Regular sample	Regular sample	Field duplicate	Regular sample	Regular sample	Regular sample
		Sample Type	Pore water	Pore water	Pore water	Pore water	Pore water	Pore water	Pore water
Method	Parameter Name	Units							
E300.0	CHLORIDE	mg/L	2390	1890	2410	2560	2030	2090	2680
E300.0	SULFATE	mg/L			14.1	16.3			16.7
E353.2	NITRATE	mg/L							0.13 J
E353.2	NITROGEN, NITRATE-NITRITE	mg/L				0.13 J			0.14 J
SM-4500-ClC	CHLORIDE	mg/L							
SM20-4500-HB	pH	S.U.	8.2	8.01	8.06	7.98	7.98	8.04	8.08
SM4500-NO2B	NITRITE	mg/l							0.0054 J
SM4500-PE	PHOSPHORUS, TOTAL ORTHOPHOSPHATE (AS P)	mg/L							0.027 J
SW6010	CALCIUM	mg/L				451			556
SW6010	IRON	mg/L				2.18			2.85
SW6010	MAGNESIUM	mg/L				184			164
SW6010	MANGANESE	mg/L				0.257			0.354
SW6010	POTASSIUM	mg/L				58.2			62.9
SW6010	SODIUM	mg/L				661			699
SW9050	Conductivity	umhos/cm	6940	5600	7240	6690	4960	2970	8170

TABLE 9
SUMMARY OF GROUNDWATER CENTRIFUGE VIBRACORE ANALYTICAL RESULTS

		Location	OL-VC-40294	OL-VC-40294	OL-VC-40294	OL-VC-40295	OL-VC-40295	OL-VC-40295	OL-VC-40295
		Sample Depth	4.00-4.50 Ft	5.00-5.50 Ft	6.00-6.50 Ft	0.00-0.25 Ft	0.25-0.50 Ft	0.50-0.75 Ft	0.75-1.00 Ft
		Field Sample ID	OL-1239-06	OL-1239-07	OL-1239-08	OL-1255-13	OL-1255-14	OL-1255-15	OL-1255-16
		Sample Date	6/2/2010	6/2/2010	6/2/2010	6/4/2010	6/4/2010	6/4/2010	6/4/2010
		SDG	JA48092	JA48092	JA48092	JA48304	JA48304	JA48304	JA48304
		Matrix	WATER	WATER	WATER	WATER	WATER	WATER	WATER
		Sample Purpose	Regular sample	Regular sample	Regular sample	Regular sample	Regular sample	Regular sample	Regular sample
		Sample Type	Pore water	Pore water	Pore water	Pore water	Pore water	Pore water	Pore water
Method	Parameter Name	Units							
E300.0	CHLORIDE	mg/L	2840	2960	3030				
E300.0	SULFATE	mg/L	10.7	12.5	3.8 J				
E353.2	NITRATE	mg/L	0.18 J	0.16 J	0.089 J				
E353.2	NITROGEN, NITRATE-NITRITE	mg/L	0.19 J	0.16 J	0.093 J				
SM-4500-ClC	CHLORIDE	mg/L				535	630	782	900
SM20-4500-HB	pH	S.U.	8.29	8.41	8.56	7.05	7.04	7.35	7.4
SM4500-NO2B	NITRITE	mg/l	0.0069 J	0.02 U	0.0037 J				
SM4500-PE	PHOSPHORUS, TOTAL ORTHOPHOSPHATE (AS P)	mg/L	0.17 J	0.016 J	0.25 J				
SW6010	CALCIUM	mg/L	473	585	527				
SW6010	IRON	mg/L	1.16	2.14	0.692				
SW6010	MAGNESIUM	mg/L	141	125	130				
SW6010	MANGANESE	mg/L	0.172	0.179	0.0849				
SW6010	POTASSIUM	mg/L	69.1	77.5	86.2				
SW6010	SODIUM	mg/L	719	763	824				
SW9050	Conductivity	umhos/cm	7210	8640	8830	2710	3230	3810	4070

TABLE 9
SUMMARY OF GROUNDWATER CENTRIFUGE VIBRACORE ANALYTICAL RESULTS

		Location	OL-VC-40295	OL-VC-40295	OL-VC-40295	OL-VC-40295	OL-VC-40295	OL-VC-40295	OL-VC-40295
		Sample Depth	1.00-1.25 Ft	1.25-1.50 Ft	1.50-1.75 Ft	2.00-2.50 Ft	3.00-3.50 Ft	3.00-3.50 Ft	4.00-4.50 Ft
		Field Sample ID	OL-1255-17	OL-1255-18	OL-1255-19	OL-1255-20	OL-1256-01	OL-1256-02	OL-1256-03
		Sample Date	6/4/2010	6/4/2010	6/4/2010	6/4/2010	6/4/2010	6/4/2010	6/4/2010
		SDG	JA48304	JA48304	JA48304	JA48304	JA48303	JA48303	JA48303
		Matrix	WATER	WATER	WATER	WATER	WATER	WATER	WATER
		Sample Purpose	Regular sample	Regular sample	Regular sample	Regular sample	Regular sample	Field duplicate	Regular sample
		Sample Type	Pore water	Pore water	Pore water	Pore water	Pore water	Pore water	Pore water
Method	Parameter Name	Units							
E300.0	CHLORIDE	mg/L				1870	2030	2010	2310
E300.0	SULFATE	mg/L				19.2	7.1 J	66.2 J	17
E353.2	NITRATE	mg/L				0.52 U			0.15 J
E353.2	NITROGEN, NITRATE-NITRITE	mg/L				0.5 U	0.15 J	0.5 U	0.15 J
SM-4500-ClC	CHLORIDE	mg/L	1110	1220	1330				
SM20-4500-HB	pH	S.U.	7.52	7.37	7.58	7.54	7.36	7.41	7.5
SM4500-NO2B	NITRITE	mg/l				0.0021 J			0.0024 J
SM4500-PE	PHOSPHORUS, TOTAL ORTHOPHOSPHATE (AS P)	mg/L				0.012 J			0.012 J
SW6010	CALCIUM	mg/L				468	184	164	527
SW6010	IRON	mg/L				4.63	1.93	2.21	3.9
SW6010	MAGNESIUM	mg/L				404	437	442	495
SW6010	MANGANESE	mg/L				0.647	0.447	0.468	0.807
SW6010	POTASSIUM	mg/L				20.1	21.2	21.8	25.6
SW6010	SODIUM	mg/L				516	541	561	646
SW9050	Conductivity	umhos/cm	4620	5120	5440	6850	7220	7200	7070

TABLE 9
SUMMARY OF GROUNDWATER CENTRIFUGE VIBRACORE ANALYTICAL RESULTS

		Location	OL-VC-40295	OL-VC-40295	OL-VC-40295	OL-VC-40295	OL-VC-40296	OL-VC-40296	OL-VC-40296
		Sample Depth	5.00-5.50 Ft	6.00-6.50 Ft	7.50-8.00 Ft	9.00-9.50 Ft	0.00-0.25 Ft	0.25-0.50 Ft	0.50-0.75 Ft
		Field Sample ID	OL-1256-04	OL-1256-05	OL-1256-06	OL-1256-07	OL-1243-02	OL-1243-03	OL-1243-04
		Sample Date	6/4/2010	6/4/2010	6/4/2010	6/4/2010	6/2/2010	6/2/2010	6/2/2010
		SDG	JA48303	JA48303	JA48303	JA48303	JA48095	JA48095	JA48095
		Matrix	WATER	WATER	WATER	WATER	WATER	WATER	WATER
		Sample Purpose	Regular sample	Regular sample	Regular sample	Regular sample	Regular sample	Regular sample	Regular sample
		Sample Type	Pore water	Pore water	Pore water	Pore water	Pore water	Pore water	Pore water
Method	Parameter Name	Units							
E300.0	CHLORIDE	mg/L	2520	2670	2860	2910	690	839	955
E300.0	SULFATE	mg/L	22 J	6.7	10.6	10.7			
E353.2	NITRATE	mg/L	0.13 J	0.13 J	0.11 J	0.12 J			
E353.2	NITROGEN, NITRATE-NITRITE	mg/L	0.13 J	0.13 J	0.11 J	0.12 J			
SM-4500-ClC	CHLORIDE	mg/L							
SM20-4500-HB	pH	S.U.	7.46	7.46	7.65	7.8	7.07	7.26	7.45
SM4500-NO2B	NITRITE	mg/l	0.02 U	0.0032 J	0.02 U	0.02 U			
SM4500-PE	PHOSPHORUS, TOTAL ORTHOPHOSPHATE (AS P)	mg/L	8.5	0.097 J	0.2	1.4			
SW6010	CALCIUM	mg/L	284	278	229	128			
SW6010	IRON	mg/L	2.53	3.06	2.11	1.6			
SW6010	MAGNESIUM	mg/L	547	547	619	609			
SW6010	MANGANESE	mg/L	0.576	1.1	0.727	0.387			
SW6010	POTASSIUM	mg/L	28.9	33.1	37.2	38			
SW6010	SODIUM	mg/L	698	729	773	747			
SW9050	Conductivity	umhos/cm	7040	9660	9590	9600	3110	3610	4060

TABLE 9
SUMMARY OF GROUNDWATER CENTRIFUGE VIBRACORE ANALYTICAL RESULTS

		Location	OL-VC-40296	OL-VC-40296	OL-VC-40296	OL-VC-40296	OL-VC-40296	OL-VC-40296	OL-VC-40296
		Sample Depth	0.75-1.00 Ft	1.00-1.25 Ft	1.25-1.50 Ft	1.50-1.75 Ft	2.00-2.50 Ft	2.00-2.50 Ft	3.00-3.50 Ft
		Field Sample ID	OL-1243-05	OL-1243-06	OL-1243-07	OL-1243-08	OL-1243-09	OL-1243-10	OL-1243-11
		Sample Date	6/2/2010	6/2/2010	6/2/2010	6/2/2010	6/2/2010	6/2/2010	6/2/2010
		SDG	JA48095	JA48095	JA48095	JA48095	JA48095	JA48095	JA48095
		Matrix	WATER	WATER	WATER	WATER	WATER	WATER	WATER
		Sample Purpose	Regular sample	Regular sample	Regular sample	Regular sample	Regular sample	Field duplicate	Regular sample
		Sample Type	Pore water	Pore water	Pore water	Pore water	Pore water	Pore water	Pore water
Method	Parameter Name	Units							
E300.0	CHLORIDE	mg/L	1100	1280	1360	1440	1660	1660	1830
E300.0	SULFATE	mg/L					20.1	18.6	17.3
E353.2	NITRATE	mg/L							0.52 U
E353.2	NITROGEN, NITRATE-NITRITE	mg/L					0.5 U	0.5 U	0.057 J
SM-4500-ClC	CHLORIDE	mg/L							
SM20-4500-HB	pH	S.U.	7.44	7.65	7.56	7.61	7.72	7.74	7.72
SM4500-NO2B	NITRITE	mg/l							0.022
SM4500-PE	PHOSPHORUS, TOTAL ORTHOPHOSPHATE (AS P)	mg/L							0.018 J
SW6010	CALCIUM	mg/L					121	150	142
SW6010	IRON	mg/L					1.07	1.67	0.784
SW6010	MAGNESIUM	mg/L					401	394	435
SW6010	MANGANESE	mg/L					0.277	0.331	0.291
SW6010	POTASSIUM	mg/L					20	20.4	22.7
SW6010	SODIUM	mg/L					458	470	544
SW9050	Conductivity	umhos/cm	4640	5210	5350	5580	6190	6200	7090

TABLE 9
SUMMARY OF GROUNDWATER CENTRIFUGE VIBRACORE ANALYTICAL RESULTS

		Location	OL-VC-40296	OL-VC-40296	OL-VC-40296	OL-VC-40296	OL-VC-40296	OL-VC-40296A	OL-VC-40296A
		Sample Depth	4.00-4.50 Ft	5.00-5.50 Ft	6.00-6.50 Ft	7.50-8.00 Ft	9.00-9.50 Ft	0.00-0.25 Ft	0.25-0.50 Ft
		Field Sample ID	OL-1243-12	OL-1243-13	OL-1243-14	OL-1243-15	OL-1243-16	OL-1257-02	OL-1257-03
		Sample Date	6/2/2010	6/2/2010	6/2/2010	6/2/2010	6/2/2010	6/4/2010	6/4/2010
		SDG	JA48095	JA48095	JA48095	JA48095	JA48095	JA48334	JA48334
		Matrix	WATER	WATER	WATER	WATER	WATER	WATER	WATER
		Sample Purpose	Regular sample	Regular sample	Regular sample	Regular sample	Regular sample	Regular sample	Regular sample
		Sample Type	Pore water	Pore water	Pore water	Pore water	Pore water	Pore water	Pore water
Method	Parameter Name	Units							
E300.0	CHLORIDE	mg/L	2180	2300	2560	2680	2990		
E300.0	SULFATE	mg/L	16.1	11.5	14.4	14	32.6 J		
E353.2	NITRATE	mg/L	0.52 U	0.52 U	0.52 U	0.52 U	0.52 U		
E353.2	NITROGEN, NITRATE-NITRITE	mg/L	0.5 U	0.5 U	0.5 U	0.5 U	0.5 U		
SM-4500-ClC	CHLORIDE	mg/L						66.4	774
SM20-4500-HB	pH	S.U.	7.56	7.51	7.41	7.58	7.64	7.26	7.08
SM4500-NO2B	NITRITE	mg/l	0.0068 J	0.0037 J	0.02 U	0.0035 J	0.0082 J		
SM4500-PE	PHOSPHORUS, TOTAL ORTHOPHOSPHATE (AS P)	mg/L	0.27 J	0.08 J	0.14 J	0.01 J	0.77		
SW6010	CALCIUM	mg/L	199	263	256	207	609		
SW6010	IRON	mg/L	0.951	3.02	5.72	1.56	9.55		
SW6010	MAGNESIUM	mg/L	434	412	495	534	559		
SW6010	MANGANESE	mg/L	0.419	0.594	0.739	0.69	1.31		
SW6010	POTASSIUM	mg/L	23.1	28.4	34.6	40.6	41.5		
SW6010	SODIUM	mg/L	547	574	678	724	732		
SW9050	Conductivity	umhos/cm	7840	8460	9120	9600	9590	3140	3490

TABLE 9
SUMMARY OF GROUNDWATER CENTRIFUGE VIBRACORE ANALYTICAL RESULTS

		Location	OL-VC-40296A	OL-VC-40296A	OL-VC-40296A	OL-VC-40296A	OL-VC-40296A	OL-VC-40296A	OL-VC-40296A
		Sample Depth	0.50-0.75 Ft	0.75-1.00 Ft	1.00-1.25 Ft	1.25-1.50 Ft	1.50-1.75 Ft	2.00-2.50 Ft	2.00-2.50 Ft
		Field Sample ID	OL-1257-04	OL-1257-05	OL-1257-06	OL-1257-07	OL-1257-08	OL-1257-09	OL-1257-10
		Sample Date	6/4/2010	6/4/2010	6/4/2010	6/4/2010	6/4/2010	6/4/2010	6/4/2010
		SDG	JA48334	JA48334	JA48334	JA48334	JA48334	JA48334	JA48334
		Matrix	WATER	WATER	WATER	WATER	WATER	WATER	WATER
		Sample Purpose	Regular sample	Regular sample	Regular sample	Regular sample	Regular sample	Regular sample	Field duplicate
		Sample Type	Pore water	Pore water	Pore water	Pore water	Pore water	Pore water	Pore water
Method	Parameter Name	Units							
E300.0	CHLORIDE	mg/L						1530	1480
E300.0	SULFATE	mg/L						17 J	32.4 J
E353.2	NITRATE	mg/L							
E353.2	NITROGEN, NITRATE-NITRITE	mg/L						0.5 U	0.5 U
SM-4500-ClC	CHLORIDE	mg/L	885	1000	1180	1250	1390		
SM20-4500-HB	pH	S.U.	7.14	7.64	7.7	7.7	7.82	7.88	7.84
SM4500-NO2B	NITRITE	mg/l							
SM4500-PE	PHOSPHORUS, TOTAL ORTHOPHOSPHATE (AS P)	mg/L							
SW6010	CALCIUM	mg/L						101	182
SW6010	IRON	mg/L						1.75	2.64
SW6010	MAGNESIUM	mg/L						492	475
SW6010	MANGANESE	mg/L						0.208	0.299
SW6010	POTASSIUM	mg/L						18.4	18.4 J
SW6010	SODIUM	mg/L						438	435
SW9050	Conductivity	umhos/cm	4160	4660	5140	5710	6150	6360	6510

TABLE 9
SUMMARY OF GROUNDWATER CENTRIFUGE VIBRACORE ANALYTICAL RESULTS

		Location	OL-VC-40296A	OL-VC-40296A	OL-VC-40296A	OL-VC-40296A	OL-VC-40296A	OL-VC-40296A	OL-VC-40297
		Sample Depth	3.00-3.50 Ft	4.00-4.50 Ft	5.00-5.50 Ft	6.00-6.50 Ft	7.50-8.00 Ft	9.00-9.50 Ft	0.00-0.25 Ft
		Field Sample ID	OL-1257-11	OL-1257-12	OL-1257-13	OL-1257-14	OL-1257-15	OL-1257-16	OL-1240-18
		Sample Date	6/4/2010	6/4/2010	6/4/2010	6/4/2010	6/4/2010	6/4/2010	6/2/2010
		SDG	JA48334	JA48334	JA48334	JA48334	JA48334	JA48334	JA48096
		Matrix	WATER	WATER	WATER	WATER	WATER	WATER	WATER
		Sample Purpose	Regular sample	Regular sample	Regular sample	Regular sample	Regular sample	Regular sample	Regular sample
		Sample Type	Pore water	Pore water	Pore water	Pore water	Pore water	Pore water	Pore water
Method	Parameter Name	Units							
E300.0	CHLORIDE	mg/L	1840	2110	2380	2580	2760	2880	798
E300.0	SULFATE	mg/L	23.4	8	8.1	7.5	13.6	4.1 J	
E353.2	NITRATE	mg/L	0.52 U	0.52 U	0.52 U	0.52 U	0.52 U	0.52 U	
E353.2	NITROGEN, NITRATE-NITRITE	mg/L	0.5 U	0.5 U	0.5 U	0.5 U	0.5 U	0.5 U	
SM-4500-ClC	CHLORIDE	mg/L							
SM20-4500-HB	pH	S.U.	7.85	7.7	7.44	7.47	7.48	7.63	8.22
SM4500-NO2B	NITRITE	mg/l	0.02 U	0.02 U	0.02 U	0.02 U	0.02 U	0.02 U	
SM4500-PE	PHOSPHORUS, TOTAL ORTHOPHOSPHATE (AS P)	mg/L	0.033 J	0.02 J	0.018 J	0.025 J	0.054 J	0.76	
SW6010	CALCIUM	mg/L	136	230	269	271	352	283	
SW6010	IRON	mg/L	1.33	1.73	2.05	2.35	5.3	4.04	
SW6010	MAGNESIUM	mg/L	463	469	481	507	543	584	
SW6010	MANGANESE	mg/L	0.233	0.399	0.601	0.827	1.02	0.846	
SW6010	POTASSIUM	mg/L	22.7	25.5	30.1	34.6	39.2	43.2	
SW6010	SODIUM	mg/L	542	604	661	707	734	763	
SW9050	Conductivity	umhos/cm	7180	8110	9220	9620	9950	10300	3120

TABLE 9
SUMMARY OF GROUNDWATER CENTRIFUGE VIBRACORE ANALYTICAL RESULTS

		Location	OL-VC-40297	OL-VC-40297	OL-VC-40297	OL-VC-40297	OL-VC-40297	OL-VC-40297	OL-VC-40297
		Sample Depth	0.25-0.50 Ft	0.50-0.75 Ft	0.75-1.00 Ft	1.00-1.25 Ft	1.25-1.50 Ft	1.50-1.75 Ft	2.00-2.50 Ft
		Field Sample ID	OL-1240-19	OL-1240-20	OL-1241-01	OL-1241-02	OL-1241-03	OL-1241-04	OL-1241-05
		Sample Date	6/2/2010	6/2/2010	6/2/2010	6/2/2010	6/2/2010	6/2/2010	6/2/2010
		SDG	JA48096	JA48096	JA48097	JA48097	JA48097	JA48097	JA48097
		Matrix	WATER	WATER	WATER	WATER	WATER	WATER	WATER
		Sample Purpose	Regular sample	Regular sample	Regular sample	Regular sample	Regular sample	Regular sample	Regular sample
		Sample Type	Pore water	Pore water	Pore water	Pore water	Pore water	Pore water	Pore water
Method	Parameter Name	Units							
E300.0	CHLORIDE	mg/L	1270	1440	1750	1870	1930	2010	2430
E300.0	SULFATE	mg/L							17.1
E353.2	NITRATE	mg/L							
E353.2	NITROGEN, NITRATE-NITRITE	mg/L							
SM-4500-ClC	CHLORIDE	mg/L							
SM20-4500-HB	pH	S.U.	9.28	9.57	9.76	9.78	9.55	9.45	9.09
SM4500-NO2B	NITRITE	mg/l							
SM4500-PE	PHOSPHORUS, TOTAL ORTHOPHOSPHATE (AS P)	mg/L							
SW6010	CALCIUM	mg/L							
SW6010	IRON	mg/L							
SW6010	MAGNESIUM	mg/L							
SW6010	MANGANESE	mg/L							
SW6010	POTASSIUM	mg/L							
SW6010	SODIUM	mg/L							
SW9050	Conductivity	umhos/cm	4170	4760	5050	5580	5770	6140	7290

TABLE 9
SUMMARY OF GROUNDWATER CENTRIFUGE VIBRACORE ANALYTICAL RESULTS

		Location	OL-VC-40297	OL-VC-40297	OL-VC-40297	OL-VC-40297	OL-VC-40297	OL-VC-40297	OL-VC-40297
		Sample Depth	2.00-2.50 Ft	3.00-3.50 Ft	4.00-4.50 Ft	5.00-5.50 Ft	6.00-6.50 Ft	7.50-8.00 Ft	9.00-9.50 Ft
		Field Sample ID	OL-1241-06	OL-1241-07	OL-1241-08	OL-1241-09	OL-1241-10	OL-1241-11	OL-1241-12
		Sample Date	6/2/2010	6/2/2010	6/2/2010	6/2/2010	6/2/2010	6/2/2010	6/2/2010
		SDG	JA48097	JA48097	JA48097	JA48097	JA48097	JA48097	JA48097
		Matrix	WATER	WATER	WATER	WATER	WATER	WATER	WATER
		Sample Purpose	Field duplicate	Regular sample	Regular sample	Regular sample	Regular sample	Regular sample	Regular sample
		Sample Type	Pore water	Pore water	Pore water	Pore water	Pore water	Pore water	Pore water
Method	Parameter Name	Units							
E300.0	CHLORIDE	mg/L	2390	2940	2930	3110	3120	3030	3140
E300.0	SULFATE	mg/L	11.6	31.4	191	19	14.7	13.9	11.4
E353.2	NITRATE	mg/L		0.3 J		0.076 J	0.52 U	0.52 U	0.084 J
E353.2	NITROGEN, NITRATE-NITRITE	mg/L		0.31 J		0.076 J	0.04 J	0.5 U	0.084 J
SM-4500-ClC	CHLORIDE	mg/L							
SM20-4500-HB	pH	S.U.	9.2	7.95	7.79	7.71	7.56	7.6	7.93
SM4500-NO2B	NITRITE	mg/l		0.0065 J		0.02 UJ	0.02 UJ	0.02 UJ	0.02 UJ
SM4500-PE	PHOSPHORUS, TOTAL ORTHOPHOSPHATE (AS P)	mg/L		0.52 J		0.07 J	0.25 UJ	0.027 J	0.7 J
SW6010	CALCIUM	mg/L		302		199	233	366	241
SW6010	IRON	mg/L		0.727		1.3	2.24	5.51	2.15
SW6010	MAGNESIUM	mg/L		296		369	344	358	310
SW6010	MANGANESE	mg/L		0.47		0.624	0.656	1.11	0.465
SW6010	POTASSIUM	mg/L		54.4		54.9	55	66	61.6
SW6010	SODIUM	mg/L		826		862	831	896	797
SW9050	Conductivity	umhos/cm	7160	8870	9170	9620	9760	9550	9720

TABLE 9
SUMMARY OF GROUNDWATER CENTRIFUGE VIBRACORE ANALYTICAL RESULTS

		Location	OL-VC-40297A	OL-VC-40297A	OL-VC-40297A	OL-VC-40297A	OL-VC-40297A	OL-VC-40297A	OL-VC-40297A
		Sample Depth	0.00-0.25 Ft	0.25-0.50 Ft	0.50-0.75 Ft	0.75-1.00 Ft	1.00-1.25 Ft	1.25-1.50 Ft	1.50-1.75 Ft
		Field Sample ID	OL-1241-13	OL-1241-14	OL-1241-15	OL-1241-16	OL-1241-17	OL-1241-18	OL-1241-19
		Sample Date	6/2/2010	6/2/2010	6/2/2010	6/2/2010	6/2/2010	6/2/2010	6/2/2010
		SDG	JA48097	JA48097	JA48097	JA48097	JA48097	JA48097	JA48097
		Matrix	WATER	WATER	WATER	WATER	WATER	WATER	WATER
		Sample Purpose	Regular sample	Regular sample	Regular sample	Regular sample	Regular sample	Regular sample	Regular sample
		Sample Type	Pore water	Pore water	Pore water	Pore water	Pore water	Pore water	Pore water
Method	Parameter Name	Units							
E300.0	CHLORIDE	mg/L	670	926	1020	1330	1530	1590	1710
E300.0	SULFATE	mg/L							
E353.2	NITRATE	mg/L							
E353.2	NITROGEN, NITRATE-NITRITE	mg/L							
SM-4500-ClC	CHLORIDE	mg/L							
SM20-4500-HB	pH	S.U.	7.21	8.76	9.02	9.42	9.55	9.67	9.66
SM4500-NO2B	NITRITE	mg/l							
SM4500-PE	PHOSPHORUS, TOTAL ORTHOPHOSPHATE (AS P)	mg/L							
SW6010	CALCIUM	mg/L							
SW6010	IRON	mg/L							
SW6010	MAGNESIUM	mg/L							
SW6010	MANGANESE	mg/L							
SW6010	POTASSIUM	mg/L							
SW6010	SODIUM	mg/L							
SW9050	Conductivity	umhos/cm	3750	3270	3710	4490	4850	5070	5300

TABLE 9
SUMMARY OF GROUNDWATER CENTRIFUGE VIBRACORE ANALYTICAL RESULTS

		Location	OL-VC-40297A	OL-VC-40297A	OL-VC-40297A	OL-VC-40297A	OL-VC-40297A	OL-VC-40297A	OL-VC-40298
		Sample Depth	2.00-2.50 Ft	4.00-4.50 Ft	5.00-5.50 Ft	6.00-6.50 Ft	7.50-8.00 Ft	9.00-9.50 Ft	0.00-0.25 Ft
		Field Sample ID	OL-1241-20	OL-1242-02	OL-1242-03	OL-1242-04	OL-1242-05	OL-1242-06	OL-1258-12
		Sample Date	6/2/2010	6/2/2010	6/2/2010	6/2/2010	6/2/2010	6/2/2010	6/4/2010
		SDG	JA48097	JA48093	JA48093	JA48093	JA48093	JA48093	JA48335
		Matrix	WATER	WATER	WATER	WATER	WATER	WATER	WATER
		Sample Purpose	Regular sample	Regular sample	Regular sample	Regular sample	Regular sample	Regular sample	Regular sample
		Sample Type	Pore water	Pore water	Pore water	Pore water	Pore water	Pore water	Pore water
Method	Parameter Name	Units							
E300.0	CHLORIDE	mg/L	1940	3070	3110	3100	3230	3180	
E300.0	SULFATE	mg/L	6.4	14.5	7.6	11	19 J	22.8	
E353.2	NITRATE	mg/L	0.1 J	0.12 J	0.16 J	0.09 J	0.13 J	0.075 J	
E353.2	NITROGEN, NITRATE-NITRITE	mg/L	0.1 J	0.13 J	0.16 J	0.09 J	0.13 J	0.079 J	
SM-4500-ClC	CHLORIDE	mg/L							2850
SM20-4500-HB	pH	S.U.	9.69	7.53	7.63	7.58	7.84	8.17	7.23
SM4500-NO2B	NITRITE	mg/l	0.02 U	0.006 J	0.02 U	0.02 U	0.0032 J	0.0043 J	
SM4500-PE	PHOSPHORUS, TOTAL ORTHOPHOSPHATE (AS P)	mg/L	0.1 U	0.009 J	0.12	0.12	0.3	0.1 U	
SW6010	CALCIUM	mg/L	449	545	341	268	423	252	
SW6010	IRON	mg/L	1.12	5.52	1.87	2.15	3.64	1.55	
SW6010	MAGNESIUM	mg/L	143	390	368	347	334	334	
SW6010	MANGANESE	mg/L	0.222	0.963	0.574	0.845	0.731	0.189	
SW6010	POTASSIUM	mg/L	39.4	58.6	59.4	62	69.4	65.3	
SW6010	SODIUM	mg/L	512	893	899	891	885	864	
SW9050	Conductivity	umhos/cm	5810	9770	9470	9840	9580	9250	9780

TABLE 9
SUMMARY OF GROUNDWATER CENTRIFUGE VIBRACORE ANALYTICAL RESULTS

		Location	OL-VC-40298	OL-VC-40298	OL-VC-40298	OL-VC-40298	OL-VC-40298	OL-VC-40298	OL-VC-40298
		Sample Depth	0.25-0.50 Ft	0.50-0.75 Ft	0.75-1.00 Ft	1.00-1.25 Ft	1.25-1.50 Ft	1.50-1.75 Ft	2.00-2.50 Ft
		Field Sample ID	OL-1258-13	OL-1258-14	OL-1258-15	OL-1258-16	OL-1258-17	OL-1258-18	OL-1258-19
		Sample Date	6/4/2010	6/4/2010	6/4/2010	6/4/2010	6/4/2010	6/4/2010	6/4/2010
		SDG	JA48335	JA48335	JA48335	JA48335	JA48335	JA48335	JA48335
		Matrix	WATER	WATER	WATER	WATER	WATER	WATER	WATER
		Sample Purpose	Regular sample	Regular sample	Regular sample	Regular sample	Regular sample	Regular sample	Regular sample
		Sample Type	Pore water	Pore water	Pore water	Pore water	Pore water	Pore water	Pore water
Method	Parameter Name	Units							
E300.0	CHLORIDE	mg/L							14100
E300.0	SULFATE	mg/L							149
E353.2	NITRATE	mg/L							0.52 U
E353.2	NITROGEN, NITRATE-NITRITE	mg/L							0.5 U
SM-4500-ClC	CHLORIDE	mg/L	4530	5570	6380	8330	9220	10500	
SM20-4500-HB	pH	S.U.	7.22	7.17	7.17	7.18	7.03	7.2	7.03
SM4500-NO2B	NITRITE	mg/l							0.0026 J
SM4500-PE	PHOSPHORUS, TOTAL ORTHOPHOSPHATE (AS P)	mg/L							0.42 J
SW6010	CALCIUM	mg/L							1180
SW6010	IRON	mg/L							0.557
SW6010	MAGNESIUM	mg/L							120
SW6010	MANGANESE	mg/L							0.472
SW6010	POTASSIUM	mg/L							59.1
SW6010	SODIUM	mg/L							7090
SW9050	Conductivity	umhos/cm	14600	17900	20100	24100	27400	30300	38300

TABLE 9
SUMMARY OF GROUNDWATER CENTRIFUGE VIBRACORE ANALYTICAL RESULTS

		Location	OL-VC-40298	OL-VC-40298	OL-VC-40298	OL-VC-40298	OL-VC-40298	OL-VC-40298	OL-VC-40298
		Sample Depth	3.00-3.50 Ft	4.00-4.50 Ft	4.00-4.50 Ft	5.00-5.50 Ft	6.00-6.50 Ft	7.50-8.00 Ft	9.00-9.50 Ft
		Field Sample ID	OL-1258-20	OL-1259-01	OL-1259-02	OL-1259-03	OL-1259-04	OL-1259-05	OL-1259-06
		Sample Date	6/4/2010	6/4/2010	6/4/2010	6/4/2010	6/4/2010	6/4/2010	6/4/2010
		SDG	JA48335	JA48308	JA48308	JA48308	JA48308	JA48308	JA48308
		Matrix	WATER	WATER	WATER	WATER	WATER	WATER	WATER
		Sample Purpose	Regular sample	Regular sample	Field duplicate	Regular sample	Regular sample	Regular sample	Regular sample
		Sample Type	Pore water	Pore water	Pore water	Pore water	Pore water	Pore water	Pore water
Method	Parameter Name	Units							
E300.0	CHLORIDE	mg/L	17300			19700	22700	23600	25100
E300.0	SULFATE	mg/L	75.9			124	142	66.8	61.7
E353.2	NITRATE	mg/L	0.52 U	0.15 J	0.14 J	0.27 J	0.19 J	0.51 J	0.39 J
E353.2	NITROGEN, NITRATE-NITRITE	mg/L	0.5 U	0.15 J	0.14 J	0.27 J	0.19 J	0.51	0.39 J
SM-4500-ClC	CHLORIDE	mg/L							
SM20-4500-HB	pH	S.U.	6.88	6.96	7.07	7.01	7.14	6.94	6.93
SM4500-NO2B	NITRITE	mg/l	0.02 U	0.0025 J	0.02 U	0.02 U	0.02 U	0.02 U	0.02 U
SM4500-PE	PHOSPHORUS, TOTAL ORTHOPHOSPHATE (AS P)	mg/L	0.85	1.6	0.87	1.2	1.3	1.7	1.9
SW6010	CALCIUM	mg/L	1290	1320	1230	1050	881	738	720
SW6010	IRON	mg/L	0.583	0.638	0.259 J	0.506	0.352 J	0.274 J	0.176 J
SW6010	MAGNESIUM	mg/L	138	160	155	155	179	182	205
SW6010	MANGANESE	mg/L	0.624	0.627	0.372	0.217	0.24	0.293	0.353
SW6010	POTASSIUM	mg/L	74.9	56.8	57.7	61.4	69.2	67.6	76.6
SW6010	SODIUM	mg/L	9070	9230	9710	10300	10800	11400	13600
SW9050	Conductivity	umhos/cm	45500			48400	55900	58800	60000

TABLE 9
SUMMARY OF GROUNDWATER CENTRIFUGE VIBRACORE ANALYTICAL RESULTS

		Location	OL-VC-40299	OL-VC-40299	OL-VC-40299	OL-VC-40299	OL-VC-40299	OL-VC-40299	OL-VC-40299
		Sample Depth	0.00-0.25 Ft	0.25-0.50 Ft	0.50-0.75 Ft	0.75-1.00 Ft	1.00-1.25 Ft	1.25-1.50 Ft	1.50-1.75 Ft
		Field Sample ID	OL-1254-03	OL-1254-04	OL-1254-05	OL-1254-06	OL-1254-07	OL-1254-08	OL-1254-09
		Sample Date	6/4/2010	6/4/2010	6/4/2010	6/4/2010	6/4/2010	6/4/2010	6/4/2010
		SDG	JA48309	JA48309	JA48309	JA48309	JA48309	JA48309	JA48309
		Matrix	WATER	WATER	WATER	WATER	WATER	WATER	WATER
		Sample Purpose	Regular sample	Regular sample	Regular sample	Regular sample	Regular sample	Regular sample	Regular sample
		Sample Type	Pore water	Pore water	Pore water	Pore water	Pore water	Pore water	Pore water
Method	Parameter Name	Units							
E300.0	CHLORIDE	mg/L							
E300.0	SULFATE	mg/L							
E353.2	NITRATE	mg/L							
E353.2	NITROGEN, NITRATE-NITRITE	mg/L							
SM-4500-ClC	CHLORIDE	mg/L	922	1600	1920	2090	3610	4170	4720
SM20-4500-HB	pH	S.U.	7.44	7.36	7.36	7.29	7.32	7.33	7.21
SM4500-NO2B	NITRITE	mg/l							
SM4500-PE	PHOSPHORUS, TOTAL ORTHOPHOSPHATE (AS P)	mg/L							
SW6010	CALCIUM	mg/L							
SW6010	IRON	mg/L							
SW6010	MAGNESIUM	mg/L							
SW6010	MANGANESE	mg/L							
SW6010	POTASSIUM	mg/L							
SW6010	SODIUM	mg/L							
SW9050	Conductivity	umhos/cm	3670	5580	6400	7260	11000	12800	15100

TABLE 9
SUMMARY OF GROUNDWATER CENTRIFUGE VIBRACORE ANALYTICAL RESULTS

		Location	OL-VC-40299
		Sample Depth	2.00-2.50 Ft
		Field Sample ID	OL-1254-10
		Sample Date	6/4/2010
		SDG	JA48309
		Matrix	WATER
		Sample Purpose	Regular sample
		Sample Type	Pore water
Method	Parameter Name	Units	
E300.0	CHLORIDE	mg/L	7070
E300.0	SULFATE	mg/L	157
E353.2	NITRATE	mg/L	
E353.2	NITROGEN, NITRATE-NITRITE	mg/L	
SM-4500-ClC	CHLORIDE	mg/L	
SM20-4500-HB	pH	S.U.	7.07
SM4500-NO2B	NITRITE	mg/l	
SM4500-PE	PHOSPHORUS, TOTAL ORTHOPHOSPHATE (AS P)	mg/L	
SW6010	CALCIUM	mg/L	694
SW6010	IRON	mg/L	2.3
SW6010	MAGNESIUM	mg/L	64
SW6010	MANGANESE	mg/L	0.61
SW6010	POTASSIUM	mg/L	17.1
SW6010	SODIUM	mg/L	2240
SW9050	Conductivity	umhos/cm	20300

TABLE 9
SUMMARY OF GROUNDWATER CENTRIFUGE VIBRACORE ANALYTICAL RESULTS

		Location	OL-VC-40299	OL-VC-40299	OL-VC-40299	OL-VC-40299	OL-VC-40299	OL-VC-40299	OL-VC-40299	OL-VC-40301
		Sample Depth	2.00-2.50 Ft	3.00-3.50 Ft	4.00-4.50 Ft	5.00-5.50 Ft	6.00-6.50 Ft	7.50-8.00 Ft	9.00-9.50 Ft	0.00-0.25 Ft
		Field Sample ID	OL-1254-11	OL-1254-12	OL-1254-13	OL-1254-14	OL-1254-15	OL-1254-16	OL-1254-17	OL-1266-11
		Sample Date	6/4/2010	6/4/2010	6/4/2010	6/4/2010	6/4/2010	6/4/2010	6/4/2010	6/7/2010
		SDG	JA48309	JA48309	JA48309	JA48309	JA48309	JA48309	JA48309	JA48382
		Matrix	WATER	WATER	WATER	WATER	WATER	WATER	WATER	WATER
		Sample Purpose	Field duplicate	Regular sample	Regular sample	Regular sample	Regular sample	Regular sample	Regular sample	Regular sample
		Sample Type	Pore water	Pore water	Pore water	Pore water	Pore water	Pore water	Pore water	Pore water
Method	Parameter Name	Units								
E300.0	CHLORIDE	mg/L	6900	9170	12100	14000	16400	18100	21900	
E300.0	SULFATE	mg/L	107	123	48.2	43.5	31.2	23.2	33	
E353.2	NITRATE	mg/L		0.52 U	0.52 U	0.52 U	0.056 J	0.52 U		
E353.2	NITROGEN, NITRATE-NITRITE	mg/L		0.5 U	0.5 U	0.5 U	0.056 J	0.5 U	0.5 U	
SM-4500-ClC	CHLORIDE	mg/L								612
SM20-4500-HB	pH	S.U.	7.05	6.9	7.06	6.63	0	6.86	6.96	7.47
SM4500-NO2B	NITRITE	mg/l		0.02 U	0.02 U	0.02 U	0.02 U	0.02 U		
SM4500-PE	PHOSPHORUS, TOTAL ORTHOPHOSPHATE (AS P)	mg/L		0.88	2	0.31	5	4.9		
SW6010	CALCIUM	mg/L	858	823	874	909	802	746	773	
SW6010	IRON	mg/L	2.77	0.282 J	0.219 J	0.321 J	0.279 J	0.392 J	0.307 J	
SW6010	MAGNESIUM	mg/L	81.9	86	105	132	145	153	186	
SW6010	MANGANESE	mg/L	0.908	0.26	0.459	0.276	0.36	0.677	0.695	
SW6010	POTASSIUM	mg/L	21.4	32	34.9	43.7	48.4	51.3	59.6	
SW6010	SODIUM	mg/L	2940	5110	6170	7800	9290	10200	12000	
SW9050	Conductivity	umhos/cm	19400	24600	31300	35000	42400	45000	54500	2710

TABLE 9
SUMMARY OF GROUNDWATER CENTRIFUGE VIBRACORE ANALYTICAL RESULTS

		Location		OL-VC-40301	OL-VC-40301	OL-VC-40301	OL-VC-40301	OL-VC-40301	OL-VC-40301	OL-VC-40301	OL-VC-40301
		Sample Depth		0.25-0.50 Ft	0.50-0.75 Ft	0.75-1.00 Ft	1.00-1.25 Ft	1.25-1.50 Ft	1.50-1.75 Ft	2.00-2.50 Ft	3.00-3.50 Ft
		Field Sample ID		OL-1266-12	OL-1266-13	OL-1266-14	OL-1266-15	OL-1266-16	OL-1266-17	OL-1266-18	OL-1266-19
		Sample Date		6/7/2010	6/7/2010	6/7/2010	6/7/2010	6/7/2010	6/7/2010	6/7/2010	6/7/2010
		SDG		JA48382	JA48382	JA48382	JA48382	JA48382	JA48382	JA48382	JA48382
		Matrix		WATER	WATER	WATER	WATER	WATER	WATER	WATER	WATER
		Sample Purpose		Regular sample	Regular sample	Regular sample	Regular sample	Regular sample	Regular sample	Regular sample	Regular sample
		Sample Type		Pore water	Pore water	Pore water	Pore water	Pore water	Pore water	Pore water	Pore water
Method	Parameter Name	Units									
E300.0	CHLORIDE	mg/L								1660	2330
E300.0	SULFATE	mg/L								18.7	74.8
E353.2	NITRATE	mg/L								0.52 U	0.52
E353.2	NITROGEN, NITRATE-NITRITE	mg/L								0.5 U	0.5
SM-4500-ClC	CHLORIDE	mg/L		745	855	1060	1090	1150	1250		
SM20-4500-HB	pH	S.U.		7.54	7.32	7.26	7.39	7.52	7.29	7.3	7.26
SM4500-NO2B	NITRITE	mg/l								0.0032 J	0.02
SM4500-PE	PHOSPHORUS, TOTAL ORTHOPHOSPHATE (AS P)	mg/L								0.02 J	0.01
SW6010	CALCIUM	mg/L								273	432
SW6010	IRON	mg/L								1.68	8.83
SW6010	MAGNESIUM	mg/L								245	391
SW6010	MANGANESE	mg/L								0.649	0.791
SW6010	POTASSIUM	mg/L								14.4	23.1
SW6010	SODIUM	mg/L								390	752
SW9050	Conductivity	umhos/cm		3240	3750	4890	4800	4930	5490	6940	8810

TABLE 9
SUMMARY OF GROUNDWATER CENTRIFUGE VIBRACORE ANALYTICAL RESULTS

		Location		OL-VC-40301	OL-VC-40301	OL-VC-40301	OL-VC-40301	OL-VC-40301	OL-VC-40301	OL-VC-40302	OL-VC-40302
		Sample Depth		4.00-4.50 Ft	5.00-5.50 Ft	5.00-5.50 Ft	6.00-6.50 Ft	7.50-8.00 Ft	9.00-9.30 Ft	0.00-0.25 Ft	0.50-0.75 Ft
		Field Sample ID		OL-1266-20	OL-1267-01	OL-1267-02	OL-1267-03	OL-1267-04	OL-1267-05	OL-1265-16	OL-1265-17
		Sample Date		6/7/2010	6/7/2010	6/7/2010	6/7/2010	6/7/2010	6/7/2010	6/7/2010	6/7/2010
		SDG		JA48382	JA48383	JA48383	JA48383	JA48383	JA48383	JA48381	JA48381
		Matrix		WATER	WATER	WATER	WATER	WATER	WATER	WATER	WATER
		Sample Purpose		Regular sample	Regular sample	Field duplicate	Regular sample	Regular sample	Regular sample	Regular sample	Regular sample
		Sample Type		Pore water	Pore water	Pore water	Pore water	Pore water	Pore water	Pore water	Pore water
Method	Parameter Name	Units									
E300.0	CHLORIDE	mg/L		3050	3900	3870	4710	5010	6580		
E300.0	SULFATE	mg/L		6 J	931	684	636	966	595		
E353.2	NITRATE	mg/L	U	0.52 U							
E353.2	NITROGEN, NITRATE-NITRITE	mg/L	U	0.5 U			0.5 U		0.5 U		
SM-4500-ClC	CHLORIDE	mg/L								9590	26500
SM20-4500-HB	pH	S.U.		6.93	6.89	6.88	6.71	6.9	6.69	6.9	7.26
SM4500-NO2B	NITRITE	mg/l	U	0.0029 J							
SM4500-PE	PHOSPHORUS, TOTAL ORTHOPHOSPHATE (AS P)	mg/L	J	0.1 U							
SW6010	CALCIUM	mg/L		651			1510	1040	1070		
SW6010	IRON	mg/L		20.2			28	25.9	27.1		
SW6010	MAGNESIUM	mg/L		350			149	87.8	118		
SW6010	MANGANESE	mg/L		1.79			2.38	1.6	3.47		
SW6010	POTASSIUM	mg/L		25.9			24	25.4	39.9		
SW6010	SODIUM	mg/L		962			1070	1240	2650		
SW9050	Conductivity	umhos/cm		10800	11900	11700	13700	14800	18000	27400	66100

TABLE 9
SUMMARY OF GROUNDWATER CENTRIFUGE VIBRACORE ANALYTICAL RESULTS

		Location		OL-VC-40302	OL-VC-40302	OL-VC-40302	OL-VC-40302	OL-VC-40302	OL-VC-40302	OL-VC-40302
		Sample Depth		0.25-0.50 Ft	0.75-1.00 Ft	1.00-1.25 Ft	1.25-1.50 Ft	1.50-1.75 Ft	2.00-2.50 Ft	2.00-2.50 Ft
		Field Sample ID		OL-1265-18	OL-1265-19	OL-1265-20	OL-1266-01	OL-1266-02	OL-1266-03	OL-1266-04
		Sample Date		6/7/2010	6/7/2010	6/7/2010	6/7/2010	6/7/2010	6/7/2010	6/7/2010
		SDG		JA48381	JA48381	JA48381	JA48382	JA48382	JA48382	JA48382
		Matrix		WATER	WATER	WATER	WATER	WATER	WATER	WATER
		Sample Purpose		Regular sample	Regular sample	Regular sample	Regular sample	Regular sample	Regular sample	Field duplicate
		Sample Type		Pore water	Pore water	Pore water	Pore water	Pore water	Pore water	Pore water
Method	Parameter Name	Units								
E300.0	CHLORIDE	mg/L							33200	33700
E300.0	SULFATE	mg/L							144	230
E353.2	NITRATE	mg/L								
E353.2	NITROGEN, NITRATE-NITRITE	mg/L							0.5 U	0.5
SM-4500-ClC	CHLORIDE	mg/L		19600	29200	29800	28000	25800		
SM20-4500-HB	pH	S.U.		7.03	7.45	7.79	8.15	7.94	7.3	7.12
SM4500-NO2B	NITRITE	mg/l								
SM4500-PE	PHOSPHORUS, TOTAL ORTHOPHOSPHATE (AS P)	mg/L								
SW6010	CALCIUM	mg/L							5470	5470
SW6010	IRON	mg/L							7.54	3.47
SW6010	MAGNESIUM	mg/L							337	375
SW6010	MANGANESE	mg/L							1.39	0.797
SW6010	POTASSIUM	mg/L							160	169
SW6010	SODIUM	mg/L							11100	12300
SW9050	Conductivity	umhos/cm		51500	72100	72600	69500	64100	74900	75900

TABLE 9
SUMMARY OF GROUNDWATER CENTRIFUGE VIBRACORE ANALYTICAL RESULTS

		Location	OL-VC-40302	OL-VC-40302	OL-VC-40302	OL-VC-40302	OL-VC-40302	OL-VC-40302	OL-VC-40305	OL-VC-40305
		Sample Depth	3.00-3.50 Ft	4.00-4.50 Ft	5.00-5.50 Ft	6.00-6.50 Ft	7.50-8.00 Ft	9.00-9.50 Ft	0.00-0.25 Ft	0.25-0.50 Ft
		Field Sample ID	OL-1266-05	OL-1266-06	OL-1266-07	OL-1266-08	OL-1266-09	OL-1266-10	OL-1265-01	OL-1265-02
		Sample Date	6/7/2010	6/7/2010	6/7/2010	6/7/2010	6/7/2010	6/7/2010	6/7/2010	6/7/2010
		SDG	JA48382	JA48382	JA48382	JA48382	JA48382	JA48382	JA48381	JA48381
		Matrix	WATER	WATER	WATER	WATER	WATER	WATER	WATER	WATER
		Sample Purpose	Regular sample	Regular sample	Regular sample	Regular sample	Regular sample	Regular sample	Regular sample	Regular sample
		Sample Type	Pore water	Pore water	Pore water	Pore water	Pore water	Pore water	Pore water	Pore water
Method	Parameter Name	Units								
E300.0	CHLORIDE	mg/L	35800	35500	36600	38500	38900	39500		
E300.0	SULFATE	mg/L	549	377	1100	353	373	807		
E353.2	NITRATE	mg/L	0.52 U	0.52 U	0.52 U	0.52 U	0.52 U	0.52 U		
E353.2	NITROGEN, NITRATE-NITRITE	mg/L	0.5 U	0.5 U	0.5 U	0.5 U	0.5 U	0.5 U		
SM-4500-ClC	CHLORIDE	mg/L							8110	13100
SM20-4500-HB	pH	S.U.	6.82	6.57	6.53	6.32	6.41	6.7	7.1	6.78
SM4500-NO2B	NITRITE	mg/l	0.0021 J	0.02 U	0.02 U	0.02 U	0.02 U	0.02 U		
SM4500-PE	PHOSPHORUS, TOTAL ORTHOPHOSPHATE (AS P)	mg/L	0.1 U	0.1 U	0.1 U	0.1 U	0.1 U	0.1 U		
SW6010	CALCIUM	mg/L	3820	6200	7330	7670	8600	6020		
SW6010	IRON	mg/L	1.36	0.774	0.803	0.381 J	0.356 J	0.781		
SW6010	MAGNESIUM	mg/L	294	425	430	410	397	361		
SW6010	MANGANESE	mg/L	0.311	0.398	0.348	0.332	0.377	0.367		
SW6010	POTASSIUM	mg/L	128	173	170	167	169	168		
SW6010	SODIUM	mg/L	9500	12700	13300	12000	12800	14600		
SW9050	Conductivity	umhos/cm	69500	80300	75500	84300	87000	57800	23100	34600

TABLE 9
SUMMARY OF GROUNDWATER CENTRIFUGE VIBRACORE ANALYTICAL RESULTS

		Location		OL-VC-40305	OL-VC-40305	OL-VC-40305	OL-VC-40305	OL-VC-40305	OL-VC-40305	OL-VC-40305
		Sample Depth		0.50-0.75 Ft	0.75-1.00 Ft	1.00-1.25 Ft	1.25-1.50 Ft	1.50-1.75 Ft	2.00-2.50 Ft	2.00-2.50 Ft
		Field Sample ID		OL-1265-03	OL-1265-04	OL-1265-05	OL-1265-06	OL-1265-07	OL-1265-08	OL-1265-09
		Sample Date		6/7/2010	6/7/2010	6/7/2010	6/7/2010	6/7/2010	6/7/2010	6/7/2010
		SDG		JA48381	JA48381	JA48381	JA48381	JA48381	JA48381	JA48381
		Matrix		WATER	WATER	WATER	WATER	WATER	WATER	WATER
		Sample Purpose		Regular sample	Regular sample	Regular sample	Regular sample	Regular sample	Regular sample	Field duplicate
		Sample Type		Pore water	Pore water	Pore water	Pore water	Pore water	Pore water	Pore water
Method	Parameter Name	Units								
E300.0	CHLORIDE	mg/L							58800	62900
E300.0	SULFATE	mg/L							83.7	71.2 J
E353.2	NITRATE	mg/L								
E353.2	NITROGEN, NITRATE-NITRITE	mg/L							0.4 J	0.22 J
SM-4500-ClC	CHLORIDE	mg/L		18300	23300	30100	34100	37800		
SM20-4500-HB	pH	S.U.		6.65	6.6	6.63	6.56	6.5	6.63	6.43
SM4500-NO2B	NITRITE	mg/l								
SM4500-PE	PHOSPHORUS, TOTAL ORTHOPHOSPHATE (AS P)	mg/L								
SW6010	CALCIUM	mg/L								14000
SW6010	IRON	mg/L								38.5
SW6010	MAGNESIUM	mg/L								95.7
SW6010	MANGANESE	mg/L								2.86
SW6010	POTASSIUM	mg/L								220
SW6010	SODIUM	mg/L								11800
SW9050	Conductivity	umhos/cm		47300	53600	73200	80800	86800	110000	117000

TABLE 9
SUMMARY OF GROUNDWATER CENTRIFUGE VIBRACORE ANALYTICAL RESULTS

		Location	OL-VC-40305	OL-VC-40305	OL-VC-40305	OL-VC-40305	OL-VC-40305	OL-VC-40305	OL-VC-40306	OL-VC-40306
		Sample Depth	3.00-3.50 Ft	4.00-4.50 Ft	5.00-5.50 Ft	6.00-6.50 Ft	7.50-8.00 Ft	9.00-9.50 Ft	0.00-0.25 Ft	0.25-0.50 Ft
		Field Sample ID	OL-1265-10	OL-1265-11	OL-1265-12	OL-1265-13	OL-1265-14	OL-1265-15	OL-1261-08	OL-1261-09
		Sample Date	6/7/2010	6/7/2010	6/7/2010	6/7/2010	6/7/2010	6/7/2010	6/7/2010	6/7/2010
		SDG	JA48381	JA48381	JA48381	JA48381	JA48381	JA48381	JA48377	JA48377
		Matrix	WATER	WATER	WATER	WATER	WATER	WATER	WATER	WATER
		Sample Purpose	Regular sample	Regular sample	Regular sample	Regular sample	Regular sample	Regular sample	Regular sample	Regular sample
		Sample Type	Pore water	Pore water	Pore water	Pore water	Pore water	Pore water	Pore water	Pore water
Method	Parameter Name	Units								
E300.0	CHLORIDE	mg/L	69500	80100	74400	76500	77900	77600		
E300.0	SULFATE	mg/L	52.2 J	72.2 J	46.5 J	69.1 J	79.5 J	52.2 J		
E353.2	NITRATE	mg/L	0.52 U	0.52 U		0.52 U	0.52 U			
E353.2	NITROGEN, NITRATE-NITRITE	mg/L	0.5 U	0.5 U	0.5 U	0.5 U	0.5 U	0.5 U		
SM-4500-ClC	CHLORIDE	mg/L							995	1420
SM20-4500-HB	pH	S.U.	6.18	6.06	6.05	6.06	6.06	6.06	6.91	6.94
SM4500-NO2B	NITRITE	mg/l	0.02 U	0.02 U		0.02 U	0.02 U			
SM4500-PE	PHOSPHORUS, TOTAL ORTHOPHOSPHATE (AS P)	mg/L	0.1 U	0.1 U		0.1 U	0.1 U			
SW6010	CALCIUM	mg/L	18500	21600	22600	22000	23200	24200		
SW6010	IRON	mg/L	12.1	14.8	3.48	2.55	2.99	2.4		
SW6010	MAGNESIUM	mg/L	91.2	98	91.7	87.7	83.8	88.2		
SW6010	MANGANESE	mg/L	2.91	2.88	2.16	2	2.24	1.97		
SW6010	POTASSIUM	mg/L	283	357	370	368	386	399		
SW6010	SODIUM	mg/L	16700	19800	19500	19300	19800	20400		
SW9050	Conductivity	umhos/cm	133000	122000	141000	143000	142000	142000	4250	5410

TABLE 9
SUMMARY OF GROUNDWATER CENTRIFUGE VIBRACORE ANALYTICAL RESULTS

		Location		OL-VC-40306	OL-VC-40306	OL-VC-40306	OL-VC-40306	OL-VC-40306	OL-VC-40306	OL-VC-40306
		Sample Depth		0.50-0.75 Ft	0.75-1.00 Ft	1.00-1.25 Ft	1.25-1.50 Ft	1.50-1.75 Ft	2.00-2.50 Ft	3.00-3.50 Ft
		Field Sample ID		OL-1261-10	OL-1261-11	OL-1261-12	OL-1261-13	OL-1261-14	OL-1261-15	OL-1261-16
		Sample Date		6/7/2010	6/7/2010	6/7/2010	6/7/2010	6/7/2010	6/7/2010	6/7/2010
		SDG		JA48377	JA48377	JA48377	JA48377	JA48377	JA48377	JA48377
		Matrix		WATER	WATER	WATER	WATER	WATER	WATER	WATER
		Sample Purpose		Regular sample	Regular sample	Regular sample	Regular sample	Regular sample	Regular sample	Regular sample
		Sample Type		Pore water	Pore water	Pore water	Pore water	Pore water	Pore water	Pore water
Method	Parameter Name	Units								
E300.0	CHLORIDE	mg/L							6310	8620
E300.0	SULFATE	mg/L							21.2	92.8
E353.2	NITRATE	mg/L							0.056 J	0.52 U
E353.2	NITROGEN, NITRATE-NITRITE	mg/L							0.062 J	0.5 U
SM-4500-ClC	CHLORIDE	mg/L		1950	2480	3760	3240	4420		
SM20-4500-HB	pH	S.U.		7.01	7.04	7.07	7.13	7.01	6.97	6.96
SM4500-NO2B	NITRITE	mg/l							0.0065 J	0.02 U
SM4500-PE	PHOSPHORUS, TOTAL ORTHOPHOSPHATE (AS P)	mg/L							0.1 U	0.05 U
SW6010	CALCIUM	mg/L							989	971
SW6010	IRON	mg/L							17.7	6.88
SW6010	MAGNESIUM	mg/L							635	804
SW6010	MANGANESE	mg/L							1.48	2.5
SW6010	POTASSIUM	mg/L							45.6	61.3
SW6010	SODIUM	mg/L							2020	2780
SW9050	Conductivity	umhos/cm		7190	8690	12100	10900	14000	189000	24100

TABLE 9
SUMMARY OF GROUNDWATER CENTRIFUGE VIBRACORE ANALYTICAL RESULTS

		Location	OL-VC-40306	OL-VC-40306	OL-VC-40306	OL-VC-40306	OL-VC-40306	OL-VC-40307	OL-VC-40307	OL-VC-40307
		Sample Depth	4.00-4.50 Ft	5.00-5.50 Ft	6.00-6.50 Ft	7.50-8.00 Ft	9.00-9.50 Ft	0.00-0.25 Ft	0.25-0.50 Ft	0.50-0.75 Ft
		Field Sample ID	OL-1261-17	OL-1261-18	OL-1261-19	OL-1261-20	OL-1262-01	OL-1256-08	OL-1256-09	OL-1256-10
		Sample Date	6/7/2010	6/7/2010	6/7/2010	6/7/2010	6/7/2010	6/4/2010	6/4/2010	6/4/2010
		SDG	JA48377	JA48377	JA48377	JA48377	JA48378	JA48303	JA48303	JA48303
		Matrix	WATER	WATER	WATER	WATER	WATER	WATER	WATER	WATER
		Sample Purpose	Regular sample	Regular sample	Regular sample	Regular sample	Regular sample	Regular sample	Regular sample	Regular sample
		Sample Type	Pore water	Pore water	Pore water	Pore water	Pore water	Pore water	Pore water	Pore water
Method	Parameter Name	Units								
E300.0	CHLORIDE	mg/L	10300	12400	14600	17600	21400			
E300.0	SULFATE	mg/L	27.6	25.5	29.9	52.1	35.3			
E353.2	NITRATE	mg/L	0.52 U	0.52 U	0.17 J	0.52 U	0.52 U			
E353.2	NITROGEN, NITRATE-NITRITE	mg/L	0.5 U	0.5 U	0.17 J	0.5 U	0.5 U			
SM-4500-ClC	CHLORIDE	mg/L						3830	3100	3980
SM20-4500-HB	pH	S.U.	6.97	7.01	7.07	6.95	6.84	7.24	7.08	7.42
SM4500-NO2B	NITRITE	mg/l	0.0087 J	0.02 U	0.0024 J	0.0032 J	0.0084 J			
SM4500-PE	PHOSPHORUS, TOTAL ORTHOPHOSPHATE (AS P)	mg/L	0.1 U	0.1 U	0.1 U	0.1 U	0.01 J			
SW6010	CALCIUM	mg/L	1210	1570	931	2580	3570			
SW6010	IRON	mg/L	4.46	3.39	1.36	16.5	4.31			
SW6010	MAGNESIUM	mg/L	828	819	323	442	189			
SW6010	MANGANESE	mg/L	2.61	2.25	0.998	2.57	2.41			
SW6010	POTASSIUM	mg/L	70.6	83.8	44.4	107	98.5			
SW6010	SODIUM	mg/L	3330	4110	2390	6620	8530			
SW9050	Conductivity	umhos/cm	28200	33300	38100	44700	52300	11600	9700	12800

TABLE 9
SUMMARY OF GROUNDWATER CENTRIFUGE VIBRACORE ANALYTICAL RESULTS

		Location		OL-VC-40307	OL-VC-40307	OL-VC-40307	OL-VC-40307	OL-VC-40307	OL-VC-40307	OL-VC-40307
		Sample Depth		0.75-1.00 Ft	1.00-1.25 Ft	1.25-1.50 Ft	1.50-1.75 Ft	2.00-2.50 Ft	6.00-6.50 Ft	7.50-8.00 Ft
		Field Sample ID		OL-1256-11	OL-1256-12	OL-1256-13	OL-1256-14	OL-1256-15	OL-1256-19	OL-1256-20
		Sample Date		6/4/2010	6/4/2010	6/4/2010	6/4/2010	6/4/2010	6/4/2010	6/4/2010
		SDG		JA48303	JA48303	JA48303	JA48303	JA48303	JA48303	JA48303
		Matrix		WATER	WATER	WATER	WATER	WATER	WATER	WATER
		Sample Purpose		Regular sample	Regular sample	Regular sample	Regular sample	Regular sample	Regular sample	Regular sample
		Sample Type		Pore water	Pore water	Pore water	Pore water	Pore water	Pore water	Pore water
Method	Parameter Name	Units								
E300.0	CHLORIDE	mg/L						14300		33800
E300.0	SULFATE	mg/L						311		42
E353.2	NITRATE	mg/L							0.2 J	0.21 J
E353.2	NITROGEN, NITRATE-NITRITE	mg/L							0.2 J	0.21 J
SM-4500-ClC	CHLORIDE	mg/L		7560	1070	11100	10700			
SM20-4500-HB	pH	S.U.		7.44	7.62	7.85	7.69	7.57	6.57	6.67
SM4500-NO2B	NITRITE	mg/l							0.02 U	0.02 U
SM4500-PE	PHOSPHORUS, TOTAL ORTHOPHOSPHATE (AS P)	mg/L							0.048 J	0.067 J
SW6010	CALCIUM	mg/L							3680	2570
SW6010	IRON	mg/L							0.301 J	0.753
SW6010	MAGNESIUM	mg/L							175	166
SW6010	MANGANESE	mg/L							0.545	0.58
SW6010	POTASSIUM	mg/L							83	77.6
SW6010	SODIUM	mg/L							11800	12000
SW9050	Conductivity	umhos/cm		21400	2730	27700	29000	36400		74500

TABLE 9
SUMMARY OF GROUNDWATER CENTRIFUGE VIBRACORE ANALYTICAL RESULTS

		Location	OL-VC-40307	OL-VC-50087	OL-VC-50087	OL-VC-50087	OL-VC-50087	OL-VC-50087	OL-VC-50087	OL-VC-50087
		Sample Depth	9.00-9.50 Ft	0.00-0.25 Ft	0.25-0.50 Ft	0.50-0.75 Ft	0.75-1.00 Ft	1.00-1.25 Ft	1.25-1.50 Ft	1.50-1.75 Ft
		Field Sample ID	OL-1257-01	OL-1242-07	OL-1242-08	OL-1242-09	OL-1242-10	OL-1242-11	OL-1242-12	OL-1242-13
		Sample Date	6/4/2010	6/2/2010	6/2/2010	6/2/2010	6/2/2010	6/2/2010	6/2/2010	6/2/2010
		SDG	JA48334	JA48093	JA48093	JA48093	JA48093	JA48093	JA48093	JA48093
		Matrix	WATER	WATER	WATER	WATER	WATER	WATER	WATER	WATER
		Sample Purpose	Regular sample	Regular sample	Regular sample	Regular sample	Regular sample	Regular sample	Regular sample	Regular sample
		Sample Type	Pore water	Pore water	Pore water	Pore water	Pore water	Pore water	Pore water	Pore water
Method	Parameter Name	Units								
E300.0	CHLORIDE	mg/L	34500	611	680	1070	2140	3260	4640	6040
E300.0	SULFATE	mg/L	15.7 J							
E353.2	NITRATE	mg/L	0.52 U							
E353.2	NITROGEN, NITRATE-NITRITE	mg/L	0.5 U							
SM-4500-ClC	CHLORIDE	mg/L								
SM20-4500-HB	pH	S.U.	6.9	7.17	7.23	7.27	7.38	7.63	7.33	7.45
SM4500-NO2B	NITRITE	mg/l	0.02 U							
SM4500-PE	PHOSPHORUS, TOTAL ORTHOPHOSPHATE (AS P)	mg/L	0.029 J							
SW6010	CALCIUM	mg/L	1100							
SW6010	IRON	mg/L	0.71							
SW6010	MAGNESIUM	mg/L	185							
SW6010	MANGANESE	mg/L	0.277							
SW6010	POTASSIUM	mg/L	72.2							
SW6010	SODIUM	mg/L	2600							
SW9050	Conductivity	umhos/cm	84300	3190	3590	4630	7280	9910	14100	13700

TABLE 9
SUMMARY OF GROUNDWATER CENTRIFUGE VIBRACORE ANALYTICAL RESULTS

		Location		OL-VC-50087	OL-VC-50087	OL-VC-50087	OL-VC-50087	OL-VC-50087	OL-VC-50087	OL-VC-50087
		Sample Depth		2.00-2.50 Ft	2.00-2.50 Ft	3.00-3.50 Ft	4.00-4.50 Ft	5.00-5.50 Ft	6.00-6.50 Ft	7.50-8.00 Ft
		Field Sample ID		OL-1242-14	OL-1242-15	OL-1242-16	OL-1242-17	OL-1242-18	OL-1242-19	OL-1242-20
		Sample Date		6/2/2010	6/2/2010	6/2/2010	6/2/2010	6/2/2010	6/2/2010	6/2/2010
		SDG		JA48093	JA48093	JA48093	JA48093	JA48093	JA48093	JA48093
		Matrix		WATER	WATER	WATER	WATER	WATER	WATER	WATER
		Sample Purpose		Regular sample	Field duplicate	Regular sample	Regular sample	Regular sample	Regular sample	Regular sample
		Sample Type		Pore water	Pore water	Pore water	Pore water	Pore water	Pore water	Pore water
Method	Parameter Name	Units								
E300.0	CHLORIDE	mg/L		8900	9090	13700	17400	22200	26900	32200
E300.0	SULFATE	mg/L		462	421	593	870	893	1140	1580
E353.2	NITRATE	mg/L						0.13 J	0.18 J	0.12 J
E353.2	NITROGEN, NITRATE-NITRITE	mg/L						0.13 J	0.18 J	0.12 J
SM-4500-ClC	CHLORIDE	mg/L								
SM20-4500-HB	pH	S.U.		7.22	7.36	7.34	7.13	7.07	7.19	7.16
SM4500-NO2B	NITRITE	mg/l						0.02 U	0.0049 J	0.02 U
SM4500-PE	PHOSPHORUS, TOTAL ORTHOPHOSPHATE (AS P)	mg/L						0.46	0.4	0.16
SW6010	CALCIUM	mg/L						1390	1490	1250
SW6010	IRON	mg/L						0.344 J	0.202 J	1.36
SW6010	MAGNESIUM	mg/L						315	343	284
SW6010	MANGANESE	mg/L						1.14	1.1	0.762
SW6010	POTASSIUM	mg/L						187	205	169
SW6010	SODIUM	mg/L						12100	13200	11500
SW9050	Conductivity	umhos/cm		17300	24600	35600	45900	56000	64500	76000

TABLE 9
SUMMARY OF GROUNDWATER CENTRIFUGE VIBRACORE ANALYTICAL RESULTS

		Location	OL-VC-50087	OL-VC-50088	OL-VC-50088	OL-VC-50088	OL-VC-50088	OL-VC-50088	OL-VC-50088	OL-VC-50088
		Sample Depth	9.00-9.50 Ft	0.00-0.25 Ft	0.25-0.50 Ft	0.50-0.75 Ft	0.75-1.00 Ft	1.00-1.25 Ft	1.25-1.50 Ft	1.50-1.75 Ft
		Field Sample ID	OL-1243-01	OL-1231-09	OL-1231-10	OL-1231-11	OL-1231-12	OL-1231-13	OL-1231-14	OL-1231-15
		Sample Date	6/2/2010	6/1/2010	6/1/2010	6/1/2010	6/1/2010	6/1/2010	6/1/2010	6/1/2010
		SDG	JA48095	JA47862	JA47862	JA47862	JA47862	JA47862	JA47862	JA47862
		Matrix	WATER	WATER	WATER	WATER	WATER	WATER	WATER	WATER
		Sample Purpose	Regular sample	Regular sample	Regular sample	Regular sample	Regular sample	Regular sample	Regular sample	Regular sample
		Sample Type	Pore water	Pore water	Pore water	Pore water	Pore water	Pore water	Pore water	Pore water
Method	Parameter Name	Units								
E300.0	CHLORIDE	mg/L	38500	1090	1970	2850	5180	6460	5390	4500
E300.0	SULFATE	mg/L	1860							
E353.2	NITRATE	mg/L								
E353.2	NITROGEN, NITRATE-NITRITE	mg/L	0.05 J							
SM-4500-ClC	CHLORIDE	mg/L								
SM20-4500-HB	pH	S.U.	7.26	6.97	7.08	7.18	7.22	7.1	7.07	7.06
SM4500-NO2B	NITRITE	mg/l								
SM4500-PE	PHOSPHORUS, TOTAL ORTHOPHOSPHATE (AS P)	mg/L								
SW6010	CALCIUM	mg/L	1940							
SW6010	IRON	mg/L	2.6							
SW6010	MAGNESIUM	mg/L	450							
SW6010	MANGANESE	mg/L	1.22							
SW6010	POTASSIUM	mg/L	268							
SW6010	SODIUM	mg/L	17900							
SW9050	Conductivity	umhos/cm	87400	4220	7050	9800	16200	19600	17000	14500

TABLE 9
SUMMARY OF GROUNDWATER CENTRIFUGE VIBRACORE ANALYTICAL RESULTS

		Location		OL-VC-50088	OL-VC-50088	OL-VC-50088	OL-VC-50088	OL-VC-50088	OL-VC-50088	OL-VC-50088
		Sample Depth		2.00-2.50 Ft	3.00-3.50 Ft	4.00-4.50 Ft	5.00-5.50 Ft	6.00-6.50 Ft	7.50-8.00 Ft	9.00-9.50 Ft
		Field Sample ID		OL-1231-16	OL-1231-17	OL-1231-18	OL-1231-19	OL-1231-20	OL-1232-01	OL-1232-02
		Sample Date		6/1/2010	6/1/2010	6/1/2010	6/1/2010	6/1/2010	6/1/2010	6/1/2010
		SDG		JA47862	JA47862	JA47862	JA47862	JA47862	JA47853	JA47853
		Matrix		WATER	WATER	WATER	WATER	WATER	WATER	WATER
		Sample Purpose		Regular sample	Regular sample	Regular sample	Regular sample	Regular sample	Regular sample	Regular sample
		Sample Type		Pore water	Pore water	Pore water	Pore water	Pore water	Pore water	Pore water
Method	Parameter Name	Units								
E300.0	CHLORIDE	mg/L		8050	11900	15900	19700	23900	29100	36700
E300.0	SULFATE	mg/L		9.1 J	13.6 J	8.6 J	20 UJ	120 UJ	10.2 J	40 U
E353.2	NITRATE	mg/L		0.52 U	0.52 U	0.52 U	0.52 U	0.52 U	0.14 J	0.51 U
E353.2	NITROGEN, NITRATE-NITRITE	mg/L		0.5 U	0.5 U	0.5 U	0.5 U	0.5 U	0.14 J	0.5 U
SM-4500-ClC	CHLORIDE	mg/L								
SM20-4500-HB	pH	S.U.		6.86	6.76	6.73	6.7	6.62	6.64	6.78
SM4500-NO2B	NITRITE	mg/l		0.02 U	0.02 U	0.02 U	0.0026 J	0.02 U	0.01 UJ	0.01 UJ
SM4500-PE	PHOSPHORUS, TOTAL ORTHOPHOSPHATE (AS P)	mg/L		0.29 J	0.27 J	0.19 J	0.1 J	0.07 J	0.5 UJ	0.87 J
SW6010	CALCIUM	mg/L		813	1170	1300	1520	2020	2290	1750
SW6010	IRON	mg/L		15.8	24.3	49.1	76.2	122	107	16.1
SW6010	MAGNESIUM	mg/L		152	213	270	351	476	567	450
SW6010	MANGANESE	mg/L		2.35	3.37	4.91	5.95	8.76	8.29	4.61
SW6010	POTASSIUM	mg/L		62.3	86	108	146	207	261	216
SW6010	SODIUM	mg/L		3550	5030	6200	8250	11500	13800	11100
SW9050	Conductivity	umhos/cm		24200	32800	43700	51300	60300	67800	84000

TABLE 9
SUMMARY OF GROUNDWATER CENTRIFUGE VIBRACORE ANALYTICAL RESULTS

		Location	OL-VC-50088A	OL-VC-50088A	OL-VC-50088A	OL-VC-50088A	OL-VC-50088A	OL-VC-50088A	OL-VC-50088A	OL-VC-50088A
		Sample Depth	0.00-0.25 Ft	0.25-0.50 Ft	0.50-0.75 Ft	0.75-1.00 Ft	1.00-1.25 Ft	1.25-1.50 Ft	1.50-1.75 Ft	2.00-2.50 Ft
		Field Sample ID	OL-1232-15	OL-1232-16	OL-1232-17	OL-1232-18	OL-1232-19	OL-1232-20	OL-1233-01	OL-1233-02
		Sample Date	6/1/2010	6/1/2010	6/1/2010	6/1/2010	6/1/2010	6/1/2010	6/1/2010	6/1/2010
		SDG	JA47853	JA47853	JA47853	JA47853	JA47853	JA47853	JA47863	JA47863
		Matrix	WATER	WATER	WATER	WATER	WATER	WATER	WATER	WATER
		Sample Purpose	Regular sample	Regular sample	Regular sample	Regular sample	Regular sample	Regular sample	Regular sample	Regular sample
		Sample Type	Pore water	Pore water	Pore water	Pore water	Pore water	Pore water	Pore water	Pore water
Method	Parameter Name	Units								
E300.0	CHLORIDE	mg/L	1710	2750	3500	4800	6000	6970	7610	9170
E300.0	SULFATE	mg/L								17.2
E353.2	NITRATE	mg/L								0.52
E353.2	NITROGEN, NITRATE-NITRITE	mg/L								0.5
SM-4500-ClC	CHLORIDE	mg/L								
SM20-4500-HB	pH	S.U.	7.23	7.13	7.06	7.06	7.03	6.97	7.35	6.8
SM4500-NO2B	NITRITE	mg/l								0.02
SM4500-PE	PHOSPHORUS, TOTAL ORTHOPHOSPHATE (AS P)	mg/L								0.19
SW6010	CALCIUM	mg/L								695
SW6010	IRON	mg/L								8.33
SW6010	MAGNESIUM	mg/L								129
SW6010	MANGANESE	mg/L								1.74
SW6010	POTASSIUM	mg/L								43.4
SW6010	SODIUM	mg/L								3160
SW9050	Conductivity	umhos/cm	6180	9040	11600	15000	18100	20400	19000	22300

TABLE 9
SUMMARY OF GROUNDWATER CENTRIFUGE VIBRACORE ANALYTICAL RESULTS

		Location		OL-VC-50088A	OL-VC-50088A	OL-VC-50088A	OL-VC-50088A	OL-VC-50088A	OL-VC-50088A
		Sample Depth		2.00-2.50 Ft	3.00-3.50 Ft	4.00-4.50 Ft	5.00-5.50 Ft	6.00-6.50 Ft	7.50-8.00 Ft
		Field Sample ID		OL-1233-03	OL-1233-04	OL-1233-05	OL-1233-06	OL-1233-07	OL-1233-08
		Sample Date		6/1/2010	6/1/2010	6/1/2010	6/1/2010	6/1/2010	6/1/2010
		SDG		JA47863	JA47863	JA47863	JA47863	JA47863	JA47863
		Matrix		WATER	WATER	WATER	WATER	WATER	WATER
		Sample Purpose		Field duplicate	Regular sample	Regular sample	Regular sample	Regular sample	Regular sample
		Sample Type		Pore water	Pore water	Pore water	Pore water	Pore water	Pore water
Method	Parameter Name	Units							
E300.0	CHLORIDE	mg/L		9190	13200	17400	21500	25500	33100
E300.0	SULFATE	mg/L		14.4	12.3 J	6.5 J	6.4 J	6.6 J	30 U
E353.2	NITRATE	mg/L	U		0.52 U	0.52 U	0.52 U	0.34 J	0.52 U
E353.2	NITROGEN, NITRATE-NITRITE	mg/L	U	0.5 U	0.5 U	0.5 U	0.5 U	0.34 J	0.5 U
SM-4500-ClC	CHLORIDE	mg/L							
SM20-4500-HB	pH	S.U.		6.93	6.84	6.54	6.58	6.61	6.63
SM4500-NO2B	NITRITE	mg/l	U		0.02 U	0.0037 J	0.02 U	0.02 U	0.02 U
SM4500-PE	PHOSPHORUS, TOTAL ORTHOPHOSPHATE (AS P)	mg/L	J		0.5 U	0.12 J	0.5 U	0.5 U	0.5 U
SW6010	CALCIUM	mg/L		792	944	1090	1540	1770	1980
SW6010	IRON	mg/L		7.67	17.5	67.3	122	114	21.4
SW6010	MAGNESIUM	mg/L		147	208	266	416	493	587
SW6010	MANGANESE	mg/L		2.02	3.27	5.38	7.74	7.48	5.66
SW6010	POTASSIUM	mg/L		50.7	71	88.7	142	191	243
SW6010	SODIUM	mg/L		3770	4910	6390	9280	11500	14600
SW9050	Conductivity	umhos/cm		24700	35600	44400	48900	58800	73000

TABLE 9
SUMMARY OF GROUNDWATER CENTRIFUGE VIBRACORE ANALYTICAL RESULTS

		Location	OL-VC-50088A	OL-VC-50089	OL-VC-50089	OL-VC-50089	OL-VC-50089	OL-VC-50089	OL-VC-50089
		Sample Depth	9.00-9.50 Ft	0.00-0.25 Ft	0.25-0.50 Ft	0.50-0.75 Ft	0.75-1.00 Ft	1.00-1.25 Ft	1.25-1.50 Ft
		Field Sample ID	OL-1233-09	OL-1234-01	OL-1234-02	OL-1234-03	OL-1234-04	OL-1234-05	OL-1234-06
		Sample Date	6/1/2010	6/1/2010	6/1/2010	6/1/2010	6/1/2010	6/1/2010	6/1/2010
		SDG	JA47863	JA47864	JA47864	JA47864	JA47864	JA47864	JA47864
		Matrix	WATER	WATER	WATER	WATER	WATER	WATER	WATER
		Sample Purpose	Regular sample	Regular sample	Regular sample	Regular sample	Regular sample	Regular sample	Regular sample
		Sample Type	Pore water	Pore water	Pore water	Pore water	Pore water	Pore water	Pore water
Method	Parameter Name	Units							
E300.0	CHLORIDE	mg/L	38800	964	1600	2410	2950	4430	4960
E300.0	SULFATE	mg/L	18.3 J						
E353.2	NITRATE	mg/L	0.52 U						
E353.2	NITROGEN, NITRATE-NITRITE	mg/L	0.5 U						
SM-4500-ClC	CHLORIDE	mg/L							
SM20-4500-HB	pH	S.U.	6.68	7.29	7.3	7.28	7.16	7.02	7.03
SM4500-NO2B	NITRITE	mg/l	0.02 U						
SM4500-PE	PHOSPHORUS, TOTAL ORTHOPHOSPHATE (AS P)	mg/L	0.5 U						
SW6010	CALCIUM	mg/L	2990						
SW6010	IRON	mg/L	14.9						
SW6010	MAGNESIUM	mg/L	765						
SW6010	MANGANESE	mg/L	6.68						
SW6010	POTASSIUM	mg/L	339						
SW6010	SODIUM	mg/L	18700						
SW9050	Conductivity	umhos/cm	82700	3830	5530	7760	9790	13300	14400

TABLE 9
SUMMARY OF GROUNDWATER CENTRIFUGE VIBRACORE ANALYTICAL RESULTS

		Location	OL-VC-50089	OL-VC-50089	OL-VC-50089	OL-VC-50089	OL-VC-50089	OL-VC-50089	OL-VC-50089
		Sample Depth	1.50-1.75 Ft	2.00-2.50 Ft	2.00-2.50 Ft	3.00-3.50 Ft	4.00-4.50 Ft	5.00-5.50 Ft	6.00-6.50 Ft
		Field Sample ID	OL-1234-07	OL-1234-08	OL-1234-09	OL-1234-10	OL-1234-11	OL-1234-12	OL-1234-13
		Sample Date	6/1/2010	6/1/2010	6/1/2010	6/1/2010	6/1/2010	6/1/2010	6/1/2010
		SDG	JA47864	JA47864	JA47864	JA47864	JA47864	JA47864	JA47864
		Matrix	WATER	WATER	WATER	WATER	WATER	WATER	WATER
		Sample Purpose	Regular sample	Regular sample	Field duplicate	Regular sample	Regular sample	Regular sample	Regular sample
		Sample Type	Pore water	Pore water	Pore water	Pore water	Pore water	Pore water	Pore water
Method	Parameter Name	Units							
E300.0	CHLORIDE	mg/L	5480	7020	7500	9860	18500	13400	20000
E300.0	SULFATE	mg/L		12.2 J	22.9 J	70.2	20 U	65.4	18.5 J
E353.2	NITRATE	mg/L		0.52 U		0.21 J	0.14 J	0.11 J	0.051 J
E353.2	NITROGEN, NITRATE-NITRITE	mg/L		0.5 U	0.5 U	0.21 J	0.14 J	0.11 J	0.051 J
SM-4500-ClC	CHLORIDE	mg/L							
SM20-4500-HB	pH	S.U.	7.06	6.86	6.83	6.89	6.59	6.52	6.52
SM4500-NO2B	NITRITE	mg/l		0.0037 J		0.02 U	0.02 U	0.02 U	0.02 U
SM4500-PE	PHOSPHORUS, TOTAL ORTHOPHOSPHATE (AS P)	mg/L		0.5 U		0.5 U	0.5 U	0.5 U	0.5 U
SW6010	CALCIUM	mg/L		983	833	1230	1950	1540	2440
SW6010	IRON	mg/L		16.6 J	7.38 J	21.4	122	64.1	123
SW6010	MAGNESIUM	mg/L		173	169	270	548	371	656
SW6010	MANGANESE	mg/L		2.4	1.74	3.46	9.65	6.91	9.67
SW6010	POTASSIUM	mg/L		60.5	70.9	104	214	138	259
SW6010	SODIUM	mg/L		2890	2980	4150	8200	5880	9620
SW9050	Conductivity	umhos/cm	14500	20200	20700	27400	46400	34300	46800

TABLE 9
SUMMARY OF GROUNDWATER CENTRIFUGE VIBRACORE ANALYTICAL RESULTS

		Location	OL-VC-50089	OL-VC-50089	OL-VC-60274	OL-VC-60274	OL-VC-60274	OL-VC-60274	OL-VC-60274
		Sample Depth	7.50-8.00 Ft	9.00-9.50 Ft	0.25-0.50 Ft	1.50-1.75 Ft	2.00-2.50 Ft	2.00-2.50 Ft	3.00-3.50 Ft
		Field Sample ID	OL-1234-14	OL-1234-15	OL-1244-02	OL-1244-07	OL-1244-08	OL-1244-09	OL-1244-10
		Sample Date	6/1/2010	6/1/2010	6/3/2010	6/3/2010	6/3/2010	6/3/2010	6/3/2010
		SDG	JA47864	JA47864	JA48266	JA48266	JA48266	JA48266	JA48266
		Matrix	WATER	WATER	WATER	WATER	WATER	WATER	WATER
		Sample Purpose	Regular sample	Regular sample	Regular sample	Regular sample	Regular sample	Field duplicate	Regular sample
		Sample Type	Pore water	Pore water	Pore water	Pore water	Pore water	Pore water	Pore water
Method	Parameter Name	Units							
E300.0	CHLORIDE	mg/L	22800	29900			10900	11100	16500
E300.0	SULFATE	mg/L	69.3	85.5			455	536	285
E353.2	NITRATE	mg/L	0.35 J	0.52 U					0.18 J
E353.2	NITROGEN, NITRATE-NITRITE	mg/L	0.35 J	0.5 U					0.18 J
SM-4500-ClC	CHLORIDE	mg/L			1110	2580			
SM20-4500-HB	pH	S.U.	6.58	6.62	11.53	11.17	7.99	8.01	7.27
SM4500-NO2B	NITRITE	mg/l	0.02 U	0.02 U					0.02 U
SM4500-PE	PHOSPHORUS, TOTAL ORTHOPHOSPHATE (AS P)	mg/L	0.5 U	0.5 U					0.029 J
SW6010	CALCIUM	mg/L	2590	3340					1390
SW6010	IRON	mg/L	110	44.8					5.88
SW6010	MAGNESIUM	mg/L	703	1000					35.6
SW6010	MANGANESE	mg/L	9.53	10.1					0.602
SW6010	POTASSIUM	mg/L	290	360					97.1
SW6010	SODIUM	mg/L	10500	13800					8120
SW9050	Conductivity	umhos/cm	55800	70700	88300	4260	27900	27400	38100

TABLE 9
SUMMARY OF GROUNDWATER CENTRIFUGE VIBRACORE ANALYTICAL RESULTS

		Location	OL-VC-60274	OL-VC-60274	OL-VC-60274	OL-VC-60274	OL-VC-60274	OL-VC-60275	OL-VC-60275
		Sample Depth	4.00-4.50 Ft	5.00-5.50 Ft	6.00-6.50 Ft	7.50-8.00 Ft	9.00-9.50 Ft	0.25-0.50 Ft	0.50-0.75 Ft
		Field Sample ID	OL-1244-11	OL-1244-12	OL-1244-13	OL-1244-14	OL-1244-15	OL-1247-03	OL-1247-04
		Sample Date	6/3/2010	6/3/2010	6/3/2010	6/3/2010	6/3/2010	6/3/2010	6/3/2010
		SDG	JA48266	JA48266	JA48266	JA48266	JA48266	JA48264	JA48264
		Matrix	WATER	WATER	WATER	WATER	WATER	WATER	WATER
		Sample Purpose	Regular sample	Regular sample	Regular sample	Regular sample	Regular sample	Regular sample	Regular sample
		Sample Type	Pore water	Pore water	Pore water	Pore water	Pore water	Pore water	Pore water
Method	Parameter Name	Units							
E300.0	CHLORIDE	mg/L	17000	23500	27600	31700	38000	1610	1460
E300.0	SULFATE	mg/L	231	286	212	215	126		
E353.2	NITRATE	mg/L				0.24 J	0.52 U		
E353.2	NITROGEN, NITRATE-NITRITE	mg/L			0.21 J	0.24 J	0.5 U		
SM-4500-ClC	CHLORIDE	mg/L							
SM20-4500-HB	pH	S.U.	7.36	7.3	7.02	6.88	6.76	7.22	7.11
SM4500-NO2B	NITRITE	mg/l				0.02 U	0.02 U		
SM4500-PE	PHOSPHORUS, TOTAL ORTHOPHOSPHATE (AS P)	mg/L				0.1 U	0.071 J		
SW6010	CALCIUM	mg/L			3180	1740	372		
SW6010	IRON	mg/L			11.1	5.28	0.0204 J		
SW6010	MAGNESIUM	mg/L			108	116	42.4		
SW6010	MANGANESE	mg/L			2.67	0.457	0.0525		
SW6010	POTASSIUM	mg/L			81.5	69.2	12.7		
SW6010	SODIUM	mg/L			10300	12900	19500		
SW9050	Conductivity	umhos/cm	40400	54300	60700	72800	82600	5720	5670

TABLE 9
SUMMARY OF GROUNDWATER CENTRIFUGE VIBRACORE ANALYTICAL RESULTS

		Location	OL-VC-60275	OL-VC-60275	OL-VC-60275	OL-VC-60275	OL-VC-60275	OL-VC-60275	OL-VC-60275
		Sample Depth	0.75-1.00 Ft	1.00-1.25 Ft	1.25-1.50 Ft	1.50-1.75 Ft	2.00-2.50 Ft	2.00-2.50 Ft	3.00-3.50 Ft
		Field Sample ID	OL-1247-05	OL-1247-06	OL-1247-07	OL-1247-08	OL-1247-09	OL-1247-10	OL-1247-11
		Sample Date	6/3/2010	6/3/2010	6/3/2010	6/3/2010	6/3/2010	6/3/2010	6/3/2010
		SDG	JA48264	JA48264	JA48264	JA48264	JA48264	JA48264	JA48264
		Matrix	WATER	WATER	WATER	WATER	WATER	WATER	WATER
		Sample Purpose	Regular sample	Regular sample	Regular sample	Regular sample	Regular sample	Field duplicate	Regular sample
		Sample Type	Pore water	Pore water	Pore water	Pore water	Pore water	Pore water	Pore water
Method	Parameter Name	Units							
E300.0	CHLORIDE	mg/L	1550			1820	1970	1930	2620
E300.0	SULFATE	mg/L					242	183	57.8
E353.2	NITRATE	mg/L							0.053 J
E353.2	NITROGEN, NITRATE-NITRITE	mg/L							0.053 J
SM-4500-ClC	CHLORIDE	mg/L							
SM20-4500-HB	pH	S.U.	7.31	7.43	8.16	7.5	7.39	7.43	7.54
SM4500-NO2B	NITRITE	mg/l							0.02 U
SM4500-PE	PHOSPHORUS, TOTAL ORTHOPHOSPHATE (AS P)	mg/L							0.091 J
SW6010	CALCIUM	mg/L					219	165	286
SW6010	IRON	mg/L					8.23	8.37	3.16
SW6010	MAGNESIUM	mg/L					12.9	13.2	11.9
SW6010	MANGANESE	mg/L					0.337	0.246	0.294
SW6010	POTASSIUM	mg/L					16.5	11.7	31
SW6010	SODIUM	mg/L					653	449	1280
SW9050	Conductivity	umhos/cm	5640	5770	6170	6030	6300	6260	7920

TABLE 9
SUMMARY OF GROUNDWATER CENTRIFUGE VIBRACORE ANALYTICAL RESULTS

		Location	OL-VC-60275	OL-VC-60275	OL-VC-60275	OL-VC-60275	OL-VC-60275	OL-VC-60276	OL-VC-60276
		Sample Depth	4.00-4.50 Ft	5.00-5.50 Ft	6.00-6.50 Ft	7.50-8.00 Ft	9.00-9.50 Ft	0.00-0.25 Ft	0.25-0.50 Ft
		Field Sample ID	OL-1247-12	OL-1247-13	OL-1247-14	OL-1247-15	OL-1247-16	OL-1250-01	OL-1250-02
		Sample Date	6/3/2010	6/3/2010	6/3/2010	6/3/2010	6/3/2010	6/3/2010	6/3/2010
		SDG	JA48264	JA48264	JA48264	JA48264	JA48264	JA48261	JA48261
		Matrix	WATER	WATER	WATER	WATER	WATER	WATER	WATER
		Sample Purpose	Regular sample	Regular sample	Regular sample	Regular sample	Regular sample	Regular sample	Regular sample
		Sample Type	Pore water	Pore water	Pore water	Pore water	Pore water	Pore water	Pore water
Method	Parameter Name	Units							
E300.0	CHLORIDE	mg/L	3090	3890	7550	16800	27500	6670	6640
E300.0	SULFATE	mg/L	45.9	39.2	41.1	11.8	61.9		
E353.2	NITRATE	mg/L	0.52 U			0.24 J			
E353.2	NITROGEN, NITRATE-NITRITE	mg/L	0.5 U			0.24 J			
SM-4500-ClC	CHLORIDE	mg/L							
SM20-4500-HB	pH	S.U.	7.64	7.79	7.54	6.99	6.9	7.93	7.94
SM4500-NO2B	NITRITE	mg/l	0.02 U			0.02 U			
SM4500-PE	PHOSPHORUS, TOTAL ORTHOPHOSPHATE (AS P)	mg/L	0.57			0.15			
SW6010	CALCIUM	mg/L	275	167	279	737	1160		
SW6010	IRON	mg/L	2.19	2.38	1.69	0.875	0.823		
SW6010	MAGNESIUM	mg/L	12.7	8.37	16	47.9	115		
SW6010	MANGANESE	mg/L	0.17	0.0978	0.115	0.138	0.152		
SW6010	POTASSIUM	mg/L	36.6	26.7	28.5	42.2	57.2		
SW6010	SODIUM	mg/L	1400	1040	1930	4680	8250		
SW9050	Conductivity	umhos/cm	9460	10800	19700	42300	65700	19100	19900

TABLE 9
SUMMARY OF GROUNDWATER CENTRIFUGE VIBRACORE ANALYTICAL RESULTS

		Location	OL-VC-60276	OL-VC-60276	OL-VC-60276	OL-VC-60276	OL-VC-60276	OL-VC-60276	OL-VC-60276
		Sample Depth	0.50-0.75 Ft	0.75-1.00 Ft	1.00-1.25 Ft	1.25-1.50 Ft	1.50-1.75 Ft	2.00-2.50 Ft	2.00-2.50 Ft
		Field Sample ID	OL-1250-03	OL-1250-04	OL-1250-05	OL-1250-06	OL-1250-07	OL-1250-08	OL-1250-09
		Sample Date	6/3/2010	6/3/2010	6/3/2010	6/3/2010	6/3/2010	6/3/2010	6/3/2010
		SDG	JA48261	JA48261	JA48261	JA48261	JA48261	JA48261	JA48261
		Matrix	WATER	WATER	WATER	WATER	WATER	WATER	WATER
		Sample Purpose	Regular sample	Regular sample	Regular sample	Regular sample	Regular sample	Regular sample	Field duplicate
		Sample Type	Pore water	Pore water	Pore water	Pore water	Pore water	Pore water	Pore water
Method	Parameter Name	Units							
E300.0	CHLORIDE	mg/L	7610	7390	7760	7120	8130	9430	9850
E300.0	SULFATE	mg/L						130	147
E353.2	NITRATE	mg/L							
E353.2	NITROGEN, NITRATE-NITRITE	mg/L							
SM-4500-ClC	CHLORIDE	mg/L							
SM20-4500-HB	pH	S.U.	7.93	7.97	7.95	8.09	7.92	7.81	7.87
SM4500-NO2B	NITRITE	mg/l							
SM4500-PE	PHOSPHORUS, TOTAL ORTHOPHOSPHATE (AS P)	mg/L							
SW6010	CALCIUM	mg/L							
SW6010	IRON	mg/L							
SW6010	MAGNESIUM	mg/L							
SW6010	MANGANESE	mg/L							
SW6010	POTASSIUM	mg/L							
SW6010	SODIUM	mg/L							
SW9050	Conductivity	umhos/cm	21300	20800	22000	16900	21800	26000	26500

TABLE 9
SUMMARY OF GROUNDWATER CENTRIFUGE VIBRACORE ANALYTICAL RESULTS

		Location	OL-VC-60276	OL-VC-60276	OL-VC-60276	OL-VC-60276	OL-VC-60276	OL-VC-60276	OL-VC-60276
		Sample Depth	3.00-3.50 Ft	4.00-4.50 Ft	5.00-5.50 Ft	6.00-6.50 Ft	7.50-8.00 Ft	9.00-9.50 Ft	0.00-6.00 Ft
		Field Sample ID	OL-1250-10	OL-1250-11	OL-1250-12	OL-1250-13	OL-1250-14	OL-1250-15	OL-1250-16
		Sample Date	6/3/2010	6/3/2010	6/3/2010	6/3/2010	6/3/2010	6/3/2010	6/3/2010
		SDG	JA48261	JA48261	JA48261	JA48261	JA48261	JA48261	JA48261
		Matrix	WATER	WATER	WATER	WATER	WATER	WATER	WATER
		Sample Purpose	Regular sample	Regular sample	Regular sample	Regular sample	Regular sample	Regular sample	Regular sample
		Sample Type	Pore water	Pore water	Pore water	Pore water	Pore water	Pore water	Pore water
Method	Parameter Name	Units							
E300.0	CHLORIDE	mg/L	14800	17200	19700	22600	27500	33100	
E300.0	SULFATE	mg/L	129	165	150	151	155	96.2	
E353.2	NITRATE	mg/L	0.52 U	0.16 J					
E353.2	NITROGEN, NITRATE-NITRITE	mg/L	0.5 U	0.16 J					
SM-4500-ClC	CHLORIDE	mg/L							
SM20-4500-HB	pH	S.U.	7.49	7.24	7.2	7.23	6.97	6.89	
SM4500-NO2B	NITRITE	mg/l	0.02 U	0.02 U					
SM4500-PE	PHOSPHORUS, TOTAL ORTHOPHOSPHATE (AS P)	mg/L	0.061 J	0.057 J					
SW6010	CALCIUM	mg/L	652	532	1180		860	1000	
SW6010	IRON	mg/L	3.06	1.36	9.68		1.89	2.25	
SW6010	MAGNESIUM	mg/L	62.7	66.8	79.8		115	142	
SW6010	MANGANESE	mg/L	0.448	0.211	1.19		0.332	0.317	
SW6010	POTASSIUM	mg/L	30	30.7	23.2		37.7	41.4	
SW6010	SODIUM	mg/L	4940	5900	5150		10200	11700	
SW9050	Conductivity	umhos/cm	38400	43900	50000	56400	66100	78900	

TABLE 9
SUMMARY OF GROUNDWATER CENTRIFUGE VIBRACORE ANALYTICAL RESULTS

		Location	OL-VC-60277	OL-VC-60277	OL-VC-60277	OL-VC-60277	OL-VC-60277	OL-VC-60277	OL-VC-60277
		Sample Depth	0.00-0.25 Ft	1.00-1.25 Ft	1.25-1.50 Ft	1.50-1.75 Ft	2.00-2.50 Ft	2.00-2.50 Ft	3.00-3.50 Ft
		Field Sample ID	OL-1244-16	OL-1244-20	OL-1245-01	OL-1245-02	OL-1245-03	OL-1245-04	OL-1245-05
		Sample Date	6/3/2010	6/3/2010	6/3/2010	6/3/2010	6/3/2010	6/3/2010	6/3/2010
		SDG	JA48266	JA48266	JA48262	JA48262	JA48262	JA48262	JA48262
		Matrix	WATER	WATER	WATER	WATER	WATER	WATER	WATER
		Sample Purpose	Regular sample	Regular sample	Regular sample	Regular sample	Regular sample	Field duplicate	Regular sample
		Sample Type	Pore water	Pore water	Pore water	Pore water	Pore water	Pore water	Pore water
Method	Parameter Name	Units							
E300.0	CHLORIDE	mg/L			291	342	383	367	378
E300.0	SULFATE	mg/L					48.1	74.9	134
E353.2	NITRATE	mg/L							
E353.2	NITROGEN, NITRATE-NITRITE	mg/L							0.5 U
SM-4500-ClC	CHLORIDE	mg/L	369	269					
SM20-4500-HB	pH	S.U.	8.12	8.07	8.2	8.54	8.82	8.88	9.25
SM4500-NO2B	NITRITE	mg/l							
SM4500-PE	PHOSPHORUS, TOTAL ORTHOPHOSPHATE (AS P)	mg/L							
SW6010	CALCIUM	mg/L					383		390
SW6010	IRON	mg/L					42.2		30.9
SW6010	MAGNESIUM	mg/L					31.5		24.5
SW6010	MANGANESE	mg/L					1.36		1.02
SW6010	POTASSIUM	mg/L					13.3		19.7
SW6010	SODIUM	mg/L					142		210
SW9050	Conductivity	umhos/cm	2070	1540	1430	1420	1530	1530	1570

TABLE 9
SUMMARY OF GROUNDWATER CENTRIFUGE VIBRACORE ANALYTICAL RESULTS

		Location	OL-VC-60277	OL-VC-60277	OL-VC-60277	OL-VC-60277	OL-VC-60277	OL-VC-60278	OL-VC-60278
		Sample Depth	4.00-4.50 Ft	5.00-5.50 Ft	6.00-6.50 Ft	7.50-8.00 Ft	9.00-9.50 Ft	0.00-0.25 Ft	0.25-0.50 Ft
		Field Sample ID	OL-1245-06	OL-1245-07	OL-1245-08	OL-1245-09	OL-1245-10	OL-1245-11	OL-1245-12
		Sample Date	6/3/2010	6/3/2010	6/3/2010	6/3/2010	6/3/2010	6/3/2010	6/3/2010
		SDG	JA48262	JA48262	JA48262	JA48262	JA48262	JA48262	JA48262
		Matrix	WATER	WATER	WATER	WATER	WATER	WATER	WATER
		Sample Purpose	Regular sample	Regular sample	Regular sample	Regular sample	Regular sample	Regular sample	Regular sample
		Sample Type	Pore water	Pore water	Pore water	Pore water	Pore water	Pore water	Pore water
Method	Parameter Name	Units							
E300.0	CHLORIDE	mg/L	400	510	1150	5150	8050	625	686
E300.0	SULFATE	mg/L	98.1	182	74.6	178	140		
E353.2	NITRATE	mg/L							
E353.2	NITROGEN, NITRATE-NITRITE	mg/L	0.61						
SM-4500-ClC	CHLORIDE	mg/L							
SM20-4500-HB	pH	S.U.	9.16	9.56	9.36	8.09	7.93	7.47	7.68
SM4500-NO2B	NITRITE	mg/l							
SM4500-PE	PHOSPHORUS, TOTAL ORTHOPHOSPHATE (AS P)	mg/L							
SW6010	CALCIUM	mg/L	422						
SW6010	IRON	mg/L	35.9						
SW6010	MAGNESIUM	mg/L	35.8						
SW6010	MANGANESE	mg/L	1.39						
SW6010	POTASSIUM	mg/L	18						
SW6010	SODIUM	mg/L	210						
SW9050	Conductivity	umhos/cm	1520	2010	3800	15200	22400	2580	2560

TABLE 9
SUMMARY OF GROUNDWATER CENTRIFUGE VIBRACORE ANALYTICAL RESULTS

		Location	OL-VC-60278	OL-VC-60278	OL-VC-60278	OL-VC-60278	OL-VC-60278	OL-VC-60278	OL-VC-60278
		Sample Depth	0.50-0.75 Ft	0.75-1.00 Ft	3.00-3.50 Ft	4.00-4.50 Ft	5.00-5.50 Ft	6.00-6.50 Ft	7.50-8.00 Ft
		Field Sample ID	OL-1245-13	OL-1245-14	OL-1245-19	OL-1245-20	OL-1246-01	OL-1246-02	OL-1246-03
		Sample Date	6/3/2010	6/3/2010	6/3/2010	6/3/2010	6/3/2010	6/3/2010	6/3/2010
		SDG	JA48262	JA48262	JA48262	JA48262	JA48263	JA48263	JA48263
		Matrix	WATER	WATER	WATER	WATER	WATER	WATER	WATER
		Sample Purpose	Regular sample	Regular sample	Regular sample	Regular sample	Regular sample	Regular sample	Regular sample
		Sample Type	Pore water	Pore water	Pore water	Pore water	Pore water	Pore water	Pore water
Method	Parameter Name	Units							
E300.0	CHLORIDE	mg/L	652	646	1620	6760	11700	15700	24300
E300.0	SULFATE	mg/L			345	141	42.5	27.7	74.6
E353.2	NITRATE	mg/L							
E353.2	NITROGEN, NITRATE-NITRITE	mg/L							
SM-4500-ClC	CHLORIDE	mg/L							
SM20-4500-HB	pH	S.U.	7.64	7.63	7.58	7.63	7.62	7.64	7.44
SM4500-NO2B	NITRITE	mg/l							
SM4500-PE	PHOSPHORUS, TOTAL ORTHOPHOSPHATE (AS P)	mg/L							
SW6010	CALCIUM	mg/L							
SW6010	IRON	mg/L							
SW6010	MAGNESIUM	mg/L							
SW6010	MANGANESE	mg/L							
SW6010	POTASSIUM	mg/L							
SW6010	SODIUM	mg/L							
SW9050	Conductivity	umhos/cm	2760	2360	5610	19100	31600	39200	58200

TABLE 9
SUMMARY OF GROUNDWATER CENTRIFUGE VIBRACORE ANALYTICAL RESULTS

		Location	OL-VC-60278	OL-VC-60278	OL-VC-60278A	OL-VC-60278A	OL-VC-60278A	OL-VC-60278A	OL-VC-60278A
		Sample Depth	9.00-9.50 Ft	0.00-6.00 Ft	2.00-2.50 Ft	3.00-3.50 Ft	4.00-4.50 Ft	5.00-5.50 Ft	6.00-6.50 Ft
		Field Sample ID	OL-1246-04	OL-1246-05	OL-1246-13	OL-1246-15	OL-1246-16	OL-1246-17	OL-1246-18
		Sample Date	6/3/2010	6/3/2010	6/3/2010	6/3/2010	6/3/2010	6/3/2010	6/3/2010
		SDG	JA48263	JA48263	JA48263	JA48263	JA48263	JA48263	JA48263
		Matrix	WATER	WATER	WATER	WATER	WATER	WATER	WATER
		Sample Purpose	Regular sample	Regular sample	Regular sample	Regular sample	Regular sample	Regular sample	Regular sample
		Sample Type	Pore water	Pore water	Pore water	Pore water	Pore water	Pore water	Pore water
Method	Parameter Name	Units							
E300.0	CHLORIDE	mg/L	32700		3310	8860	12900	15400	19500
E300.0	SULFATE	mg/L	163		255	51.7	14.3	71.4	20.5
E353.2	NITRATE	mg/L							
E353.2	NITROGEN, NITRATE-NITRITE	mg/L							
SM-4500-ClC	CHLORIDE	mg/L							
SM20-4500-HB	pH	S.U.	7.04		7.72	7.66	7.58	7.6	7.39
SM4500-NO2B	NITRITE	mg/l							
SM4500-PE	PHOSPHORUS, TOTAL ORTHOPHOSPHATE (AS P)	mg/L							
SW6010	CALCIUM	mg/L	1270			447	508		
SW6010	IRON	mg/L	4.36			3.81	4.36		
SW6010	MAGNESIUM	mg/L	173			25.4	51.5		
SW6010	MANGANESE	mg/L	0.662			0.465	0.293		
SW6010	POTASSIUM	mg/L	65.1			25.2	21.8		
SW6010	SODIUM	mg/L	16300			2740	4400		
SW9050	Conductivity	umhos/cm	75900		8980	23900	34100	37800	47200

TABLE 9
SUMMARY OF GROUNDWATER CENTRIFUGE VIBRACORE ANALYTICAL RESULTS

		Location	OL-VC-60278A	OL-VC-60278A	OL-VC-60278A	OL-VC-60279	OL-VC-60279	OL-VC-60279	OL-VC-60279
		Sample Depth	7.50-8.00 Ft	9.00-9.50 Ft	0.00-6.00 Ft	0.75-1.00 Ft	1.00-1.25 Ft	1.25-1.50 Ft	1.50-1.75 Ft
		Field Sample ID	OL-1246-19	OL-1246-20	OL-1247-01	OL-1252-04	OL-1252-05	OL-1252-06	OL-1252-07
		Sample Date	6/3/2010	6/3/2010	6/3/2010	6/4/2010	6/4/2010	6/4/2010	6/4/2010
		SDG	JA48263	JA48263	JA48264	JA48332	JA48332	JA48332	JA48332
		Matrix	WATER	WATER	WATER	WATER	WATER	WATER	WATER
		Sample Purpose	Regular sample	Regular sample	Regular sample	Regular sample	Regular sample	Regular sample	Regular sample
		Sample Type	Pore water	Pore water	Pore water	Pore water	Pore water	Pore water	Pore water
Method	Parameter Name	Units							
E300.0	CHLORIDE	mg/L	29300	34100					
E300.0	SULFATE	mg/L	120	194					
E353.2	NITRATE	mg/L							
E353.2	NITROGEN, NITRATE-NITRITE	mg/L							
SM-4500-ClC	CHLORIDE	mg/L				1770	2020	1860	944
SM20-4500-HB	pH	S.U.	7.2	7.1		7.09	7.47	7.72	7.55
SM4500-NO2B	NITRITE	mg/l							
SM4500-PE	PHOSPHORUS, TOTAL ORTHOPHOSPHATE (AS P)	mg/L							
SW6010	CALCIUM	mg/L	392						
SW6010	IRON	mg/L	7.79						
SW6010	MAGNESIUM	mg/L	18.8						
SW6010	MANGANESE	mg/L	0.473						
SW6010	POTASSIUM	mg/L	11.5 J						
SW6010	SODIUM	mg/L	1910						
SW9050	Conductivity	umhos/cm	65100	75600		7250	7190	6640	6590

TABLE 9
SUMMARY OF GROUNDWATER CENTRIFUGE VIBRACORE ANALYTICAL RESULTS

		Location	OL-VC-60279	OL-VC-60279	OL-VC-60279	OL-VC-60279	OL-VC-60279	OL-VC-60279	OL-VC-60281
		Sample Depth	3.00-3.50 Ft	4.00-4.50 Ft	5.00-5.50 Ft	6.00-6.50 Ft	7.50-8.00 Ft	9.00-9.50 Ft	3.00-3.50 Ft
		Field Sample ID	OL-1252-11	OL-1252-12	OL-1252-13	OL-1252-14	OL-1252-15	OL-1252-16	OL-1233-18
		Sample Date	6/4/2010	6/4/2010	6/4/2010	6/4/2010	6/4/2010	6/4/2010	6/1/2010
		SDG	JA48332	JA48332	JA48332	JA48332	JA48332	JA48332	JA47863
		Matrix	WATER	WATER	WATER	WATER	WATER	WATER	WATER
		Sample Purpose	Regular sample	Regular sample	Regular sample	Regular sample	Regular sample	Regular sample	Regular sample
		Sample Type	Pore water	Pore water	Pore water	Pore water	Pore water	Pore water	Pore water
Method	Parameter Name	Units							
E300.0	CHLORIDE	mg/L	458	617	2750	6100	10900	25200	2520
E300.0	SULFATE	mg/L	476	376	402	254	283	40.3	43.3
E353.2	NITRATE	mg/L							
E353.2	NITROGEN, NITRATE-NITRITE	mg/L							
SM-4500-ClC	CHLORIDE	mg/L							
SM20-4500-HB	pH	S.U.	7.94	7.8	7.34	7.72	7.58	7.11	7.48
SM4500-NO2B	NITRITE	mg/l							
SM4500-PE	PHOSPHORUS, TOTAL ORTHOPHOSPHATE (AS P)	mg/L							
SW6010	CALCIUM	mg/L							
SW6010	IRON	mg/L							
SW6010	MAGNESIUM	mg/L							
SW6010	MANGANESE	mg/L							
SW6010	POTASSIUM	mg/L							
SW6010	SODIUM	mg/L							
SW9050	Conductivity	umhos/cm	2620	3000	8920	17700	27900	61800	7850

TABLE 9
SUMMARY OF GROUNDWATER CENTRIFUGE VIBRACORE ANALYTICAL RESULTS

		Location	OL-VC-60281	OL-VC-60281A	OL-VC-60281A	OL-VC-60281A	OL-VC-60281A	OL-VC-60281A	OL-VC-60281A
		Sample Depth	4.00-4.50 Ft	2.00-2.50 Ft	2.00-2.50 Ft	3.00-3.50 Ft	4.00-4.50 Ft	5.00-5.50 Ft	6.00-6.50 Ft
		Field Sample ID	OL-1233-19	OL-1258-04	OL-1258-05	OL-1258-06	OL-1258-07	OL-1258-08	OL-1258-09
		Sample Date	6/1/2010	6/4/2010	6/4/2010	6/4/2010	6/4/2010	6/4/2010	6/4/2010
		SDG	JA47863	JA48335	JA48335	JA48335	JA48335	JA48335	JA48335
		Matrix	WATER	WATER	WATER	WATER	WATER	WATER	WATER
		Sample Purpose	Regular sample	Regular sample	Field duplicate	Regular sample	Regular sample	Regular sample	Regular sample
		Sample Type	Pore water	Pore water	Pore water	Pore water	Pore water	Pore water	Pore water
Method	Parameter Name	Units							
E300.0	CHLORIDE	mg/L	3790	1050	984	1200	1500	1680	1570
E300.0	SULFATE	mg/L	100	1180	2840	704	10.6	404	153
E353.2	NITRATE	mg/L				0.52 U			
E353.2	NITROGEN, NITRATE-NITRITE	mg/L				0.5 U			
SM-4500-ClC	CHLORIDE	mg/L							
SM20-4500-HB	pH	S.U.	7.47	6.93	6.9	7.12	7.4	7.39	7.51
SM4500-NO2B	NITRITE	mg/l				0.0051 J			
SM4500-PE	PHOSPHORUS, TOTAL ORTHOPHOSPHATE (AS P)	mg/L				0.1 U			
SW6010	CALCIUM	mg/L				417	309		
SW6010	IRON	mg/L				5.52	3.9		
SW6010	MAGNESIUM	mg/L				36.1	29.1		
SW6010	MANGANESE	mg/L				0.235	0.462		
SW6010	POTASSIUM	mg/L				39.1	26.9		
SW6010	SODIUM	mg/L				430	484		
SW9050	Conductivity	umhos/cm	11100	5440	6700	5130	5620	5880	5680

TABLE 9
SUMMARY OF GROUNDWATER CENTRIFUGE VIBRACORE ANALYTICAL RESULTS

		Location	OL-VC-60281A	OL-VC-60281A	OL-VC-60282	OL-VC-60282	OL-VC-60282	OL-VC-60282	OL-VC-60283
		Sample Depth	7.50-8.00 Ft	9.00-9.50 Ft	0.00-0.25 Ft	0.25-0.50 Ft	3.00-3.50 Ft	5.00-5.50 Ft	0.75-1.00 Ft
		Field Sample ID	OL-1258-10	OL-1258-11	OL-1232-03	OL-1232-04	OL-1232-12	OL-1232-14	OL-1230-19
		Sample Date	6/4/2010	6/4/2010	6/1/2010	6/1/2010	6/1/2010	6/1/2010	6/1/2010
		SDG	JA48335	JA48335	JA47853	JA47853	JA47853	JA47853	JA47865
		Matrix	WATER	WATER	WATER	WATER	WATER	WATER	WATER
		Sample Purpose	Regular sample	Regular sample	Regular sample	Regular sample	Regular sample	Regular sample	Regular sample
		Sample Type	Pore water	Pore water	Pore water	Pore water	Pore water	Pore water	Pore water
Method	Parameter Name	Units							
E300.0	CHLORIDE	mg/L	1680	2230	1740	2240	16400	19900	2300
E300.0	SULFATE	mg/L	200	498			28.8 J	132	
E353.2	NITRATE	mg/L							
E353.2	NITROGEN, NITRATE-NITRITE	mg/L							
SM-4500-ClC	CHLORIDE	mg/L							
SM20-4500-HB	pH	S.U.	7.56	7.62	7.68	7.64	7.32	7.17	7
SM4500-NO2B	NITRITE	mg/l							
SM4500-PE	PHOSPHORUS, TOTAL ORTHOPHOSPHATE (AS P)	mg/L							
SW6010	CALCIUM	mg/L					841		
SW6010	IRON	mg/L					30		
SW6010	MAGNESIUM	mg/L					140		
SW6010	MANGANESE	mg/L					1.39		
SW6010	POTASSIUM	mg/L					25.5		
SW6010	SODIUM	mg/L					3320		
SW9050	Conductivity	umhos/cm	5950	8060	5790	6990	41100	49700	7950

TABLE 9
SUMMARY OF GROUNDWATER CENTRIFUGE VIBRACORE ANALYTICAL RESULTS

		Location	OL-VC-60283	OL-VC-60283	OL-VC-60283	OL-VC-60283	OL-VC-60283	OL-VC-60283	OL-VC-60283
		Sample Depth	1.25-1.50 Ft	1.50-1.75 Ft	2.00-2.50 Ft	2.00-2.50 Ft	4.00-4.50 Ft	5.00-5.50 Ft	6.00-6.50 Ft
		Field Sample ID	OL-1231-01	OL-1231-02	OL-1231-03	OL-1231-04	OL-1231-06	OL-1231-07	OL-1231-08
		Sample Date	6/1/2010	6/1/2010	6/1/2010	6/1/2010	6/1/2010	6/1/2010	6/1/2010
		SDG	JA47862	JA47862	JA47862	JA47862	JA47862	JA47862	JA47862
		Matrix	WATER	WATER	WATER	WATER	WATER	WATER	WATER
		Sample Purpose	Regular sample	Regular sample	Regular sample	Field duplicate	Regular sample	Regular sample	Regular sample
		Sample Type	Pore water	Pore water	Pore water	Pore water	Pore water	Pore water	Pore water
Method	Parameter Name	Units							
E300.0	CHLORIDE	mg/L	2410	2680	2710	2810	13600	17800	19600
E300.0	SULFATE	mg/L			183 J	269 J	91.8 J	46.3 J	81.7 J
E353.2	NITRATE	mg/L							
E353.2	NITROGEN, NITRATE-NITRITE	mg/L							
SM-4500-ClC	CHLORIDE	mg/L							
SM20-4500-HB	pH	S.U.	7.38	7.11	7.17	7.16	7.25	7.25	7.33
SM4500-NO2B	NITRITE	mg/l							
SM4500-PE	PHOSPHORUS, TOTAL ORTHOPHOSPHATE (AS P)	mg/L							
SW6010	CALCIUM	mg/L							
SW6010	IRON	mg/L							
SW6010	MAGNESIUM	mg/L							
SW6010	MANGANESE	mg/L							
SW6010	POTASSIUM	mg/L							
SW6010	SODIUM	mg/L							
SW9050	Conductivity	umhos/cm	7900	8890	8810	9350	37000	46000	51700

TABLE 9
SUMMARY OF GROUNDWATER CENTRIFUGE VIBRACORE ANALYTICAL RESULTS

		Location	OL-VC-60284
		Sample Depth	1.00-1.25 Ft
		Field Sample ID	OL-1224-20
		Sample Date	5/28/2010
		SDG	JA47793
		Matrix	WATER
		Sample Purpose	Regular sample
		Sample Type	Pore water
Method	Parameter Name	Units	
E300.0	CHLORIDE	mg/L	4070
E300.0	SULFATE	mg/L	
E353.2	NITRATE	mg/L	
E353.2	NITROGEN, NITRATE-NITRITE	mg/L	
SM-4500-ClC	CHLORIDE	mg/L	
SM20-4500-HB	pH	S.U.	7.31
SM4500-NO2B	NITRITE	mg/l	
SM4500-PE	PHOSPHORUS, TOTAL ORTHOPHOSPHATE (AS P)	mg/L	
SW6010	CALCIUM	mg/L	
SW6010	IRON	mg/L	
SW6010	MAGNESIUM	mg/L	
SW6010	MANGANESE	mg/L	
SW6010	POTASSIUM	mg/L	
SW6010	SODIUM	mg/L	
SW9050	Conductivity	umhos/cm	12100

TABLE 9
SUMMARY OF GROUNDWATER CENTRIFUGE VIBRACORE ANALYTICAL RESULTS

		Location	OL-VC-60284	OL-VC-60284	OL-VC-60284	OL-VC-60284	OL-VC-60284	OL-VC-60284	OL-VC-60284
		Sample Depth	1.50-1.75 Ft	2.00-2.50 Ft	3.00-3.50 Ft	4.00-4.50 Ft	4.00-4.50 Ft	5.00-5.50 Ft	6.00-6.50 Ft
		Field Sample ID	OL-1225-02	OL-1225-03	OL-1225-04	OL-1225-05	OL-1225-06	OL-1225-07	OL-1225-08
		Sample Date	5/28/2010	5/28/2010	5/28/2010	5/28/2010	5/28/2010	5/28/2010	5/28/2010
		SDG	JA47795	JA47795	JA47795	JA47795	JA47795	JA47795	JA47795
		Matrix	WATER	WATER	WATER	WATER	WATER	WATER	WATER
		Sample Purpose	Regular sample	Regular sample	Regular sample	Regular sample	Field duplicate	Regular sample	Regular sample
		Sample Type	Pore water	Pore water	Pore water	Pore water	Pore water	Pore water	Pore water
Method	Parameter Name	Units							
E300.0	CHLORIDE	mg/L	4870	6400	7670	8290	8260	8890	10600
E300.0	SULFATE	mg/L		137	10.5	17.3	22.2	56.7	67.6
E353.2	NITRATE	mg/L							0.51 U
E353.2	NITROGEN, NITRATE-NITRITE	mg/L			0.072	0.5 U			0.5 U
SM-4500-ClC	CHLORIDE	mg/L							
SM20-4500-HB	pH	S.U.	7.14	7.32	7.38	7.56	7.45	7.25	7.4
SM4500-NO2B	NITRITE	mg/l							0.01 U
SM4500-PE	PHOSPHORUS, TOTAL ORTHOPHOSPHATE (AS P)	mg/L							0.5 U
SW6010	CALCIUM	mg/L			597	532	517	518	790
SW6010	IRON	mg/L			2.77	1.52	1.46	4.55	3.59
SW6010	MAGNESIUM	mg/L			223	205	190	93.7	139
SW6010	MANGANESE	mg/L			0.545	0.51	0.483	0.401	1.15
SW6010	POTASSIUM	mg/L			45.3	46.8	45	35.4	54.4
SW6010	SODIUM	mg/L			3410	3840	3640	3200	5860
SW9050	Conductivity	umhos/cm	14300	18300	21100	22500	22900	24300	28600

TABLE 9
SUMMARY OF GROUNDWATER CENTRIFUGE VIBRACORE ANALYTICAL RESULTS

		Location	OL-VC-60284	OL-VC-60284	OL-VC-60285	OL-VC-60285	OL-VC-60285	OL-VC-60285	OL-VC-60285
		Sample Depth	7.50-8.00 Ft	9.00-9.50 Ft	0.25-0.50 Ft	0.50-0.75 Ft	0.75-1.00 Ft	1.00-1.25 Ft	1.25-1.50 Ft
		Field Sample ID	OL-1225-09	OL-1225-10	OL-1226-04	OL-1226-05	OL-1226-06	OL-1226-07	OL-1226-08
		Sample Date	5/28/2010	5/28/2010	5/28/2010	5/28/2010	5/28/2010	5/28/2010	5/28/2010
		SDG	JA47795	JA47795	JA47794	JA47794	JA47794	JA47794	JA47794
		Matrix	WATER	WATER	WATER	WATER	WATER	WATER	WATER
		Sample Purpose	Regular sample	Regular sample	Regular sample	Regular sample	Regular sample	Regular sample	Regular sample
		Sample Type	Pore water	Pore water	Pore water	Pore water	Pore water	Pore water	Pore water
Method	Parameter Name	Units							
E300.0	CHLORIDE	mg/L	14300	18900	2870	3360	3670	3400	4650
E300.0	SULFATE	mg/L	16.7	118					
E353.2	NITRATE	mg/L	0.043 J						
E353.2	NITROGEN, NITRATE-NITRITE	mg/L	0.043 J						
SM-4500-ClC	CHLORIDE	mg/L							
SM20-4500-HB	pH	S.U.	7.34	7.45	7.46	7.49	7.53	7.74	7.49
SM4500-NO2B	NITRITE	mg/l	0.01 U						
SM4500-PE	PHOSPHORUS, TOTAL ORTHOPHOSPHATE (AS P)	mg/L	0.5 U						
SW6010	CALCIUM	mg/L	516						
SW6010	IRON	mg/L	0.631						
SW6010	MAGNESIUM	mg/L	118						
SW6010	MANGANESE	mg/L	0.639						
SW6010	POTASSIUM	mg/L	34						
SW6010	SODIUM	mg/L	4960						
SW9050	Conductivity	umhos/cm	38100	47400	9440	10800	11500	10900	14100

TABLE 9
SUMMARY OF GROUNDWATER CENTRIFUGE VIBRACORE ANALYTICAL RESULTS

		Location	OL-VC-60285	OL-VC-60285	OL-VC-60285	OL-VC-60285	OL-VC-60285	OL-VC-60285	OL-VC-60286
		Sample Depth	1.50-1.75 Ft	2.00-2.50 Ft	3.00-3.50 Ft	3.00-3.50 Ft	6.00-6.50 Ft	7.50-8.00 Ft	0.75-1.00 Ft
		Field Sample ID	OL-1226-09	OL-1226-10	OL-1226-11	OL-1226-12	OL-1226-15	OL-1226-16	OL-1226-19
		Sample Date	5/28/2010	5/28/2010	5/28/2010	5/28/2010	5/28/2010	5/28/2010	5/28/2010
		SDG	JA47794	JA47794	JA47794	JA47794	JA47794	JA47794	JA47794
		Matrix	WATER	WATER	WATER	WATER	WATER	WATER	WATER
		Sample Purpose	Regular sample	Regular sample	Regular sample	Field duplicate	Regular sample	Regular sample	Regular sample
		Sample Type	Pore water	Pore water	Pore water	Pore water	Pore water	Pore water	Pore water
Method	Parameter Name	Units							
E300.0	CHLORIDE	mg/L	4300	6040	7960	7940	16500	20200	4970
E300.0	SULFATE	mg/L		131	98.7	134	70.8	55.6	
E353.2	NITRATE	mg/L							
E353.2	NITROGEN, NITRATE-NITRITE	mg/L		0.5 U				0.5 U	
SM-4500-ClC	CHLORIDE	mg/L							
SM20-4500-HB	pH	S.U.	7.19	7.42	7.32	7.41	7.13	7.21	7.38
SM4500-NO2B	NITRITE	mg/l							
SM4500-PE	PHOSPHORUS, TOTAL ORTHOPHOSPHATE (AS P)	mg/L							
SW6010	CALCIUM	mg/L		1780				1610	
SW6010	IRON	mg/L		13.9				1.03	
SW6010	MAGNESIUM	mg/L		125				465	
SW6010	MANGANESE	mg/L		2.16				0.799	
SW6010	POTASSIUM	mg/L		28.4				131	
SW6010	SODIUM	mg/L		2630				9200	
SW9050	Conductivity	umhos/cm	12900	16700	22300	22300	43800	52200	14700

TABLE 9
SUMMARY OF GROUNDWATER CENTRIFUGE VIBRACORE ANALYTICAL RESULTS

		Location	OL-VC-60286	OL-VC-60286	OL-VC-60286	OL-VC-60286	OL-VC-60286	OL-VC-60286	OL-VC-60286
		Sample Depth	1.00-1.25 Ft	1.25-1.50 Ft	1.50-1.75 Ft	2.00-2.50 Ft	4.00-4.50 Ft	5.00-5.50 Ft	6.00-6.50 Ft
		Field Sample ID	OL-1226-20	OL-1227-02	OL-1227-03	OL-1227-04	OL-1227-07	OL-1227-08	OL-1227-09
		Sample Date	5/28/2010	5/28/2010	5/28/2010	5/28/2010	5/28/2010	5/28/2010	5/28/2010
		SDG	JA47794	JA47796	JA47796	JA47796	JA47796	JA47796	JA47796
		Matrix	WATER	WATER	WATER	WATER	WATER	WATER	WATER
		Sample Purpose	Regular sample	Regular sample	Regular sample	Regular sample	Regular sample	Regular sample	Regular sample
		Sample Type	Pore water	Pore water	Pore water	Pore water	Pore water	Pore water	Pore water
Method	Parameter Name	Units							
E300.0	CHLORIDE	mg/L	5860	7970	6910	12900	28200	31500	33900
E300.0	SULFATE	mg/L				269	18.3 J	14.7 J	16.4 J
E353.2	NITRATE	mg/L					0.094 J		
E353.2	NITROGEN, NITRATE-NITRITE	mg/L					0.094 J	0.5 U	0.043 J
SM-4500-ClC	CHLORIDE	mg/L							
SM20-4500-HB	pH	S.U.	7.06	7.4		7.32	6.76	6.85	6.79
SM4500-NO2B	NITRITE	mg/l					0.02 U		
SM4500-PE	PHOSPHORUS, TOTAL ORTHOPHOSPHATE (AS P)	mg/L					0.5 U		
SW6010	CALCIUM	mg/L					3070	3560	3890
SW6010	IRON	mg/L					0.42 J	0.572	0.125 J
SW6010	MAGNESIUM	mg/L					662	890	1030
SW6010	MANGANESE	mg/L					0.955	1.18	1.73
SW6010	POTASSIUM	mg/L					236	306	322
SW6010	SODIUM	mg/L					10600	12800	14200
SW9050	Conductivity	umhos/cm	17400	1400		33200	61300	70600	74700

TABLE 9
SUMMARY OF GROUNDWATER CENTRIFUGE VIBRACORE ANALYTICAL RESULTS

		Location	OL-VC-60286	OL-VC-60287	OL-VC-60287	OL-VC-60287	OL-VC-60287	OL-VC-60287	OL-VC-60287
		Sample Depth	7.50-8.00 Ft	0.75-1.00 Ft	1.00-1.25 Ft	1.25-1.50 Ft	1.50-1.75 Ft	2.00-2.50 Ft	3.00-3.50 Ft
		Field Sample ID	OL-1227-10	OL-1207-04	OL-1207-05	OL-1207-06	OL-1207-07	OL-1207-08	OL-1207-09
		Sample Date	5/28/2010	5/25/2010	5/25/2010	5/25/2010	5/25/2010	5/25/2010	5/25/2010
		SDG	JA47796	JA47416	JA47416	JA47416	JA47416	JA47416	JA47416
		Matrix	WATER	WATER	WATER	WATER	WATER	WATER	WATER
		Sample Purpose	Regular sample	Regular sample	Regular sample	Regular sample	Regular sample	Regular sample	Regular sample
		Sample Type	Pore water	Pore water	Pore water	Pore water	Pore water	Pore water	Pore water
Method	Parameter Name	Units							
E300.0	CHLORIDE	mg/L	37100	2780	3170	4130	5220	9400	16600
E300.0	SULFATE	mg/L	25.3 J					19	33.2
E353.2	NITRATE	mg/L	0.13 J						
E353.2	NITROGEN, NITRATE-NITRITE	mg/L	0.13 J					0.5 U	
SM-4500-ClC	CHLORIDE	mg/L							
SM20-4500-HB	pH	S.U.	6.66	7.66	7.32	7.74	7.55	7.73	7.35
SM4500-NO2B	NITRITE	mg/l	0.02 U						
SM4500-PE	PHOSPHORUS, TOTAL ORTHOPHOSPHATE (AS P)	mg/L	0.11 J						
SW6010	CALCIUM	mg/L	4060					711	
SW6010	IRON	mg/L	0.088 U					1.61	
SW6010	MAGNESIUM	mg/L	1110					69.8	
SW6010	MANGANESE	mg/L	2.45					0.158	
SW6010	POTASSIUM	mg/L	363					83.2	
SW6010	SODIUM	mg/L	15600					4330	
SW9050	Conductivity	umhos/cm	82500	9130	10300	12900	15400	24900	42400

TABLE 9
SUMMARY OF GROUNDWATER CENTRIFUGE VIBRACORE ANALYTICAL RESULTS

		Location	OL-VC-60287	OL-VC-60287	OL-VC-60287	OL-VC-60288	OL-VC-60288	OL-VC-60288	OL-VC-60288
		Sample Depth	4.00-4.50 Ft	5.00-5.50 Ft	6.00-6.50 Ft	1.50-1.75 Ft	2.00-2.50 Ft	2.00-2.50 Ft	3.00-3.50 Ft
		Field Sample ID	OL-1207-10	OL-1207-11	OL-1207-12	OL-1215-10	OL-1215-11	OL-1215-12	OL-1215-13
		Sample Date	5/25/2010	5/25/2010	5/25/2010	5/26/2010	5/26/2010	5/26/2010	5/26/2010
		SDG	JA47416	JA47416	JA47416	JA47530	JA47530	JA47530	JA47530
		Matrix	WATER	WATER	WATER	WATER	WATER	WATER	WATER
		Sample Purpose	Regular sample	Regular sample	Regular sample	Regular sample	Regular sample	Field duplicate	Regular sample
		Sample Type	Pore water	Pore water	Pore water	Pore water	Pore water	Pore water	Pore water
Method	Parameter Name	Units							
E300.0	CHLORIDE	mg/L	20600	26600	29900	6180	9710	10100	13500
E300.0	SULFATE	mg/L	13.2 J	16.9 J	44.3		36.7	39	30.9
E353.2	NITRATE	mg/L							
E353.2	NITROGEN, NITRATE-NITRITE	mg/L	0.5 U	0.5 U					
SM-4500-ClC	CHLORIDE	mg/L							
SM20-4500-HB	pH	S.U.	7.18	7.03	6.76	7.71	7.7	7.67	7.75
SM4500-NO2B	NITRITE	mg/l							
SM4500-PE	PHOSPHORUS, TOTAL ORTHOPHOSPHATE (AS P)	mg/L							
SW6010	CALCIUM	mg/L	2790	4350					
SW6010	IRON	mg/L	1.07	0.645					
SW6010	MAGNESIUM	mg/L	366	698					
SW6010	MANGANESE	mg/L	0.857	1.27					
SW6010	POTASSIUM	mg/L	248	373					
SW6010	SODIUM	mg/L	8130	10200					
SW9050	Conductivity	umhos/cm	51900	62000	67900	13900	26500	27600	34900

TABLE 9
SUMMARY OF GROUNDWATER CENTRIFUGE VIBRACORE ANALYTICAL RESULTS

		Location	OL-VC-60288	OL-VC-60288	OL-VC-60288	OL-VC-60288	OL-VC-60288	OL-VC-60289	OL-VC-60289
		Sample Depth	4.00-4.50 Ft	5.00-5.50 Ft	6.00-6.50 Ft	7.50-8.00 Ft	9.00-9.50 Ft	0.25-0.50 Ft	0.00-0.25 Ft
		Field Sample ID	OL-1215-14	OL-1215-15	OL-1215-16	OL-1215-17	OL-1215-18	OL-1252-17	OL-1252-18
		Sample Date	5/26/2010	5/26/2010	5/26/2010	5/26/2010	5/26/2010	6/4/2010	6/4/2010
		SDG	JA47530	JA47530	JA47530	JA47530	JA47530	JA48332	JA48332
		Matrix	WATER	WATER	WATER	WATER	WATER	WATER	WATER
		Sample Purpose	Regular sample	Regular sample	Regular sample	Regular sample	Regular sample	Regular sample	Regular sample
		Sample Type	Pore water	Pore water	Pore water	Pore water	Pore water	Pore water	Pore water
Method	Parameter Name	Units							
E300.0	CHLORIDE	mg/L	19000	26800	33000	40500	44700		
E300.0	SULFATE	mg/L	14.7 J	11.4 J	26.8 J	36.7	12.6 J		
E353.2	NITRATE	mg/L							
E353.2	NITROGEN, NITRATE-NITRITE	mg/L							
SM-4500-ClC	CHLORIDE	mg/L						981	1020
SM20-4500-HB	pH	S.U.	7.55	7.16	7.19	7.07	7.08	6.9	6.86
SM4500-NO2B	NITRITE	mg/l							
SM4500-PE	PHOSPHORUS, TOTAL ORTHOPHOSPHATE (AS P)	mg/L							
SW6010	CALCIUM	mg/L		865		1560	1960		
SW6010	IRON	mg/L		1.44		0.898	2.33		
SW6010	MAGNESIUM	mg/L		123		209	258		
SW6010	MANGANESE	mg/L		0.406		0.488	0.771		
SW6010	POTASSIUM	mg/L		72.6		90.8	97.8		
SW6010	SODIUM	mg/L		10300		16100	18600		
SW9050	Conductivity	umhos/cm	47900	65000	77000	92400	102000	4220	4610

TABLE 9
SUMMARY OF GROUNDWATER CENTRIFUGE VIBRACORE ANALYTICAL RESULTS

		Location	OL-VC-60289	OL-VC-60289	OL-VC-60289	OL-VC-60289	OL-VC-60289	OL-VC-60289	OL-VC-60289
		Sample Depth	0.50-0.75 Ft	0.75-1.00 Ft	1.00-1.25 Ft	2.00-2.50 Ft	3.00-3.50 Ft	4.00-4.50 Ft	5.00-5.50 Ft
		Field Sample ID	OL-1252-19	OL-1252-20	OL-1253-01	OL-1253-04	OL-1253-05	OL-1253-06	OL-1253-07
		Sample Date	6/4/2010	6/4/2010	6/4/2010	6/4/2010	6/4/2010	6/4/2010	6/4/2010
		SDG	JA48332	JA48332	JA48333	JA48333	JA48333	JA48333	JA48333
		Matrix	WATER	WATER	WATER	WATER	WATER	WATER	WATER
		Sample Purpose	Regular sample	Regular sample	Regular sample	Regular sample	Regular sample	Regular sample	Regular sample
		Sample Type	Pore water	Pore water	Pore water	Pore water	Pore water	Pore water	Pore water
Method	Parameter Name	Units							
E300.0	CHLORIDE	mg/L				3310	7680	16200	28600
E300.0	SULFATE	mg/L				653	91.2	40	27.2
E353.2	NITRATE	mg/L							0.52 U
E353.2	NITROGEN, NITRATE-NITRITE	mg/L						0.5 U	0.5 U
SM-4500-ClC	CHLORIDE	mg/L	1030	1130	1160				
SM20-4500-HB	pH	S.U.	6.95	6.97	6.98	6.74	6.72	6.83	6.64
SM4500-NO2B	NITRITE	mg/l							0.011 J
SM4500-PE	PHOSPHORUS, TOTAL ORTHOPHOSPHATE (AS P)	mg/L							5.6
SW6010	CALCIUM	mg/L						841	823
SW6010	IRON	mg/L						68.4	44.7
SW6010	MAGNESIUM	mg/L						150	186
SW6010	MANGANESE	mg/L						2.52	2.36
SW6010	POTASSIUM	mg/L						33.2	44.4
SW6010	SODIUM	mg/L						5800	11700
SW9050	Conductivity	umhos/cm	4250	4550	4790	11200	22800	121000	93800

TABLE 9
SUMMARY OF GROUNDWATER CENTRIFUGE VIBRACORE ANALYTICAL RESULTS

		Location	OL-VC-60289	OL-VC-60290	OL-VC-60290	OL-VC-60290	OL-VC-60290	OL-VC-60290	OL-VC-60290
		Sample Depth	6.00-6.40 Ft	0.00-0.25 Ft	0.25-0.50 Ft	0.50-0.75 Ft	0.75-1.00 Ft	1.00-1.25 Ft	1.25-1.50 Ft
		Field Sample ID	OL-1253-08	OL-1216-14	OL-1216-15	OL-1216-16	OL-1216-17	OL-1216-18	OL-1216-19
		Sample Date	6/4/2010	5/26/2010	5/26/2010	5/26/2010	5/26/2010	5/26/2010	5/26/2010
		SDG	JA48333	JA47531	JA47531	JA47531	JA47531	JA47531	JA47531
		Matrix	WATER	WATER	WATER	WATER	WATER	WATER	WATER
		Sample Purpose	Regular sample	Regular sample	Regular sample	Regular sample	Regular sample	Regular sample	Regular sample
		Sample Type	Pore water	Pore water	Pore water	Pore water	Pore water	Pore water	Pore water
Method	Parameter Name	Units							
E300.0	CHLORIDE	mg/L	33400	616	649	700	791	965	1060
E300.0	SULFATE	mg/L	90.6						
E353.2	NITRATE	mg/L							
E353.2	NITROGEN, NITRATE-NITRITE	mg/L							
SM-4500-ClC	CHLORIDE	mg/L							
SM20-4500-HB	pH	S.U.	6.73	7.42	7.4	7.5	7.71	7.6	7.5
SM4500-NO2B	NITRITE	mg/l							
SM4500-PE	PHOSPHORUS, TOTAL ORTHOPHOSPHATE (AS P)	mg/L							
SW6010	CALCIUM	mg/L	1410						
SW6010	IRON	mg/L	100						
SW6010	MAGNESIUM	mg/L	201						
SW6010	MANGANESE	mg/L	3.69						
SW6010	POTASSIUM	mg/L	43.5						
SW6010	SODIUM	mg/L	12000						
SW9050	Conductivity	umhos/cm	79600	3080	3250	3690	4030	5040	5680

TABLE 9
SUMMARY OF GROUNDWATER CENTRIFUGE VIBRACORE ANALYTICAL RESULTS

		Location	OL-VC-60290	OL-VC-60290	OL-VC-60290	OL-VC-60290	OL-VC-60290	OL-VC-60290	OL-VC-60290
		Sample Depth	1.50-1.75 Ft	2.00-2.50 Ft	2.00-2.50 Ft	3.00-3.50 Ft	4.00-4.50 Ft	5.00-5.50 Ft	6.00-6.50 Ft
		Field Sample ID	OL-1216-20	OL-1217-01	OL-1217-02	OL-1217-03	OL-1217-04	OL-1217-05	OL-1217-06
		Sample Date	5/26/2010	5/26/2010	5/26/2010	5/26/2010	5/26/2010	5/26/2010	5/26/2010
		SDG	JA47531	JA47532	JA47532	JA47532	JA47532	JA47532	JA47532
		Matrix	WATER	WATER	WATER	WATER	WATER	WATER	WATER
		Sample Purpose	Regular sample	Regular sample	Field duplicate	Regular sample	Regular sample	Regular sample	Regular sample
		Sample Type	Pore water	Pore water	Pore water	Pore water	Pore water	Pore water	Pore water
Method	Parameter Name	Units							
E300.0	CHLORIDE	mg/L	1210	1570	1660	2280	2840	3660	5810
E300.0	SULFATE	mg/L		44 J	17.9 J	28.1	39.6	13.8	11.4
E353.2	NITRATE	mg/L				0.52 U	0.52 U	0.52 U	0.52 U
E353.2	NITROGEN, NITRATE-NITRITE	mg/L				0.5 U	0.5 U	0.5 U	0.5 U
SM-4500-ClC	CHLORIDE	mg/L							
SM20-4500-HB	pH	S.U.	7.57	7.53	7.45	7.52	7.62	7.61	7.55
SM4500-NO2B	NITRITE	mg/l				0.02 U	0.032	0.02 U	0.02 U
SM4500-PE	PHOSPHORUS, TOTAL ORTHOPHOSPHATE (AS P)	mg/L				0.031 J	0.05 U	0.012 J	0.1 U
SW6010	CALCIUM	mg/L			307	564	855	254	388
SW6010	IRON	mg/L			2.88	8.33	15.7	1.3	3.4
SW6010	MAGNESIUM	mg/L			84	114	112	84.5	97.3
SW6010	MANGANESE	mg/L			0.377	0.744	1.09	0.333	0.419
SW6010	POTASSIUM	mg/L			32.7	49.9	52	56	70.4
SW6010	SODIUM	mg/L			536	830	1040	1510	2770
SW9050	Conductivity	umhos/cm	6250	7650	8340	10700	12500	15000	20500

TABLE 9
SUMMARY OF GROUNDWATER CENTRIFUGE VIBRACORE ANALYTICAL RESULTS

		Location	OL-VC-60290	OL-VC-60290	OL-VC-60290A	OL-VC-60290A	OL-VC-60290A	OL-VC-60290A	OL-VC-60290A
		Sample Depth	7.50-8.00 Ft	9.00-9.50 Ft	0.00-0.25 Ft	0.50-0.75 Ft	0.75-1.00 Ft	1.00-1.25 Ft	1.25-1.50 Ft
		Field Sample ID	OL-1217-07	OL-1217-08	OL-1215-19	OL-1216-01	OL-1216-02	OL-1216-03	OL-1216-04
		Sample Date	5/26/2010	5/26/2010	5/26/2010	5/26/2010	5/26/2010	5/26/2010	5/26/2010
		SDG	JA47532	JA47532	JA47530	JA47531	JA47531	JA47531	JA47531
		Matrix	WATER	WATER	WATER	WATER	WATER	WATER	WATER
		Sample Purpose	Regular sample	Regular sample	Regular sample	Regular sample	Regular sample	Regular sample	Regular sample
		Sample Type	Pore water	Pore water	Pore water	Pore water	Pore water	Pore water	Pore water
Method	Parameter Name	Units							
E300.0	CHLORIDE	mg/L	7470	11100	670	877	1030	1380	1480
E300.0	SULFATE	mg/L	67.6	21.4					
E353.2	NITRATE	mg/L	0.52 U						
E353.2	NITROGEN, NITRATE-NITRITE	mg/L	0.5 U						
SM-4500-ClC	CHLORIDE	mg/L							
SM20-4500-HB	pH	S.U.	7.66	7.52	7.36	7.85	7.85	7.66	7.56
SM4500-NO2B	NITRITE	mg/l	0.0029 J						
SM4500-PE	PHOSPHORUS, TOTAL ORTHOPHOSPHATE (AS P)	mg/L	0.1 U						
SW6010	CALCIUM	mg/L	253	364					
SW6010	IRON	mg/L	2.09	4.85					
SW6010	MAGNESIUM	mg/L	89.2	128					
SW6010	MANGANESE	mg/L	0.186	0.287					
SW6010	POTASSIUM	mg/L	66.9	72					
SW6010	SODIUM	mg/L	3590	5870					
SW9050	Conductivity	umhos/cm	24000	32900	3870	4250	5010	6820	7330

TABLE 9
SUMMARY OF GROUNDWATER CENTRIFUGE VIBRACORE ANALYTICAL RESULTS

		Location	OL-VC-60290A	OL-VC-60290A	OL-VC-60290A	OL-VC-60290A	OL-VC-60290A	OL-VC-60290A	OL-VC-60290A
		Sample Depth	1.50-1.75 Ft	2.00-2.50 Ft	2.00-2.50 Ft	3.00-3.50 Ft	4.00-4.50 Ft	5.00-5.50 Ft	6.00-6.50 Ft
		Field Sample ID	OL-1216-05	OL-1216-06	OL-1216-07	OL-1216-08	OL-1216-09	OL-1216-10	OL-1216-11
		Sample Date	5/26/2010	5/26/2010	5/26/2010	5/26/2010	5/26/2010	5/26/2010	5/26/2010
		SDG	JA47531	JA47531	JA47531	JA47531	JA47531	JA47531	JA47531
		Matrix	WATER	WATER	WATER	WATER	WATER	WATER	WATER
		Sample Purpose	Regular sample	Regular sample	Field duplicate	Regular sample	Regular sample	Regular sample	Regular sample
		Sample Type	Pore water	Pore water	Pore water	Pore water	Pore water	Pore water	Pore water
Method	Parameter Name	Units							
E300.0	CHLORIDE	mg/L	1700	2230	2210	2820	3470		6120
E300.0	SULFATE	mg/L		31.2 J	15.1 J	70.4	8		14.8
E353.2	NITRATE	mg/L						0.52 U	
E353.2	NITROGEN, NITRATE-NITRITE	mg/L					0.5 U	0.5 U	
SM-4500-ClC	CHLORIDE	mg/L							
SM20-4500-HB	pH	S.U.	7.52	7.37	7.46	7.92	7.17	7.49	7.22
SM4500-NO2B	NITRITE	mg/l				0.0057 J		0.02 U	0.02 U
SM4500-PE	PHOSPHORUS, TOTAL ORTHOPHOSPHATE (AS P)	mg/L				0.5 U		0.069 J	0.37 J
SW6010	CALCIUM	mg/L		370	289	74.4	298	347	414
SW6010	IRON	mg/L		6.13 J	2.61 J	1.2	2.77	16.6	4.65
SW6010	MAGNESIUM	mg/L		101	94.9	37.8	115	88	118
SW6010	MANGANESE	mg/L		0.457 J	0.265 J	0.0463	0.206	0.469	0.328
SW6010	POTASSIUM	mg/L		43.2	46.1	38.9	63.1	52.6	70.8
SW6010	SODIUM	mg/L		775	797	722	1450	1480	2630
SW9050	Conductivity	umhos/cm	8400	10500	10700	10900	15500	42300	21500

TABLE 9
SUMMARY OF GROUNDWATER CENTRIFUGE VIBRACORE ANALYTICAL RESULTS

		Location	OL-VC-60290A	OL-VC-60290A	OL-VC-60291	OL-VC-60291	OL-VC-60291	OL-VC-60291	OL-VC-60291
		Sample Depth	7.50-8.00 Ft	9.00-9.50 Ft	3.00-3.50 Ft	4.00-4.50 Ft	5.00-5.50 Ft	6.00-6.50 Ft	7.50-8.00 Ft
		Field Sample ID	OL-1216-12	OL-1216-13	OL-1224-10	OL-1224-11	OL-1224-12	OL-1224-13	OL-1224-14
		Sample Date	5/26/2010	5/26/2010	5/28/2010	5/28/2010	5/28/2010	5/28/2010	5/28/2010
		SDG	JA47531	JA47531	JA47793	JA47793	JA47793	JA47793	JA47793
		Matrix	WATER	WATER	WATER	WATER	WATER	WATER	WATER
		Sample Purpose	Regular sample	Regular sample	Regular sample	Regular sample	Regular sample	Regular sample	Regular sample
		Sample Type	Pore water	Pore water	Pore water	Pore water	Pore water	Pore water	Pore water
Method	Parameter Name	Units							
E300.0	CHLORIDE	mg/L	9130	14100	14900	17000	18900	20000	22000
E300.0	SULFATE	mg/L	7.7 J	8.6 J	171	111	22.7	24.9	24.5
E353.2	NITRATE	mg/L	0.52 U						
E353.2	NITROGEN, NITRATE-NITRITE	mg/L	0.5 U						
SM-4500-ClC	CHLORIDE	mg/L							
SM20-4500-HB	pH	S.U.	7.27	7.31	7.26	7.19	7.15	7.16	7.14
SM4500-NO2B	NITRITE	mg/l	0.02 U						
SM4500-PE	PHOSPHORUS, TOTAL ORTHOPHOSPHATE (AS P)	mg/L	0.1 U						
SW6010	CALCIUM	mg/L	398						
SW6010	IRON	mg/L	2.84						
SW6010	MAGNESIUM	mg/L	112						
SW6010	MANGANESE	mg/L	0.221						
SW6010	POTASSIUM	mg/L	80.1						
SW6010	SODIUM	mg/L	4060						
SW9050	Conductivity	umhos/cm	28200	39600	36400	43000	49200	50800	55200

TABLE 9
SUMMARY OF GROUNDWATER CENTRIFUGE VIBRACORE ANALYTICAL RESULTS

		Location	OL-VC-60292	OL-VC-60292	OL-VC-60292	OL-VC-60292	OL-VC-60292	OL-VC-60292	OL-VC-60292
		Sample Depth	2.00-2.50 Ft	3.00-3.50 Ft	4.00-4.50 Ft	5.00-5.50 Ft	6.00-6.50 Ft	7.50-8.00 Ft	9.00-9.40 Ft
		Field Sample ID	OL-1229-07	OL-1229-09	OL-1229-10	OL-1229-11	OL-1229-12	OL-1229-13	OL-1229-14
		Sample Date	5/28/2010	5/28/2010	5/28/2010	5/28/2010	5/28/2010	5/28/2010	5/28/2010
		SDG	JA47797	JA47797	JA47797	JA47797	JA47797	JA47797	JA47797
		Matrix	WATER	WATER	WATER	WATER	WATER	WATER	WATER
		Sample Purpose	Regular sample	Regular sample	Regular sample	Regular sample	Regular sample	Regular sample	Regular sample
		Sample Type	Pore water	Pore water	Pore water	Pore water	Pore water	Pore water	Pore water
Method	Parameter Name	Units							
E300.0	CHLORIDE	mg/L	10800	12000	14400	15700	16400	17200	18200
E300.0	SULFATE	mg/L	60	107	41.8	56.4	91.2	129 J	157 J
E353.2	NITRATE	mg/L							
E353.2	NITROGEN, NITRATE-NITRITE	mg/L						0.16 J	
SM-4500-ClC	CHLORIDE	mg/L							
SM20-4500-HB	pH	S.U.	7.31	7.34	7.22	7.23	7.35	7.18	7.36
SM4500-NO2B	NITRITE	mg/l							
SM4500-PE	PHOSPHORUS, TOTAL ORTHOPHOSPHATE (AS P)	mg/L							
SW6010	CALCIUM	mg/L			1170	1230		1250	1170
SW6010	IRON	mg/L			1.01	0.577		0.72	0.619
SW6010	MAGNESIUM	mg/L			264	284		303	280
SW6010	MANGANESE	mg/L			0.96	1.05		1.37	0.967
SW6010	POTASSIUM	mg/L			42.5	47.4		54.8	54.4
SW6010	SODIUM	mg/L			7280	8120		10200	9880
SW9050	Conductivity	umhos/cm	29000	31800	37900	40700	42500	44000	47600

TABLE 9
SUMMARY OF GROUNDWATER CENTRIFUGE VIBRACORE ANALYTICAL RESULTS

		Location	OL-VC-60293	OL-VC-60293	OL-VC-60293	OL-VC-60293	OL-VC-60293	OL-VC-60293	OL-VC-60293
		Sample Depth	0.75-1.00 Ft	1.00-1.25 Ft	1.25-1.50 Ft	3.00-3.50 Ft	4.00-4.50 Ft	5.00-5.50 Ft	6.00-6.50 Ft
		Field Sample ID	OL-1207-16	OL-1207-17	OL-1207-19	OL-1208-03	OL-1208-04	OL-1208-05	OL-1208-06
		Sample Date	5/25/2010	5/25/2010	5/25/2010	5/25/2010	5/25/2010	5/25/2010	5/25/2010
		SDG	JA47416	JA47416	JA47416	JA47417	JA47417	JA47417	JA47417
		Matrix	WATER	WATER	WATER	WATER	WATER	WATER	WATER
		Sample Purpose	Regular sample	Regular sample	Field duplicate	Regular sample	Regular sample	Regular sample	Regular sample
		Sample Type	Pore water	Pore water	Pore water	Pore water	Pore water	Pore water	Pore water
Method	Parameter Name	Units							
E300.0	CHLORIDE	mg/L	1000	1420	1730	5310	6160	7490	8450
E300.0	SULFATE	mg/L				10.5	19.6	10.7	14.7
E353.2	NITRATE	mg/L							
E353.2	NITROGEN, NITRATE-NITRITE	mg/L						0.5 U	0.5 U
SM-4500-ClC	CHLORIDE	mg/L							
SM20-4500-HB	pH	S.U.	7.21	7.29	7.37	7.31	7.47	7.3	7.48
SM4500-NO2B	NITRITE	mg/l							
SM4500-PE	PHOSPHORUS, TOTAL ORTHOPHOSPHATE (AS P)	mg/L							
SW6010	CALCIUM	mg/L						1100	710
SW6010	IRON	mg/L						2.72	6.95
SW6010	MAGNESIUM	mg/L						122	116
SW6010	MANGANESE	mg/L						1.36	1.05
SW6010	POTASSIUM	mg/L						29.3	21.5
SW6010	SODIUM	mg/L						3600	4010
SW9050	Conductivity	umhos/cm	4030	5320	5920	16100	17900	21900	24200

TABLE 9
SUMMARY OF GROUNDWATER CENTRIFUGE VIBRACORE ANALYTICAL RESULTS

		Location	OL-VC-60293	OL-VC-60293	OL-VC-60294	OL-VC-60294	OL-VC-60294	OL-VC-60294	OL-VC-60294
		Sample Depth	7.50-8.00 Ft	9.00-9.50 Ft	0.00-0.25 Ft	0.25-0.50 Ft	2.00-2.50 Ft	3.00-3.50 Ft	4.00-4.50 Ft
		Field Sample ID	OL-1208-07	OL-1208-08	OL-1208-09	OL-1208-10	OL-1208-16	OL-1208-17	OL-1208-18
		Sample Date	5/25/2010	5/25/2010	5/25/2010	5/25/2010	5/25/2010	5/25/2010	5/25/2010
		SDG	JA47417	JA47417	JA47417	JA47417	JA47417	JA47417	JA47417
		Matrix	WATER	WATER	WATER	WATER	WATER	WATER	WATER
		Sample Purpose	Regular sample	Regular sample	Regular sample	Regular sample	Regular sample	Regular sample	Regular sample
		Sample Type	Pore water	Pore water	Pore water	Pore water	Pore water	Pore water	Pore water
Method	Parameter Name	Units							
E300.0	CHLORIDE	mg/L	10100	11500	824	1320	5360	6150	6920
E300.0	SULFATE	mg/L	13.1	18.5			4.7 J	4.4 J	6.7 J
E353.2	NITRATE	mg/L							
E353.2	NITROGEN, NITRATE-NITRITE	mg/L	0.5 U	0.5 U					0.5 U
SM-4500-ClC	CHLORIDE	mg/L							
SM20-4500-HB	pH	S.U.	7.35	7.32	7.75	7.86	7.26	7.18	7.18
SM4500-NO2B	NITRITE	mg/l							
SM4500-PE	PHOSPHORUS, TOTAL ORTHOPHOSPHATE (AS P)	mg/L							
SW6010	CALCIUM	mg/L	840	792					768
SW6010	IRON	mg/L	1.6	0.803					2.53
SW6010	MAGNESIUM	mg/L	142	147					122
SW6010	MANGANESE	mg/L	0.998	0.857					1.62
SW6010	POTASSIUM	mg/L	19.8	26.2					27.7
SW6010	SODIUM	mg/L	5330	6160					3470
SW9050	Conductivity	umhos/cm	28400	31900	3140	4630	15300	18200	20200

TABLE 9
SUMMARY OF GROUNDWATER CENTRIFUGE VIBRACORE ANALYTICAL RESULTS

		Location	OL-VC-60294	OL-VC-60294	OL-VC-60294	OL-VC-60294	OL-VC-60294A	OL-VC-60294A	OL-VC-60294A
		Sample Depth	5.00-5.50 Ft	6.00-6.50 Ft	7.50-8.00 Ft	9.00-9.50 Ft	0.00-0.25 Ft	0.25-0.50 Ft	0.50-0.75 Ft
		Field Sample ID	OL-1208-19	OL-1208-20	OL-1209-01	OL-1209-02	OL-1235-11	OL-1235-12	OL-1235-14
		Sample Date	5/25/2010	5/25/2010	5/25/2010	5/25/2010	6/1/2010	6/1/2010	6/1/2010
		SDG	JA47417	JA47417	JA47418	JA47418	JA47861	JA47861	JA47861
		Matrix	WATER	WATER	WATER	WATER	WATER	WATER	WATER
		Sample Purpose	Regular sample	Regular sample	Regular sample	Regular sample	Regular sample	Regular sample	Regular sample
		Sample Type	Pore water	Pore water	Pore water	Pore water	Pore water	Pore water	Pore water
Method	Parameter Name	Units							
E300.0	CHLORIDE	mg/L	7810	8450	10100	11700	579		823
E300.0	SULFATE	mg/L	17.1	26.3	96.2	90.3			
E353.2	NITRATE	mg/L							
E353.2	NITROGEN, NITRATE-NITRITE	mg/L	0.5 U	0.5 U	0.5 U	0.5 U			
SM-4500-ClC	CHLORIDE	mg/L							
SM20-4500-HB	pH	S.U.	7.34	7.23	7.41	7.42	7.74	7.46	7.54
SM4500-NO2B	NITRITE	mg/l							
SM4500-PE	PHOSPHORUS, TOTAL ORTHOPHOSPHATE (AS P)	mg/L							
SW6010	CALCIUM	mg/L	741	497	890	789			
SW6010	IRON	mg/L	1.51	1.66	2.79	3.09			
SW6010	MAGNESIUM	mg/L	121	95.9	148	170			
SW6010	MANGANESE	mg/L	1.4	0.563	0.911	0.643			
SW6010	POTASSIUM	mg/L	27.3	20.2	19.8	26.1			
SW6010	SODIUM	mg/L	3600	2560	5310	5600			
SW9050	Conductivity	umhos/cm	22300	25000	28000	31700	2620		3490

TABLE 9
SUMMARY OF GROUNDWATER CENTRIFUGE VIBRACORE ANALYTICAL RESULTS

		Location	OL-VC-60294A
		Sample Depth	3.00-3.50 Ft
		Field Sample ID	OL-1235-19
		Sample Date	6/1/2010
		SDG	JA47861
		Matrix	WATER
		Sample Purpose	Regular sample
		Sample Type	Pore water
Method	Parameter Name	Units	
E300.0	CHLORIDE	mg/L	6580
E300.0	SULFATE	mg/L	15.9
E353.2	NITRATE	mg/L	
E353.2	NITROGEN, NITRATE-NITRITE	mg/L	
SM-4500-ClC	CHLORIDE	mg/L	
SM20-4500-HB	pH	S.U.	7.23
SM4500-NO2B	NITRITE	mg/l	
SM4500-PE	PHOSPHORUS, TOTAL ORTHOPHOSPHATE (AS P)	mg/L	
SW6010	CALCIUM	mg/L	600
SW6010	IRON	mg/L	6.93
SW6010	MAGNESIUM	mg/L	91.8
SW6010	MANGANESE	mg/L	1.2
SW6010	POTASSIUM	mg/L	21
SW6010	SODIUM	mg/L	2350
SW9050	Conductivity	umhos/cm	19700

TABLE 9
SUMMARY OF GROUNDWATER CENTRIFUGE VIBRACORE ANALYTICAL RESULTS

		Location	OL-VC-60294A	OL-VC-60294A	OL-VC-60294A	OL-VC-60294A	OL-VC-60294A	OL-VC-60294A	OL-VC-60295
		Sample Depth	4.00-4.50 Ft	5.00-5.50 Ft	5.00-5.50 Ft	6.00-6.50 Ft	7.50-8.00 Ft	9.00-9.50 Ft	0.00-0.25 Ft
		Field Sample ID	OL-1235-20	OL-1236-01	OL-1236-02	OL-1236-03	OL-1236-04	OL-1236-05	OL-1254-18
		Sample Date	6/1/2010	6/1/2010	6/1/2010	6/1/2010	6/1/2010	6/1/2010	6/4/2010
		SDG	JA47861	JA47860	JA47860	JA47860	JA47860	JA47860	JA48309
		Matrix	WATER	WATER	WATER	WATER	WATER	WATER	WATER
		Sample Purpose	Regular sample	Regular sample	Field duplicate	Regular sample	Regular sample	Regular sample	Regular sample
		Sample Type	Pore water	Pore water	Pore water	Pore water	Pore water	Pore water	Pore water
Method	Parameter Name	Units							
E300.0	CHLORIDE	mg/L	7280	8070	8010	8590	10000	14100	
E300.0	SULFATE	mg/L	26.9	34.3 J	46.3 J	37.3 J	27.1	30.4	
E353.2	NITRATE	mg/L							
E353.2	NITROGEN, NITRATE-NITRITE	mg/L				0.5 U		565	
SM-4500-ClC	CHLORIDE	mg/L							5940
SM20-4500-HB	pH	S.U.	7.14	7.03	7.12	7.33	7.15	7.2	7.23
SM4500-NO2B	NITRITE	mg/l							
SM4500-PE	PHOSPHORUS, TOTAL ORTHOPHOSPHATE (AS P)	mg/L							
SW6010	CALCIUM	mg/L	764			491	541	521	
SW6010	IRON	mg/L	3.48			2.12	7.8	3.21	
SW6010	MAGNESIUM	mg/L	117			77.6	86	78.8	
SW6010	MANGANESE	mg/L	1.68			0.311	0.548	0.439	
SW6010	POTASSIUM	mg/L	24.9			9.37 J	9.29 J	9.65 J	
SW6010	SODIUM	mg/L	2850			2520	2680	2970	
SW9050	Conductivity	umhos/cm	20800	23000	23100	25300	29200	32500	18000

TABLE 9
SUMMARY OF GROUNDWATER CENTRIFUGE VIBRACORE ANALYTICAL RESULTS

		Location	OL-VC-60295	OL-VC-60295	OL-VC-60295	OL-VC-60295	OL-VC-60295	OL-VC-60296	OL-VC-60296
		Sample Depth	0.25-0.50 Ft	5.00-5.50 Ft	6.00-6.50 Ft	7.50-8.00 Ft	9.00-9.50 Ft	0.00-0.25 Ft	0.25-0.50 Ft
		Field Sample ID	OL-1254-19	OL-1255-09	OL-1255-10	OL-1255-11	OL-1255-12	OL-1209-03	OL-1209-04
		Sample Date	6/4/2010	6/4/2010	6/4/2010	6/4/2010	6/4/2010	5/25/2010	5/25/2010
		SDG	JA48309	JA48304	JA48304	JA48304	JA48304	JA47418	JA47418
		Matrix	WATER	WATER	WATER	WATER	WATER	WATER	WATER
		Sample Purpose	Regular sample	Regular sample	Regular sample	Regular sample	Regular sample	Regular sample	Regular sample
		Sample Type	Pore water	Pore water	Pore water	Pore water	Pore water	Pore water	Pore water
Method	Parameter Name	Units							
E300.0	CHLORIDE	mg/L		11600	13300			807	1170
E300.0	SULFATE	mg/L		2360	96.4				
E353.2	NITRATE	mg/L							
E353.2	NITROGEN, NITRATE-NITRITE	mg/L		0.5 U	0.5 U		0.5 U		
SM-4500-ClC	CHLORIDE	mg/L	6640						
SM20-4500-HB	pH	S.U.	7.12	7.01	7.15	7.01	7.03	7.46	7.69
SM4500-NO2B	NITRITE	mg/l							
SM4500-PE	PHOSPHORUS, TOTAL ORTHOPHOSPHATE (AS P)	mg/L							
SW6010	CALCIUM	mg/L		427	1600	1150	1490		
SW6010	IRON	mg/L		15.5	19.1	4.62	15.7		
SW6010	MAGNESIUM	mg/L		49.1	223	238	220		
SW6010	MANGANESE	mg/L		0.748	2.3	1.84	2.5		
SW6010	POTASSIUM	mg/L		13.5	55.8	56.6	55.2		
SW6010	SODIUM	mg/L		1300	6540	8280	6680		
SW9050	Conductivity	umhos/cm	20000	32000	3750			3400	4430

TABLE 9
SUMMARY OF GROUNDWATER CENTRIFUGE VIBRACORE ANALYTICAL RESULTS

		Location	OL-VC-60296	OL-VC-60296	OL-VC-60296	OL-VC-60296	OL-VC-60296	OL-VC-60296	OL-VC-60296
		Sample Depth	0.50-0.75 Ft	0.75-1.00 Ft	2.00-2.50 Ft	3.00-3.50 Ft	4.00-4.50 Ft	5.00-5.50 Ft	6.00-6.50 Ft
		Field Sample ID	OL-1209-05	OL-1209-06	OL-1209-11	OL-1209-12	OL-1209-13	OL-1209-14	OL-1209-15
		Sample Date	5/25/2010	5/25/2010	5/25/2010	5/25/2010	5/25/2010	5/25/2010	5/25/2010
		SDG	JA47418	JA47418	JA47418	JA47418	JA47418	JA47418	JA47418
		Matrix	WATER	WATER	WATER	WATER	WATER	WATER	WATER
		Sample Purpose	Regular sample	Regular sample	Field duplicate	Regular sample	Regular sample	Regular sample	Regular sample
		Sample Type	Pore water	Pore water	Pore water	Pore water	Pore water	Pore water	Pore water
Method	Parameter Name	Units							
E300.0	CHLORIDE	mg/L	1950	2270	4390	8970	10600	11700	12800
E300.0	SULFATE	mg/L			88.5	79	44.1	42.2	53.1
E353.2	NITRATE	mg/L							
E353.2	NITROGEN, NITRATE-NITRITE	mg/L					0.5 U	0.5 U	0.5 U
SM-4500-ClC	CHLORIDE	mg/L							
SM20-4500-HB	pH	S.U.	7.23	7.74	7.46	7.69	7.46	7.37	7.32
SM4500-NO2B	NITRITE	mg/l							
SM4500-PE	PHOSPHORUS, TOTAL ORTHOPHOSPHATE (AS P)	mg/L							
SW6010	CALCIUM	mg/L					893	822	1320
SW6010	IRON	mg/L					4.96	3.24	0.958
SW6010	MAGNESIUM	mg/L					191	210	304
SW6010	MANGANESE	mg/L					1.4	1.06	1.14
SW6010	POTASSIUM	mg/L					30	30.6	35.2
SW6010	SODIUM	mg/L					3100	3600	5540
SW9050	Conductivity	umhos/cm	6710	7730	13100	24800	29100	31600	34200

TABLE 9
SUMMARY OF GROUNDWATER CENTRIFUGE VIBRACORE ANALYTICAL RESULTS

		Location	OL-VC-60296	OL-VC-60296	OL-VC-60297	OL-VC-60297	OL-VC-60297	OL-VC-60297	OL-VC-60297
		Sample Depth	7.50-8.00 Ft	9.00-9.50 Ft	0.00-0.25 Ft	0.25-0.50 Ft	0.50-0.75 Ft	0.75-1.00 Ft	1.00-1.25 Ft
		Field Sample ID	OL-1209-16	OL-1209-17	OL-1214-05	OL-1214-06	OL-1214-07	OL-1214-08	OL-1214-09
		Sample Date	5/25/2010	5/25/2010	5/26/2010	5/26/2010	5/26/2010	5/26/2010	5/26/2010
		SDG	JA47418	JA47418	JA47529	JA47529	JA47529	JA47529	JA47529
		Matrix	WATER	WATER	WATER	WATER	WATER	WATER	WATER
		Sample Purpose	Regular sample	Regular sample	Regular sample	Regular sample	Regular sample	Regular sample	Regular sample
		Sample Type	Pore water	Pore water	Pore water	Pore water	Pore water	Pore water	Pore water
Method	Parameter Name	Units							
E300.0	CHLORIDE	mg/L	14200	16000	1960	3070	4070	5110	6130
E300.0	SULFATE	mg/L	98.3	25.7					
E353.2	NITRATE	mg/L							
E353.2	NITROGEN, NITRATE-NITRITE	mg/L	0.5 U	0.5 U					
SM-4500-ClC	CHLORIDE	mg/L							
SM20-4500-HB	pH	S.U.	7.36	6.91	7.48	7.45	7.52	7.4	7.41
SM4500-NO2B	NITRITE	mg/l							
SM4500-PE	PHOSPHORUS, TOTAL ORTHOPHOSPHATE (AS P)	mg/L							
SW6010	CALCIUM	mg/L	1270	1710					
SW6010	IRON	mg/L	3.25	3.91					
SW6010	MAGNESIUM	mg/L	306	436					
SW6010	MANGANESE	mg/L	0.683	3.24					
SW6010	POTASSIUM	mg/L	42.8	48.1					
SW6010	SODIUM	mg/L	5640	7100					
SW9050	Conductivity	umhos/cm	37800	42300	6290	9550	11200	14800	17600

TABLE 9
SUMMARY OF GROUNDWATER CENTRIFUGE VIBRACORE ANALYTICAL RESULTS

		Location	OL-VC-60297	OL-VC-60297	OL-VC-60297	OL-VC-60297	OL-VC-60297	OL-VC-60297	OL-VC-60297
		Sample Depth	1.25-1.50 Ft	1.50-1.75 Ft	2.00-2.50 Ft	3.00-3.50 Ft	4.00-4.50 Ft	5.00-5.50 Ft	6.00-6.50 Ft
		Field Sample ID	OL-1214-10	OL-1214-11	OL-1214-12	OL-1214-13	OL-1214-14	OL-1214-15	OL-1214-16
		Sample Date	5/26/2010	5/26/2010	5/26/2010	5/26/2010	5/26/2010	5/26/2010	5/26/2010
		SDG	JA47529	JA47529	JA47529	JA47529	JA47529	JA47529	JA47529
		Matrix	WATER	WATER	WATER	WATER	WATER	WATER	WATER
		Sample Purpose	Regular sample	Regular sample	Regular sample	Regular sample	Regular sample	Regular sample	Regular sample
		Sample Type	Pore water	Pore water	Pore water	Pore water	Pore water	Pore water	Pore water
Method	Parameter Name	Units							
E300.0	CHLORIDE	mg/L	7240	8480	11800	15900	20200	24200	27200
E300.0	SULFATE	mg/L			28	19.1	31.5	8.2 J	7.8 J
E353.2	NITRATE	mg/L							
E353.2	NITROGEN, NITRATE-NITRITE	mg/L			0.5 U	0.5 U	0.5 U	0.5 U	0.5 U
SM-4500-ClC	CHLORIDE	mg/L							
SM20-4500-HB	pH	S.U.	7.34	7.27	7.37	7.29	7.08	6.82	6.85
SM4500-NO2B	NITRITE	mg/l							
SM4500-PE	PHOSPHORUS, TOTAL ORTHOPHOSPHATE (AS P)	mg/L							
SW6010	CALCIUM	mg/L			508	1010	803	869	1210
SW6010	IRON	mg/L			0.212	1.09	0.468	0.345	0.498
SW6010	MAGNESIUM	mg/L			202	268	317	359	390
SW6010	MANGANESE	mg/L			0.287	0.646	0.395	0.42	0.532
SW6010	POTASSIUM	mg/L			55.3	74.9	94.4	105	122
SW6010	SODIUM	mg/L			5520	7050	8690	12600	11700
SW9050	Conductivity	umhos/cm	20500	24400	32500	42100	52800	58700	65600

TABLE 9
SUMMARY OF GROUNDWATER CENTRIFUGE VIBRACORE ANALYTICAL RESULTS

		Location	OL-VC-60297	OL-VC-60297	OL-VC-60302	OL-VC-60302	OL-VC-60302	OL-VC-60302	OL-VC-60302
		Sample Depth	7.50-8.00 Ft	9.00-9.50 Ft	0.75-1.00 Ft	1.00-1.25 Ft	1.25-1.50 Ft	1.50-1.75 Ft	2.00-2.50 Ft
		Field Sample ID	OL-1214-17	OL-1214-18	OL-1301-04	OL-1301-05	OL-1301-06	OL-1301-07	OL-1301-08
		Sample Date	5/26/2010	5/26/2010	6/14/2010	6/14/2010	6/14/2010	6/14/2010	6/14/2010
		SDG	JA47529	JA47529	JA49017	JA49017	JA49017	JA49017	JA49017
		Matrix	WATER	WATER	WATER	WATER	WATER	WATER	WATER
		Sample Purpose	Regular sample	Regular sample	Regular sample	Regular sample	Regular sample	Regular sample	Regular sample
		Sample Type	Pore water	Pore water	Pore water	Pore water	Pore water	Pore water	Pore water
Method	Parameter Name	Units							
E300.0	CHLORIDE	mg/L	32400	37600					33100
E300.0	SULFATE	mg/L	7.1 J	9.9 J					38.1 J
E353.2	NITRATE	mg/L							
E353.2	NITROGEN, NITRATE-NITRITE	mg/L	5.4	0.5 U					
SM-4500-ClC	CHLORIDE	mg/L			21800	24000	25700	25200	
SM20-4500-HB	pH	S.U.	6.88	6.79	7.19	7.08	7.06	7.03	6.97
SM4500-NO2B	NITRITE	mg/l							
SM4500-PE	PHOSPHORUS, TOTAL ORTHOPHOSPHATE (AS P)	mg/L							
SW6010	CALCIUM	mg/L	1270	1250					
SW6010	IRON	mg/L	0.413	0.479					
SW6010	MAGNESIUM	mg/L	454	420					
SW6010	MANGANESE	mg/L	0.616	0.824					
SW6010	POTASSIUM	mg/L	156	149					
SW6010	SODIUM	mg/L	14800	13900					
SW9050	Conductivity	umhos/cm	75200	86500	58200	62000	67000	63300	80100

TABLE 9
SUMMARY OF GROUNDWATER CENTRIFUGE VIBRACORE ANALYTICAL RESULTS

		Location	OL-VC-60302	OL-VC-60302	OL-VC-60302	OL-VC-60302	OL-VC-60302	OL-VC-60302	OL-VC-60302
		Sample Depth	2.00-2.50 Ft	3.00-3.50 Ft	4.00-4.50 Ft	5.00-5.50 Ft	6.00-6.50 Ft	7.50-8.00 Ft	9.00-9.50 Ft
		Field Sample ID	OL-1301-09	OL-1301-10	OL-1301-11	OL-1301-12	OL-1301-13	OL-1301-14	OL-1301-15
		Sample Date	6/14/2010	6/14/2010	6/14/2010	6/14/2010	6/14/2010	6/14/2010	6/14/2010
		SDG	JA49017	JA49017	JA49017	JA49017	JA49017	JA49017	JA49017
		Matrix	WATER	WATER	WATER	WATER	WATER	WATER	WATER
		Sample Purpose	Field duplicate	Regular sample	Regular sample	Regular sample	Regular sample	Regular sample	Regular sample
		Sample Type	Pore water	Pore water	Pore water	Pore water	Pore water	Pore water	Pore water
Method	Parameter Name	Units							
E300.0	CHLORIDE	mg/L	32900	36900	41100	42200	46100	46200	47200
E300.0	SULFATE	mg/L	47	80.5	51.4	33.6 J	34.9 J	34.2 J	35.2 J
E353.2	NITRATE	mg/L							
E353.2	NITROGEN, NITRATE-NITRITE	mg/L					0.053 J	0.5 U	0.5 U
SM-4500-ClC	CHLORIDE	mg/L							
SM20-4500-HB	pH	S.U.	7.15	7.01	6.89	6.69	6.68	6.72	6.7
SM4500-NO2B	NITRITE	mg/l							
SM4500-PE	PHOSPHORUS, TOTAL ORTHOPHOSPHATE (AS P)	mg/L							
SW6010	CALCIUM	mg/L			1040	677	757	745	613
SW6010	IRON	mg/L			1.04	3.24	4.43	1.43	1.16
SW6010	MAGNESIUM	mg/L			92.2	129	117	162	130
SW6010	MANGANESE	mg/L			0.795	0.274	0.408	0.187	0.144
SW6010	POTASSIUM	mg/L			34.8	44.3	38.3	51.3	41.5
SW6010	SODIUM	mg/L			7060	9610	7860	11400	9530
SW9050	Conductivity	umhos/cm	78300	87500	95200	99000	103000	103000	106000

TABLE 9
SUMMARY OF GROUNDWATER CENTRIFUGE VIBRACORE ANALYTICAL RESULTS

		Location	OL-VC-60303	OL-VC-60303	OL-VC-60303	OL-VC-60303	OL-VC-60303	OL-VC-60303	OL-VC-60303
		Sample Depth	0.00-0.25 Ft	1.25-1.50 Ft	1.50-1.75 Ft	2.00-2.50 Ft	2.00-2.50 Ft	3.00-3.50 Ft	4.00-4.50 Ft
		Field Sample ID	OL-1301-16	OL-1302-01	OL-1302-02	OL-1302-03	OL-1302-04	OL-1302-05	OL-1302-06
		Sample Date	6/14/2010	6/14/2010	6/14/2010	6/14/2010	6/14/2010	6/14/2010	6/14/2010
		SDG	JA49017	JA49018	JA49018	JA49018	JA49018	JA49018	JA49018
		Matrix	WATER	WATER	WATER	WATER	WATER	WATER	WATER
		Sample Purpose	Regular sample	Regular sample	Regular sample	Regular sample	Field duplicate	Regular sample	Regular sample
		Sample Type	Pore water	Pore water	Pore water	Pore water	Pore water	Pore water	Pore water
Method	Parameter Name	Units							
E300.0	CHLORIDE	mg/L		5920	6600	8570	9400	9320	10700
E300.0	SULFATE	mg/L				113	71.9	33.9	168
E353.2	NITRATE	mg/L							
E353.2	NITROGEN, NITRATE-NITRITE	mg/L							
SM-4500-ClC	CHLORIDE	mg/L	885						
SM20-4500-HB	pH	S.U.	7.56	7.6	7.58	7.45	7.41	7.34	7.12
SM4500-NO2B	NITRITE	mg/l							
SM4500-PE	PHOSPHORUS, TOTAL ORTHOPHOSPHATE (AS P)	mg/L							
SW6010	CALCIUM	mg/L					370		
SW6010	IRON	mg/L					1.36		
SW6010	MAGNESIUM	mg/L					80		
SW6010	MANGANESE	mg/L					0.223		
SW6010	POTASSIUM	mg/L					8.25		
SW6010	SODIUM	mg/L					3250		
SW9050	Conductivity	umhos/cm	3500	17800	19300	24400	25900	26200	27000

TABLE 9
SUMMARY OF GROUNDWATER CENTRIFUGE VIBRACORE ANALYTICAL RESULTS

		Location	OL-VC-60303	OL-VC-60303	OL-VC-60303	OL-VC-60303	OL-VC-60304	OL-VC-60304	OL-VC-60304
		Sample Depth	5.00-5.50 Ft	6.00-6.50 Ft	7.50-8.00 Ft	9.00-9.50 Ft	1.50-1.75 Ft	2.00-2.50 Ft	2.00-2.50 Ft
		Field Sample ID	OL-1302-07	OL-1302-08	OL-1302-09	OL-1302-10	OL-1303-07	OL-1303-08	OL-1303-09
		Sample Date	6/14/2010	6/14/2010	6/14/2010	6/14/2010	6/15/2010	6/15/2010	6/15/2010
		SDG	JA49018	JA49018	JA49018	JA49018	JA49165	JA49165	JA49165
		Matrix	WATER	WATER	WATER	WATER	WATER	WATER	WATER
		Sample Purpose	Regular sample	Regular sample	Regular sample	Regular sample	Regular sample	Regular sample	Field duplicate
		Sample Type	Pore water	Pore water	Pore water	Pore water	Pore water	Pore water	Pore water
Method	Parameter Name	Units							
E300.0	CHLORIDE	mg/L	12600	13300	15200	17300		12500	12900
E300.0	SULFATE	mg/L	33.1	48.6	106	69.2		141	193
E353.2	NITRATE	mg/L							
E353.2	NITROGEN, NITRATE-NITRITE	mg/L							
SM-4500-ClC	CHLORIDE	mg/L					10200		
SM20-4500-HB	pH	S.U.	6.98	7	7.47	7.4	7.69	7.27	7.42
SM4500-NO2B	NITRITE	mg/l							
SM4500-PE	PHOSPHORUS, TOTAL ORTHOPHOSPHATE (AS P)	mg/L							
SW6010	CALCIUM	mg/L	538		535	596			
SW6010	IRON	mg/L	4.27		4.21	1.34			
SW6010	MAGNESIUM	mg/L	92.8		106	113			
SW6010	MANGANESE	mg/L	0.615		0.36	0.411			
SW6010	POTASSIUM	mg/L	7.52 J		9.64 J	9.87 J			
SW6010	SODIUM	mg/L	3190		4820	4360			
SW9050	Conductivity	umhos/cm	35100	35400	40300	45400	22900	32400	31700

TABLE 9
SUMMARY OF GROUNDWATER CENTRIFUGE VIBRACORE ANALYTICAL RESULTS

		Location	OL-VC-60304	OL-VC-60304	OL-VC-60304	OL-VC-60304	OL-VC-60304	OL-VC-60304	OL-VC-70144
		Sample Depth	3.00-3.50 Ft	4.00-4.50 Ft	5.00-5.50 Ft	6.00-6.50 Ft	7.50-8.00 Ft	9.00-9.50 Ft	0.00-0.25 Ft
		Field Sample ID	OL-1303-10	OL-1303-11	OL-1303-12	OL-1303-13	OL-1303-14	OL-1303-15	OL-1228-06
		Sample Date	6/15/2010	6/15/2010	6/15/2010	6/15/2010	6/15/2010	6/15/2010	5/28/2010
		SDG	JA49165	JA49165	JA49165	JA49165	JA49165	JA49165	JA47792
		Matrix	WATER	WATER	WATER	WATER	WATER	WATER	WATER
		Sample Purpose	Regular sample	Regular sample	Regular sample	Regular sample	Regular sample	Regular sample	Regular sample
		Sample Type	Pore water	Pore water	Pore water	Pore water	Pore water	Pore water	Pore water
Method	Parameter Name	Units							
E300.0	CHLORIDE	mg/L		16800	17700	18900	20200	21900	9880
E300.0	SULFATE	mg/L		114	122	68.8	114	118	
E353.2	NITRATE	mg/L							
E353.2	NITROGEN, NITRATE-NITRITE	mg/L							
SM-4500-ClC	CHLORIDE	mg/L							
SM20-4500-HB	pH	S.U.	7.18	7.11	7.12	7.21	7.22	7.37	7.15
SM4500-NO2B	NITRITE	mg/l							
SM4500-PE	PHOSPHORUS, TOTAL ORTHOPHOSPHATE (AS P)	mg/L							
SW6010	CALCIUM	mg/L						169	
SW6010	IRON	mg/L						1.6	
SW6010	MAGNESIUM	mg/L						36.8	
SW6010	MANGANESE	mg/L						0.0975	
SW6010	POTASSIUM	mg/L						2.97	
SW6010	SODIUM	mg/L						7050	
SW9050	Conductivity	umhos/cm	38300	41700	43700	49000	51500	53300	26700

TABLE 9
SUMMARY OF GROUNDWATER CENTRIFUGE VIBRACORE ANALYTICAL RESULTS

		Location	OL-VC-70144	OL-VC-70144	OL-VC-70144	OL-VC-70144	OL-VC-70144	OL-VC-70144	OL-VC-70144
		Sample Depth	0.25-0.50 Ft	0.50-0.75 Ft	0.75-1.00 Ft	1.00-1.25 Ft	1.25-1.50 Ft	1.50-1.75 Ft	3.00-3.50 Ft
		Field Sample ID	OL-1228-07	OL-1228-08	OL-1228-09	OL-1228-10	OL-1228-11	OL-1228-12	OL-1228-14
		Sample Date	5/28/2010	5/28/2010	5/28/2010	5/28/2010	5/28/2010	5/28/2010	5/28/2010
		SDG	JA47792	JA47792	JA47792	JA47792	JA47792	JA47792	JA47792
		Matrix	WATER	WATER	WATER	WATER	WATER	WATER	WATER
		Sample Purpose	Regular sample	Regular sample	Regular sample	Regular sample	Regular sample	Regular sample	Regular sample
		Sample Type	Pore water	Pore water	Pore water	Pore water	Pore water	Pore water	Pore water
Method	Parameter Name	Units							
E300.0	CHLORIDE	mg/L	12300	12500	12900	12500	12400	12700	15100
E300.0	SULFATE	mg/L							35
E353.2	NITRATE	mg/L							
E353.2	NITROGEN, NITRATE-NITRITE	mg/L							
SM-4500-ClC	CHLORIDE	mg/L							
SM20-4500-HB	pH	S.U.	7.11	7.09	7.25	7.1	7.26	7.36	7.06
SM4500-NO2B	NITRITE	mg/l							
SM4500-PE	PHOSPHORUS, TOTAL ORTHOPHOSPHATE (AS P)	mg/L							
SW6010	CALCIUM	mg/L							
SW6010	IRON	mg/L							
SW6010	MAGNESIUM	mg/L							
SW6010	MANGANESE	mg/L							
SW6010	POTASSIUM	mg/L							
SW6010	SODIUM	mg/L							
SW9050	Conductivity	umhos/cm	32800	33200	34200	33500	33100	33700	39300

TABLE 9
SUMMARY OF GROUNDWATER CENTRIFUGE VIBRACORE ANALYTICAL RESULTS

		Location	OL-VC-70144	OL-VC-70144	OL-VC-70144	OL-VC-70144	OL-VC-70144	OL-VC-70145	OL-VC-70145
		Sample Depth	4.00-4.50 Ft	5.00-5.50 Ft	6.00-6.50 Ft	7.50-8.00 Ft	9.00-9.50 Ft	0.00-0.25 Ft	0.25-0.50 Ft
		Field Sample ID	OL-1228-15	OL-1228-16	OL-1228-17	OL-1228-18	OL-1228-19	OL-1227-11	OL-1227-12
		Sample Date	5/28/2010	5/28/2010	5/28/2010	5/28/2010	5/28/2010	5/28/2010	5/28/2010
		SDG	JA47792	JA47792	JA47792	JA47792	JA47792	JA47796	JA47796
		Matrix	WATER	WATER	WATER	WATER	WATER	WATER	WATER
		Sample Purpose	Regular sample	Regular sample	Regular sample	Regular sample	Regular sample	Regular sample	Regular sample
		Sample Type	Pore water	Pore water	Pore water	Pore water	Pore water	Pore water	Pore water
Method	Parameter Name	Units							
E300.0	CHLORIDE	mg/L	18300	19500	20900	22200	24700	8590	15000
E300.0	SULFATE	mg/L	17.3 J	9.9 J	8.1 J	13.3 J	9.5 J		
E353.2	NITRATE	mg/L					0.52 U		
E353.2	NITROGEN, NITRATE-NITRITE	mg/L	0.5 U	0.064 J	0.5 U	0.5 U	0.5 U		
SM-4500-ClC	CHLORIDE	mg/L							
SM20-4500-HB	pH	S.U.	7.04	7.07	6.94	7.02	6.94	6.81	7.06
SM4500-NO2B	NITRITE	mg/l					0.02 U		
SM4500-PE	PHOSPHORUS, TOTAL ORTHOPHOSPHATE (AS P)	mg/L					0.095 J		
SW6010	CALCIUM	mg/L	812	665	705	1090	711		
SW6010	IRON	mg/L	0.147	0.144	0.245	0.965	0.432		
SW6010	MAGNESIUM	mg/L	142	154	173	185	185		
SW6010	MANGANESE	mg/L	0.248	0.2	0.265	0.525	0.256		
SW6010	POTASSIUM	mg/L	55.9	53.1	52.5	45.5	42.7		
SW6010	SODIUM	mg/L	10400	10400	12400	11300	11900		
SW9050	Conductivity	umhos/cm	101000	51500	54300	123000	62300	24800	6840

TABLE 9
SUMMARY OF GROUNDWATER CENTRIFUGE VIBRACORE ANALYTICAL RESULTS

		Location	OL-VC-70145	OL-VC-70145	OL-VC-70145	OL-VC-70145	OL-VC-70145	OL-VC-70145	OL-VC-70145
		Sample Depth	0.50-0.75 Ft	2.00-2.50 Ft	3.00-3.50 Ft	4.00-4.50 Ft	5.00-5.50 Ft	5.00-5.50 Ft	6.00-6.50 Ft
		Field Sample ID	OL-1227-13	OL-1227-18	OL-1227-19	OL-1227-20	OL-1228-01	OL-1228-02	OL-1228-03
		Sample Date	5/28/2010	5/28/2010	5/28/2010	5/28/2010	5/28/2010	5/28/2010	5/28/2010
		SDG	JA47796	JA47796	JA47796	JA47796	JA47792	JA47792	JA47792
		Matrix	WATER	WATER	WATER	WATER	WATER	WATER	WATER
		Sample Purpose	Regular sample	Regular sample	Regular sample	Regular sample	Regular sample	Field duplicate	Regular sample
		Sample Type	Pore water	Pore water	Pore water	Pore water	Pore water	Pore water	Pore water
Method	Parameter Name	Units							
E300.0	CHLORIDE	mg/L	19800	40000	44100	46400	47300	47500	48200
E300.0	SULFATE	mg/L		19.7 J	14.2 J	13.1 J	21.7 J	24.7 J	18.1 J
E353.2	NITRATE	mg/L							0.52 U
E353.2	NITROGEN, NITRATE-NITRITE	mg/L			0.5 U	0.5 U			0.5 U
SM-4500-ClC	CHLORIDE	mg/L							
SM20-4500-HB	pH	S.U.	7.1	6.83	6.69	6.76	6.78	6.76	6.8
SM4500-NO2B	NITRITE	mg/l							0.02 U
SM4500-PE	PHOSPHORUS, TOTAL ORTHOPHOSPHATE (AS P)	mg/L							0.5 U
SW6010	CALCIUM	mg/L			1510	1310			1620
SW6010	IRON	mg/L			0.193 J	0.155 J			3.19
SW6010	MAGNESIUM	mg/L			165	181			249
SW6010	MANGANESE	mg/L			0.231	0.163			0.568
SW6010	POTASSIUM	mg/L			67.6	67.6			57.5
SW6010	SODIUM	mg/L			9340	9900			20600
SW9050	Conductivity	umhos/cm	49300	88800	97400	100000	106000	104000	107000

TABLE 9
SUMMARY OF GROUNDWATER CENTRIFUGE VIBRACORE ANALYTICAL RESULTS

		Location	OL-VC-70145	OL-VC-70145	OL-VC-70146	OL-VC-70146	OL-VC-70146	OL-VC-70146	OL-VC-70146
		Sample Depth	7.50-8.00 Ft	9.00-9.50 Ft	2.00-2.50 Ft	2.00-2.50 Ft	3.00-3.50 Ft	4.00-4.50 Ft	5.00-5.50 Ft
		Field Sample ID	OL-1228-04	OL-1228-05	OL-1221-15	OL-1221-16	OL-1221-17	OL-1221-18	OL-1221-19
		Sample Date	5/28/2010	5/28/2010	5/27/2010	5/27/2010	5/27/2010	5/27/2010	5/27/2010
		SDG	JA47792	JA47792	JA47630	JA47630	JA47630	JA47630	JA47630
		Matrix	WATER	WATER	WATER	WATER	WATER	WATER	WATER
		Sample Purpose	Regular sample	Regular sample	Regular sample	Field duplicate	Regular sample	Regular sample	Regular sample
		Sample Type	Pore water	Pore water	Pore water	Pore water	Pore water	Pore water	Pore water
Method	Parameter Name	Units							
E300.0	CHLORIDE	mg/L	50000	50900	39700	40000	44000	45500	47100
E300.0	SULFATE	mg/L	13.3 J	13.8 J	15.9 J	13.3 J	15.5 J	18.7 J	15.6 J
E353.2	NITRATE	mg/L	0.52 U	0.12 J			0.52 U		
E353.2	NITROGEN, NITRATE-NITRITE	mg/L	0.5 U	0.12 J		0.5 U	0.5 U		0.5 U
SM-4500-ClC	CHLORIDE	mg/L							
SM20-4500-HB	pH	S.U.	6.57	6.81	6.72	6.58	6.64	6.82	6.83
SM4500-NO2B	NITRITE	mg/l	0.02 U	0.02 U			0.0035 J		
SM4500-PE	PHOSPHORUS, TOTAL ORTHOPHOSPHATE (AS P)	mg/L	0.5 U	0.069 J			0.01 J		
SW6010	CALCIUM	mg/L	961	959		3270	3080		2260
SW6010	IRON	mg/L	0.256	0.422		5.42	1.14		0.47 J
SW6010	MAGNESIUM	mg/L	229	236		214	257		364
SW6010	MANGANESE	mg/L	0.124	0.127 J		1.34	1.12		0.652
SW6010	POTASSIUM	mg/L	39.9	36.7		103	113		60.1 J
SW6010	SODIUM	mg/L	15800	15300		19900	23800		26700
SW9050	Conductivity	umhos/cm	109000	110000	95500	95800	101000	106000	109000

TABLE 9
SUMMARY OF GROUNDWATER CENTRIFUGE VIBRACORE ANALYTICAL RESULTS

		Location	OL-VC-70146	OL-VC-70146	OL-VC-70146	OL-VC-70146	OL-VC-70147	OL-VC-70147	OL-VC-70147
		Sample Depth	0.00-6.00 Ft	6.00-6.50 Ft	7.50-8.00 Ft	9.00-9.50 Ft	3.00-3.50 Ft	4.00-4.50 Ft	5.00-5.50 Ft
		Field Sample ID	OL-1221-20	OL-1223-01	OL-1223-02	OL-1223-03	OL-1217-17	OL-1217-18	OL-1217-19
		Sample Date	5/27/2010	5/27/2010	5/27/2010	5/27/2010	5/26/2010	5/26/2010	5/26/2010
		SDG	JA47630	JA47629	JA47629	JA47629	JA47532	JA47532	JA47532
		Matrix	WATER	WATER	WATER	WATER	WATER	WATER	WATER
		Sample Purpose	Regular sample	Regular sample	Regular sample	Regular sample	Regular sample	Regular sample	Regular sample
		Sample Type	Pore water	Pore water	Pore water	Pore water	Pore water	Pore water	Pore water
Method	Parameter Name	Units							
E300.0	CHLORIDE	mg/L		46700	49900	50000	12900	14300	16000
E300.0	SULFATE	mg/L		11.1 J	15.6 J	12.1 J	10.7 J	10.6 J	11.6 J
E353.2	NITRATE	mg/L		0.52 U	0.52 U	0.52 U			
E353.2	NITROGEN, NITRATE-NITRITE	mg/L		0.5 U	0.5 U	0.5 U			
SM-4500-ClC	CHLORIDE	mg/L							
SM20-4500-HB	pH	S.U.		6.67	6.71	6.66	6.98	7.05	7.11
SM4500-NO2B	NITRITE	mg/l		0.02 U	0.02 U	0.02 U			
SM4500-PE	PHOSPHORUS, TOTAL ORTHOPHOSPHATE (AS P)	mg/L		0.1 U	0.1 U	0.1 U			
SW6010	CALCIUM	mg/L		1770	1560	1570	2580	940	1790
SW6010	IRON	mg/L		0.422	1.69	0.43	0.864	4.11	1.62
SW6010	MAGNESIUM	mg/L		317	326	355	139	142	160
SW6010	MANGANESE	mg/L		0.505	0.401	0.31	1.77	0.533	1.07
SW6010	POTASSIUM	mg/L		81	73.9	70.6	15.6	15.7	16.2
SW6010	SODIUM	mg/L		26600	27500	28600	7520	7950	8800
SW9050	Conductivity	umhos/cm		104000	104000	102000	34500	38000	41800

TABLE 9
SUMMARY OF GROUNDWATER CENTRIFUGE VIBRACORE ANALYTICAL RESULTS

		Location	OL-VC-70147	OL-VC-70147	OL-VC-70148	OL-VC-70148	OL-VC-70148	OL-VC-70148	OL-VC-70148
		Sample Depth	6.00-6.50 Ft	7.50-8.00 Ft	0.00-0.25 Ft	0.25-0.50 Ft	0.50-0.75 Ft	0.75-1.00 Ft	0.75-1.00 Ft
		Field Sample ID	OL-1217-20	OL-1217-21	OL-1211-14	OL-1211-15	OL-1211-16	OL-1211-17	OL-1211-18
		Sample Date	5/26/2010	5/26/2010	5/26/2010	5/26/2010	5/26/2010	5/26/2010	5/26/2010
		SDG	JA47532	JA47532	JA47527	JA47527	JA47527	JA47527	JA47527
		Matrix	WATER	WATER	WATER	WATER	WATER	WATER	WATER
		Sample Purpose	Regular sample	Regular sample	Regular sample	Regular sample	Regular sample	Regular sample	Field duplicate
		Sample Type	Pore water	Pore water	Pore water	Pore water	Pore water	Pore water	Pore water
Method	Parameter Name	Units							
E300.0	CHLORIDE	mg/L	17000	19200	590	708	792	880	907
E300.0	SULFATE	mg/L	16 U	10.4 J					
E353.2	NITRATE	mg/L							
E353.2	NITROGEN, NITRATE-NITRITE	mg/L							
SM-4500-ClC	CHLORIDE	mg/L							
SM20-4500-HB	pH	S.U.	6.91	7.15	7.34	7.51	7.64	7.72	7.73
SM4500-NO2B	NITRITE	mg/l							
SM4500-PE	PHOSPHORUS, TOTAL ORTHOPHOSPHATE (AS P)	mg/L							
SW6010	CALCIUM	mg/L	1380	2010					
SW6010	IRON	mg/L	0.815	0.904					
SW6010	MAGNESIUM	mg/L	166	193					
SW6010	MANGANESE	mg/L	0.685	1.16					
SW6010	POTASSIUM	mg/L	17.1	21.1					
SW6010	SODIUM	mg/L	9570	12200					
SW9050	Conductivity	umhos/cm	44800	47900	2770	3650	4200	4590	4730

TABLE 9
SUMMARY OF GROUNDWATER CENTRIFUGE VIBRACORE ANALYTICAL RESULTS

		Location	OL-VC-70148	OL-VC-70148	OL-VC-70148	OL-VC-70148	OL-VC-70148	OL-VC-70148	OL-VC-70148
		Sample Depth	1.00-1.25 Ft	1.25-1.50 Ft	1.50-1.75 Ft	2.00-2.50 Ft	3.00-3.50 Ft	3.00-3.50 Ft	4.00-4.50 Ft
		Field Sample ID	OL-1211-19	OL-1211-20	OL-1212-01	OL-1212-02	OL-1212-03	OL-1212-04	OL-1212-05
		Sample Date	5/26/2010	5/26/2010	5/26/2010	5/26/2010	5/26/2010	5/26/2010	5/26/2010
		SDG	JA47527	JA47527	JA47528	JA47528	JA47528	JA47528	JA47528
		Matrix	WATER	WATER	WATER	WATER	WATER	WATER	WATER
		Sample Purpose	Regular sample	Regular sample	Regular sample	Regular sample	Regular sample	Field duplicate	Regular sample
		Sample Type	Pore water	Pore water	Pore water	Pore water	Pore water	Pore water	Pore water
Method	Parameter Name	Units							
E300.0	CHLORIDE	mg/L	1050	1070	1250	1520	1860	1950	2190
E300.0	SULFATE	mg/L				5.8	21.6	14.1	12.7
E353.2	NITRATE	mg/L				0.52 U			0.52 U
E353.2	NITROGEN, NITRATE-NITRITE	mg/L				0.5 U		0.5 U	0.5 U
SM-4500-ClC	CHLORIDE	mg/L							
SM20-4500-HB	pH	S.U.	7.69	7.54	7.52	7.6	7.87	7.77	7.87
SM4500-NO2B	NITRITE	mg/l				0.02 U			0.02 UJ
SM4500-PE	PHOSPHORUS, TOTAL ORTHOPHOSPHATE (AS P)	mg/L				5.7			1.5 J
SW6010	CALCIUM	mg/L				246		193	186
SW6010	IRON	mg/L				3.42		1.49	2.17
SW6010	MAGNESIUM	mg/L				189		232	220
SW6010	MANGANESE	mg/L				0.336		0.288	0.253
SW6010	POTASSIUM	mg/L				37.3		46.3	47.1
SW6010	SODIUM	mg/L				717		857	818
SW9050	Conductivity	umhos/cm	5230	5820	6580	8280	8980	9260	10200

TABLE 9
SUMMARY OF GROUNDWATER CENTRIFUGE VIBRACORE ANALYTICAL RESULTS

		Location	OL-VC-70148
		Sample Depth	5.00-5.50 Ft
		Field Sample ID	OL-1212-06
		Sample Date	5/26/2010
		SDG	JA47528
		Matrix	WATER
		Sample Purpose	Regular sample
		Sample Type	Pore water
Method	Parameter Name	Units	
E300.0	CHLORIDE	mg/L	2660
E300.0	SULFATE	mg/L	7.4
E353.2	NITRATE	mg/L	0.52 U
E353.2	NITROGEN, NITRATE-NITRITE	mg/L	0.5 U
SM-4500-ClC	CHLORIDE	mg/L	
SM20-4500-HB	pH	S.U.	7.72
SM4500-NO2B	NITRITE	mg/l	0.02 UJ
SM4500-PE	PHOSPHORUS, TOTAL ORTHOPHOSPHATE (AS P)	mg/L	2.6 J
SW6010	CALCIUM	mg/L	181
SW6010	IRON	mg/L	2.25
SW6010	MAGNESIUM	mg/L	261
SW6010	MANGANESE	mg/L	0.354
SW6010	POTASSIUM	mg/L	59.6
SW6010	SODIUM	mg/L	939
SW9050	Conductivity	umhos/cm	10900

TABLE 9
SUMMARY OF GROUNDWATER CENTRIFUGE VIBRACORE ANALYTICAL RESULTS

		Location	OL-VC-70148	OL-VC-70148	OL-VC-70148	OL-VC-70148A	OL-VC-70148A	OL-VC-70148A	OL-VC-70148A
		Sample Depth	6.00-6.50 Ft	7.50-8.00 Ft	9.00-9.50 Ft	0.00-0.25 Ft	0.25-0.50 Ft	0.50-0.75 Ft	0.75-1.00 Ft
		Field Sample ID	OL-1212-07	OL-1212-08	OL-1212-09	OL-1223-04	OL-1223-05	OL-1223-06	OL-1223-07
		Sample Date	5/26/2010	5/26/2010	5/26/2010	5/27/2010	5/27/2010	5/27/2010	5/27/2010
		SDG	JA47528	JA47528	JA47528	JA47629	JA47629	JA47629	JA47629
		Matrix	WATER	WATER	WATER	WATER	WATER	WATER	WATER
		Sample Purpose	Regular sample	Regular sample	Regular sample	Regular sample	Regular sample	Regular sample	Regular sample
		Sample Type	Pore water	Pore water	Pore water	Pore water	Pore water	Pore water	Pore water
Method	Parameter Name	Units							
E300.0	CHLORIDE	mg/L	2570	2810	3130	584	722	832	933
E300.0	SULFATE	mg/L	8.7	8.7	6.2				
E353.2	NITRATE	mg/L							
E353.2	NITROGEN, NITRATE-NITRITE	mg/L	0.5 U	0.5 U	0.5 U				
SM-4500-ClC	CHLORIDE	mg/L							
SM20-4500-HB	pH	S.U.	7.67	7.7	7.92	7.39	7.65	7.64	7.46
SM4500-NO2B	NITRITE	mg/l							
SM4500-PE	PHOSPHORUS, TOTAL ORTHOPHOSPHATE (AS P)	mg/L							
SW6010	CALCIUM	mg/L	167	120	37.6				
SW6010	IRON	mg/L	2.11	1.6	0.862				
SW6010	MAGNESIUM	mg/L	255	260	264				
SW6010	MANGANESE	mg/L	0.382	0.334	0.0789				
SW6010	POTASSIUM	mg/L	64.2	63.8	39.8				
SW6010	SODIUM	mg/L	987	940	655				
SW9050	Conductivity	umhos/cm	10900	10800	11700	3590	4060	4800	5050

TABLE 9
SUMMARY OF GROUNDWATER CENTRIFUGE VIBRACORE ANALYTICAL RESULTS

		Location	OL-VC-70148A	OL-VC-70148A	OL-VC-70148A	OL-VC-70148A	OL-VC-70148A	OL-VC-70148A	OL-VC-70148A
		Sample Depth	1.00-1.25 Ft	1.25-1.50 Ft	1.50-1.75 Ft	2.00-2.50 Ft	2.00-2.50 Ft	3.00-3.50 Ft	4.00-4.50 Ft
		Field Sample ID	OL-1223-08	OL-1223-09	OL-1223-10	OL-1223-11	OL-1223-12	OL-1223-13	OL-1223-14
		Sample Date	5/27/2010	5/27/2010	5/27/2010	5/27/2010	5/27/2010	5/27/2010	5/27/2010
		SDG	JA47629	JA47629	JA47629	JA47629	JA47629	JA47629	JA47629
		Matrix	WATER	WATER	WATER	WATER	WATER	WATER	WATER
		Sample Purpose	Regular sample	Regular sample	Regular sample	Regular sample	Field duplicate	Regular sample	Regular sample
		Sample Type	Pore water	Pore water	Pore water	Pore water	Pore water	Pore water	Pore water
Method	Parameter Name	Units							
E300.0	CHLORIDE	mg/L	1150	1270	1370	1650	1620	2020	2160
E300.0	SULFATE	mg/L				30.1	18.6	15.2	10
E353.2	NITRATE	mg/L				0.52 U	0.52 U		0.52 U
E353.2	NITROGEN, NITRATE-NITRITE	mg/L				0.5 U	0.5 U		0.5 U
SM-4500-ClC	CHLORIDE	mg/L							
SM20-4500-HB	pH	S.U.	7.5	7.63	7.46	7.6	7.61	5.58	7.6
SM4500-NO2B	NITRITE	mg/l				0.02 U	0.02 U		0.02 U
SM4500-PE	PHOSPHORUS, TOTAL ORTHOPHOSPHATE (AS P)	mg/L				5.4	4.2		5.2
SW6010	CALCIUM	mg/L				205	230		179
SW6010	IRON	mg/L				1.8	2.54		2.62
SW6010	MAGNESIUM	mg/L				220	185		239
SW6010	MANGANESE	mg/L				0.278	0.284		0.466
SW6010	POTASSIUM	mg/L				37.2	31.5		43.2
SW6010	SODIUM	mg/L				599	557		703
SW9050	Conductivity	umhos/cm	6310	7280	7800	8980	8940	11500	11000

TABLE 9
SUMMARY OF GROUNDWATER CENTRIFUGE VIBRACORE ANALYTICAL RESULTS

		Location	OL-VC-70148A	OL-VC-70148A	OL-VC-70148A	OL-VC-70148A	OL-VC-70149	OL-VC-70149	OL-VC-70149
		Sample Depth	5.00-5.50 Ft	6.00-6.50 Ft	7.50-8.00 Ft	9.00-9.50 Ft	0.00-0.25 Ft	0.25-0.50 Ft	0.50-0.75 Ft
		Field Sample ID	OL-1223-15	OL-1223-16	OL-1223-17	OL-1223-18	OL-1234-16	OL-1234-17	OL-1234-18
		Sample Date	5/27/2010	5/27/2010	5/27/2010	5/27/2010	6/1/2010	6/1/2010	6/1/2010
		SDG	JA47629	JA47629	JA47629	JA47629	JA47864	JA47864	JA47864
		Matrix	WATER	WATER	WATER	WATER	WATER	WATER	WATER
		Sample Purpose	Regular sample	Regular sample	Regular sample	Regular sample	Regular sample	Regular sample	Regular sample
		Sample Type	Pore water	Pore water	Pore water	Pore water	Pore water	Pore water	Pore water
Method	Parameter Name	Units							
E300.0	CHLORIDE	mg/L	2390	2560	2760	3080	453	532	725
E300.0	SULFATE	mg/L	8.6	5.2	4.3	4.4			
E353.2	NITRATE	mg/L	0.52 U	0.52 U		0.52 U			
E353.2	NITROGEN, NITRATE-NITRITE	mg/L	0.5 U	0.5 U		0.5 U			
SM-4500-ClC	CHLORIDE	mg/L							
SM20-4500-HB	pH	S.U.	7.59	7.65	7.67	7.93	7.37	7.61	7.5
SM4500-NO2B	NITRITE	mg/l	0.02 U	0.02 U	0.02 U	0.022			
SM4500-PE	PHOSPHORUS, TOTAL ORTHOPHOSPHATE (AS P)	mg/L	3.5	2.9	0.48	1.1			
SW6010	CALCIUM	mg/L	176	142	132	52			
SW6010	IRON	mg/L	2.01	1.49	1.89	1.33			
SW6010	MAGNESIUM	mg/L	246	222	211	284			
SW6010	MANGANESE	mg/L	0.355	0.315	0.341	0.106			
SW6010	POTASSIUM	mg/L	53.4	53.6	58.1	63.4			
SW6010	SODIUM	mg/L	808	724	852	839			
SW9050	Conductivity	umhos/cm	11600	11300	11600	11900	2450	3120	3950

TABLE 9
SUMMARY OF GROUNDWATER CENTRIFUGE VIBRACORE ANALYTICAL RESULTS

		Location	OL-VC-70149	OL-VC-70149	OL-VC-70149	OL-VC-70149	OL-VC-70149	OL-VC-70149	OL-VC-70149
		Sample Depth	0.75-1.00 Ft	1.00-1.25 Ft	1.25-1.50 Ft	1.50-1.75 Ft	2.00-2.50 Ft	2.00-2.50 Ft	3.00-3.50 Ft
		Field Sample ID	OL-1234-19	OL-1234-20	OL-1235-01	OL-1235-02	OL-1235-03	OL-1235-04	OL-1235-05
		Sample Date	6/1/2010	6/1/2010	6/1/2010	6/1/2010	6/1/2010	6/1/2010	6/1/2010
		SDG	JA47864	JA47864	JA47861	JA47861	JA47861	JA47861	JA47861
		Matrix	WATER	WATER	WATER	WATER	WATER	WATER	WATER
		Sample Purpose	Regular sample	Regular sample	Regular sample	Regular sample	Regular sample	Field duplicate	Regular sample
		Sample Type	Pore water	Pore water	Pore water	Pore water	Pore water	Pore water	Pore water
Method	Parameter Name	Units							
E300.0	CHLORIDE	mg/L	897	1530	1430	1250	1690	1840	2220
E300.0	SULFATE	mg/L					34.8	26.6	15.1
E353.2	NITRATE	mg/L					0.52 U	0.52 U	
E353.2	NITROGEN, NITRATE-NITRITE	mg/L					0.5 U	0.5 U	
SM-4500-ClC	CHLORIDE	mg/L							
SM20-4500-HB	pH	S.U.	7.57	7.59	7.59	7.81	7.82	7.8	7.87
SM4500-NO2B	NITRITE	mg/l					0.02 UJ	0.023 J	
SM4500-PE	PHOSPHORUS, TOTAL ORTHOPHOSPHATE (AS P)	mg/L					1.3 J	2.5 J	
SW6010	CALCIUM	mg/L					136	117	79.9
SW6010	IRON	mg/L					1.74 J	4.31 J	2.88
SW6010	MAGNESIUM	mg/L					67.2	73.2	63.7
SW6010	MANGANESE	mg/L					0.175	0.212	0.165
SW6010	POTASSIUM	mg/L					43.7	53	51.2
SW6010	SODIUM	mg/L					735	820	791
SW9050	Conductivity	umhos/cm	4780	7580	7190	6280	8310	8460	9900

TABLE 9
SUMMARY OF GROUNDWATER CENTRIFUGE VIBRACORE ANALYTICAL RESULTS

		Location	OL-VC-70149	OL-VC-70149	OL-VC-70149	OL-VC-70149	OL-VC-70149	OL-VC-70150	OL-VC-70150
		Sample Depth	4.00-4.50 Ft	5.00-5.50 Ft	6.00-6.50 Ft	7.50-8.00 Ft	9.00-9.50 Ft	0.00-0.25 Ft	0.25-0.50 Ft
		Field Sample ID	OL-1235-06	OL-1235-07	OL-1235-08	OL-1235-09	OL-1235-10	OL-1230-01	OL-1230-02
		Sample Date	6/1/2010	6/1/2010	6/1/2010	6/1/2010	6/1/2010	6/1/2010	6/1/2010
		SDG	JA47861	JA47861	JA47861	JA47861	JA47861	JA47865	JA47865
		Matrix	WATER	WATER	WATER	WATER	WATER	WATER	WATER
		Sample Purpose	Regular sample	Regular sample	Regular sample	Regular sample	Regular sample	Regular sample	Regular sample
		Sample Type	Pore water	Pore water	Pore water	Pore water	Pore water	Pore water	Pore water
Method	Parameter Name	Units							
E300.0	CHLORIDE	mg/L	2570	2760	3310	4220	4210	570	708
E300.0	SULFATE	mg/L	3.1	2.6	479	226	260		
E353.2	NITRATE	mg/L	0.52 U	0.058 J	0.52 U	0.52 U			
E353.2	NITROGEN, NITRATE-NITRITE	mg/L	0.5 U	0.058 J	0.5 U	0.5 U	0.5 U		
SM-4500-ClC	CHLORIDE	mg/L							
SM20-4500-HB	pH	S.U.	7.89	8.28	9.05	10.49	10.98	6.99	7.3
SM4500-NO2B	NITRITE	mg/l	0.0043 J	0.02 UJ	0.02 UJ	0.02 UJ			
SM4500-PE	PHOSPHORUS, TOTAL ORTHOPHOSPHATE (AS P)	mg/L	0.71 J	0.5 J	0.1 UJ	0.1 UJ			
SW6010	CALCIUM	mg/L	67.9	22.3	203	1280	1280		
SW6010	IRON	mg/L	3.38	1.31	0.458	4.6	1.72		
SW6010	MAGNESIUM	mg/L	70.7	65.2	41.2	22	7.82		
SW6010	MANGANESE	mg/L	0.132	0.0356	0.0269	0.386	0.133		
SW6010	POTASSIUM	mg/L	63.1	67	79.7	73.5	65.7		
SW6010	SODIUM	mg/L	927	981	1220	1210	1220		
SW9050	Conductivity	umhos/cm	10500	10700	11600	12100	12600	3270	4090

TABLE 9
SUMMARY OF GROUNDWATER CENTRIFUGE VIBRACORE ANALYTICAL RESULTS

		Location	OL-VC-70150	OL-VC-70150	OL-VC-70150	OL-VC-70150	OL-VC-70150	OL-VC-70150	OL-VC-70150
		Sample Depth	0.50-0.75 Ft	0.75-1.00 Ft	1.00-1.25 Ft	1.25-1.50 Ft	1.50-1.75 Ft	2.00-2.50 Ft	2.00-2.50 Ft
		Field Sample ID	OL-1230-03	OL-1230-04	OL-1230-05	OL-1230-06	OL-1230-07	OL-1230-08	OL-1230-09
		Sample Date	6/1/2010	6/1/2010	6/1/2010	6/1/2010	6/1/2010	6/1/2010	6/1/2010
		SDG	JA47865	JA47865	JA47865	JA47865	JA47865	JA47865	JA47865
		Matrix	WATER	WATER	WATER	WATER	WATER	WATER	WATER
		Sample Purpose	Regular sample	Regular sample	Regular sample	Regular sample	Regular sample	Regular sample	Field duplicate
		Sample Type	Pore water	Pore water	Pore water	Pore water	Pore water	Pore water	Pore water
Method	Parameter Name	Units							
E300.0	CHLORIDE	mg/L	835	972	1130	1240	1360	1370	1730
E300.0	SULFATE	mg/L						29.2	26.7
E353.2	NITRATE	mg/L							
E353.2	NITROGEN, NITRATE-NITRITE	mg/L						0.18 J	0.2 J
SM-4500-ClC	CHLORIDE	mg/L							
SM20-4500-HB	pH	S.U.	7.36	7.61	7.32	7.44	7.33	7.25	7.3
SM4500-NO2B	NITRITE	mg/l							
SM4500-PE	PHOSPHORUS, TOTAL ORTHOPHOSPHATE (AS P)	mg/L							
SW6010	CALCIUM	mg/L						331	327
SW6010	IRON	mg/L						5.19	6.78
SW6010	MAGNESIUM	mg/L						123	132
SW6010	MANGANESE	mg/L						0.691	0.685
SW6010	POTASSIUM	mg/L						44.3	45.5
SW6010	SODIUM	mg/L						723	743
SW9050	Conductivity	umhos/cm	4830	5400	6320	7320	7730	9280	9490

TABLE 9
SUMMARY OF GROUNDWATER CENTRIFUGE VIBRACORE ANALYTICAL RESULTS

		Location	OL-VC-70150	OL-VC-70150	OL-VC-70150	OL-VC-70150	OL-VC-70150	OL-VC-70150	OL-VC-70151
		Sample Depth	3.00-3.50 Ft	4.00-4.50 Ft	5.00-5.50 Ft	6.00-6.50 Ft	7.50-8.00 Ft	9.00-9.50 Ft	0.00-0.25 Ft
		Field Sample ID	OL-1230-10	OL-1230-11	OL-1230-12	OL-1230-13	OL-1230-14	OL-1230-15	OL-1218-01
		Sample Date	6/1/2010	6/1/2010	6/1/2010	6/1/2010	6/1/2010	6/1/2010	5/27/2010
		SDG	JA47865	JA47865	JA47865	JA47865	JA47865	JA47865	JA47628
		Matrix	WATER	WATER	WATER	WATER	WATER	WATER	WATER
		Sample Purpose	Regular sample	Regular sample	Regular sample	Regular sample	Regular sample	Regular sample	Regular sample
		Sample Type	Pore water	Pore water	Pore water	Pore water	Pore water	Pore water	Pore water
Method	Parameter Name	Units							
E300.0	CHLORIDE	mg/L	2100	2430	2770	3440	4270	4590	2660
E300.0	SULFATE	mg/L	35.8	12.6	3.4 J	6 U	12.7 J	13.1	
E353.2	NITRATE	mg/L	0.26 J	0.2 J	0.19 J	0.38 J		0.17 J	
E353.2	NITROGEN, NITRATE-NITRITE	mg/L	0.26 J	0.2 J	0.2 J	0.38 J	0.17 J	0.17 J	
SM-4500-ClC	CHLORIDE	mg/L							
SM20-4500-HB	pH	S.U.	7.32	7.37	7.56	7.76	7.59	7.53	10.72
SM4500-NO2B	NITRITE	mg/l	0.02 U	0.02 U	0.015 J	0.0029 J		0.02 U	
SM4500-PE	PHOSPHORUS, TOTAL ORTHOPHOSPHATE (AS P)	mg/L	1.4	0.67	0.23 J	1		0.1 J	
SW6010	CALCIUM	mg/L	117	229	91.5	25.6	116	263	
SW6010	IRON	mg/L	1.83	5.74	3.43	1.13	4.25	3.78	
SW6010	MAGNESIUM	mg/L	124	613	1340	1740	1030	340	
SW6010	MANGANESE	mg/L	0.183	0.425	0.16	0.0634	0.105	0.219	
SW6010	POTASSIUM	mg/L	24.3	60	69.6	59.7	62.6	56	
SW6010	SODIUM	mg/L	384	865	1020	1050	1380	1730	
SW9050	Conductivity	umhos/cm	11200	13900	16300	18000	17800	8850	8540

TABLE 9
SUMMARY OF GROUNDWATER CENTRIFUGE VIBRACORE ANALYTICAL RESULTS

		Location	OL-VC-70151	OL-VC-70151	OL-VC-70151	OL-VC-70151	OL-VC-70151	OL-VC-70151	OL-VC-70151
		Sample Depth	0.25-0.50 Ft	0.50-0.75 Ft	0.75-1.00 Ft	1.00-1.25 Ft	1.25-1.50 Ft	1.50-1.75 Ft	2.00-2.50 Ft
		Field Sample ID	OL-1218-02	OL-1218-03	OL-1218-04	OL-1218-05	OL-1218-06	OL-1218-07	OL-1218-08
		Sample Date	5/27/2010	5/27/2010	5/27/2010	5/27/2010	5/27/2010	5/27/2010	5/27/2010
		SDG	JA47628	JA47628	JA47628	JA47628	JA47628	JA47628	JA47628
		Matrix	WATER	WATER	WATER	WATER	WATER	WATER	WATER
		Sample Purpose	Regular sample	Regular sample	Regular sample	Regular sample	Regular sample	Regular sample	Regular sample
		Sample Type	Pore water	Pore water	Pore water	Pore water	Pore water	Pore water	Pore water
Method	Parameter Name	Units							
E300.0	CHLORIDE	mg/L	3430	3500	3460	3510	3480	4720	13600
E300.0	SULFATE	mg/L							10.6
E353.2	NITRATE	mg/L							
E353.2	NITROGEN, NITRATE-NITRITE	mg/L							
SM-4500-ClC	CHLORIDE	mg/L							
SM20-4500-HB	pH	S.U.	11.17	11.29	11.28	11.4	11.4	11.42	11.15
SM4500-NO2B	NITRITE	mg/l							
SM4500-PE	PHOSPHORUS, TOTAL ORTHOPHOSPHATE (AS P)	mg/L							
SW6010	CALCIUM	mg/L							
SW6010	IRON	mg/L							
SW6010	MAGNESIUM	mg/L							
SW6010	MANGANESE	mg/L							
SW6010	POTASSIUM	mg/L							
SW6010	SODIUM	mg/L							
SW9050	Conductivity	umhos/cm	10600	10900	7540	11300	11100	14200	28300

TABLE 9
SUMMARY OF GROUNDWATER CENTRIFUGE VIBRACORE ANALYTICAL RESULTS

		Location	OL-VC-70151	OL-VC-70151	OL-VC-70151	OL-VC-70151	OL-VC-70151	OL-VC-70151	OL-VC-70152
		Sample Depth	3.00-3.50 Ft	4.00-4.50 Ft	5.00-5.50 Ft	6.00-6.50 Ft	6.00-6.50 Ft	7.50-8.00 Ft	1.50-1.75 Ft
		Field Sample ID	OL-1218-09	OL-1218-10	OL-1218-11	OL-1218-12	OL-1218-13	OL-1218-14	OL-1225-17
		Sample Date	5/27/2010	5/27/2010	5/27/2010	5/27/2010	5/27/2010	5/27/2010	5/28/2010
		SDG	JA47628	JA47628	JA47628	JA47628	JA47628	JA47628	JA47795
		Matrix	WATER	WATER	WATER	WATER	WATER	WATER	WATER
		Sample Purpose	Regular sample	Regular sample	Regular sample	Regular sample	Field duplicate	Regular sample	Regular sample
		Sample Type	Pore water	Pore water	Pore water	Pore water	Pore water	Pore water	Pore water
Method	Parameter Name	Units							
E300.0	CHLORIDE	mg/L	10700		16500	19700	19000	27500	12400
E300.0	SULFATE	mg/L	85.6		11.8 J	8.9 J	19.8 J	11.9 J	
E353.2	NITRATE	mg/L	0.52 U						
E353.2	NITROGEN, NITRATE-NITRITE	mg/L	0.5 U	0.15 J					
SM-4500-ClC	CHLORIDE	mg/L							
SM20-4500-HB	pH	S.U.	8.85	7.64	7.5	7.25	7.06	6.77	
SM4500-NO2B	NITRITE	mg/l	0.02 U						
SM4500-PE	PHOSPHORUS, TOTAL ORTHOPHOSPHATE (AS P)	mg/L	0.1 U						
SW6010	CALCIUM	mg/L	2070	1940				3470	
SW6010	IRON	mg/L	0.999	0.986 J				0.335	
SW6010	MAGNESIUM	mg/L	3.52 J	9.18				109	
SW6010	MANGANESE	mg/L	0.249	0.541				0.877	
SW6010	POTASSIUM	mg/L	90	62.4				140	
SW6010	SODIUM	mg/L	5910	5150				12600	
SW9050	Conductivity	umhos/cm	33500	39100	39500	45200	44800	60600	1630

TABLE 9
SUMMARY OF GROUNDWATER CENTRIFUGE VIBRACORE ANALYTICAL RESULTS

		Location	OL-VC-70152	OL-VC-70152	OL-VC-70152	OL-VC-70152	OL-VC-70152	OL-VC-70153	OL-VC-70153
		Sample Depth	2.00-2.50 Ft	3.00-3.50 Ft	4.00-4.50 Ft	5.00-5.50 Ft	6.00-6.50 Ft	0.25-0.50 Ft	0.75-1.00 Ft
		Field Sample ID	OL-1225-18	OL-1225-19	OL-1225-20	OL-1226-01	OL-1226-02	OL-1253-10	OL-1253-12
		Sample Date	5/28/2010	5/28/2010	5/28/2010	5/28/2010	5/28/2010	6/4/2010	6/4/2010
		SDG	JA47795	JA47795	JA47795	JA47794	JA47794	JA48333	JA48333
		Matrix	WATER	WATER	WATER	WATER	WATER	WATER	WATER
		Sample Purpose	Regular sample	Regular sample	Regular sample	Regular sample	Regular sample	Regular sample	Regular sample
		Sample Type	Pore water	Pore water	Pore water	Pore water	Pore water	Pore water	Pore water
Method	Parameter Name	Units							
E300.0	CHLORIDE	mg/L	24300	33600	41700	44800	55000		
E300.0	SULFATE	mg/L	42.6	15.5 J	12.8 J	40 U	50 U		
E353.2	NITRATE	mg/L				0.52 U	940		
E353.2	NITROGEN, NITRATE-NITRITE	mg/L		0.5 U	0.063 J	0.5 U	940		
SM-4500-ClC	CHLORIDE	mg/L						12700	10200
SM20-4500-HB	pH	S.U.	9.33	6.92	6.63	6.67	6.62	9.94	10.78
SM4500-NO2B	NITRITE	mg/l				0.0037 J	0.02 U		
SM4500-PE	PHOSPHORUS, TOTAL ORTHOPHOSPHATE (AS P)	mg/L			0.5 U	0.02 J	0.061 J		
SW6010	CALCIUM	mg/L	2560	1380	1930	3400	1920		
SW6010	IRON	mg/L	1.07	0.184 J	0.198 J	0.901	1.31		
SW6010	MAGNESIUM	mg/L	25.8	64.1	152	255	227		
SW6010	MANGANESE	mg/L	0.0252	0.163	0.152	0.698	0.458		
SW6010	POTASSIUM	mg/L	117	57.2	80.8	85.7	49.9		
SW6010	SODIUM	mg/L	10500	6670	9670	23200	15500		
SW9050	Conductivity	umhos/cm	51900	77000	90800	97500	105000		29000

TABLE 9
SUMMARY OF GROUNDWATER CENTRIFUGE VIBRACORE ANALYTICAL RESULTS

		Location	OL-VC-70153	OL-VC-70153	OL-VC-70153	OL-VC-70153	OL-VC-70153	OL-VC-70153	OL-VC-70153
		Sample Depth	1.50-1.75 Ft	2.00-2.50 Ft	2.00-2.50 Ft	3.00-3.50 Ft	4.00-4.50 Ft	5.00-5.50 Ft	6.00-6.50 Ft
		Field Sample ID	OL-1253-15	OL-1253-16	OL-1253-17	OL-1253-18	OL-1253-19	OL-1253-20	OL-1254-01
		Sample Date	6/4/2010	6/4/2010	6/4/2010	6/4/2010	6/4/2010	6/4/2010	6/4/2010
		SDG	JA48333	JA48333	JA48333	JA48333	JA48333	JA48333	JA48309
		Matrix	WATER	WATER	WATER	WATER	WATER	WATER	WATER
		Sample Purpose	Regular sample	Regular sample	Field duplicate	Regular sample	Regular sample	Regular sample	Regular sample
		Sample Type	Pore water	Pore water	Pore water	Pore water	Pore water	Pore water	Pore water
Method	Parameter Name	Units							
E300.0	CHLORIDE	mg/L		26200	22400	35300	38000	46600	49000
E300.0	SULFATE	mg/L		215	254	208	126	209	326
E353.2	NITRATE	mg/L					0.52 U	0.17 J	
E353.2	NITROGEN, NITRATE-NITRITE	mg/L					0.5 U	0.18 J	0.5 U
SM-4500-ClC	CHLORIDE	mg/L	17200						
SM20-4500-HB	pH	S.U.	9.7	8.95	9.61	9.04	6.54	6.66	6.63
SM4500-NO2B	NITRITE	mg/l					0.02 U	0.0079 J	
SM4500-PE	PHOSPHORUS, TOTAL ORTHOPHOSPHATE (AS P)	mg/L					0.19 J	0.1 U	
SW6010	CALCIUM	mg/L				2330	2700	2850	3100
SW6010	IRON	mg/L				16.3	2.29	0.679	1.61
SW6010	MAGNESIUM	mg/L				52.8	120	153	187
SW6010	MANGANESE	mg/L				0.947	0.487	0.323	0.343
SW6010	POTASSIUM	mg/L				65.6	73.2	80.3	75.6
SW6010	SODIUM	mg/L				11100	13900	15700	17900
SW9050	Conductivity	umhos/cm		60200	55500	79200	95500	99900	103000

TABLE 9
SUMMARY OF GROUNDWATER CENTRIFUGE VIBRACORE ANALYTICAL RESULTS

		Location	OL-VC-70153	OL-VC-70154	OL-VC-70154	OL-VC-70154	OL-VC-70154	OL-VC-70154	OL-VC-70154
		Sample Depth	7.50-8.00 Ft	2.00-2.50 Ft	2.00-2.50 Ft	3.00-3.50 Ft	4.00-4.50 Ft	5.00-5.50 Ft	6.00-6.50 Ft
		Field Sample ID	OL-1254-02	OL-1238-08	OL-1238-09	OL-1238-10	OL-1238-11	OL-1238-12	OL-1238-13
		Sample Date	6/4/2010	6/2/2010	6/2/2010	6/2/2010	6/2/2010	6/2/2010	6/2/2010
		SDG	JA48309	JA48094	JA48094	JA48094	JA48094	JA48094	JA48094
		Matrix	WATER	WATER	WATER	WATER	WATER	WATER	WATER
		Sample Purpose	Regular sample	Regular sample	Field duplicate	Regular sample	Regular sample	Regular sample	Regular sample
		Sample Type	Pore water	Pore water	Pore water	Pore water	Pore water	Pore water	Pore water
Method	Parameter Name	Units							
E300.0	CHLORIDE	mg/L	46400	6800	6620	10700	29700	34400	38600
E300.0	SULFATE	mg/L	283	329	262	237	91.2	140	192
E353.2	NITRATE	mg/L	0.52 U						0.15 J
E353.2	NITROGEN, NITRATE-NITRITE	mg/L	0.5 U						0.15 J
SM-4500-ClC	CHLORIDE	mg/L							
SM20-4500-HB	pH	S.U.	6.44	10.9	10.8	10.13	7.32	7.08	6.83
SM4500-NO2B	NITRITE	mg/l	0.02 U						0.0032 J
SM4500-PE	PHOSPHORUS, TOTAL ORTHOPHOSPHATE (AS P)	mg/L	0.21 J						0.13
SW6010	CALCIUM	mg/L	3920			785	2020		2010
SW6010	IRON	mg/L	0.34 J			16.8	8.82		2.89
SW6010	MAGNESIUM	mg/L	226			10.5 J	121		137
SW6010	MANGANESE	mg/L	0.359			0.21	1.11		0.196
SW6010	POTASSIUM	mg/L	106			37.8	54.5		65.7
SW6010	SODIUM	mg/L	21900			3080	9240		10200
SW9050	Conductivity	umhos/cm	101000	20100	19400	28900	69200	80200	88900

TABLE 9
SUMMARY OF GROUNDWATER CENTRIFUGE VIBRACORE ANALYTICAL RESULTS

		Location	OL-VC-70154	OL-VC-70154	OL-VC-70155	OL-VC-70155	OL-VC-70155	OL-VC-70155	OL-VC-70155
		Sample Depth	7.50-8.00 Ft	9.00-9.50 Ft	1.00-1.25 Ft	1.25-1.50 Ft	1.50-1.75 Ft	2.00-2.50 Ft	2.00-2.50 Ft
		Field Sample ID	OL-1238-14	OL-1238-15	OL-1270-05	OL-1270-06	OL-1270-07	OL-1270-08	OL-1270-09
		Sample Date	6/2/2010	6/2/2010	6/8/2010	6/8/2010	6/8/2010	6/8/2010	6/8/2010
		SDG	JA48094	JA48094	JA48481	JA48481	JA48481	JA48481	JA48481
		Matrix	WATER	WATER	WATER	WATER	WATER	WATER	WATER
		Sample Purpose	Regular sample	Regular sample	Regular sample	Regular sample	Regular sample	Regular sample	Field duplicate
		Sample Type	Pore water	Pore water	Pore water	Pore water	Pore water	Pore water	Pore water
Method	Parameter Name	Units							
E300.0	CHLORIDE	mg/L	42800	44500				26900	26600
E300.0	SULFATE	mg/L	263	305				23.6	54.2
E353.2	NITRATE	mg/L	0.055 J						
E353.2	NITROGEN, NITRATE-NITRITE	mg/L	0.055 J	0.16 J					
SM-4500-ClC	CHLORIDE	mg/L				21400	23600		
SM20-4500-HB	pH	S.U.	6.77	6.59	7.69	7.07	7.05	6.98	7.01
SM4500-NO2B	NITRITE	mg/l	0.02 U						
SM4500-PE	PHOSPHORUS, TOTAL ORTHOPHOSPHATE (AS P)	mg/L	0.02 J						
SW6010	CALCIUM	mg/L	1900	2400				1570	
SW6010	IRON	mg/L	1.37	1.17				0.176 J	
SW6010	MAGNESIUM	mg/L	122	137				159	
SW6010	MANGANESE	mg/L	0.149	0.216				1.2	
SW6010	POTASSIUM	mg/L	57.6	65.6				41	
SW6010	SODIUM	mg/L	10000	12400				7830	
SW9050	Conductivity	umhos/cm	97600	98500		56900	62500	67300	65700

TABLE 9
SUMMARY OF GROUNDWATER CENTRIFUGE VIBRACORE ANALYTICAL RESULTS

		Location	OL-VC-70155	OL-VC-70155	OL-VC-70155	OL-VC-70155	OL-VC-70155	OL-VC-70155
		Sample Depth	3.00-3.50 Ft	4.00-4.50 Ft	5.00-5.50 Ft	6.00-6.50 Ft	7.50-8.00 Ft	9.00-9.50 Ft
		Field Sample ID	OL-1270-10	OL-1270-11	OL-1270-12	OL-1270-13	OL-1270-14	OL-1270-15
		Sample Date	6/8/2010	6/8/2010	6/8/2010	6/8/2010	6/8/2010	6/8/2010
		SDG	JA48481	JA48481	JA48481	JA48481	JA48481	JA48481
		Matrix	WATER	WATER	WATER	WATER	WATER	WATER
		Sample Purpose	Regular sample	Regular sample	Regular sample	Regular sample	Regular sample	Regular sample
		Sample Type	Pore water	Pore water	Pore water	Pore water	Pore water	Pore water
Method	Parameter Name	Units						
E300.0	CHLORIDE	mg/L	28500	32200	33800	35400	36200	36800
E300.0	SULFATE	mg/L	33.2	16.1 J	11.2 J	67	23.7 J	11.8 J
E353.2	NITRATE	mg/L	0.52 U	0.52 U				0.52 U
E353.2	NITROGEN, NITRATE-NITRITE	mg/L	0.5 U	0.5 U				0.5 U
SM-4500-ClC	CHLORIDE	mg/L						
SM20-4500-HB	pH	S.U.	6.86	6.8	6.63	6.79	6.97	6.61
SM4500-NO2B	NITRITE	mg/l	0.0029 J	0.0026 J				0.0024 J
SM4500-PE	PHOSPHORUS, TOTAL ORTHOPHOSPHATE (AS P)	mg/L	0.1 U	0.1 U				0.057 J
SW6010	CALCIUM	mg/L	1750	1040	1780		2970	1480
SW6010	IRON	mg/L	29.4	0.202 J	0.207 J		0.429 J	0.212 J
SW6010	MAGNESIUM	mg/L	314	250	342		359	370
SW6010	MANGANESE	mg/L	1.03	0.415	0.862		2.11	0.613
SW6010	POTASSIUM	mg/L	25.8	21.4	30.4		32.2	31.3
SW6010	SODIUM	mg/L	15900	12200	18500		19200	19400
SW9050	Conductivity	umhos/cm	69100	76800	82800	85100	87000	88600

FIGURES

FIGURES

Preliminary Potential Remediation Area- Final Delineation to be Determined

Sediment Management Unit (SMU) Boundary

Extent of ILWD in Littoral Zone

Willis/Semet IRM Barrier Wall

New York State Digital Orthoimagery from 2003

0 1,000 2,000 4,000
Feet

FIGURE 1

Honeywell

Onondaga Lake
Syracuse, New York

SMU Boundaries and Remediation Areas

PARSONS

301 PLAINFIELD RD, SUITE 350, SYRACUSE, NY 13212

Q:\GIS\GIS_Lake\mxds\Phase_V\Summary_Rpt\Fig1_SMUs_Rem_Areas.mxd

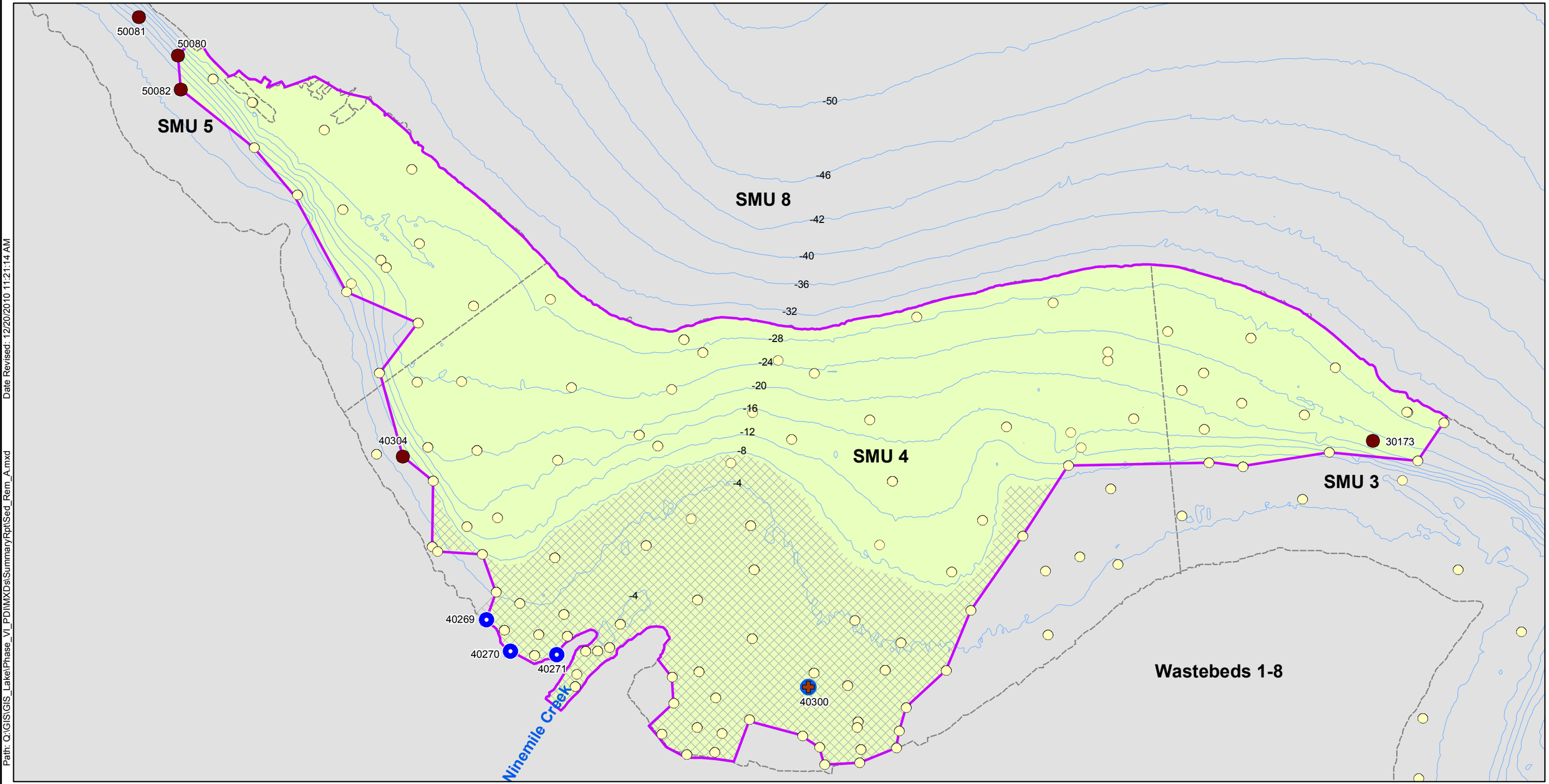

Path: Q:\GIS\GIS_Lake\Phase_VI_PDI\MXDs\SummaryRpt\Sed_Rem_A.mxd Date Revised: 12/20/2010 11:21:14 AM

Phase VI PDI Sample Locations

- 3 ft. Vibracore
- 10 Ft. Nearshore Vibracore
- Dredge Stability Geotechnical and Hydraulic Conductivity Boring

Historical Sample Locations (RI to Phase V PDI)

- Historical Sediment Location

- Remediation Area Boundary
- Dredge Area
- Isolation Cap Area
- SMU Boundary

N

0 100 200 400 600 800 1,000

Feet

NOTES

1. Bathymetry contours are in 4 foot intervals.
2. Water depth based on average lake elevation of 362.82 feet, NAVD88.
3. For map clarity, the location prefixes (OL-XX-) have been omitted on this figure.

FIGURE 2

Honeywell

Onondaga Lake
Syracuse, New York

Remediation Area A
Phase VI PDI Sediment and
Borehole Sample Locations

PARSONS

301 Plainfield Road, Suite 350; Syracuse, NY 13212

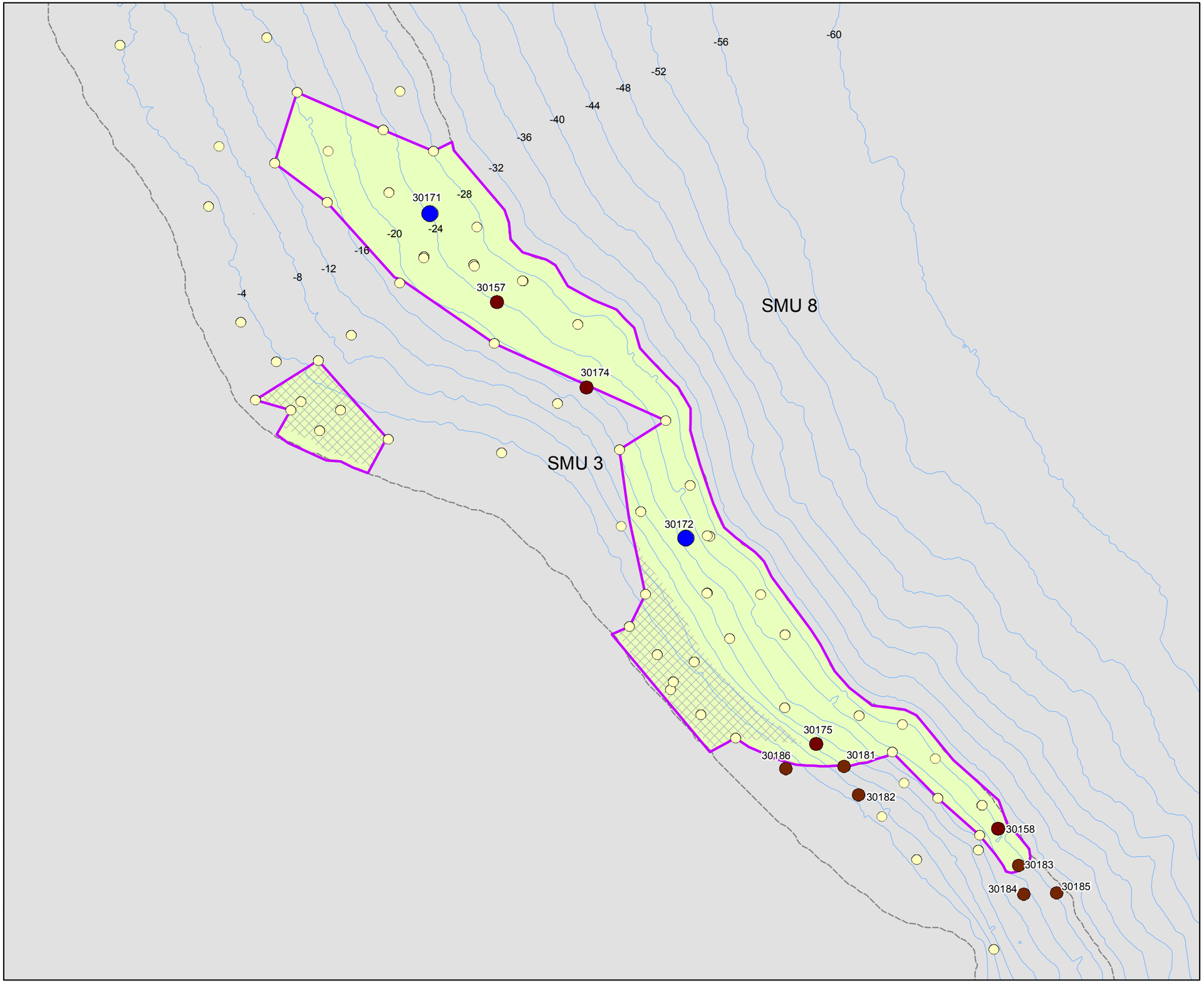

Phase VI PDI Sample Locations

- 3 ft. Vibracore
- Hydraulic Conductivity Boring

Historical Sample Locations (RI to Phase V PDI)

- Historical Sediment Location

- Remediation Area Boundary
- Dredge Area
- Isolation Cap Area
- SMU Boundary

NOTES

1. Bathymetry contours are in 4 foot intervals.

2. Water depth based on average lake elevation of 362.82 feet, NAVD88.

3. For map clarity, the location prefixes (OL-XX-) have been omitted on this figure.

N

0 75 150 300 450 600

Feet

FIGURE 3

Honeywell

Onondaga Lake
Syracuse, New York

Remediation Area B
Phase VI PDI Sediment and Borehole Sample Locations

PARSONS

301 Plainfield Road, Suite 350; Syracuse, NY 13212

Path: Q:\GIS\GIS_Lake\Phase_VI_PDI\MXDs\SummaryRpt\Sed_Rem_B.mxd Date Revised: 5/12/2011 1:55:46 PM

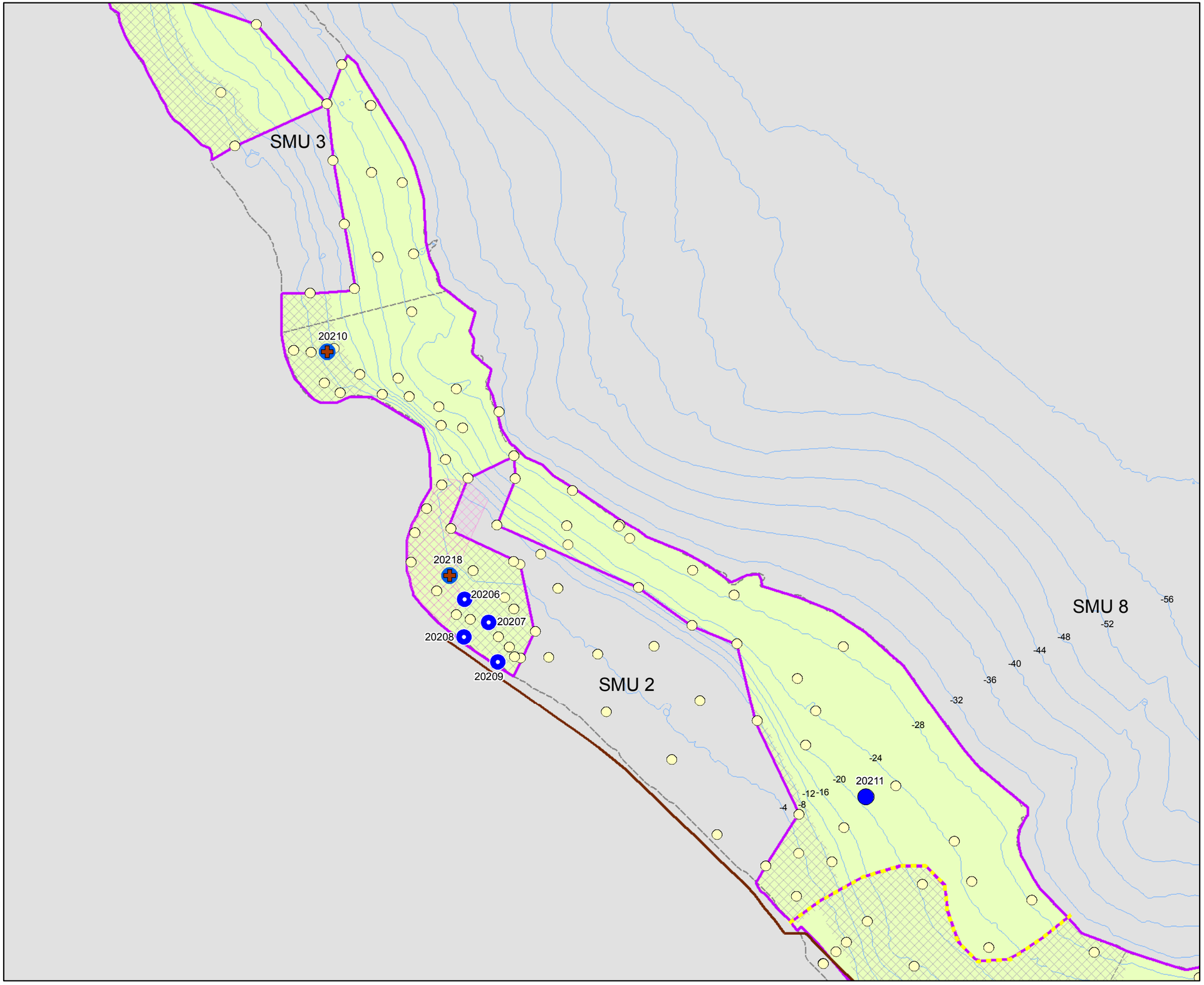

Phase VI PDI Sample Locations

- 10 ft. Nearshore Vibracore
- Dredge Stability Geotechnical and Hydraulic Conductivity Boring
- Hydraulic Conductivity Boring

Historical Sample Locations (RI to Phase V PDI)

- Historical Sediment Location

- Remediation Area Boundary
- Dredge Area
- Isolation Cap Area
- Area with Wooden Pilings
- ILWD Boundary
- Willis/Semet IRM Barrier Wall
- SMU Boundary

NOTES

1. Bathymetry contours are in 4 foot intervals.

2. Water depth based on average lake elevation of 362.82 feet, NAVD88.

3. For map clarity, the location prefixes (OL-XX-) have been omitted on this figure.

N

0 75 150 300 450 600
Feet

FIGURE 4

Honeywell

Onondaga Lake
Syracuse, New York

Remediation Area C
Phase VI PDI Sediment and Borehole Sample Locations

PARSONS
301 Plainfield Road, Suite 350; Syracuse, NY 13212

Path: Q:\GIS\GIS_Lake\Phase_VI_PDI\MXDs\SummaryRpt\Sed_Rem_C.mxd Date Revised: 12/20/2010 11:47:57 AM

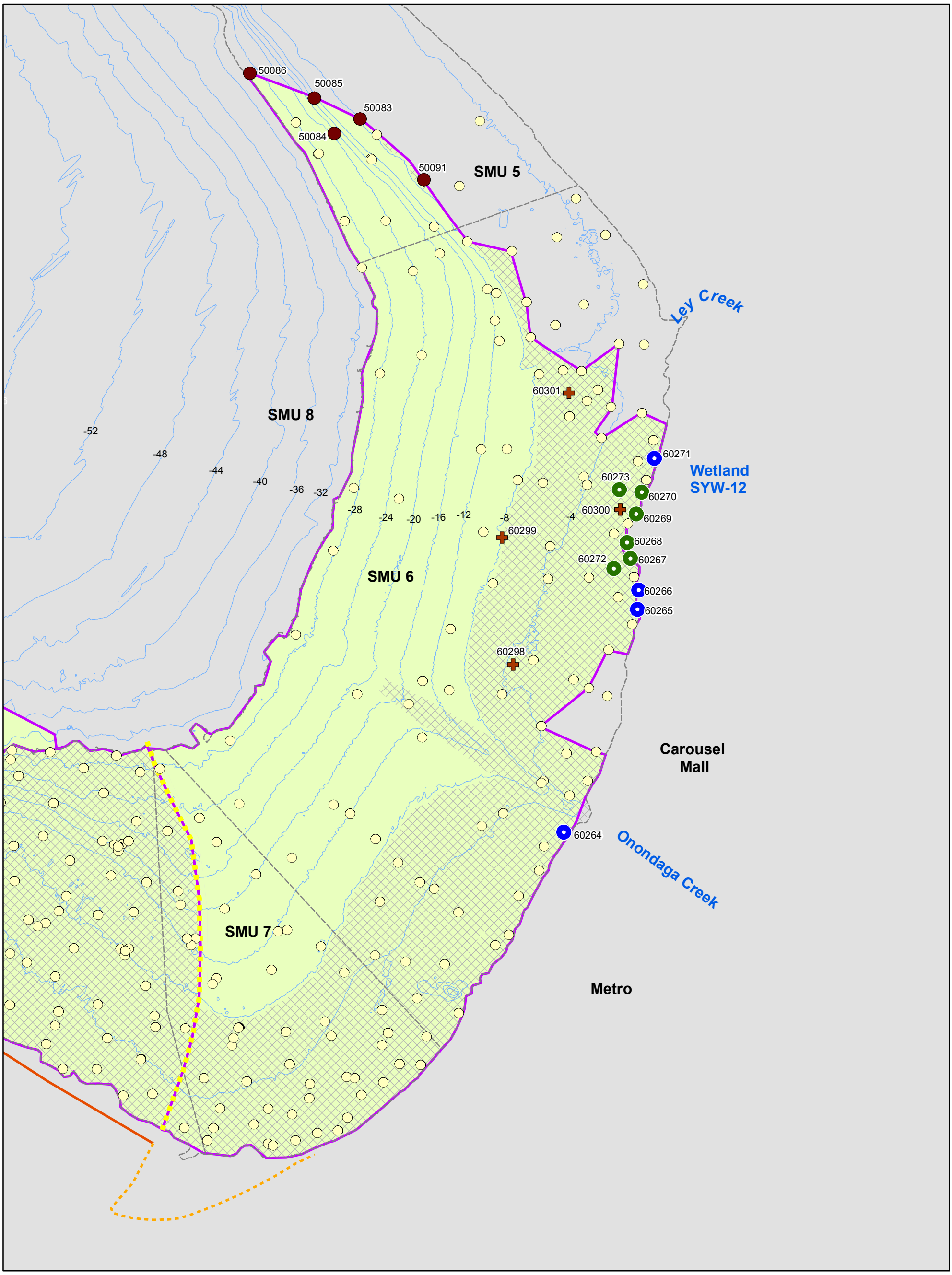

Path: Q:\GIS\GIS_Lake\Phase_VI_PDI\MXDs\SummaryRpt\Sed_Rem_E.mxd

Date Revised: 5/12/2011 2:01:15 PM

Phase VI PDI Sample Locations

- 3 ft. Vibracore
- 10 ft. Nearshore Vibracore
- 12 ft. Vibracore
- 12 ft. Nearshore Vibracore
- Dredge Stability Geotechnical Boring

Historical Sample Locations (RI to Phase V PDI)

- Historical Sediment Location
- Remediation Area Boundary
- Dredge Area
- Isolation Cap Area
- ILWD Boundary
- Approximate Location of the East Wall Portion of the WB-B/HB IRM
- West Wall Portion of the WB-B/HB IRM
- SMU Boundary

N

0 100 200 400 600 800 1,000 Feet

NOTES

1. Bathymetry contours are in 4 foot intervals.
2. Water depth based on average lake elevation of 362.82 feet, NAVD88.
3. For map clarity, the location prefixes (OL-XX-) have been omitted on this figure.

FIGURE 5

Honeywell

Onondaga Lake
Syracuse, New York

Remediation Area E
Phase VI PDI Sediment and Borehole Sample Locations

PARSONS

301 Plainfield Road, Suite 350; Syracuse, NY 13212

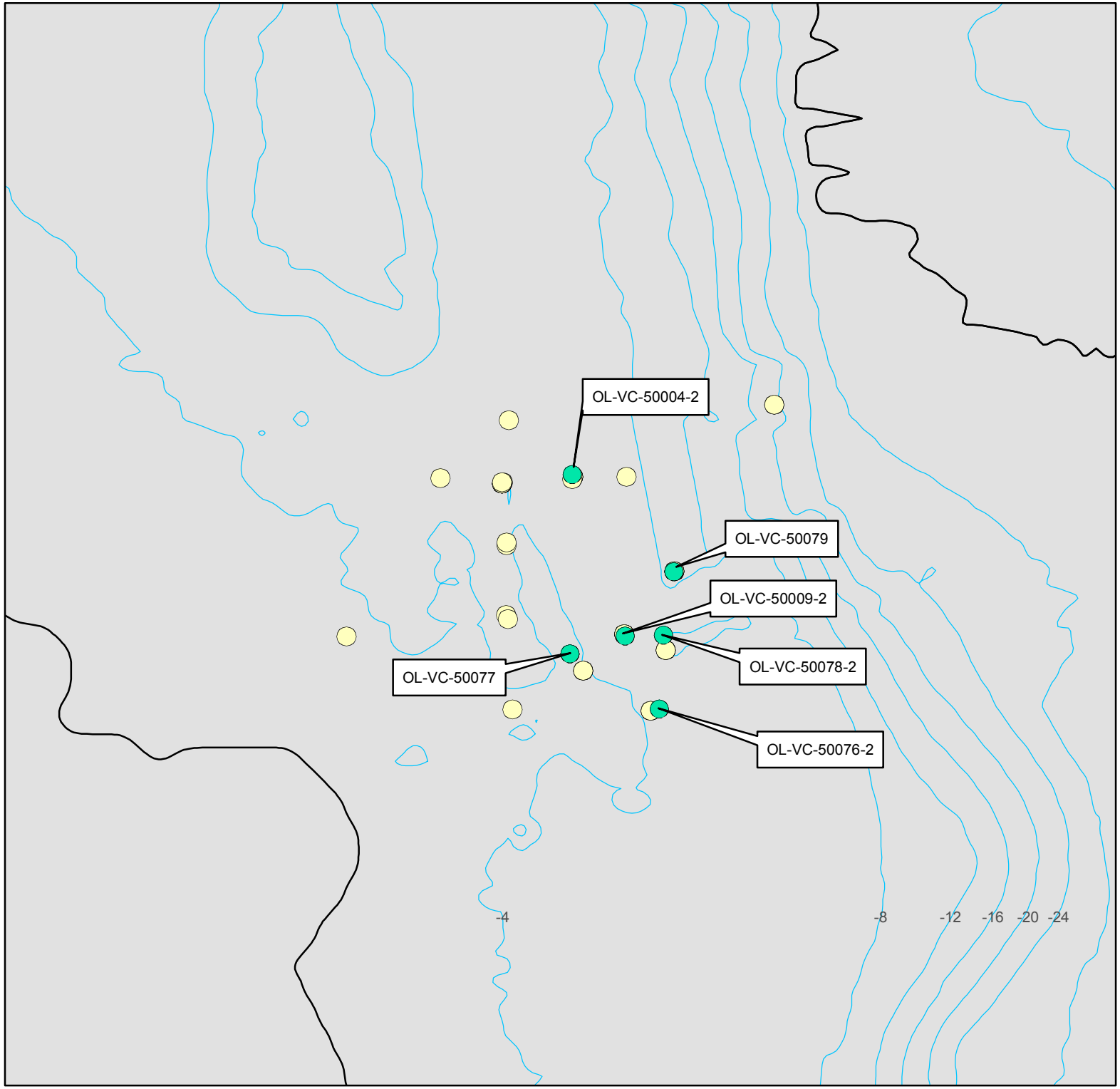

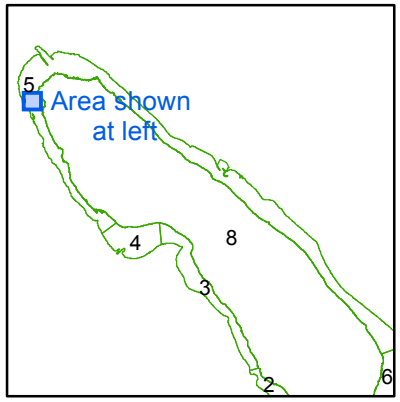

Phase VI PDI Sample Locations

1 ft. Vibracore

Historical Sample Locations (RI to Phase V PDI)

Historical Sediment Location

SMU Boundary

Bathymetry in 4 ft. Intervals

NOTES

1. Bathymetry contours are in 4 ft intervals.

2. Water depth based on average lake elevation of 362.82 ft.

N

0 50 100 200
Feet

FIGURE 6

Honeywell

Onondaga Lake
Syracuse, New York

SMU 5
Phase VI PDI
Sediment Sample Locations

PARSONS

301 Plainfield Road, Suite 350; Syracuse, NY 13212

Date Revised: 12/20/2010 11:31:39 AM

Path: Q:\GIS\GIS_Lake\Phase_VI_PDI\MXDs\SummaryRpt\SMU5_S111_Locs.mxd

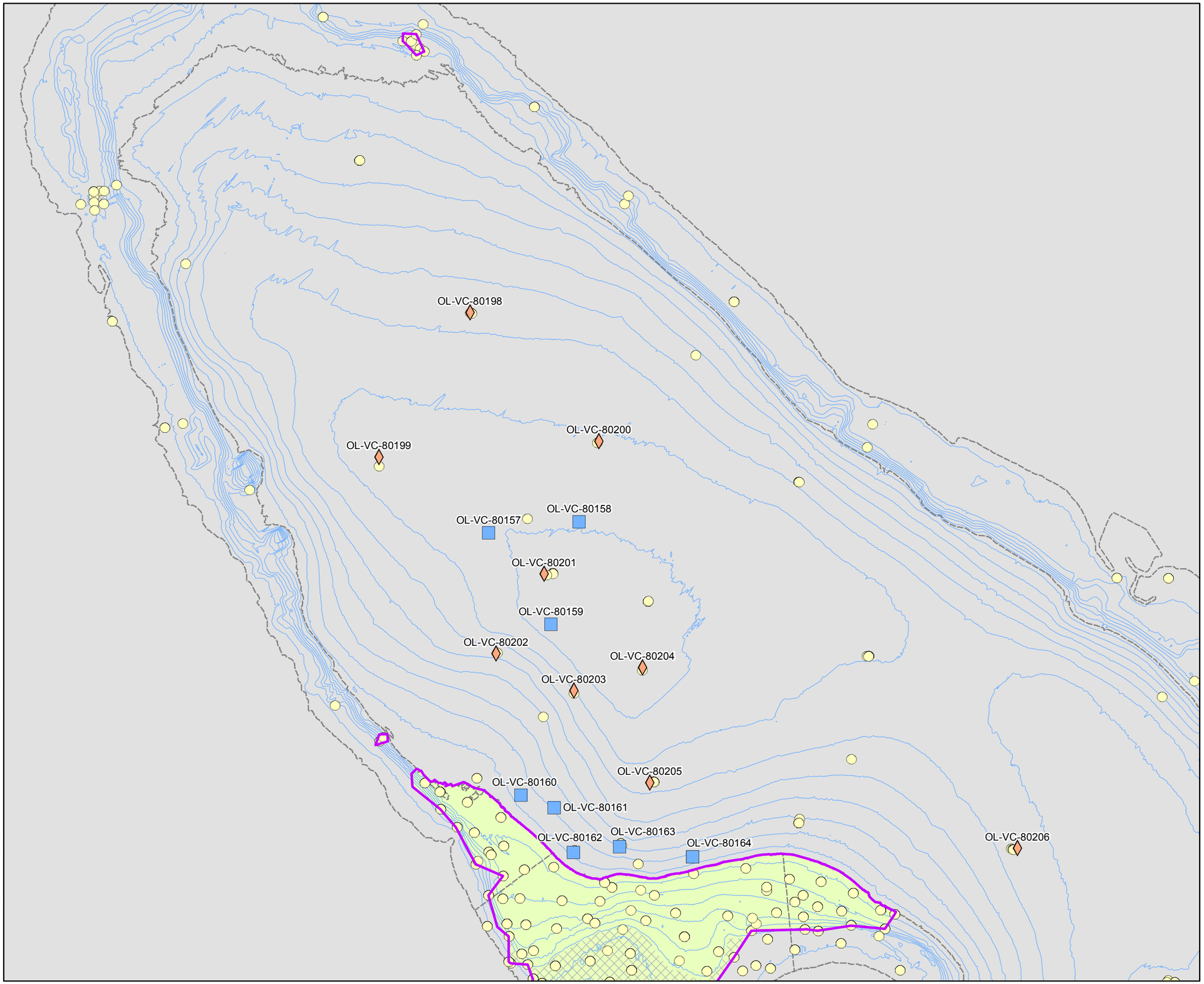

Phase VI PDI Sample Locations

- August 2010 Location
- May 2010 Location

Historical Sample Locations (RI to Phase V PDI)

- Historical Sediment Location

- Remediation Area Boundary
- Dredge Area
- Isolation Cap Area
- SMU Boundary

NOTES

1. Bathymetry contours are in 4 foot intervals.

2. Water depth based on average lake elevation of 362.82 feet, NAVD88.

3. For map clarity, the location prefixes (OL-XX-) have been omitted on this figure.

N

0 250 500 1,000 1,500 2,000
Feet

FIGURE 7

Honeywell

Onondaga Lake
Syracuse, New York

SMU 8 Northern Portion
Phase VI PDI PECQ
Sample Locations

PARSONS
301 Plainfield Road, Suite 350; Syracuse, NY 13212

Path: Q:\GIS\GIS_Lake\Phase_VI_PDI\MXDs\SummaryRpt\Sed_SMU8_north.mxd Date Revised: 12/20/2010 11:15:42 AM

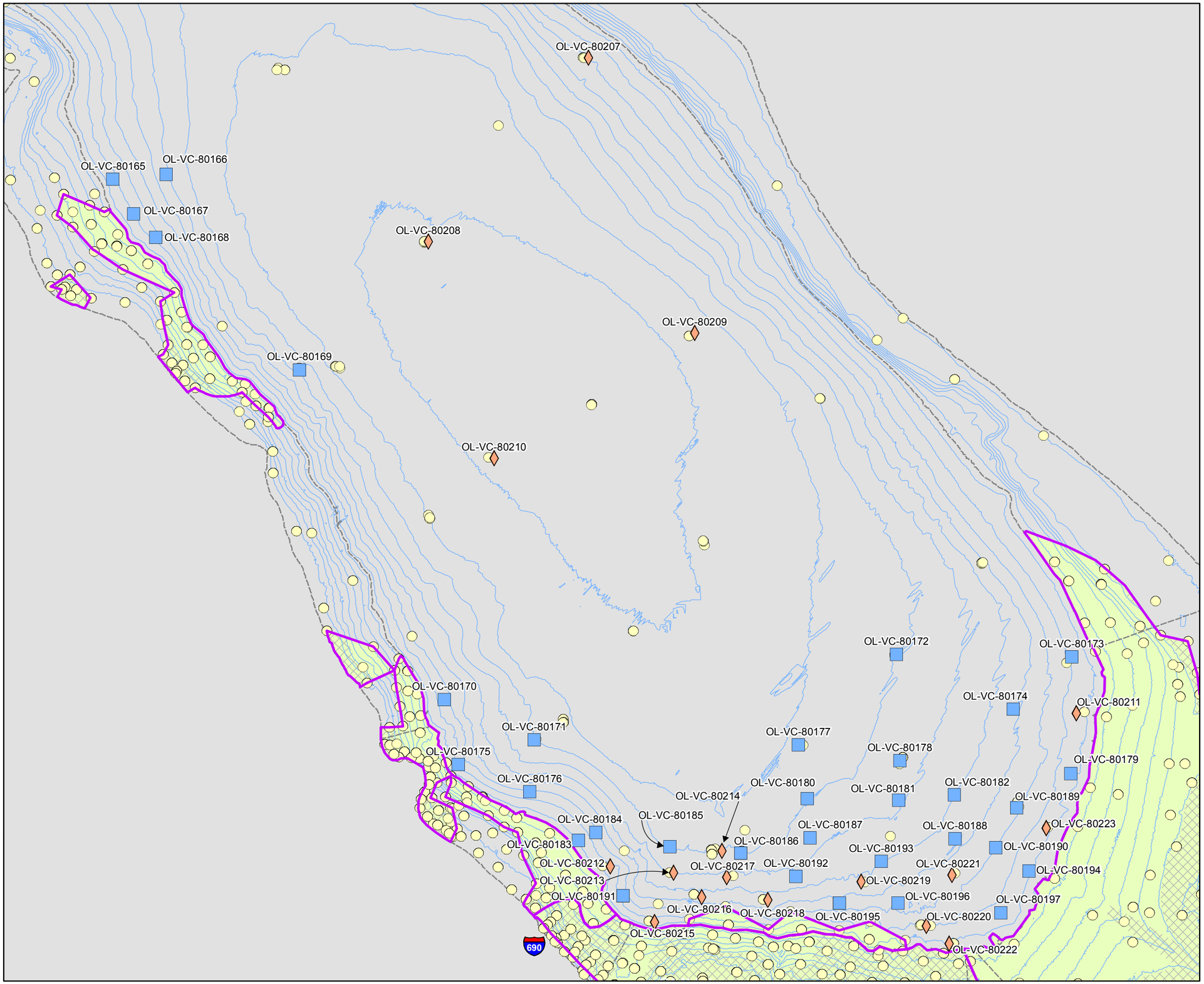

Phase VI PDI Sample Locations

- August 2010 Location
- May 2010 Location

Historical Sample Locations (RI to Phase V PDI)

- Historical Sediment Location

- Remediation Area Boundary
- Dredge Area
- Isolation Cap Area
- SMU Boundary

NOTES

1. Bathymetry contours are in 4 foot intervals.

2. Water depth based on average lake elevation of 362.82 feet, NAVD88.

3. For map clarity, the location prefixes (OL-XX-) have been omitted on this figure.

N

0 250 500 1,000 1,500 2,000
Feet

FIGURE 8

Honeywell — Onondaga Lake, Syracuse, New York

SMU 8 Southern Portion
Phase VI PDI PECQ
Sample Locations

PARSONS
301 Plainfield Road, Suite 350; Syracuse, NY 13212

Path: Q:\GIS\GIS_Lake\Phase_VI_PDI\MXDs\SummaryRpt\Sed_SMU8_south.mxd Date Revised: 12/14/2010 2:49:28 PM

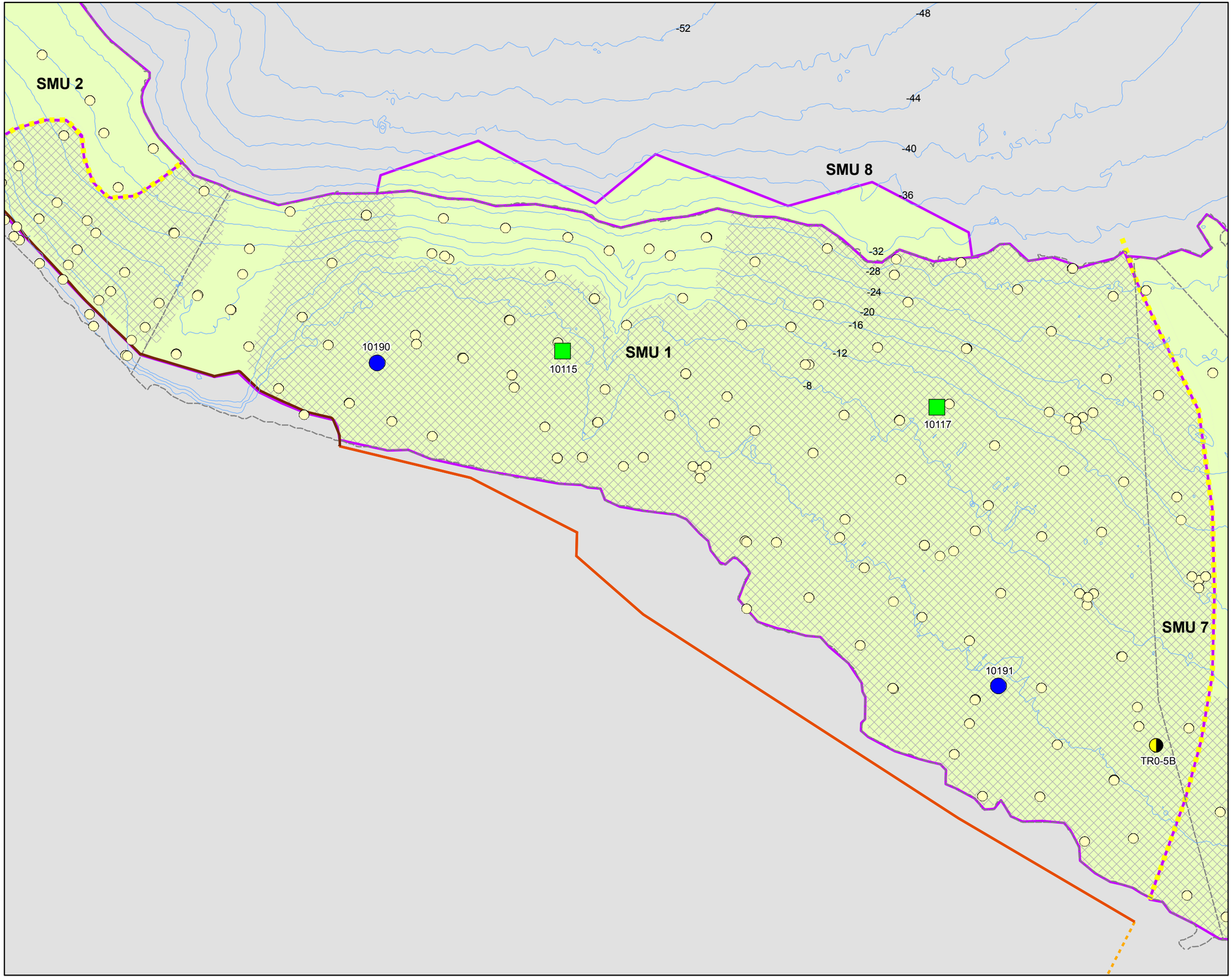

Phase VI PDI Sample Locations

- Bulk Sediment
- Hydraulic Conductivity Boring
- Bench Scale

Historical Sample Locations (RI to Phase V PDI)

- Historical Sediment Location

- Remediation Area Boundary
- Dredge Area
- Isolation Cap Area
- ILWD Boundary
- SMU Boundary
- Willis/Semet IRM Barrier Wall

NOTES

1. Bathymetry contours are in 4 foot intervals.

2. Water depth based on average lake elevation of 362.82 feet, NAVD88.

3. For map clarity, the location prefixes (OL-XX-) have been omitted on this figure.

N

0 70 140 280 420 560
Feet

FIGURE 9

Honeywell

Onondaga Lake
Syracuse, New York

Remediation Area D
Phase VI PDI Borehole and
Bulk Sediment Sample Locations

PARSONS

301 Plainfield Road, Suite 350; Syracuse, NY 13212

Path: Q:\GIS\GIS_Lake\Phase_VI_PDI\MXDs\SummaryRpt\Sed_Rem_D.mxd Date Revised: 12/20/2010 11:26:34 AM

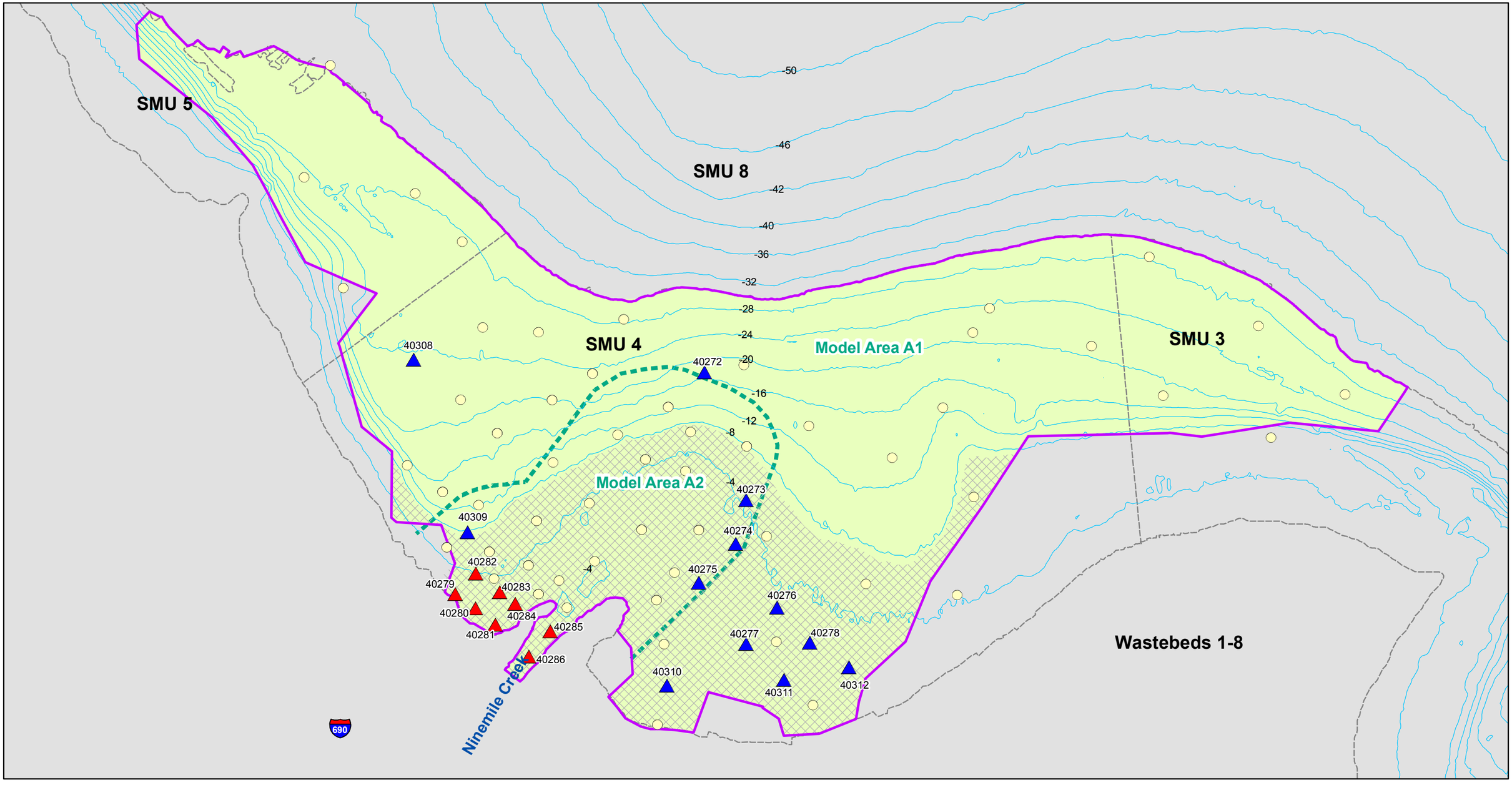

Date Revised: 12/20/2010 11:06:44 AM

Path: Q:\GIS\GIS_Lake\Phase_VI_PDI\MXDs\SummaryRpt\PW_Rem_A.mxd

Phase VI PDI Sample Locations

- 10 ft. Vibracore
- 12 ft. Vibracore

Historical Sample Locations (RI to Phase V PDI)

- Historical Porewater Location

- Remediation Area Boundary
- Dredge Area
- Isolation Cap Area
- Model Area Boundary
- SMU Boundary

N

0 100 200 400 600 800 1,000

Feet

NOTES

1. Bathymetry contours are in 4 foot intervals.
2. Water depth based on average lake elevation of 362.82 feet, NAVD88.
3. For map clarity, the location prefixes (OL-XX-) have been omitted on this figure.

FIGURE 10

Honeywell

Onondaga Lake
Syracuse, New York

Remediation Area A
Phase VI PDI Porewater
Sample Locations

PARSONS

301 Plainfield Road, Suite 350; Syracuse, NY 13212

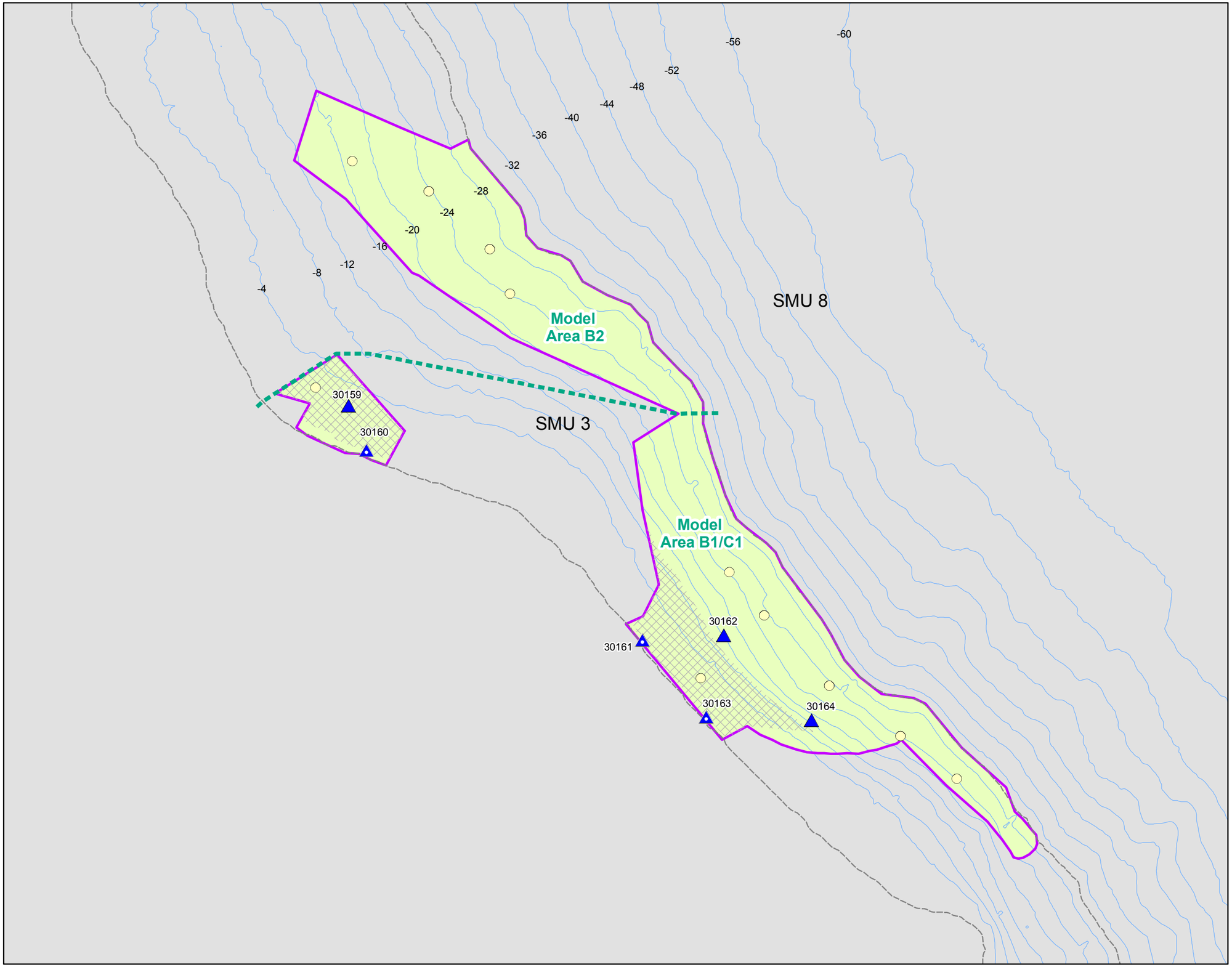

Phase VI PDI Sample Locations

- 10 ft. Vibracore
- 10 ft. Nearshore Vibracore

Historical Sample Locations (RI to Phase V PDI)

- Historical Porewater Location

- Remediation Area Boundary
- Dredge Area
- Isolation Cap Area
- Model Area Boundary
- SMU Boundary

NOTES

1. Bathymetry contours are in 4 foot intervals.

2. Water depth based on average lake elevation of 362.82 feet, NAVD88.

3. For map clarity, the location prefixes (OL-XX-) have been omitted on this figure.

N

0 62.5 125 250 375 500
Feet

FIGURE 11

Honeywell

Onondaga Lake
Syracuse, New York

Remediation Area B
Phase VI PDI Porewater
Sample Locations

PARSONS

301 Plainfield Road, Suite 350; Syracuse, NY 13212

Path: Q:\GIS\GIS_Lake\Phase_VI_PDI\MXDs\SummaryRpt\PW_Rem_B.mxd Date Revised: 12/20/2010 11:08:18 AM

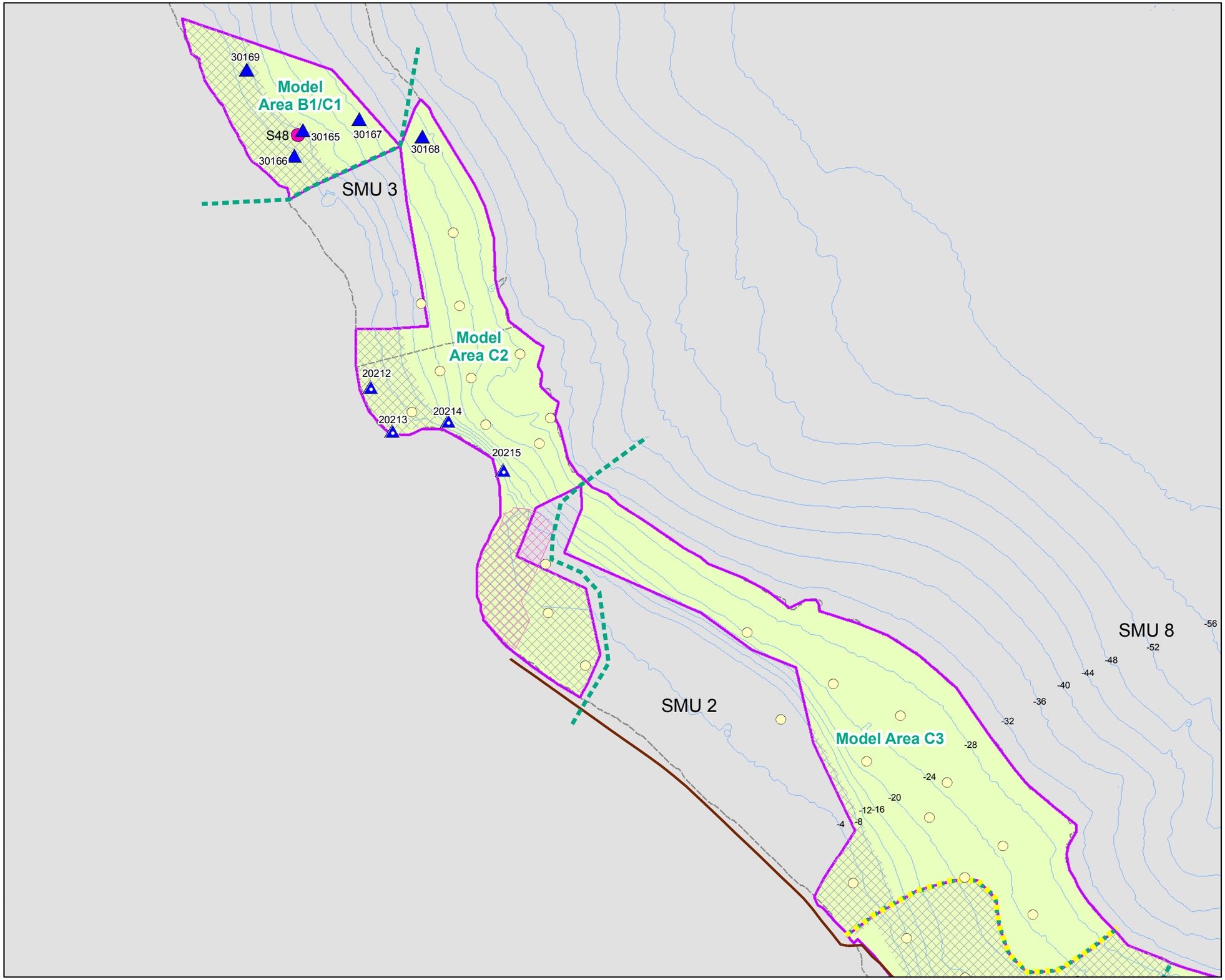

Path: Q:\GIS\GIS_Lake\Phase_VI_PDI\MXDs\SummaryRpt\PW_Rem_C.mxd

Date Revised: 12/20/2010 11:09:30 AM

Phase VI PDI Sample Locations

- 10 ft. Vibracore
- 10 ft. Nearshore Vibracore

Historical Sample Locations (RI to Phase V PDI)

- Historical Porewater Location
- S48

- Remediation Area Boundary
- Dredge Area
- Isolation Cap Area
- Area with Wooden Pilings
- ILWD Boundary
- Willis/Semet IRM Barrier Wall
- SMU Boundary
- Model Area Boundary

NOTES

1. Bathymetry contours are in 4 foot intervals.

2. Water depth based on average lake elevation of 362.82 feet, NAVD88.

3. For map clarity, the location prefixes (OL-XX-) have been omitted on this figure.

N

0 87.5 175 350 525 700

Feet

FIGURE 12

Honeywell

Onondaga Lake
Syracuse, New York

Remediation Area C
Phase VI PDI Porewater
Sample Locations

PARSONS

301 Plainfield Road, Suite 350; Syracuse, NY 13212

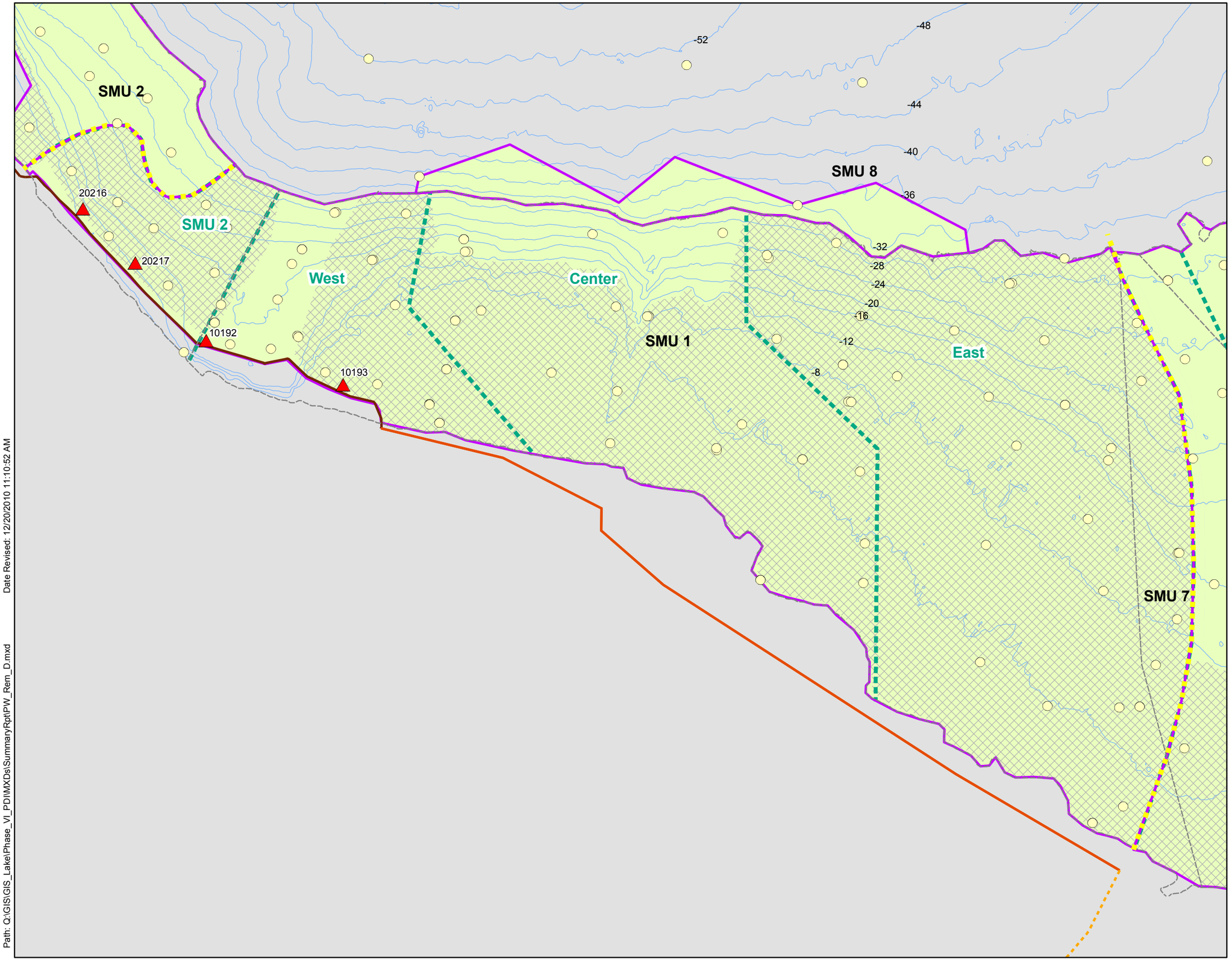

Phase VI PDI Sample Locations

12 ft. Vibracore

Historical Sample Locations (RI to Phase V PDI)

Historical Porewater Location

Remediation Area Boundary

Dredge Area

Isolation Cap Area

Model Area Boundary

ILWD Boundary

Willis/Semet IRM Barrier Wall

West Wall Portion of the WB-B/HB IRM

Approximate Location of the East Wall Portion of the WB-B/HB IRM

SMU Boundary

NOTES

1. Bathymetry contours are in 4 foot intervals.

2. Water depth based on average lake elevation of 362.82 feet, NAVD88.

3. For map clarity, the location prefixes (OL-XX-) have been omitted on this figure.

N

0 75 150 300 450 600
Feet

FIGURE 13

Honeywell

Onondaga Lake
Syracuse, New York

Remediation Area D
Phase VI PDI Porewater
Sample Locations

PARSONS

301 Plainfield Road, Suite 350; Syracuse, NY 13212

Path: Q:\GIS\GIS_Lake\Phase_VI_PDI\MXDs\SummaryRpt\PW_Rem_D.mxd Date Revised: 12/20/2010 11:10:52 AM

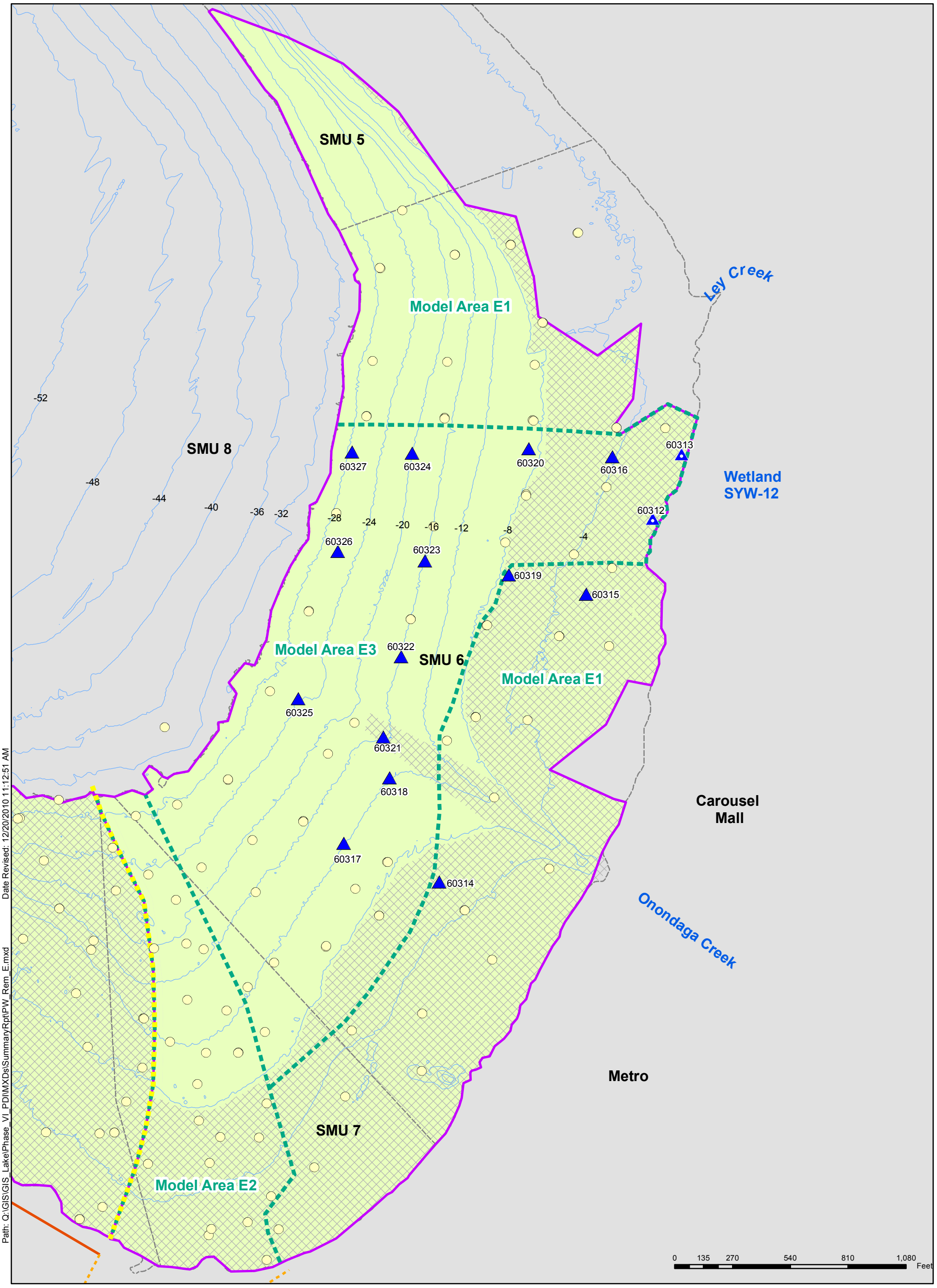

Path: Q:\GIS\GIS_Lake\Phase_VI_PDI\MXDs\SummaryRpt\PW_Rem_E.mxd Date Revised: 12/20/2010 11:12:51 AM

Phase VI PDI Porewater Sample Locations

- 10 ft. Vibracore
- 10 ft. Nearshore Vibracore

Historical Sample Locations (RI to Phase V PDI)

- Historical Porewater Location

- Model Area Boundary
- ILWD Boundary
- Approximate Location of the East Wall Portion of the WB-B/HB IRM
- West Wall Portion of the WB-B/HB IRM
- SMU Boundary
- Remediation Area Boundary
- Dredge Area
- Isolation Cap Area

N

NOTES

1. Bathymetry contours are in 4 foot intervals.
2. Water depth based on average lake elevation of 362.82 feet, NAVD88.
3. For map clarity, the location prefixes (OL-XX-) have been omitted on this figure.

FIGURE 14

Honeywell

Onondaga Lake
Syracuse, New York

Remediation Area E
Phase VI PDI
Porewater Sampling Locations

PARSONS

301 Plainfield Road, Suite 350; Syracuse, NY 13212

Path: Q:\GIS\GIS_Lake\Phase_VI_PDI\MXDs\SummaryRpt\GW_Rem_A.mxd

Date Revised: 12/20/2010 10:59:04 AM

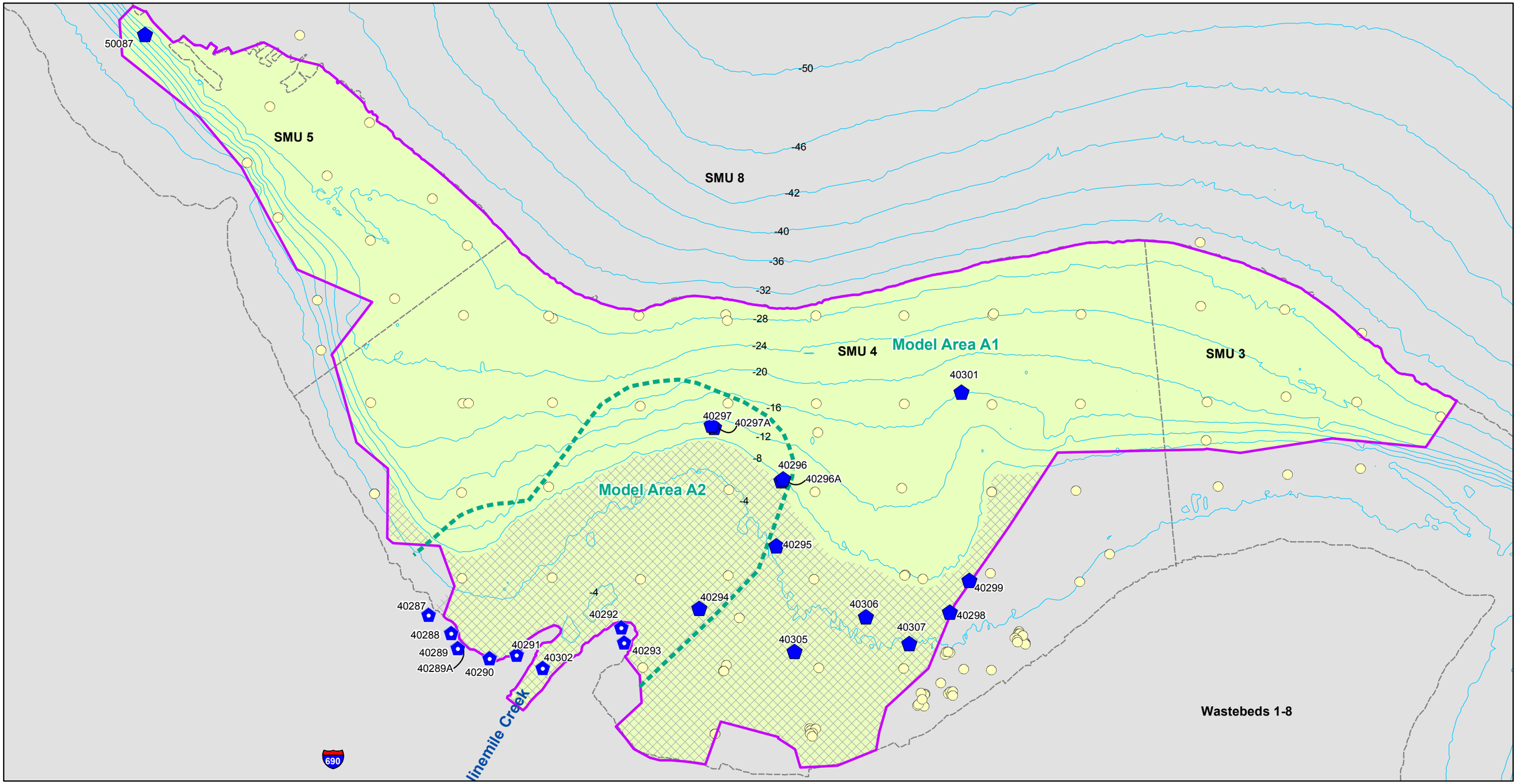

Phase VI PDI Sample Locations

- 10 ft. Vibracore
- 10 Ft. Nearshore Vibracore

Historical Sample Locations (RI to Phase V PDI)

- Historical Groundwater Location

- Remediation Area Boundary
- Dredge Area
- Isolation Cap Area
- Model Area Boundary
- SMU Boundary

0 100 200 400 600 800 1,000
Feet

NOTES

1. Bathymetry contours are in 4 foot intervals.
2. Water depth based on average lake elevation of 362.82 feet, NAVD88.
3. For map clarity, the location prefixes (OL-XX-) have been omitted on this figure.

FIGURE 15

Honeywell

Onondaga Lake
Syracuse, New York

Remediation Area A
Phase VI PDI
Groundwater Sample Locations

PARSONS

301 Plainfield Road, Suite 350; Syracuse, NY 13212

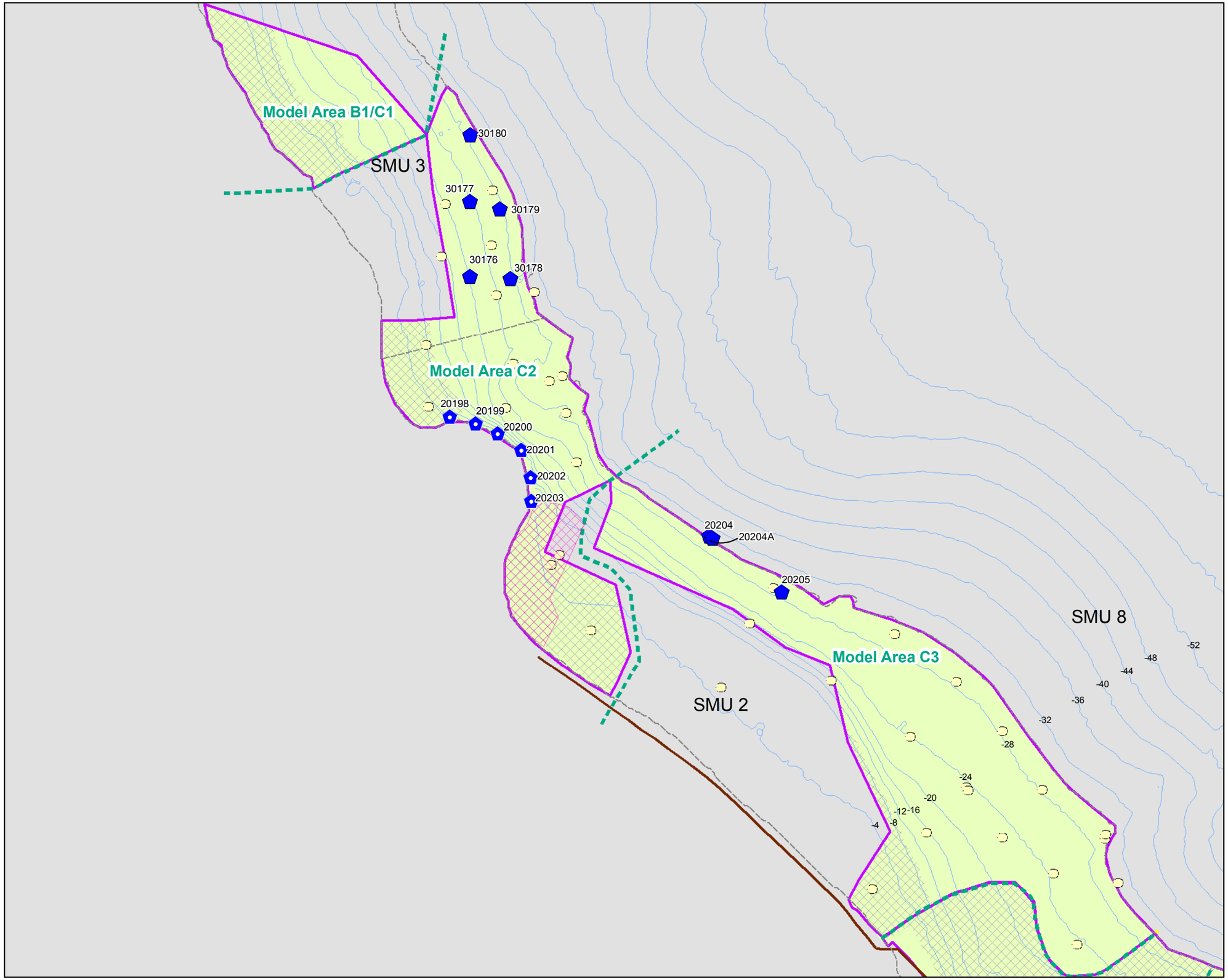

Phase VI PDI Sample Locations

- 10 Ft. Vibracore
- 10 Ft. Nearshore Vibracore

Historical Sample Locations (RI to Phase V PDI)

- Historical Groundwater Location

- Remediation Area Boundary
- Dredge Area
- Isolation Cap Area
- Area with Wooden Pilings
- Model Area Boundary
- ILWD Boundary
- Willis/Semet IRM Barrier Wall
- SMU Boundary

NOTES

1. Bathymetry contours are in 4 foot intervals.
2. Water depth based on average lake elevation of 362.82 feet, NAVD88.
3. For map clarity, the location prefixes (OL-XX-) have been omitted on this figure.

N

0 75 150 300 450 600
Feet

FIGURE 16

Honeywell

Onondaga Lake
Syracuse, New York

Remediation Area C
Phase VI PDI
Groundwater Sampling Locations

PARSONS

301 Plainfield Road, Suite 350; Syracuse, NY 13212

Path: Q:\GIS\GIS_Lake\Phase_VI_PDI\MXDs\SummaryRpt\GW_Rem_C.mxd

Date Revised: 12/20/2010 10:51:31 AM

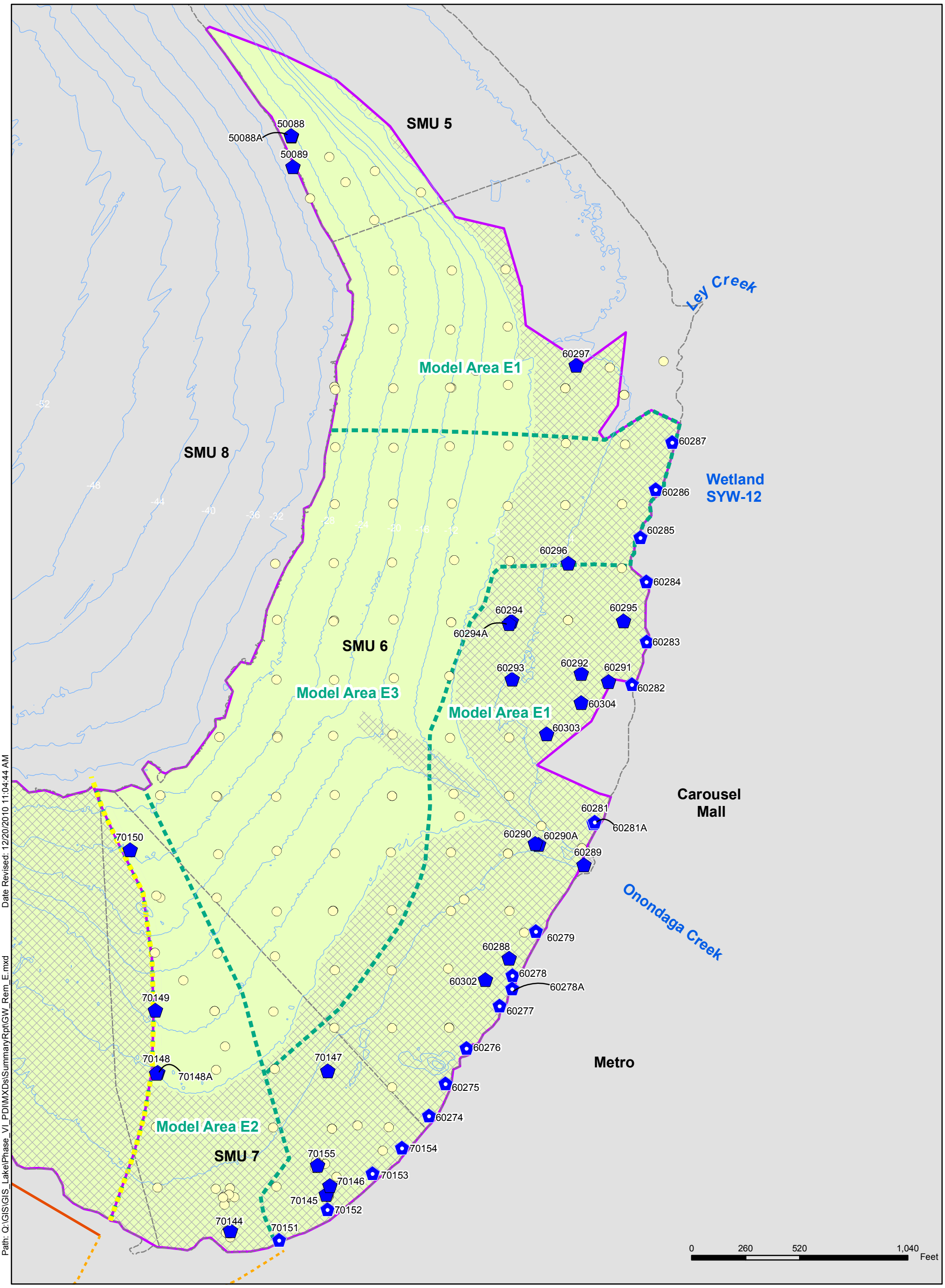

Path: Q:\GIS\GIS_Lake\Phase_VI_PDI\MXDs\SummaryRpt\GW_Rem_E.mxd Date Revised: 12/20/2010 11:04:44 AM

Phase VI PDI Sample Locations

- 10 Ft. Vibracore
- 10 Ft. Nearshore Vibracore

Historical Sample Locations (RI to Phase V PDI)

- Historical Groundwater Location

- Model Area Boundary
- ILWD Boundary
- Approximate Location of the East Wall Portion of the WB-B/HB IRM
- West Wall Portion of the WB-B/HB IRM
- SMU Boundary
- Remediation Area Boundary
- Dredge Area
- Isolation Cap Area

NOTES

1. Bathymetry contours are in 4 foot intervals.
2. Water depth based on average lake elevation of 362.82 feet, NAVD88.
3. For map clarity, the location prefixes (OL-XX-) have been omitted on this figure.

FIGURE 17

Honeywell

Onondaga Lake
Syracuse, New York

Remediation Area E
Phase VI PDI
Groundwater Sampling Locations

PARSONS

301 Plainfield Road, Suite 350; Syracuse, NY 13212

APPENDIX A

DATA USABILITY SUMMARY REPORT

APPENDIX B

VIBRACORE AND BOREHOLE LOGS

APPENDIX C

METEOROLOGICAL STATION DATA